

Current-induced magnetization switching using electrically-insulating spin-torque generator

Hongyu An,¹ Takeo Ohno,^{2,3} Yusuke Kanno,¹ Yuito Kageyama,¹
Yasuaki Monnai,¹ Hideyuki Maki,^{1,3} Ji Shi,⁴ and Kazuya Ando^{a,3}

¹*Department of Applied Physics and Physico-Informatics,
Keio University, Yokohama 223-8522, Japan*

²*WPI-Advanced Institute for Materials Research,
Tohoku University, Sendai 980-8577, Japan*

³*PRESTO, Japan Science and Technology Agency,
Kawaguchi, Saitama 332-0012, Japan*

⁴*School of Materials and Chemical Technology,
Tokyo Institute of Technology, Tokyo 152-8552, Japan*

arXiv:1709.07127v1 [cond-mat.mtrl-sci] 21 Sep 2017

^a Correspondence and requests for materials should be addressed to ando@appi.keio.ac.jp

Current-induced magnetization switching through spin-orbit torques (SOTs) is the fundamental building block of spin-orbitronics. The SOTs generally arise from the spin-orbit coupling of heavy metals. However, even in a heterostructure where a metallic magnet is sandwiched by two different insulators, a nonzero current-induced SOT is expected because of the broken inversion symmetry; an electrical insulator can be a spin-torque generator. Here, we demonstrate current-induced magnetization switching using an insulator. We show that oxygen incorporation into the most widely used spintronic material, Pt, turns the heavy metal into an electrically-insulating generator of the SOTs, enabling the electrical switching of perpendicular magnetization in a ferrimagnet sandwiched by electrically-insulating oxides. We further found that the SOTs generated from the Pt oxide can be controlled electrically through voltage-driven oxygen migration. These findings open a route towards energy-efficient, voltage-programmable spin-orbit devices based on solid-state switching of heavy metal oxidation.

An emerging direction in spintronics aims at discovering novel phenomena and functionalities originating from the spin-orbit coupling (SOC) in solid-state devices¹⁻⁴. Of particular recent scientific and technological interests are current-induced spin-orbit torques, which are responsible for the manipulation of magnetization in ultrathin ferromagnetic metals⁵⁻¹⁶. The current-induced magnetization switching through the spin-orbit torques is generally observed in structures with broken inversion symmetry along the growth direction, such as an ultrathin ferromagnetic metal (FM) sandwiched between an oxide and a heavy metal (HM): oxide/FM/HM structures. In the oxide/FM/HM heterostructures, the spin-orbit torques have two components with different symmetries: damping-like and field-like spin-orbit torques^{10,14}. Recent experimental and theoretical progress has revealed that both the bulk and interface SOC can result in the exertion of the damping-like and field-like spin-orbit torques¹⁷⁻¹⁹.

Since the spin-orbit torques due to the interface SOC originate from the broken symmetry of the heterostructure, it is natural to expect that a nonzero spin-orbit torque can be generated even in a heterostructure where a metallic magnet is sandwiched by two different insulators; an electrical insulator can be a spin-torque generator purely driven by the interface SOC. The electrically-insulating spin-torque generator will allow electrical switching

of magnetization free from the energy dissipation of the charge current in the bulk of the spin-torque source, promising the development of energy-efficient spin-orbit devices. We also note that the underlying physics of the current-induced SOC effects is still in shape debate due to the fact that the spin-orbit torques originating from the bulk and interface SOC are difficult to disentangle in the metallic heterostructures. The electrically-insulating spin-torque generator provides a model system to study the spin-orbit effect purely arising from the interface SOC. However, despite of the recent vital progress in spin-orbitronics, the realization of magnetization manipulation using an insulating spin-torque generator remains elusive and challenging.

In this work, we demonstrate current-induced magnetization switching using an electrically-insulating spin-torque generator. We show that the widely used heavy metal, Pt, becomes an electrically-insulating generator of the spin-orbit torques after oxidation, enabling spin-torque magnetization switching in a heterostructure where a perpendicularly-magnetized ferrimagnetic metal is sandwiched by two insulating oxides: MgO and oxidized Pt. We found that even in the absence of any conducting HM, the oxygen-incorporated Pt, attached to a metallic magnet, generates a robust damping-like spin-orbit torque purely through interface spin-orbit scattering, which counters the conventional understandings of the spin-orbit torques, where the origin of the damping-like torque is primarily attributed to the bulk SOC. We further show that the relative strength of the damping-like and field-like torques changes systematically depending on the oxidation level of the Pt layer. This allows electrical tuning of the spin-orbit torques through voltage-driven O^{2-} migration near the FM/oxygen-incorporated-Pt interface. These results provide crucial piece of information for revealing the underlying physics behind the current-induced spin-orbit torques as well as for the practical application of spin-orbit devices.

Current-induced magnetization switching

The device for the current-induced magnetization switching using an electrically-insulating spin-torque generator is a MgO(1.4 nm)/CoTb(4.2 nm)/Pt(O)(8 nm)/substrate trilayer, capped with a Pt(1.7 nm) film, where the numbers in parentheses represent the thickness. Here, the atomic ratio of Tb in CoTb alloy was set as 0.25 and the thickness of the CoTb layer was set as 4.2 nm to obtain optimal perpendicular magnetic anisotropy on the Pt(O) layer^{20,21}. The films were patterned into a $20 \mu\text{m} \times 80 \mu\text{m}$ Hall bar shape (see Fig. 1a).

The oxygen-incorporated Pt, Pt(O), film was deposited on a thermally oxidized Si (SiO₂) substrate at room temperature by radio frequency (rf) magnetron sputtering (for details, see Methods and Supplementary Note 1). For the sputtering, argon and oxygen gases were introduced into the chamber and the amount of oxygen gas in the reactive mixture, Q , was set as 16% for the current-induced magnetization switching experiment. A challenge for realizing the current-induced magnetization switching is to fabricate FM layer with perpendicular magnetic anisotropy on the Pt(O) film. We tried the commonly used Co and CoFeB as the FM layer. However, their magnetic anisotropy strongly depends on the interfacial conditions, which precludes to obtain perpendicular magnetic anisotropy on the Pt(O) film. Thus, we chose a transition metal-rare earth ferrimagnetic alloy CoTb with robust perpendicular magnetic anisotropy in the bulk as the FM layer for the current-induced magnetization switching^{20–22}. Figure 1b shows the anomalous Hall resistance (AHE) R_H for the MgO/CoTb/Pt(O) film measured by sweeping an perpendicular magnetic field $\mu_0 H_z$. The nearly square-shape magnetic hysteresis loop of R_H demonstrates a good perpendicular magnetic anisotropy in the MgO/CoTb/Pt(O) film.

In the MgO/CoTb/Pt(O) trilayer, due to the broken inversion symmetry along the growth direction, a nonzero spin-orbit torque is expected when passing a charge current. Thus, we next measure R_H as a function of an in-plane dc current I_{dc} . For the measurement, we applied an in-plane magnetic field $\mu_0 H_x$ along the x axis to break the rotational symmetry of the spin-orbit torque. As shown in Fig. 1c, by applying a nonzero magnetic field of $\mu_0 H_x = 7.5$ mT, the current switches the magnetization of the CoTb layer between up and down directions. By reversing the direction of the magnetic field, the polarity of the magnetization switching is also reversed. When $\mu_0 H_x = 0$, the magnetization switching disappears. These features are consistent with the magnetization switching induced by the spin-orbit torque.

The above experimental result unambiguously demonstrates the current-induced magnetization switching in the heterostructure of ferrimagnetic CoTb sandwiched by two oxides: MgO and Pt(O). This result indicates that a nonzero spin-orbit torque is generated in the heterostructure, in spite of the fact that the applied charge current flows only in the ferrimagnetic CoTb layer; the current flow in the bulk of the Pt(O) layer can be neglected due to the much larger resistivity of Pt(O) (22917 $\mu\Omega\text{cm}$) than that of CoTb (74 $\mu\Omega\text{cm}$). In the MgO/CoTb/Pt(O) trilayer, since the ferrimagnetic layer is sandwiched between the electrically-insulating oxides, only the MgO/CoTb and CoTb/Pt(O) interfaces can be re-

sponsible for the spin-orbit-torque generation. Previous studies have shown that, by the Rashba effect, a MgO/FM interface primarily generates a field-like torque^{23,24}, which cannot be responsible for the current-induced switching in the heterostructure; in order to switch the magnetization, a sizable damping-like torque is required⁸. We have confirmed the existence of a damping-like effective field in the heterostructure by measuring the second harmonic of the AHE resistance (see Supplementary Note 2). This result suggests that the CoTb/Pt(O) interface is responsible for the spin-torque generation. However, the origin responsible for this damping-like-torque generation is still unclear. Therefore, in the following, we focus on the spin-torque generation from the FM/Pt(O) interface.

Generation of spin-orbit torques from oxygen incorporated Pt

In order to systematically study the generation of the spin-orbit torques from oxygen-incorporated Pt, we measure the spin-torque ferromagnetic resonance (ST-FMR) for Ni₈₁Fe₁₉/Pt(O) bilayers with Q in a range of 0 to 35%. As shown in Fig. 2a, after the deposition of a Pt(O) film, a 6-nm-thick Ni₈₁Fe₁₉ layer was deposited on the Pt(O) layer and a 4-nm-thick SiO₂ capping layer was used to protect the Ni₈₁Fe₁₉ layer from oxidation. The SiO₂/Ni₈₁Fe₁₉/Pt(O) films were patterned into rectangular strips with 10 μm width and 150 μm length using the photolithography and lift-off techniques. For the ST-FMR measurement, an rf charge current was applied along the longitudinal direction and an in-plane external magnetic field \mathbf{H} was applied with an angle of 45° from the longitudinal direction of the device. In the device, the rf charge current generates the spin-orbit torques as well as an Oersted field, driving magnetization precession in the Ni₈₁Fe₁₉ layer. The magnetization precession results in an oscillation of the resistance due to the anisotropic magnetoresistance in the Ni₈₁Fe₁₉ layer, which can be measured through the mixing dc voltage V_{mix} by using a bias tee²⁵. The mixing voltage V_{mix} can be expressed as^{25,26}

$$V_{\text{mix}} = S \frac{W^2}{(\mu_0 H - \mu_0 H_{\text{FMR}})^2 + W^2} + A \frac{W(\mu_0 H - \mu_0 H_{\text{FMR}})}{(\mu_0 H - \mu_0 H_{\text{FMR}})^2 + W^2}, \quad (1)$$

where S , A , W and $\mu_0 H_{\text{FMR}}$ are the magnitude of the symmetric component, the magnitude of the antisymmetric component, the spectral width, and the FMR field, respectively. Here, the symmetric component is proportional to the damping-like effective field H_{DL} and the antisymmetric component is due to the sum of the Oersted field H_{Oe} and the field-like effective field H_{FL} ²⁷.

Figure 2b shows the ST-FMR spectra V_{mix} for the $\text{SiO}_2/\text{Ni}_{81}\text{Fe}_{19}/\text{Pt}(\text{O})$ devices with $Q = 0$ and 10% measured at a frequency range of 4-10 GHz. As can be seen, by reversing the external magnetic field \mathbf{H} direction, the sign of V_{mix} also changes correspondingly, as expected for the voltage generation induced by the ST-FMR. In order to systematically investigate the influence of the oxidation level in the Pt(O) films on the spin-torque generation, we have measured the ST-FMR for the $\text{SiO}_2/\text{Ni}_{81}\text{Fe}_{19}/\text{Pt}(\text{O})$ films with different Q from 0 to 35% as shown in Fig 2c. Notably, the spectral shape of V_{mix} changes drastically by increasing the amount of the oxygen gas flow Q ; the ratio between symmetric and antisymmetric components, S/A , increases with increasing Q . This result shows that the spin-torque generation efficiency in the $\text{SiO}_2/\text{Ni}_{81}\text{Fe}_{19}/\text{Pt}(\text{O})$ device is strongly affected by the oxidation level of the Pt(O) layer. We have confirmed that the voltage signal disappears in a $\text{SiO}_2/\text{Ni}_{81}\text{Fe}_{19}$ film fabricated on a SiO_2 substrate as shown in Fig. 2d. The absence of the voltage signal in the $\text{SiO}_2/\text{Ni}_{81}\text{Fe}_{19}$ film supports that the change in the spin-orbit torques generated from the Pt(O) layer is responsible for the change in the ST-FMR spectral shape in the $\text{SiO}_2/\text{Ni}_{81}\text{Fe}_{19}/\text{Pt}(\text{O})$ films.

The observed change in the ST-FMR spectral shape is associated with the interface SOC in the $\text{SiO}_2/\text{Ni}_{81}\text{Fe}_{19}/\text{Pt}(\text{O})$ films. In Fig. 2e, we show the magnetic damping constant α determined from frequency dependence of the ST-FMR spectral width for the $\text{SiO}_2/\text{Ni}_{81}\text{Fe}_{19}/\text{Pt}(\text{O})$ film with various Q . The magnetic damping α is clearly enhanced by increasing the oxidation level of the Pt(O) layer, especially for $Q > 10\%$. In the $\text{SiO}_2/\text{Ni}_{81}\text{Fe}_{19}/\text{Pt}(\text{O})$ film, the magnetic damping is dominated by the dissipation of the angular momentum induced by the spin pumping; the spin pumping emits a spin current from the $\text{Ni}_{81}\text{Fe}_{19}$ layer, and the absorption of the spin current outside the $\text{Ni}_{81}\text{Fe}_{19}$ layer deprives the magnetization of the angular momentum, giving rise to the additional magnetic damping^{28,29}. However, the magnetic damping enhanced by the oxygen incorporation in the $\text{SiO}_2/\text{Ni}_{81}\text{Fe}_{19}/\text{Pt}(\text{O})$ film cannot be attributed to the spin absorption in the interior of the Pt(O) layer. When $Q > 10\%$, the electrical resistivity of the Pt(O) layer increases drastically with Q (see Fig. 2f), and thus the spin pumping into the bulk of the Pt(O) layer is strongly suppressed. With the spin absorption in the bulk of the Pt(O) layer ruled out as a mechanism behind the enhancement of the magnetic damping, the only possible mechanism that agrees with the experimental observation is the spin absorption at the $\text{Ni}_{81}\text{Fe}_{19}/\text{Pt}(\text{O})$ interface. With strong interface SOC, the $\text{Ni}_{81}\text{Fe}_{19}/\text{Pt}(\text{O})$ interface can be an efficient spin

absorber because of the fast spin relaxation due to the spin-momentum coupling of the Rashba state and/or efficient spin-flip scattering due to the SOC at the interface. Thus, the enhancement of the magnetic damping, as well as the change in the ST-FMR spectral shape, suggests that the strength of the SOC at the Ni₈₁Fe₁₉/Pt(O) interface is enhanced by increasing the oxidation level of the Pt(O) layer.

In order to quantitatively investigate the influence of the oxidation level of the Pt(O) layer on the generation efficiency of the spin-orbit torques, we first determine the damping-like ξ_{DL} and field-like ξ_{FL} spin-torque efficiencies for the moderately oxidized Pt(O) films ($Q \leq 10\%$) by measuring Ni₈₁Fe₁₉ layer thickness d_{F} dependence of the ST-FMR spectra. By increasing Q from 0 to 10% the electrical resistivity of the Pt(O) films only increases from 32 $\mu\Omega\text{cm}$ to 81 $\mu\Omega\text{cm}$ as shown in Fig. 2f, which is still smaller than that of the Ni₈₁Fe₁₉ film (106 $\mu\Omega\text{cm}$, see the blue solid circle in Fig. 2f). Therefore, the Oersted field created by the charge current flowing in the Pt(O) layer cannot be neglected in the SiO₂/Ni₈₁Fe₁₉/Pt(O) film. In the presence of the Oersted field, the FMR spin-torque generation efficiency obtained from the resonance lineshape,

$$\xi_{\text{FMR}} = \frac{S}{A} \frac{e\mu_0 M_s d_{\text{F}} d_{\text{N}}}{\hbar} \sqrt{1 + \frac{\mu_0 M_s}{\mu_0 H_{\text{FMR}}}}, \quad (2)$$

is related to the damping-like ξ_{DL} and field-like ξ_{FL} spin-torque efficiencies, under the assumption that $\xi_{\text{DL(FL)}}$ does not have a strong dependence on d_{F} in the range examined, as²⁷

$$\frac{1}{\xi_{\text{FMR}}} = \frac{1}{\xi_{\text{DL}}} \left(1 + \frac{\hbar}{e} \frac{\xi_{\text{FL}}}{\mu_0 M_s d_{\text{F}} d_{\text{N}}} \right), \quad (3)$$

where $\xi_{\text{DL(FL)}} = \mu_0 M_s d_{\text{F}} H_{\text{DL(FL)}} (2e/\hbar) / j_{\text{c}}^{\text{Pt(O)}}$. Here, d_{F} and d_{N} are the thicknesses of the Ni₈₁Fe₁₉ layer and Pt(O) layer, respectively. $j_{\text{c}}^{\text{Pt(O)}}$ is the charge current density in the Pt(O) layer and $\mu_0 M_s$ is the saturation magnetization. Figures 3a and 3b show the ST-FMR spectra for the SiO₂/Ni₈₁Fe₁₉/Pt(O) films with different d_{F} in a range of 4-8 nm for $Q = 0$ and $Q = 10\%$. The ratio between symmetric and antisymmetric components S/A in both spectra increases by decreasing d_{F} . From the $1/d_{\text{F}}$ dependence of $1/\xi_{\text{FMR}}$ shown in Fig. 3c with equation (3), ξ_{DL} and ξ_{FL} are determined as shown in Fig. 4a. As can be seen, both ξ_{DL} and ξ_{FL} increase with Q ; by increasing Q from 0 to 10%, ξ_{DL} increases from 0.044 to 0.059 and ξ_{FL} increases from -0.0042 to -0.017 . The minus sign of ξ_{FL} indicates that the field-like effective field is opposite to the Oersted field. In Fig. 4b, ξ_{DL} and ξ_{FL} are replotted

as a function of the electrical resistivity ρ of the Pt(O) layer. Here, in a system where the damping-like torque is purely generated by the bulk spin Hall effect, the damping-like spin-torque efficiency ξ_{DL} is equivalent to the spin Hall angle θ_{SHE} . Since θ_{SHE} is known to scale with the electrical resistivity³⁰ ρ , the nonmonotonic change of ξ_{DL} with ρ shown in Fig. 4b suggests that the bulk spin Hall effect is not the only source of the observed spin-orbit torques in the SiO₂/Ni₈₁Fe₁₉/Pt(O) films with $Q \leq 10\%$. We also found that the relative magnitude of the field-like torque to the damping-like torque, $\xi_{\text{FL}}/\xi_{\text{DL}} = H_{\text{FL}}/H_{\text{DL}}$, increases with Q or ρ as shown in Figs. 4c and 4d.

By further increasing the oxidation level of the Pt(O) layer, the charge and spin transport in the SiO₂/Ni₈₁Fe₁₉/Pt(O) film change drastically. For $Q \geq 16\%$, the electrical resistivity of the Pt(O) films is larger than $2.3 \times 10^4 \mu\Omega\text{cm}$, which is more than two-orders of magnitude larger than the resistivity of the Ni₈₁Fe₁₉ layer (see also Fig. 2f). This indicates that the flow of the applied rf charge current in the Pt(O) layer can be neglected for $Q \geq 16\%$. Consequently, the Oersted field arising from the charge current in the Pt(O) layer is negligible in the SiO₂/Ni₈₁Fe₁₉/Pt(O) films. This is evidenced in the ST-FMR spectra measured for different Pt(O) layer thicknesses shown in Fig. 5a. As can be seen, the ST-FMR spectral shape barely changes by varying the Pt(O) layer thickness from 8 to 35 nm for $Q = 20\%$. Since the antisymmetric component of V_{mix} due to the Oersted field $H_{\text{Oe}} = d_{\text{N}} j_{\text{c}}^{\text{Pt(O)}}/2$ is proportional to the thickness of the Pt(O) layer d_{N} , the spectral shape is independent of d_{N} only when the charge current density $j_{\text{c}}^{\text{Pt(O)}}$ in the Pt(O) layer is negligible. The negligible $j_{\text{c}}^{\text{Pt(O)}}$ in the Pt(O) layer for $Q \geq 16\%$ is also confirmed by a numerical calculation using CST microwave studio.

In the absence of the charge current in the interior of the Pt(O) layer, the spin-orbit torques due to the bulk spin Hall effect, as well as the torque due to the Oersted field, is negligible. Nevertheless, we observed the clear ST-FMR signals for the SiO₂/Ni₈₁Fe₁₉/Pt(O) devices with $Q \geq 16\%$ as shown in Fig. 2c. This result demonstrates that the current-induced FMR is driven by the spin-orbit torques purely generated at the Ni₈₁Fe₁₉/Pt(O) interface. Here, the absence of the Oersted field in the device precludes the determination of the spin-torque efficiencies, ξ_{DL} and ξ_{FL} , with the self-calibrated equations (2) and (3), used for $Q \leq 10\%$, where the strength of the spin-orbit torques from the charge current is measured relative to the torque from the Oersted field. This is because ξ_{DL} and ξ_{FL} are defined as the generation efficiency of the spin-orbit torques from the charge current density $j_{\text{c}}^{\text{Pt(O)}}$ flowing

in the Pt(O) layer; ξ_{DL} and ξ_{FL} are undefined in the absence of $j_c^{\text{Pt(O)}}$. Under the negligible Oersted field, instead of the spin-torque efficiencies ξ_{DL} and ξ_{FL} , the relative magnitude of the field-like effective field H_{FL} to the damping-like effective field H_{DL} can be obtained directly from the ST-FMR spectral shape as

$$\frac{H_{\text{FL}}}{H_{\text{DL}}} = \frac{A}{S} \left(1 + \frac{\mu_0 M_s}{\mu_0 H_{\text{FMR}}} \right)^{-1/2}. \quad (4)$$

In Fig. 5b, we show Q dependence of $H_{\text{FL}}/H_{\text{DL}}$ obtained using equation (4). $H_{\text{FL}}/H_{\text{DL}}$ is also plotted as a function of the Pt(O)-layer resistivity ρ in Fig. 5c. Although these results show significant increase of $H_{\text{FL}}/H_{\text{DL}}$ with the oxidation of the Pt(O) layer, the damping-like torque is about an order of magnitude larger than the field-like torque in the trilayer, where the $\text{Ni}_{81}\text{Fe}_{19}$ layer is sandwiched by the two insulating oxides. This observation is well consistent with the result in our current-induced magnetization switching experiment that the damping-like torque is responsible for the switching, but contrary to the prediction of the spin-orbit torques generated by the interface Rashba effect; previous experimental and theoretical results suggest that the Rashba effect primarily generates the field-like torque¹⁷⁻¹⁹. Our results therefore require a new source of the spin-orbit torques, other than the bulk spin Hall effect and interface Rashba effect, in the highly-oxidized $\text{SiO}_2/\text{Ni}_{81}\text{Fe}_{19}/\text{Pt(O)}$ films.

A possible origin of the spin-orbit torques in the highly-oxidized $\text{SiO}_2/\text{Ni}_{81}\text{Fe}_{19}/\text{Pt(O)}$ films is interfacial spin-dependent scattering^{31,32}. With strong interface SOC, the interfacial spin-orbit scattering creates spin currents that can flow away from the interface, which enter the ferromagnetic layer. This mechanism can exert torques on the magnetization through the spin-transfer mechanism, allowing the spin-orbit torques to have a strong damping-like component³², which is consistent with our observation. Another possible mechanism is the intrinsic spin-orbit torque³³. In a two-dimensional Rashba system, a spin-orbit effective field induces spin rotation, which results in non-equilibrium out-of-plane spin polarization of carriers that are exchange coupled to the in-plane magnetization. The out-of-plane spin density induces the damping-like torque on the magnetization³³. Thus, with the assumption that the Rashba SOC is present at the $\text{Ni}_{81}\text{Fe}_{19}/\text{Pt(O)}$ interface, the observed damping-like torque can be explained by the intrinsic mechanism in the highly-oxidized $\text{SiO}_2/\text{Ni}_{81}\text{Fe}_{19}/\text{Pt(O)}$ films.

To characterize the generation efficiency of the damping-like and field-like torques for

the SiO₂/Ni₈₁Fe₁₉/Pt(O) device with $Q \geq 16\%$, we measured the ST-FMR with applying a dc charge current I_{dc} . In the SiO₂/Ni₈₁Fe₁₉/Pt(O) device, the damping-like torque generated by the dc charge current I_{dc} effectively changes the magnetic damping α of the Ni₈₁Fe₁₉ layer, or the FMR spectral width W , as shown in Fig. 5d. The damping modulation enables to determine the conversion efficiency from the applied charge current I_{dc} into the damping-like effective field H_{DL} . Here, note that for $Q \geq 16\%$, the applied charge current flows only in the Ni₈₁Fe₁₉ layer, and thus the damping modulation allows to determine the generation efficiency of the damping-like torque from the charge current density j_c^{Py} flowing in the Ni₈₁Fe₁₉ layer: $\bar{\xi}_{DL} = \mu_0 M_s d_F H_{DL} (2e/\hbar) / j_c^{Py}$, which is different from $\xi_{DL} = \mu_0 M_s d_F H_{DL} (2e/\hbar) / j_c^{Pt(O)}$ obtained for $Q \leq 10\%$. Thus, although $\bar{\xi}_{DL}$ characterizes the variation of the generation efficiency of the damping-like torque with the oxidation level of the electrically-insulating Pt(O) layer, $\bar{\xi}_{DL}$ cannot be compared directly with ξ_{DL} obtained for $Q \leq 10\%$. We also note that the damping-like effective field H_{DL} for $Q \geq 16\%$ is generated by the charge current flowing at the Ni₈₁Fe₁₉/Pt(O) interface. This indicates that $\bar{\xi}_{DL}$ is not the actual spin-torque efficiency due to the interfacial spin-dependent scattering. Nevertheless, as shown in Fig. 5e, we found large $\bar{\xi}_{DL}$ for $Q \geq 16\%$. This result demonstrates that the spin-orbit scattering at the Ni₈₁Fe₁₉/Pt(O) interface provides an efficient way for generating the spin-orbit torques, which are large enough to manipulate the magnetization of the ferromagnetic layer. The $\bar{\xi}_{DL}$ result also allows to determine the generation efficiency, $\bar{\xi}_{FL}$, of the field-like torque from j_c^{Py} using $\bar{\xi}_{FL}/\bar{\xi}_{DL} = H_{FL}/H_{DL}$ with the measured values of H_{FL}/H_{DL} shown in Figs. 5b and 5c. As shown in Figs. 5e and 5f, the field-like torque efficiency $\bar{\xi}_{FL}$ increases drastically with the oxidation level of the Pt(O) layer, illustrating a crucial role of the oxidation of the Pt layer for the field-like torque generation.

Voltage control of spin-orbit torques

The above study unambiguously reveals the significant influence of the oxidation level of the Ni₈₁Fe₁₉/Pt(O) bilayer on the spin-orbit torque generation and provides a probable approach to tune the spin-orbit torques through voltage driven O²⁻ migration near the Ni₈₁Fe₁₉/Pt(O) interface. The voltage driven O²⁻ migration has been well studied in a wide range of oxides so far³⁴⁻⁴¹. However, a crucial problem is that the oxygen concentration in the magnetron-sputtered Pt(O) films is too low to be utilized for the O²⁻ migration even when we fabricated the Pt(O) film by using the oxygen flow Q of 100% during the deposi-

tion. To solve this problem, we fabricated a highly resistive $\text{PtO}_x/\text{PtO}_y$ bilayer using the reactive sputtering and the oxygen plasma treatment as shown in Fig. 6a. The 7-nm-thick PtO_x layer was deposited by using the oxygen flow Q of 100% on the PtO_y layer, where the PtO_y layer was a magnetron-sputtered Pt layer oxidized by oxygen particle irradiation at the beginning^{42–46}; firstly, a 7.5-nm-thick Pt layer was deposited on a SiO_2 substrate, and then accelerated oxygen particles, extracted from the conventional oxygen plasma, passing through a biased electrode, were used to oxidize the Pt film. This oxygen plasma treatment leads to a formation of PtO_y with a depth of around 3.5 nm from the surface. The remaining non-oxidized Pt was utilized as the bottom electrode for the application of a gate voltage. The oxidized Pt layer created by the oxygen particle irradiation guarantees the sufficiently high oxygen concentration and the $\text{PtO}_x/\text{PtO}_y$ bilayer system provides an oxygen concentration gradient which favors the O^{2-} migration^{37–39}. On the $\text{PtO}_x/\text{PtO}_y$ bilayer, a 6-nm-thick $\text{Ni}_{81}\text{Fe}_{19}$ layer with a 4-nm-thick SiO_2 capping layer was deposited, which serves as both the FM layer for the ST-FMR measurement and the top electrode for the application of the gate voltage. For the $\text{Ni}_{81}\text{Fe}_{19}/\text{PtO}_x/\text{PtO}_y/\text{Pt}$ ($\text{Ni}_{81}\text{Fe}_{19}/\text{Pt}(\text{O})/\text{Pt}$) device, we first applied the gate voltage between the top $\text{Ni}_{81}\text{Fe}_{19}$ and bottom Pt layers and then measured the ST-FMR after removing the gate voltage.

Figure 6b shows typical ST-FMR spectra measured after removing the gate voltage of ± 35 V from the $\text{Ni}_{81}\text{Fe}_{19}/\text{Pt}(\text{O})/\text{Pt}$ device. The spectral shape of the ST-FMR changes by reversing the polarity of the gate voltage. Figure 6c summarizes the ratio between symmetric and antisymmetric component S/A obtained by fitting the ST-FMR spectra, which demonstrates reversible switching of the S/A ratio induced by the voltage application.

This reversible manipulation is best interpreted in terms of the switching of the spin-orbit torque generation due to internal O^{2-} or vacancies migration through nanoionic transport as illustrated in Fig. 6d. When the positive gate voltage ($0 \text{ V} \rightarrow +35 \text{ V} \rightarrow 0 \text{ V}$) was applied, the O^{2-} migrates towards the $\text{Ni}_{81}\text{Fe}_{19}/\text{Pt}(\text{O})$ interface, leading to an increase of the S/A ratio due to the high oxygen incorporation in the PtO_x layer. In contrast, the application of the negative gate voltage ($0 \text{ V} \rightarrow -35 \text{ V} \rightarrow 0 \text{ V}$), which drives O^{2-} away from the $\text{Ni}_{81}\text{Fe}_{19}/\text{Pt}(\text{O})$ interface, results in a decrease of the S/A ratio. This is consistent with the oxidation level dependence of the ST-FMR spectral shape shown in Fig. 2c, where the S/A ratio increases by increasing the oxidation level in the $\text{Ni}_{81}\text{Fe}_{19}/\text{Pt}(\text{O})$ bilayer.

The reversible switching of the ST-FMR spectral shape was observed only when the large

voltages (± 35 V) were applied. This result indicates a nonvolatile characteristic when the gate large voltages (± 35 V) is applied, whereas relative low gate voltages result in volatile characteristic. These differences appear in the current-voltage (I - V) curves shown in Fig. 6e. When the gate voltages up to 30 V is applied, the curve follows an almost same history, which corresponds to a volatile O^{2-} migration. On the other hand, by applying the voltages up to 35 V, a resistive switching characteristic is observed in the I - V curve, indicating a nonvolatile O^{2-} migration.

During the reversible switching of the spin-orbit torque generation, although a possible O^{2-} migration into the $Ni_{81}Fe_{19}$ layer can also change the S/A ratio, the oxidation of the $Ni_{81}Fe_{19}$ layer cannot be responsible for the change of the ST-FMR spectra. Since the gate voltage is applied along the perpendicular direction of the device (see Fig. 6d), if the O^{2-} migrates into the $Ni_{81}Fe_{19}$ layer, the electrical resistance along the in-plane direction of the $Ni_{81}Fe_{19}$ layer should change. As shown in Fig. 6c, however, we observed no change in the in-plane electrical resistance of the $Ni_{81}Fe_{19}$ layer in the $Ni_{81}Fe_{19}/Pt(O)/Pt$ device after the application of ± 35 V. This result indicates that the oxidation of the $Ni_{81}Fe_{19}$ layer is negligible. A possible O^{2-} migration into the bottom non-oxidized Pt layer also plays a minor role in the voltage-induced change of the ST-FMR spectra. Although the spin-orbit torques generated by the spin Hall effect in the bottom Pt layer can be neglected due to the presence of the insulating Pt(O) layer in the $Ni_{81}Fe_{19}/Pt(O)/Pt$ device, an Oersted field created by the rf charge current flowing in the bottom Pt layer may contribute to the ST-FMR signal. However, by applying a negative voltage, if the O^{2-} migrates into the bottom Pt layer, the effective thickness of the non-oxidized Pt layer should be decreased and thus the Oersted field should also be decreased. This is contrary to the fact that the S/A switching shown in Fig. 6c can be reproduced only when the negative(positive) voltage increases(decreases) the Oersted field. Therefore, the voltage-induced change of the ST-FMR spectral shape can be attributed to the O^{2-} migration within the highly-resistive PtO_x/PtO_y bilayer; the O^{2-} migration in the PtO_x/PtO_y bilayer changes the oxidation level at the $Ni_{81}Fe_{19}/PtO_x$ interface, which enables to tune the spin-orbit torque generation.

Summary

In summary, we have demonstrated current-induced magnetization switching using an electrically-insulating spin-torque generator. By turning Pt into an electrical insulator

through oxygen incorporation, we show that even without the bulk spin Hall effect, still a robust damping-like torque can be generated through interface spin-orbit scattering. The spin-torque generation at FM/Pt(O) interfaces allows to switch the magnetization in a perpendicularly magnetized ferrimagnet sandwiched between insulating oxides. We note that in the MgO/CoTb/Pt(O) device used in the present study, a large current is necessary to switch the perpendicular magnetization. This is because the most of the applied charge current flows in the bulk of the thick CoTb layer in spite of the fact that the spin-orbit torque responsible for the magnetization switching is purely generated by the interface current. Thus, the switching current can be decreased significantly by fabricating a thinner perpendicularly-magnetized film; the insulating spin-torque generator promises a way to minimize the switching energy of spin-based magnetic memories because of the absence of the energy dissipation due to the current flow in the bulk of the spin-torque generator. Furthermore, we show that the spin-orbit effect can be tuned electrically by changing the oxidation level near the FM/Pt(O) interface through the voltage-driven O^{2-} migration in the oxygen-incorporated Pt layer. This finding is different from the previous report that the voltage-driven O^{2-} migration was used to oxidize a FM layer to tune the magnetic properties³⁶, since we use the voltage-driven O^{2-} migration to directly tune the spin torque generator instead of the FM layer. As the energy dissipation in the bulk can be avoided, our findings pave a way towards the energy-efficient, voltage-programmable spintronic applications.

Methods

Sample preparation. The films were deposited on thermally oxidized Si substrates (SiO_2) by rf magnetron sputtering at room temperature. Before the deposition, the base pressure in the chamber was better than 1×10^{-6} Pa and the deposition pressure was 0.2 Pa. The CoTb, $\text{Ni}_{81}\text{Fe}_{19}$ and SiO_2 films were deposited by applying argon gas with flow of 10 sccm. For the Pt(O) deposition, argon and oxygen gases were introduced into the chamber and the amount of oxygen gas in the reactive mixture, Q , was changed in order to change the oxygen concentration in the Pt(O) films. The film thicknesses were controlled by the deposition time with a pre-calibrated deposition rate. For the fabrication of the devices used in magnetization switching experiment, the substrates were patterned into a $20 \mu\text{m} \times 80 \mu\text{m}$ Hall bar shape by standard photolithography before the deposition, and lift-off technique was used to take off the rest part of the films after the deposition. For the fabrication of the devices used in the ST-FMR experiment, the substrates were patterned into $10 \mu\text{m} \times 150 \mu\text{m}$ rectangular shape. For the fabrication of the devices used in the experiment of the voltage-tuning of the oxidation level at the $\text{Ni}_{81}\text{Fe}_{19}/\text{Pt}(\text{O})$ interface, a Pt film was oxidized by irradiation with accelerated oxygen particles passing through a 30 W-biased electrode with cylindrical holes. The source power for an inductively coupled oxygen plasma generation was rf 500 W. To investigate the microstructure of Pt(O), X-ray diffraction (XRD) and X-ray reflectivity (XRR) measurements were conducted with a Bruker D8 Discover diffractometer by applying Cu K_α radiation. Single Pt(O) blanket films were fabricated by changing oxygen flow for the measurements. The electrical resistivity of Pt(O) and $\text{Ni}_{81}\text{Fe}_{19}$ films was measured using the conventional four-probe method. All measurements were conducted at room temperature.

-
- ¹ Sinova, J., Valenzuela, S. O., Wunderlich, J., Back, C. H. & Jungwirth, T. Spin Hall effects. *Rev. Mod. Phys.* **87**, 1213–1260 (2015).
 - ² Jungwirth, T., Wunderlich, J. & Olejnik, K. Spin Hall effect devices. *Nat. Mater.* **11**, 382–390 (2012).
 - ³ Manchon, A., Koo, H. C., Nitta, J., Frolov, S. M. & Duine, R. A. New perspectives for Rashba spin-orbit coupling. *Nat. Mater.* **14**, 871–882 (2015).
 - ⁴ Soumyanarayanan, A., Reyren, N., Fert, A. & Panagopoulos, C. Emergent phenomena induced by spin-orbit coupling at surfaces and interfaces. *Nature* **539**, 509–517 (2016).
 - ⁵ Gambardella, P. & Miron, I. M. Current-induced spin-orbit torques. *Philos. Trans. R Soc. Lond. A Math. Phys. Eng. Sci.* **369**, 3175–3197 (2011).
 - ⁶ Miron, I. M. *et al.* Perpendicular switching of a single ferromagnetic layer induced by in-plane current injection. *Nature* **476**, 189–193 (2011).
 - ⁷ Miron, I. M. *et al.* Current-driven spin torque induced by the Rashba effect in a ferromagnetic metal layer. *Nat. Mater.* **9**, 230–234 (2010).
 - ⁸ Liu, L. *et al.* Spin-torque switching with the giant spin Hall effect of tantalum. *Science* **336**, 555–558 (2012).
 - ⁹ Liu, L., Lee, O., Gudmundsen, T., Ralph, D. & Buhrman, R. Current-induced switching of perpendicularly magnetized magnetic layers using spin torque from the spin Hall effect. *Phys. Rev. Lett.* **109**, 096602 (2012).
 - ¹⁰ Kim, J. *et al.* Layer thickness dependence of the current-induced effective field vector in Ta|CoFeB|MgO. *Nat. Mater.* **12**, 240–245 (2013).
 - ¹¹ Yu, G. *et al.* Switching of perpendicular magnetization by spin-orbit torques in the absence of external magnetic fields. *Nat. Nanotechnol.* **9**, 548–554 (2014).
 - ¹² Fan, Y. *et al.* Magnetization switching through giant spin-orbit torque in a magnetically doped topological insulator heterostructure. *Nat. Mater.* **13**, 699–704 (2014).
 - ¹³ Wang, X., Pauyac, C. O. & Manchon, A. Spin-orbit-coupled transport and spin torque in a ferromagnetic heterostructure. *Phys. Rev. B* **89**, 054405 (2014).
 - ¹⁴ Garello, K. *et al.* Symmetry and magnitude of spin-orbit torques in ferromagnetic heterostructures. *Nat. Nanotechnol.* **8**, 587–593 (2013).

- ¹⁵ Fan, X. *et al.* Observation of the nonlocal spin-orbital effective field. *Nat. Commun.* **4**, 1799 (2013).
- ¹⁶ Demasius, K.-U. *et al.* Enhanced spin-orbit torques by oxygen incorporation in tungsten films. *Nat. Commun.* **7** (2016).
- ¹⁷ Manchon, A. Spin Hall effect versus Rashba torque: a diffusive approach. Preprint at <http://lanl.arXiv.org/abs/1204.4869> (2012).
- ¹⁸ Haney, P. M., Lee, H.-W., Lee, K.-J., Manchon, A. & Stiles, M. Current induced torques and interfacial spin-orbit coupling: Semiclassical modeling. *Phys. Rev. B* **87**, 174411 (2013).
- ¹⁹ Pesin, D. & MacDonald, A. Quantum kinetic theory of current-induced torques in Rashba ferromagnets. *Phys. Rev. B* **86**, 014416 (2012).
- ²⁰ Finley, J. & Liu, L. Spin-orbit-torque efficiency in compensated ferrimagnetic cobalt-terbium alloys. *Phys. Rev. Appl.* **6**, 054001 (2016).
- ²¹ Han, J. *et al.* Room-temperature spin-orbit torque switching induced by a topological insulator. *Phys. Rev. Lett.* **119**, 077702 (2017).
- ²² Hansen, P., Clausen, C., Much, G., Rosenkranz, M. & Witter, K. Magnetic and magneto-optical properties of rare-earth transition-metal alloys containing gd, tb, fe, co. *J. Appl. Phys.* **66**, 756–767 (1989).
- ²³ Akyol, M. *et al.* Effect of the oxide layer on current-induced spin-orbit torques in Hf[CoFeB|MgO and Hf[CoFeB|TaO_x structures. *Appl. Phys. Lett.* **106**, 032406 (2015).
- ²⁴ Ou, Y., Pai, C.-F., Shi, S., Ralph, D. & Buhrman, R. Origin of fieldlike spin-orbit torques in heavy metal/ferromagnet/oxide thin film heterostructures. *Phys. Rev. B* **94**, 140414 (2016).
- ²⁵ Liu, L., Moriyama, T., Ralph, D. & Buhrman, R. Spin-torque ferromagnetic resonance induced by the spin Hall effect. *Phys. Rev. Lett.* **106**, 036601 (2011).
- ²⁶ Zhang, W., Han, W., Jiang, X., Yang, S.-H. & Parkin, S. S. Role of transparency of platinum-ferromagnet interfaces in determining the intrinsic magnitude of the spin Hall effect. *Nat. Phys.* **11**, 496–502 (2015).
- ²⁷ Pai, C.-F., Ou, Y., Vilela-Leão, L. H., Ralph, D. C. & Buhrman, R. A. Dependence of the efficiency of spin Hall torque on the transparency of Pt/ferromagnetic layer interfaces. *Phys. Rev. B* **92**, 064426 (2015).
- ²⁸ Tserkovnyak, Y., Brataas, A. & Bauer, G. E. W. Enhanced Gilbert damping in thin ferromagnetic films. *Phys. Rev. Lett.* **88**, 117601 (2002).

- ²⁹ Mizukami, S., Ando, Y. & Miyazaki, T. Effect of spin diffusion on Gilbert damping for a very thin permalloy layer in Cu/permalloy/Cu/Pt films. *Phys. Rev. B* **66**, 104413 (2002).
- ³⁰ Niimi, Y. & Otani, Y. Reciprocal spin Hall effects in conductors with strong spin-orbit coupling: a review. *Rep. Prog. Phys.* **78**, 124501 (2015).
- ³¹ Wang, L. *et al.* Giant Room Temperature Interface Spin Hall and Inverse Spin Hall Effects. *Phys. Rev. Lett.* **116**, 196602 (2016).
- ³² Amin, V. P. & Stiles, M. D. Spin transport at interfaces with spin-orbit coupling: Phenomenology. *Phys. Rev. B* **94**, 104420 (2016).
- ³³ Kurebayashi, H. *et al.* An antidamping spin-orbit torque originating from the Berry curvature. *Nat. Nanotechnol.* **9**, 211–217 (2014).
- ³⁴ Waser, R., Dittmann, R., Staikov, G. & Szot, K. Redox-based resistive switching memories—nanoionic mechanisms, prospects, and challenges. *Adv. Mater.* **21**, 2632–2663 (2009).
- ³⁵ Yang, J. J., Strukov, D. B. & Stewart, D. R. Memristive devices for computing. *Nat. Nanotechnol.* **8**, 13–24 (2013).
- ³⁶ Bauer, U. *et al.* Magneto-ionic control of interfacial magnetism. *Nat. Mater.* **14**, 174–181 (2015).
- ³⁷ Yang, J. J. *et al.* Memristive switching mechanism for metal/oxide/metal nanodevices. *Nat. Nanotechnol.* **3**, 429–433 (2008).
- ³⁸ Yang, J. J., Borghetti, J., Murphy, D., Stewart, D. R. & Williams, R. S. A family of electronically reconfigurable nanodevices. *Adv. Mater.* **21**, 3754–3758 (2009).
- ³⁹ Lee, M.-J. *et al.* A fast, high-endurance and scalable non-volatile memory device made from asymmetric Ta₂O_{5-x}/TaO_{2-x} bilayer structures. *Nat. Mater.* **10**, 625–630 (2011).
- ⁴⁰ Yang, R. *et al.* On-demand nanodevice with electrical and neuromorphic multifunction realized by local ion migration. *ACS Nano* **6**, 9515–9521 (2012).
- ⁴¹ Lee, J. S., Lee, S. & Noh, T. W. Resistive switching phenomena: A review of statistical physics approaches. *Appl. Phys. Rev.* **2**, 031303 (2015).
- ⁴² Panda, S., Economou, D. J. & Chen, L. Anisotropic etching of polymer films by high energy (~100s of eV) oxygen atom neutral beams. *J. Vac. Sci. Technol. A* **19**, 398–404 (2001).
- ⁴³ Economou, D. J. Fast (tens to hundreds of eV) neutral beams for materials processing. *J. Phys. D: Appl. Phys.* **41**, 024001 (2008).
- ⁴⁴ Ohno, T. & Samukawa, S. Resistive switching in a few nanometers thick tantalum oxide film formed by a metal oxidation. *Appl. Phys. Lett.* **106**, 173110 (2015).

- ⁴⁵ Ohno, T., Nakayama, D. & Samukawa, S. Al and Ge simultaneous oxidation using neutral beam post-oxidation for formation of gate stack structures. *Appl. Phys. Lett.* **107**, 133107 (2015).
- ⁴⁶ Cheng, H.-E., Wang, Y.-Y., Wu, P.-C. & Huang, C.-H. Preparation of large-area graphene oxide sheets with a high density of carboxyl groups using O₂/H₂ low-damage plasma. *Surf. Coat. Technol.* **303**, 170–175 (2016).

Correspondence and requests for materials should be addressed to K.A. (ando@appi.keio.ac.jp)

Acknowledgements

This work was supported by JSPS KAKENHI Grant Numbers 26220604, 26103004, PRESTO-JST “Innovative nano-electronics through interdisciplinary collaboration among material, device and system layers” Grant Number 13415036, JPMJPR1323 and JPMJPR1325, the Mizuho Foundation for the Promotion of Sciences, JSPS Core-to-Core Program, and Spintronics Research Network of Japan (Spin-RNJ). H.A. acknowledges the support from the JSPS Fellowship (No. P17066). T.O. thanks Prof. S. Samukawa for fruitful discussion on the plasma technique.

Additional information

The authors declare no competing financial interests.

Author contributions

H.A. and T.O. fabricated devices and collected the data. H.A., T.O., Y. Kanno, Y. Kageyama and Y.M. analyzed the data. K.A., T.O., H.M. and J.S. designed the experiments and developed the explanation. K.A., T.O. and H.A. wrote the manuscript. All authors discussed results and reviewed the manuscript.

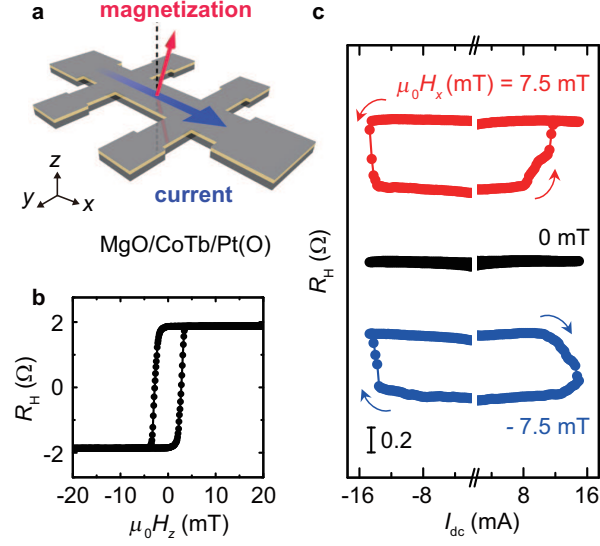


FIG. 1. **Current-induced magnetization switching.** **a**, Schematic of the MgO/CoTb/Pt(O) heterostructure used for the AHE measurements. The charge current I_{dc} and external magnetic field were applied along the x axis for the magnetization switching. **b**, The anomalous Hall resistance R_H measured by varying the perpendicular magnetic field $\mu_0 H_z$ for the MgO/CoTb/Pt(O) device. **c**, Current-induced magnetization switching curves for the MgO/CoTb/Pt(O) heterostructure, measured with different in-plane external magnetic field $\mu_0 H_x$.

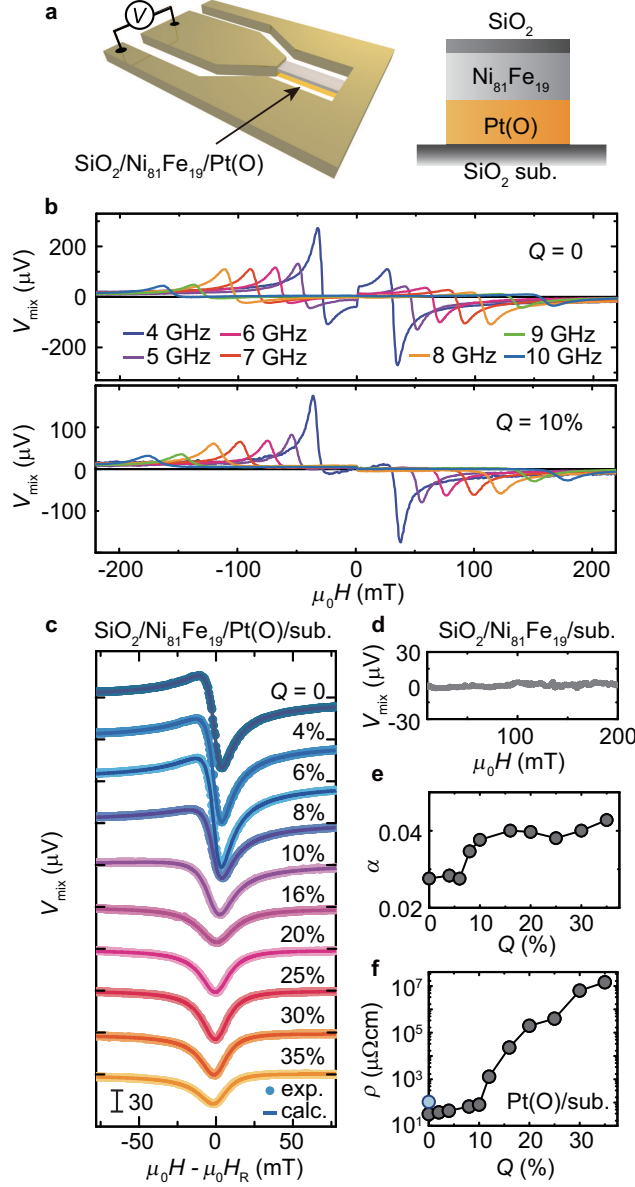


FIG. 2. **ST-FMR measurements.** **a**, Schematic of the SiO₂/Ni₈₁Fe₁₉/Pt(O) device for the ST-FMR measurements. **b**, ST-FMR spectra for the SiO₂/Ni₈₁Fe₁₉/Pt(O) devices by changing the rf current frequencies from 4 to 10 GHz, where $Q = 0$ and 10%. **c**, ST-FMR spectra for the SiO₂/Ni₈₁Fe₁₉/Pt(O) devices at 7 GHz by changing Q from 0 to 35%. The solid circles are the experimental data and the solid curves are the fitting result using equation (1). The rf power of 24.7 dBm was applied for all the measurements. **d**, The ST-FMR spectrum for the SiO₂/Ni₈₁Fe₁₉ device at 7 GHz. **e**, Q dependence of the magnetic damping constant α , obtained from the rf frequency f dependence of the ST-FMR spectral width W using $W = (2\pi\alpha/\gamma)f + W_{\text{ext}}$, where γ is the gyromagnetic ratio and W_{ext} is the extrinsic contribution to the spectral width. **f**, Q dependence of the electrical resistivity ρ of Pt(O) films. The blue solid circle shows the electrical resistivity of a Ni₈₁Fe₁₉ film.

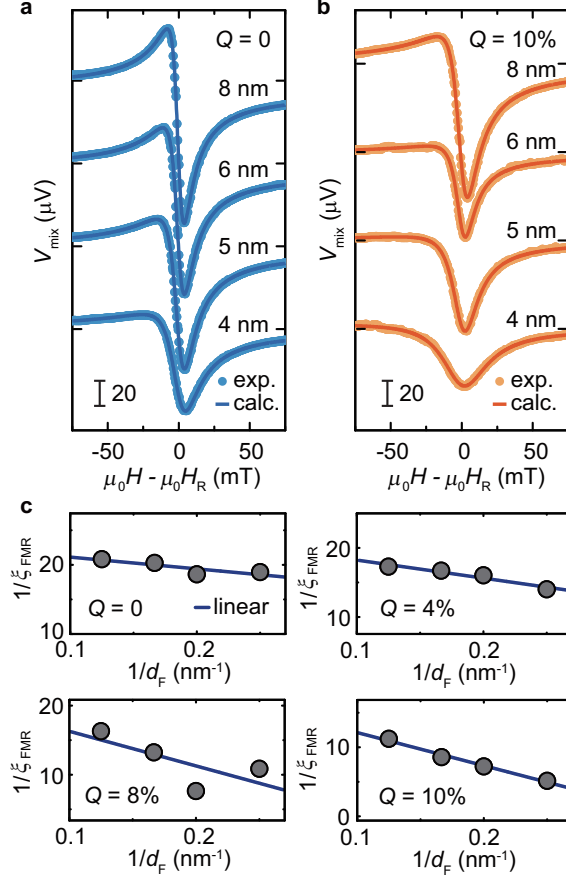


FIG. 3. **Thickness dependence of ST-FMR.** ST-FMR spectra for the $\text{SiO}_2/\text{Ni}_{81}\text{Fe}_{19}/\text{Pt}(\text{O})$ devices at 7 GHz when Q is (a) 0 and (b) 10%. The $\text{Ni}_{81}\text{Fe}_{19}$ -layer thickness d_F was changed from 4 to 8 nm. c, Inverse of the FMR spin-torque generation efficiency $1/\xi_{\text{FMR}}$ as a function of $1/d_F$ for $Q = 0, 4\%, 8\%$, and 10%. The solid circles are the experimental data and the solid lines are the linear fit to the data.

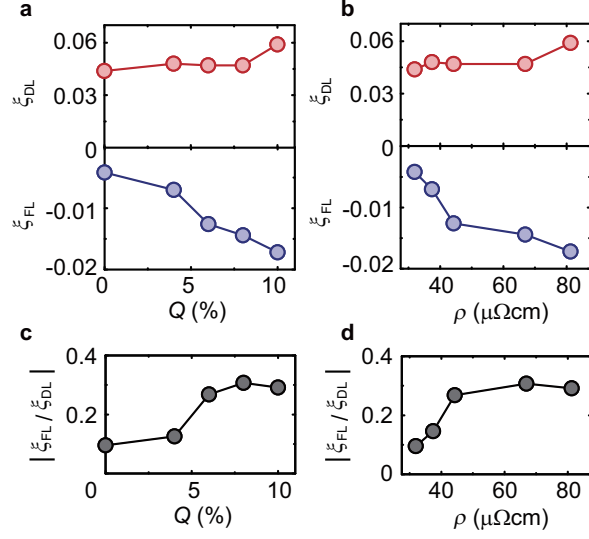


FIG. 4. **Spin-torque generation efficiencies when Q below 10%.** **a**, Q dependence of the damping-like ξ_{DL} and field-like ξ_{FL} spin-torque generation efficiencies. **b**, Pt(O)-layer-resistivity ρ dependence of ξ_{DL} and ξ_{FL} . **c**, Q dependence of the ratio between ξ_{FL} and ξ_{DL} . **d**, Pt(O)-layer-resistivity ρ dependence of the ratio between ξ_{FL} and ξ_{DL} .

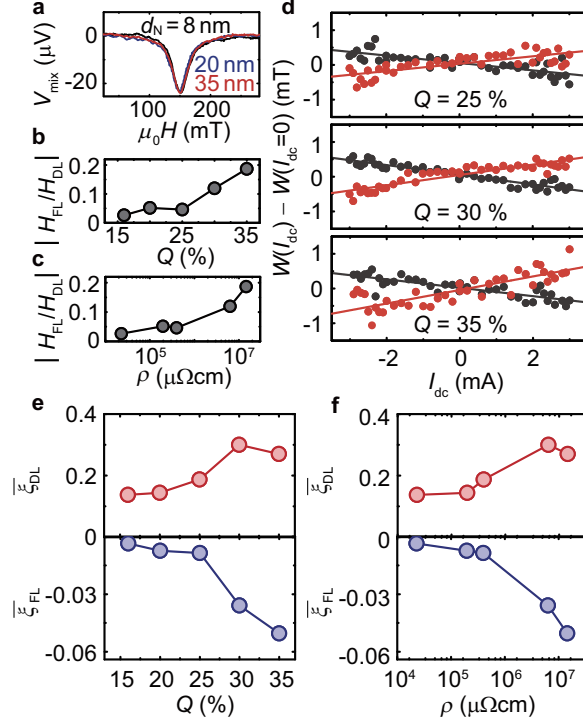


FIG. 5. **Spin-torque generation efficiencies when Q above 16%.** **a**, Pt(O)-layer-thickness d_N dependence of the ST-FMR spectra for the $\text{SiO}_2/\text{Ni}_{81}\text{Fe}_{19}/\text{Pt}(\text{O})$ devices at 7 GHz with $Q = 20\%$. **b**, Q dependence of the ratio between the damping-like H_{DL} and field-like H_{FL} effective fields. **c**, Pt(O)-layer-resistivity ρ dependence of the ratio between H_{DL} and H_{FL} . **d**, The change of linewidth W of the ST-FMR spectrum as a function of the applied dc current I_{dc} for different Q . **e**, Q dependence of $\bar{\xi}_{\text{DL}}$ and $\bar{\xi}_{\text{FL}}$. **f**, ρ dependence of $\bar{\xi}_{\text{DL}}$ and $\bar{\xi}_{\text{FL}}$.

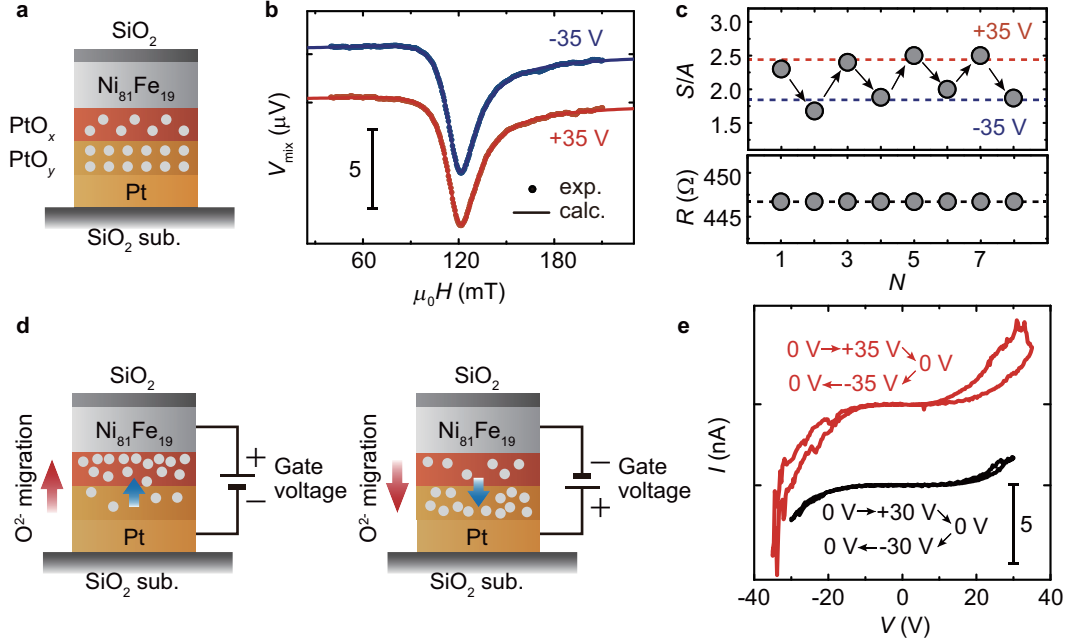


FIG. 6. **Spin-torque generation controlled by O^{2-} migration.** **a**, Schematic of the heterostructure used for the O^{2-} migration and ST-FMR measurement. The gray solid circles represent oxygen ions. **b**, Typical ST-FMR spectra measured after removing the applied voltages of ± 35 V. The solid circles are the experimental data and the solid curves are the fitting result using equation (1). The offset of the curves in vertical direction was shifted for comparison. **c**, The magnitude of the S/A ratio obtained by fitting the corresponding ST-FMR spectra, where N represents the cycle index. The ST-FMR were measured for the $Ni_{81}Fe_{19}/Pt(O)/Pt$ device after the application of the gate voltage of $+35$ V ($N = 1, 3, 5, 7$) or -35 V ($N = 2, 4, 6, 8$). The in-plane electrical resistance R of the $Ni_{81}Fe_{19}$ layer in the $Ni_{81}Fe_{19}/PtO_x/PtO_y/Pt$ device measured after removing the applied voltages of ± 35 V is plotted correspondingly. **d**, Schematic of the experimental setup for the application of the gate voltages used to drive the O^{2-} migration. The O^{2-} migrates towards the $Ni_{81}Fe_{19}/Pt(O)$ interface for the application of the positive gate voltage (left), whereas the negative gate voltage drives O^{2-} away from the $Ni_{81}Fe_{19}/Pt(O)$ interface (right). **e**, Typical current-voltage (I - V) curves measured across the $Ni_{81}Fe_{19}/PtO_x/PtO_y/Pt$ junction. The offset of the curves in vertical direction was shifted for comparison.