

# Epidemic prevalence information on social networks mediates emergent collective outcomes in voluntary vaccine schemes

Anupama Sharma<sup>1</sup>, Shakti N. Menon<sup>1</sup>, V. Sasidevan<sup>1,2</sup> & Sitabhra Sinha<sup>1</sup>

<sup>1</sup>The Institute of Mathematical Sciences, CIT Campus, Taramani, Chennai 600113, India.

<sup>2</sup>Department of Physics, Cochin University of Science and Technology, Cochin 682022, India.

(Dated: November 15, 2021)

The success of a vaccination program is crucially dependent on its adoption by a critical fraction of the population, as the resulting herd immunity prevents future outbreaks of an epidemic. However, the effectiveness of a campaign can engender its own undoing if individuals choose to not get vaccinated in the belief that they are protected by herd immunity. Although this may appear to be an optimal decision, based on a rational appraisal of cost and benefits to the individual, it exposes the population to subsequent outbreaks. We investigate if voluntary vaccination can emerge in an integrated model of an epidemic spreading on a social network of rational agents that make informed decisions whether to be vaccinated. The information available to each agent includes the prevalence of the disease in their local network neighborhood and/or globally in the population, as well as the fraction of their neighbors that are protected against the disease. Crucially, the payoffs governing the decision of agents evolve with disease prevalence, resulting in the co-evolution of vaccine uptake behavior with the spread of the contagion. The collective behavior of the agents responding to local prevalence can lead to a significant reduction in the final epidemic size, particularly for less contagious diseases having low basic reproduction number  $R_0$ . Near the epidemic threshold ( $R_0 \approx 1$ ) the use of local prevalence information can result in a dichotomous response in final vaccine coverage. The implications of our results suggest the nature of information used by individuals is a critical factor determining the success of public health intervention schemes that involve mass vaccination.

## I. INTRODUCTION

Immunization through the vaccination of populations has been estimated to annually prevent 2-3 million deaths from infectious diseases such as measles, diphtheria, pertussis and tetanus [1]. This number may rise substantially with the development of strategies to further increase global vaccine coverage [2]. Apart from conferring a long-term protection against the disease to the vaccinated individual, vaccination has an even more important community-level benefit. A sufficiently high vaccine coverage makes it difficult for the pathogen to find susceptible hosts, thereby conferring *herd immunity* to the whole population [3, 4]. Consequently, even those members of the community who are unable to get vaccinated, such as newborns and immune-suppressed individuals, are protected against the disease. In principle, any disease caused by a pathogen that only has human hosts can be eradicated by mass immunization. Such an outcome has been realized for smallpox [5, 6] and is expected to be achieved for polio [7, 8]. Conversely, the presence of a significant fraction of non-immunized individuals, which disrupts the population's herd immunity, can result in the recurrent outbreaks of vaccine-preventable diseases such as measles, mumps and pertussis [9]. Elucidating the mechanisms that promote wider acceptance of vaccination in the population can therefore help explicate the reasons behind the failure of immunization programs.

One of the most important challenges in implementing an effective immunization program is to ensure that enough individuals voluntarily decide to vaccinate. This

decision could be based on many factors such as an individual's knowledge about the costs, including perceived side-effects, and benefits of vaccination, as well as the social, economic and cultural environment to which they belong [10, 11]. The lack of public confidence in the efficacy and/or safety of vaccines can give rise to vaccine hesitancy (i.e., delay or refusal to get vaccinated despite the availability of vaccine services) [12], and in extreme cases generate vaccine scares [13, 14]. Even in the absence of any bias against a vaccine as such, vaccine uptake in the population may vary over time with changing prevalence of the disease. Indeed, it is expected that individuals will be more likely to get themselves vaccinated when there is a higher risk of getting infected [15]. Conversely, low disease incidence may often lead to a significant drop in vaccine uptake, presumably because of the lower perceived risk of contracting the disease [16]. This suggests that when the threat of infection is high the individual has a strong incentive to get vaccinated, while at times of lower risk she may be tempted to avoid vaccination and free-ride on the herd immunity provided by immunized members of a population without bearing any cost herself. However, if everyone argues in this manner and avoids vaccination, it would leave the population completely exposed to invasion by the pathogen. This is essentially an instance of a *social dilemma* [17] that often arises in strategic interactions between rational individuals. That is, while free-riding appears to be optimal from an individual's perspective, it leads to a clearly undesirable collective outcome. This is one of the problems central to game theory, which therefore provides a natural framework for understanding the conditions under

which a population of rational individuals will voluntarily decide to get vaccinated.

Earlier studies of interaction between disease spreading and vaccine uptake behavior that incorporated a game theoretic framework have typically assumed homogeneous, well-mixed populations [18–20]. Thus, the risk of infection for every individual, as well as the protection offered to them by immunized individuals in their neighborhood, is identical. However, in reality, individuals interact primarily with neighboring members of their social networks and can have widely different contact structures [21]. Considering the network microstructure governing contacts between individuals can explain aspects of the collective outcomes of spreading contagion processes [22] and strategic interactions [23] that do not manifest in well-mixed models of populations. However, models that investigate vaccine uptake behavior by individuals in social networks typically do not incorporate strategic considerations in terms of explicit payoffs, i.e., the net benefit associated with specific collective actions. Instead, agents are assumed to imitate the behavior of their more “successful” neighbor [24]. As models incorporating strategic decision-making and those utilizing social network approaches each describe different aspects of vaccine uptake behavior [25], a framework combining both may come closer at capturing the complexity associated with such behavior in reality.

To understand the interaction between human behavior and epidemic dynamics [26, 27], in this paper we present a model in which rational agents take strategic decisions to vaccinate themselves on the basis of information about the disease prevalence and the immune status of their neighbors on a social network. Each agent decides their action by playing a game against a hypothetical opponent who shares the same neighborhood as it. Unlike previous studies that use a similar framework of strategic interactions, in our model the payoffs defining the structure of the game incorporate real-time information on the specific situation prevailing in the network neighborhood and consequently vary dynamically amongst individuals. Thus, the games played by the different agents co-evolve with the spread of the disease across the network, resulting in an emergent spatio-temporal heterogeneity in the nature of the games. We find that this heterogeneity at the level of individual agents can have significant implications for population-level outcomes such as the final epidemic size and the extent of vaccine coverage. We also examine how the source of the information, viz., global (fraction of the population that is infected) or local (fraction of infected neighbors), that agents may use in assessing the risk of getting infected can lead to very different collective outcomes. The implications of our results reported here suggest that access to real-time information about the state of an evolving epidemic can change the risk perception and affect the vaccine uptake decisions taken by individuals. These in turn result in emergent patterns of collective choice behavior that may provide useful insights into the mechanisms driving vac-

cine acceptance, which could be relevant for public health planning.

## II. MODEL AND METHODS

In our model, we study the dynamics of two coupled processes, namely epidemic spreading and the evolution of vaccine uptake behavior, on a social network of  $N$  agents. The connection topology of the network is specified by the contact structure among individuals in a given population. The time-scale of an epidemic considered here is much shorter than durations over which the network structure may change significantly as a result of births, deaths and migrations of individuals. The spread of the disease over the network changes the status of an agent which, at any instant, can be in one of three possible states, namely, susceptible ( $S$ ), infected ( $I$ ), and recovered ( $R$ ). We assume that recovery from the disease confers immunity from further infection to an agent. The disease is assumed to spread through direct contact between agents with a transmission probability  $\beta$ , while infected agents recover from the disease after an average time period of  $\tau_I$ . Thus, the disease dynamics follows the well-known SIR model [28]. Introducing *vaccination* in this framework allows a susceptible individual to avoid the possibility of getting infected by immediately achieving an immune status (which effectively corresponds to the  $R$  state).

As an epidemic propagates through the population, each agent can have access to *local information* about the number of infected cases among her network neighbors (i.e., with whom she has direct contact), as well as *global information* about the disease prevalence in the entire network. In reality, such information is obtained through different channels, e.g., via mass-media in the case of global information and through word of mouth for local information. The agents also have information about the extent to which their neighborhood offers them protection from the disease. This is provided by their knowledge of how many of their neighbors are immune as a result of either having recovered from the disease earlier, or through vaccination. Each agent utilizes the above information to determine their likelihood of getting infected. Based on this threat perception, the agents subsequently make a strategic decision on whether to get vaccinated by taking into account the “cost” associated with vaccination. This cost arises from the threat of side-effects, either real or perceived, as well as the effort involved in getting vaccinated, and tempts the agent to free-ride on the protection that may be offered by the immunity of their neighbors. By engaging in such behavior agents can enjoy the benefits of immunization without bearing the cost of getting vaccinated themselves. However, if every agent argues along the same lines, it will lead to extremely low vaccine uptake, causing the loss of herd immunity and exposing the population to the risk of an epidemic outbreak of a vaccine-preventable

disease. This results in a dilemma for a population of well-informed rational agents.

As a game-theoretic framework provides a natural setting for investigating such social dilemmas, we model the vaccine uptake decision process of individual agents in terms of games. In order to make a strategic decision each agent plays a symmetric 2-person game against a hypothetical opponent who shares the same neighborhood and hence has identical information. At each round of the game, an agent has a choice of two possible actions, i.e., to get vaccinated ( $v$ ) or not ( $n$ ). The cost and benefit associated with the choices is represented in terms of a payoff matrix. An important feature of our approach is that the payoffs evolve with the progress of the epidemic and the ensuing change in vaccine coverage in the population. The payoff received by the focal player  $j$ , where  $j \in [1, N]$ , is represented by a function of the form  $U_{xy}(f_i, f_p)$ , where  $x, y \in \{n, v\}$  are the actions of the focal player and the virtual opponent, respectively (see table in Fig. 1). Here,  $f_p$  is the fraction of neighbors that are immune and  $f_i$  is a linear combination of local and global information about the disease prevalence:

$$f_i(j) = \underbrace{\alpha(I/N)}_{\text{global}} + \underbrace{(1 - \alpha)(k_i(j)/k(j))}_{\text{local}}.$$

Note that  $I$  is the number of infected agents in a population of size  $N$ , while  $k(j)$  is the total number of neighbors of the focal agent  $j$ , of which  $k_i(j)$  individuals are infected. By tuning the parameter  $\alpha \in [0, 1]$ , we can consider any information scenario between the two extreme cases wherein an agent uses exclusively local ( $\alpha = 0$ ) or global ( $\alpha = 1$ ) information.

As mentioned earlier, a high disease prevalence (i.e., large value of  $f_i$ ) will act as an incentive for the focal agent to get vaccinated. Therefore, as the benefits of vaccination outweigh its cost when prevalence is high, it is reasonable to assume that the values of the payoffs associated with the decision to *vaccinate* increase with the increase in prevalence. In other words,  $U_{vv}(f_i, f_p)$  and  $U_{vn}(f_i, f_p)$  are increasing functions of  $f_i$ . Additionally, when all her neighbors are immune to the disease, there is a high probability that the focal agent will successfully escape infection even without vaccination. Hence, we assume that values of the payoffs associated with the decision to *not vaccinate* increase with the increase in the fraction of protected neighbors. This suggests that  $U_{nv}(f_i, f_p)$  and  $U_{nn}(f_i, f_p)$  are increasing functions of  $f_p$ . For concreteness, we choose the simplest possible linear functional form for  $U_{nv}$ ,  $U_{nn}$ ,  $U_{vv}$  and  $U_{vn}$  as follows:

$$\begin{aligned} U_{nv} &= af_p + b, & U_{nn} &= cf_p + d, \\ U_{vn} &= ef_i + f, & U_{vv} &= gf_i + h. \end{aligned}$$

This linear form in  $f_i$  and  $f_p$  has the added advantage of not having multiple solutions (i.e., Nash equilibria, explained later) for any particular choice of  $f_i$  and  $f_p$ , which would have required invoking additional selection criteria for choosing among them. As the payoff functions are

time-varying, the nature of the game can change depending on the hierarchical relation between the payoffs that prevails at any instant.

To characterize the hierarchy of payoff functions in the  $(f_p, f_i)$  space, we note that when  $f_i$  is high and  $f_p \rightarrow 1$ , it is possible to escape infection as long as most of the neighbors are immune but in the absence of protection from the neighborhood, vaccination is vital to an individual. This suggests the following relation between payoffs:  $U_{nv} > U_{vv} > U_{vn} > U_{nn}$ , i.e., the game is Hawk-Dove [29]. When  $f_i$  is low and  $f_p \rightarrow 1$ , the non-vaccinators prevail as there a very low risk of infection and most of the population is immune to the disease. This would result in  $U_{nv} > U_{nn} > U_{vv} > U_{vn}$ , i.e., the game is Deadlock [30]. When  $f_i$  is high and  $f_p \rightarrow 0$ , the benefits of vaccination outweigh the perceived cost of vaccination because of the high risk of contracting disease. This results in the hierarchal relation  $U_{vv} > U_{vn} > U_{nv} > U_{nn}$ , i.e., the game is Harmony [31]. When  $f_i$  is low and  $f_p \rightarrow 0$ , it is extremely tempting to not get vaccinated because of low prevalence. However the possibility of being infected is non-zero, which makes vaccination a viable choice. This results in  $U_{nv} > U_{vv} > U_{nn} > U_{vn}$ , i.e., the game is Prisoner's Dilemma [32] (see Fig. 1, inset). These four games govern the preference that an agent has for each action (viz., to vaccinate or to not vaccinate) at the four extremities of the  $(f_i, f_p)$  parameter space. In the interior of this space, the hierarchies among the payoffs gradually change, thereby giving rise to different games. To ascertain that the system behaves in the same way as explained above at these four extremities, we choose the parameters  $a - h$  such that  $U_{nv}$ ,  $U_{nn}$ ,  $U_{vn}$  and  $U_{vv}$  satisfies the inequalities mentioned above. The payoff associated with not getting vaccinated when the opponent chooses to vaccinate ( $U_{nv}$ ) is always greater than the corresponding payoff for the case where of both do not get vaccinated ( $U_{nn}$ ), as the latter situation exposes both to the risk of being infected. We hence set  $a = c$  without loss of generality. Similarly, the payoff received when both players get vaccinated ( $U_{vv}$ ) is always greater than that obtained when only the focal player is vaccinated ( $U_{vn}$ ) as she alone bears the cost associated with vaccination. We hence set  $e = g$  without loss of generality. If the parameters a-h satisfy the following relation:

$$a + b > e + h > e + f > b, a + d > h > d > f,$$

then the situations discussed above (Hawk-Dove, Deadlock, Harmony and Prisoners' Dilemma) will prevail at the four extremities of the  $(f_i, f_p)$  space.

As the epidemic spreads in the population each susceptible agent  $j$  will, at any time  $t$ , choose an action such that a unilateral change of action will not yield a higher payoff. In game theory, such an action profile is known as a Nash equilibrium [33]. If player  $j$  (and her opponent) decides to vaccinate with probability  $p_j$  ( $p_o$ ) and not vaccinate with probability  $1 - p_j$  ( $1 - p_o$ ), the

expected utility for agent  $j$  can then be calculated as

$$\epsilon_j = p_j(p_o(U_{vv} + U_{nn} - U_{nv} - U_{vn}) + U_{vn} - U_{nn}) + p_o(U_{vn} - U_{nn}) + U_{nn}.$$

Given that the game is symmetric, the Nash equilibrium would be either  $p_j = 0$  or  $p_j = 1$  if it is pure, or if it is mixed then the agent  $j$  would vaccinate with the probability

$$p_j = \frac{U_{nn} - U_{vn}}{U_{vv} + U_{nn} - U_{nv} - U_{vn}}.$$

Note that the expression for the vaccination probability for a mixed strategy Nash equilibrium is similar to the strategy referred as mixed ESS in the Bishop-Cannings theorem [34]. As this probability will be different for each susceptible agent, it introduces heterogeneity in the decision making process over the network. Also, as this probability can change with time, an agent can change her decision as the disease spreads over the network. Incorporating such spatio-temporally varying strategies for the vaccine uptake of agents on a network presents a more realistic way of examining the coupled dynamics of vaccination and disease.

In order to study the consequences of the interplay between the strategic decision-making process for vaccine uptake and epidemic spreading, we simulate the stochastic spread of a directly transmitted disease on empirical social networks of villages in southern India [35], as well as model networks. All agents in our model are initially susceptible and 0.5% of the nodes in a network are randomly chosen to become infected to simulate the onset of an epidemic. Note that no node is initially in a vaccinated state. We employ the Gillespie stochastic evolution algorithm [36] to determine the time at which the next event will happen and which node would take part in that event. The event could be one of the three different types of transitions that can change the state of a node: (i) disease transmission ( $S \rightarrow I$ ), (ii) recovery ( $I \rightarrow R$ ), and (iii) vaccination ( $S \rightarrow R$ ). Disease transmission is a contact-dependent transition and can take place only when node  $j$  in state  $S$  is in contact (i.e., has a connecting link) with nodes in state  $I$ . Recovery is a time-dependent transition and depends on the time interval spent by a node  $j$  in infected state (for more details see [37]). Vaccination is an information-driven transition, which involves strategic decision making (as shown in Fig. 1). The simulation is stopped when there are no infected nodes remaining in the network.

### III. RESULTS

The goal of our model is to see whether voluntary vaccination can emerge as a result of strategic decision making in response to an epidemic threat and if so, what role the source of information (local and global) may play in shaping this response. Fig. 2 shows the results obtained

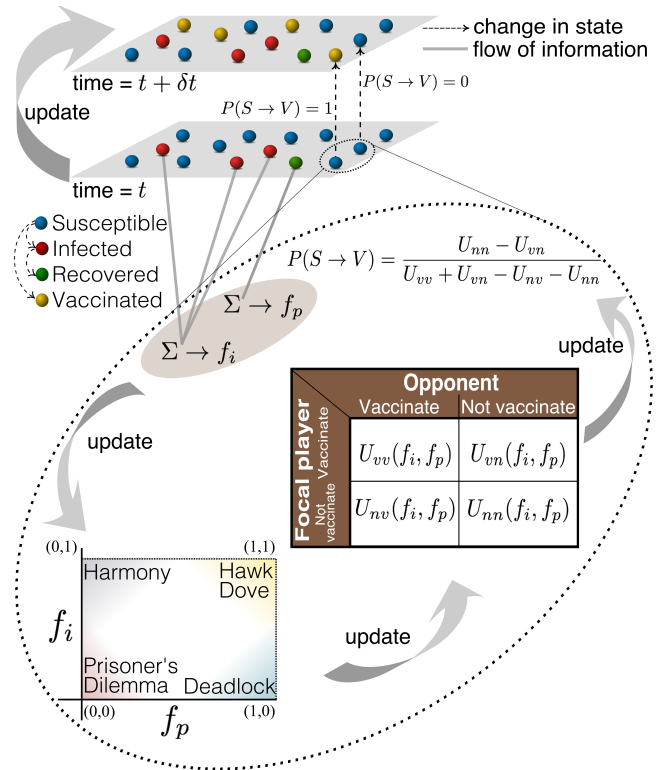


FIG. 1. Schematic representation of the coupling between the spread of an epidemic and strategic vaccine uptake behavior by individuals. Agents are classified according to their state with respect to the disease as Susceptible ( $S$ ), Infected ( $I$ ), Recovered ( $R$ ) and Vaccinated ( $V$ ). The two layers represent the states of the nodes at two time instants. The broken lines represent the change in the state of agents and grey solid lines represent the flow of information about the state (infected and removed) of agents in the network. The curved arrow between the two layers represents the update (time evolution) of the system. The broken curve encloses the game-theoretic process that determines whether an agent decides to vaccinate or not, based on the probability of an agent choosing to get vaccinated  $P(S \rightarrow V)$ . The table inside the broken curve is a payoff matrix used by an agent to make decisions. Here the “opponent” is a hypothetical agent having identical information, choices of actions and associated payoffs. The payoff received by the focal player is represented by a function of the form  $U_{xy}(f_i, f_p)$ , where  $x$  and  $y$  are, the actions of the focal player and opponent respectively. The fractions of infected and protected (immune) agents are represented by  $f_i$  and  $f_p$ , respectively. By varying these two parameters the nature of the game can change between different classes, as shown in the inset in the lower left.

for a simulated epidemic on the social network of one of the 75 villages in southern India from the data set of [35]. We stress, however that our results are qualitatively similar for other choices of social network (as shown in the subsequent figure). Fig. 2(a-b) illustrates the final outcome of a simulated epidemic with transmission probability  $\beta = 0.025$  and average infectious period  $\tau_I = 10$  on the empirical social network of a specific village (vil-

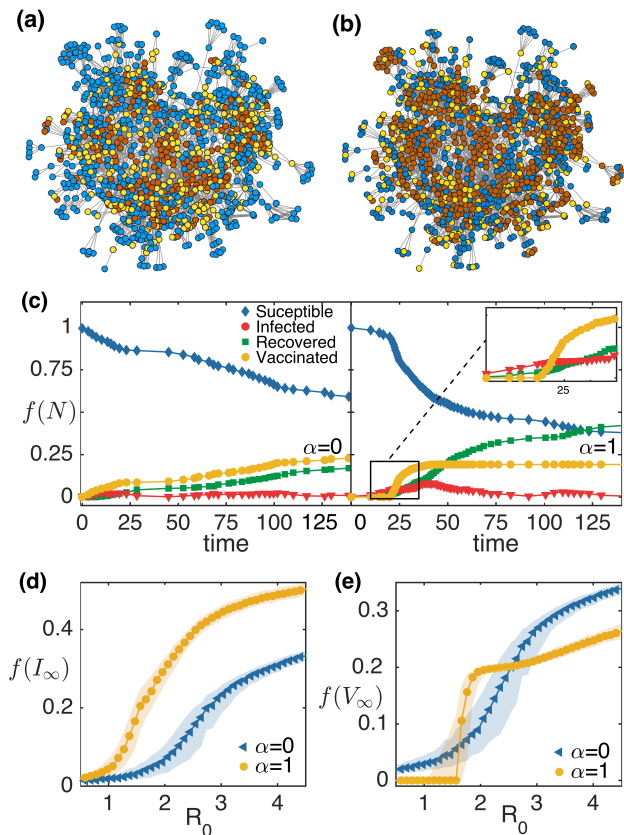


FIG. 2. Simulation results for the co-evolution of epidemic spreading and vaccine uptake behavior in the largest connected component of a social network in a village of southern India [35] (village 55 [37]) with  $N = 1180$  and  $\langle k \rangle = 9.78$ . A snapshot of the network showing the final states of nodes following a simulated epidemic with  $\beta = 0.025$  and  $\tau_I = 10$  is shown for (a)  $\alpha = 0$  and (b)  $\alpha = 1$ . The colors of the nodes are representative of the final state: blue, susceptible; yellow, vaccinated; red, recovered (i.e., infected during the epidemic). (c) A sample time series showing the evolution of  $S, I, R$  and  $V$  for a simulated epidemic with  $\beta = 0.025$  and  $\tau_I = 10$  for  $\alpha = 0$  (left) and  $\alpha = 1$  (right). The inset of (c) provides a closer view of the sudden emergence of vaccination when the prevalence becomes sufficiently high. A comparison of the final fraction of agents (d) infected  $f(I_\infty)$  and (e) vaccinated  $f(V_\infty)$  during a simulated epidemic with different values of  $R_0$ , for  $\alpha = 0$  and  $\alpha = 1$ . Each of the points represents the median of 1000 simulation runs and the patches indicate the interquartile range (IQR).

lage 55 in the data set), for two different values of  $\alpha$ . The blue color represents the nodes that escaped infection without getting vaccinated. Note that as all nodes were initially susceptible, the vaccine uptake behavior is entirely epidemic-driven. It is evident from the figure that more agents experience the disease (as indicated by red colored nodes) when the information available about prevalence is global ( $\alpha = 1$ ) as compared to when it is local ( $\alpha = 0$ ), although the vaccine coverage (as indicated by yellow colored nodes) is almost same. To understand the reason behind this disparity in the final outcome of

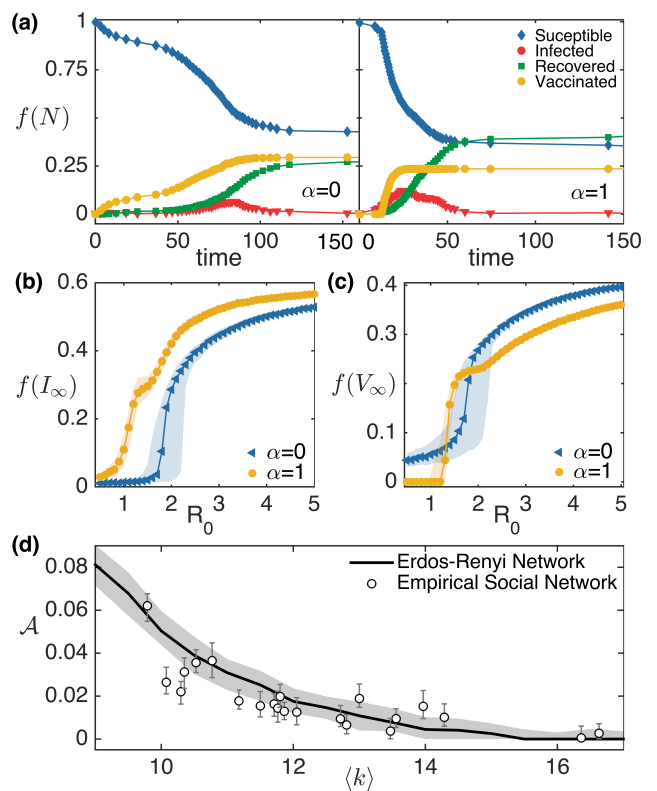


FIG. 3. Simulation results for the co-evolution of epidemic spreading and vaccine uptake behavior in Erdős-Rényi networks with  $N = 1024$  and  $\langle k \rangle = 10$ . (a) A sample time series showing the evolution of  $S, I, R$  and  $V$  for a simulated epidemic with  $\beta = 0.02$  and  $\tau_I = 10$  is displayed for  $\alpha = 0$  (left) and  $\alpha = 1$  (right). We display a comparison of the final fraction of agents that are (b) infected  $f(I_\infty)$  and (c) vaccinated  $f(V_\infty)$  during a simulated epidemic with different values of  $R_0$ , for  $\alpha = 0$  and  $\alpha = 1$ . Each point represents the median of 1000 simulation runs and the patches indicate the corresponding IQR. (c) Dependence of crossover area  $\mathcal{A}$  on average node degree  $\langle k \rangle$  behaves similarly in an empirical social networks and model random networks. The solid line and patch shows the median and IQR of the 1000 simulated epidemics on Erdős-Rényi networks respectively. The circle and error bars represent the median and IQR of the 1000 simulated epidemic on social network of villages in southern India that have a largest connected component greater than 1000.

epidemic simulated when considering different sources of information, we consider the time evolution of the fraction of nodes in different states, as shown in Fig. 2(c). For  $\alpha = 0$ , the final fraction of agents that were infected during the epidemic,  $f(I_\infty)$ , is 0.17 and the final fraction of agents vaccinated during the epidemic,  $f(V_\infty)$ , is 0.22. In contrast, for the case  $\alpha = 1$ ,  $f(I_\infty)$  is 0.42 and  $f(V_\infty)$  is 0.19. Hence, even though  $f(V_\infty)$  is similar for the two cases, there is a significant difference in the value of  $f(I_\infty)$ . It is clear from the figure that voluntary vaccination behavior emerges much later in the case  $\alpha = 1$  (at  $t = 20$ ) as compared to  $\alpha = 0$ , where

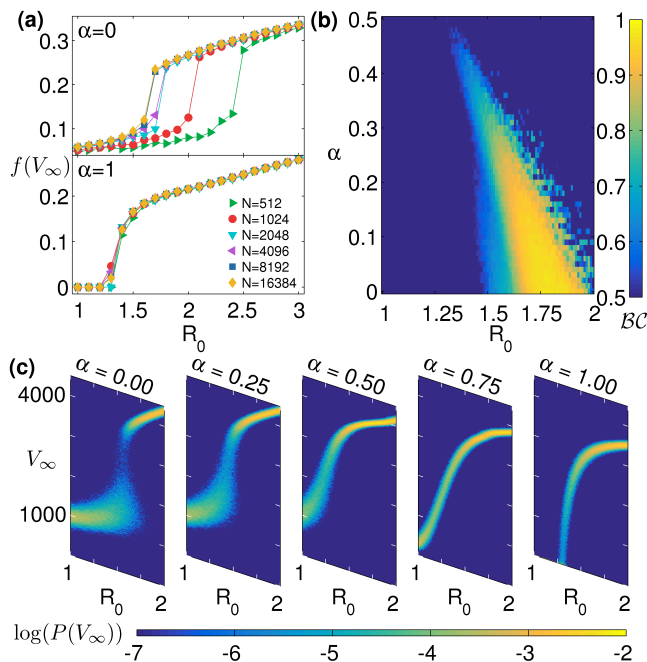


FIG. 4. (a) Assessing the dependence of  $f(V_\infty)$  in a network having average node degree  $\langle k \rangle = 10$  on population size  $N$ . The results are shown for  $\alpha = 0$  (top) and  $\alpha = 1$  (bottom). (b) Bimodality coefficient  $BC$  for the probability distribution of  $V_\infty$  calculated over 2000 trials for Erdős-Rényi networks with  $N = 16384$  and  $\langle k \rangle = 10$ , and shown over the range of values of  $R_0$  and  $\alpha$ . (c) Probability distribution of  $V_\infty$  as a function of  $R_0$ , calculated over 2000 trials, and shown for different values of  $\alpha$ .

it emerges almost immediately after initiating the simulated epidemic. As highlighted in the inset of the right panel of Fig. 2(c), in the case  $\alpha = 1$  the agents start getting vaccinated when the epidemic prevalence becomes significantly high. This emergent behavior is a reasonable description of how responses to epidemics typically unfold. For instance, the media usually reports an outbreak only when the reported cases of the disease becomes sufficiently high. Once a disease has affected a significant proportion of population, even a subsequent high vaccine coverage would be unable to reduce the final fraction of infected agents. To test the robustness of these results with regard to the contagiousness of the epidemic, we simulated the epidemic with different values of  $R_0$ . For each value of  $R_0$  we run 1000 trials to average over the effect of noise on the final size of the epidemic and vaccine coverage. On comparing the final outcome of these simulations, it is apparent that the value of  $f(I_\infty)$  for  $\alpha = 1$  is always greater than the corresponding value for  $\alpha = 0$ , independent of any choice of  $R_0$  (Fig. 2(d)). This underpins the previous observation that the epidemic infects a larger proportion of agents in the network when agents decide to get vaccinated based on the information about the global disease prevalence, as compared to local. However, a comparison of  $f(V_\infty)$  for  $\alpha = 0$  and  $\alpha = 1$  reveals a more complex situation (see Fig. 2 e).

For both low and high values of  $R_0$ ,  $f(V_\infty)$  is higher for  $\alpha = 0$  than for  $\alpha = 1$ , but there is an intermediate range of  $R_0$  in which the values of  $f(V_\infty)$  for  $\alpha = 1$  are higher than for  $\alpha = 0$ . Thus, there is a crossover of both the curves of  $f(V_\infty)$  for  $\alpha = 0$  and  $\alpha = 1$ . This shows that an epidemic simulated with these intermediate values of  $R_0$  results in higher vaccine coverage when agents base their vaccination coverage on the global information as compared to local. An important point to note here is that the effect of high vaccine coverage in this regime of  $R_0$  for  $\alpha = 1$  is not reflected in the final size of the epidemic (Fig. 2(d)). This shows that even if the vaccine coverage in this regime of  $R_0$  is high, the simulated epidemic affects more agents for  $\alpha = 1$  than for the case  $\alpha = 0$ . A possible explanation of this is that in the case of global information the threat perception does not appear significant unless a large proportion of agents are affected by the epidemic and hence fails to overcome the perceived cost of vaccination. This results in limited vaccine uptake which does not provide any significant check on the spread of the epidemic.

To gain more insight into the dynamics of the model, we simulated epidemics on Erdős-Rényi networks with  $N = 1024$  and average degree  $\langle k \rangle = 10$ , for both  $\alpha = 0$  and  $\alpha = 1$  (see Fig. 3(a-c)). The results are consistent with those obtained for the empirical social network. To see how the crossover behavior near epidemic threshold depends on the average degree  $\langle k \rangle$  of the network, we simulated the epidemic on Erdős-Rényi networks having different average degree and on empirical social networks from the dataset of [35] with  $LCC > 1000$ . We calculated the area  $\mathcal{A}$  enclosed between the two  $f(V_\infty)$  vs  $R_0$  curves for  $\alpha = 0$  and  $\alpha = 1$ . In Fig. 3(d), we have shown how this area decreases with an increase in the value of  $\langle k \rangle$ . This indicates that this intriguing behavior is dependent on the average degree of network.

In order to examine how the results are affected by the size of the population being considered, we display the dependence of  $f(V_\infty)$  on  $N$  for  $\alpha = 0$  (top) and  $\alpha = 1$  (bottom) in Fig. 4(a). We observe that the change in the values of  $f(I_\infty)$  and  $f(V_\infty)$  with respect to  $R_0$  show similar behavior on increasing the size  $N$  of the network. The  $f(V_\infty)$  versus  $R_0$  curves for these two different values of  $\alpha$  show two different kinds of behavior, on increasing the system size. To investigate this change in behavior, we looked into the probability distribution of  $f(V_\infty)$  calculated over 2000 trials. We found that for  $\alpha = 1$  this distribution is unimodal for all values of  $R_0$ , whereas for  $\alpha = 0$  a bimodal distribution is observed for some values of  $R_0$ , i.e. the probability distribution has peaks at two different locations. To identify where this behavior changes in the  $(R_0, \alpha)$  parameter space, we computed the value of the Bimodality coefficient  $BC$  [38] for the probability distribution of  $V_\infty$  [shown in Fig. 4(b)]. It suggests that the probability distribution of  $V_\infty$  is bimodal for values of  $\alpha < 0.5$ . This can be observed from Fig. 4(c), which shows how the probability distribution of  $f(V_\infty)$  changes on increasing the value of  $\alpha$  from 0 to 1. This

can be a potential signature of a subcritical (discontinuous) transition for local information and a supercritical (continuous) transition for global information.

#### IV. DISCUSSION

Vaccine hesitancy typically rises with decreasing disease incidence as a consequence of reduced risk perception among individuals of contracting the disease. Understanding the mechanisms driving such behavior is important as it can reverse the success of any immunization program close to achieving the eradication of a disease [39]. We utilize the framework of game theory to investigate vaccine uptake behavior, as it provides an intuitive description for the action of rational agents, i.e. in absence of any social or religious bias against decision to get vaccinated. In contrast to previous approaches, we simulate the spread of an infectious disease on a social network, where each agent can, at every time step, decide whether to get vaccinated. The decision-process of each agent is modelled by a game, in which the payoffs for different actions vary over time as the epidemic progress and the immunization status of the neighboring agents change. Each agent plays against a hypothetical opponent who shares the same neighborhood and thus has identical information, imposing symmetry on the payoff matrix. We examined whether information about an epidemic outbreak at the local or global level can lead to the emergence of voluntary vaccine uptake behavior in a population of agents that are aware of the benefits of free-riding on the immunity of their peers. In particular, we focused on how spatio-temporal heterogeneity in individuals' vaccine uptake decisions can affect the overall vaccine coverage at the population level, and consequently determine the fate of an epidemic outbreak.

We observe that a defining factor for efficient disease control through voluntary vaccination is the source of information. Higher vaccine coverage is observed for the case when individuals assess their risk of catching infection based on the prevalence in the local social network neighborhood, as opposed to that in the whole population of their social network. The magnitude of global prevalence expressed as the fraction of the entire population size is low in the initial phase of the epidemic, and hence does not appear to pose a severe threat. Consequently, the perception of risk in contracting the disease takes some time to become significant enough to incite vaccine uptake among individuals. However, by the time global prevalence becomes high enough so that the perceived risk of infection outweighs the cost of vaccination, the epidemic will have already affected a large fraction of the population. We find that this delay in the emergence of vaccination behavior can sometimes manifest as a large final size of the epidemic despite high vaccine coverage. On the other hand, the presence of disease in an agent's neighborhood increases the risk of infection even at the early stage of an epidemic, and thus leads to an immediate

increase in vaccine uptake. This not only increases the total vaccine coverage but also reduces the burden of disease. An intriguing observation in the case of agents using local information is that the emergence of voluntary vaccination results in a bimodal final epidemic size and vaccine coverage for diseases with  $R_0 \approx 1$ . This behavior, observed close to the epidemic threshold, can be attributed to a tight competition between the two possible final outcomes for the state of an initially susceptible individual, namely to get vaccinated or to get infected.

Previous game theory based models of vaccination during epidemic outbreaks have considered the effect of strategic decision-making in well-mixed populations where all individuals have the same risk assessment [18, 19]. In contrast, our model captures the impact of inhomogeneous risk and benefit perception at the individual level, which gives rise to spatio-temporally diverse games and hence different Nash equilibria across the population. Consequently, the whole population would never converge to a state in which every agent has the same strategy, unless the disease is completely eradicated. This also rules out the possibility that the strategic decision to vaccinate will disappear from the population with time, as suggested by models that utilize imitation game dynamics to describe vaccination behavior [24]. These models suggest that the persistence of high vaccine coverage can only be ensured by incentivising vaccine distribution. However, we find that voluntary vaccination can emerge as a response to the potential threat of an epidemic outbreak if each agent utilizes the information available to them and makes a rational decision whether getting vaccinated might be beneficial to her or not.

One of the key assumptions that underpins our approach is that agents are well-informed and make rational decisions based on the information available to them. We have investigated how such rational decision-making affects the final size and vaccine coverage for diseases with different contagiousness (i.e.  $R_0$ ). However, it is possible to augment our model with additional parameters so that it captures the effect of those features of the disease which are qualitatively different from disease contagiousness, such as case fatality ratio. In such a scenario, two diseases with comparable  $R_0$ , such as Ebola and Influenza, and thus similar transmission rate and vaccination costs, could result in different coverages, based on the subjective perception of how harmful (or severe) a disease is. Another potential extension of our work is to consider the effect of negative sentiments (anti-vaccine sentiments or vaccine scares) [40], and examine whether the increased chances of catching the infection due to an ongoing epidemic, or witnessing the disease in one's vicinity, can help to close the immunization gap.

We would like to stress that our results are independent of population size and meso-level structural details, such as the existence of modularity, but depend strongly on the degree (average number of contacts a person has) of the network. This could partly be because we are primarily considering the final outcome of the simulated

epidemics, such as final epidemic size and total vaccine coverage. Another potential reason is that the strategic decision making in our model depends crucially on the neighborhood which is a micro-level detail of the social network. From a policy-making viewpoint, it is easier to estimate how many social contacts a person has on average rather than meso- and macro-level details, which widens the scope of our model and its results. We also stress on the importance of taking into account the heterogeneity in the disease status of neighbors in a social network for risk assessment when deciding whether to vaccinate. The prevalence aggregated over the whole population may sometimes result in a false perception of risk, especially if the disease is in one's vicinity. The key outcome for public health planning is that accurate and localized reporting of disease outbreak is crucial for

changing individuals' risk perception and thereby their attitude towards vaccination, especially during the initial phase of an epidemic.

## ACKNOWLEDGMENTS

We would like to thank Kaja Abbas, Samit Bhattacharyya, Chandrashekar Kuyyamudi, Jose Ruedallano and Stefan Schuster for helpful discussions. This work was supported in part by the IMSc Complex Systems Project (12<sup>th</sup> Plan). The simulations and computations required for this work were supported by High Performance Computing facility (Nandadevi) of The Institute of Mathematical Sciences, which is partially funded by DST.

- 
- [1] World Health Organization. *Immunization coverage*. <http://who.int/mediacentre/factsheets/fs378/en/>
- [2] Centers for Disease Control And Prevention. CDC's Strategic Framework for Global Immunization, 2016–2020 Atlanta, GA: May 2016. [www.cdc.gov/globalhealth/immunization](http://www.cdc.gov/globalhealth/immunization)
- [3] Anderson R. M. & May R. M., Vaccination and herd immunity to infectious diseases, *Nature* **318**, 323–9 (1985).
- [4] Heesterbeek H. *et al.*, Modeling infectious disease dynamics in the complex landscape of global health, *Science* **347**, aaa4339 (2015).
- [5] Fenner F., Henderson D. A., Arita I., Jezek A. Z. & Ladnyi I. D., *Smallpox and its Eradication* World Health Organization, Geneva (1988).
- [6] Orenstein W. A. & Ahmedb R., Simply put: Vaccination saves lives, *Proc. Natl. Acad. Sci. USA* **114**, 4031–3 (2017).
- [7] Larson H. J. & Ghinai I., Lessons from polio eradication, *Nature* **473**, 446–7 (2011).
- [8] World Health Organization. *Global vaccine action plan, Secretariat annual report 2016. I.1 Disease elimination*. [http://www.who.int/immunization/global\\_vaccine\\_action\\_plan/gvap\\_2016\\_secretariat\\_report\\_poliomyelitis.pdf](http://www.who.int/immunization/global_vaccine_action_plan/gvap_2016_secretariat_report_poliomyelitis.pdf)
- [9] Centers for Disease Control And Prevention. *Reported cases and deaths from vaccine preventable diseases, United States, 1950–2013*. <https://www.cdc.gov/vaccines/pubs/pinkbook/downloads/appendices/E/reported-cases.pdf>
- [10] de Figueiredo A., *et al.* Forecasted trends in vaccination coverage and correlations with socioeconomic factors: A global time-series analysis over 30 years, *Lancet Glob. Health* **4**, e726–35 (2016).
- [11] Wessel L., Vaccine myths, *Science* **356**, 368–72 (2017).
- [12] Larson H. J., Jarrett C., Eckersberger E., Smith D. M. & Paterson P., Understanding vaccine hesitancy around vaccines and vaccination from a global perspective: A systematic review of published literature, 2007–2012, *Vaccine* **32**, 2150–9 (2014).
- [13] Black S. & Rappuoli R., A crisis of public confidence in vaccines, *Sci. Transl. Med.* **2**, 61mr1 (2010).
- [14] Larson H. J., Vaccine trust and the limits of information, *Science* **353**, 1207–8 (2016).
- [15] Horne Z., Powell D., Hummel J. E. & Holyoak K. J., Countering anti-vaccination attitudes. *Proc. Natl. Acad. Sci. USA* **112**, 10321–4 (2015).
- [16] Jansen V. A. A., *et al.*, Measles outbreaks in a population with declining vaccine uptake, *Science* **301**, 804 (2003).
- [17] Feh E. & Fischbacher U., The nature of human altruism, *Nature* **425**, 785–91 (2003)
- [18] Bauch C. T. & Earn D. J. D., Vaccination and the theory of games, *Proc. Natl. Acad. Sci. USA* **101**, 391–4 (2004).
- [19] Bauch C. T., Galvani A. P. & Earn D. J. D., Group interest versus self interest in smallpox vaccination policy, *Proc. Natl. Acad. Sci. USA* **100**, 564–7 (2003).
- [20] Bauch C. T., Imitation dynamics predict vaccinating behaviour, *Proc. R. Soc. B* **272**, 1669–75 (2005).
- [21] Wasserman S. & Faust K., *Social network analysis: methods and applications*, Cambridge University Press (1994).
- [22] Barrat A., Barthelemy M. & Vespignani A., *Dynamical processes on complex networks*, Cambridge University Press (2008).
- [23] Szabo G. & Fath G., Evolutionary games on graphs, *Phys. Rep.* **446**, 97–216 (2007).
- [24] Feng F., Rosenbloom D. I., Wang L. & Nowak M. A., Imitation dynamics of vaccination behaviour on social networks, *Proc. R. Soc. B* **278**, 42–9 (2011).
- [25] Wang Z. *et al.*, Statistical physics of vaccination, *Phys. Rep.* **664**, 1–113 (2016).
- [26] Ferguson N., Capturing human behaviour, *Nature* **446**, 733 (2007).
- [27] Funk S., Salathe M. & Jansen V. A., Modelling the influence of human behaviour on the spread of infectious diseases: A review, *J. R. Soc. Interface* **7**, 1247–56 (2010).
- [28] Anderson R. M. & May R. M., *Infectious diseases of humans: Dynamics and control*, Oxford University Press, Oxford (1991).
- [29] Rapoport A. & Chammah A. M., The game of chicken, *Am. Behav. Sci.* **10**, 10–28 (1966).
- [30] Rapoport A., *Two-person game theory: The essential ideas*, University of Michigan Press, Ann Arbor, MI (1966).



- [31] Pacheco J. M., Traulsen A. & Nowak M. A., Coevolution of strategy and structure in complex networks with dynamical linking, *Phys. Rev. Lett.* **97**, 258103 (2006).
- [32] Rapoport A. & Chammah A. M., *Prisoners Dilemma*, University of Michigan Press, Ann Arbor, MI (1965).
- [33] Holt C. A. & Roth A. E., The Nash equilibrium: A perspective. *Proc. Natl. Acad. Sci. USA.* **101**, 3999-4002 (2004).
- [34] Maynard-Smith J., *Evolution and the theory of games*, Cambridge University Press, (1982).
- [35] Banerjee A., Chandrasekhar A. G., Duflo E. & Jackson M. O., The diffusion of microfinance, *Science* **341**, 1236498 (2013).
- [36] Gillespie D. T., Exact stochastic simulation of coupled chemical reactions, *J. Phys. Chem.* **81**, 2340 (1977).
- [37] Jesan T., Kuyyamudi C. & Sinha S., Modularity promotes epidemic recurrence, *arXiv:1611.02412* (2016).
- [38] Pfister R., Schwarz K. A., Janczyk M., Dale R. & Freeman J. B., Good things peak in pairs: A note on the bimodality coefficient, *Front. Psychol.* **4**, 700 (2013).
- [39] Saint-Victor D. S. & Omer S. B., Vaccine refusal and the endgame: Walking the last mile first, *Phil. Trans. R. Soc. B* **368**, 20120148 (2013).
- [40] Larson H. J., Cooper L. Z., Eskola J., Katz S. L. & Ratzan S., Addressing the vaccine confidence gap, *Lancet* **378**, 526–35 (2011).