

Sub-leading correction of two-gluon rapidity correlations of strong colour field

Ye-Yin Zhao, Ming-Mei Xu, Heng-Ying Zhang and Yuan-Fang Wu

Key Laboratory of Quark and Lepton Physics (MOE) and Institute of Particle Physics, Central China Normal University, Wuhan 430079, China

Abstract

In the framework of Color Glass Condensate (CGC) effective field theory (EFT), we calculate two-gluon rapidity correlations in the leading and sub-leading orders of p_{\perp}/Q_s . In the leading order, both short- and long-range rapidity correlations are enhanced. In contrast, the contribution of sub-leading order is mainly short range quantum correlations. It is much smaller than that of the leading one, but is not negligible. Transverse momentum dependence of rapidity correlation shows that the leading order is sensitive to the saturation momentum of two incident particles, but the sub-leading one is not.

Keywords: Gluon Saturation, Rapidity correlations, Glasma

PACS: 12.38.-t, 13.85.-t, 25.75.Gz

1. Introduction

In the framework of Color Glass Condensate (CGC) effective field theory (EFT) [1–4], both projectile and target in high energy collisions are regarded as high parton density sources. The effective degrees of freedom are color sources ρ at large x and classical gauge fields \mathcal{A}_{μ} at small x . The classical gauge field \mathcal{A}_{μ} is the solution of classical Yang-Mills equations with a fixed configuration of color sources at an initial scale x_0 . Its dynamical evolution is captured by the Balitsky-Kovchegov (rcBK) equation with running coupling kernel [5–7]. Gluon distribution in this regime is saturated with typical transverse momentum $|\mathbf{k}_{\perp}| \sim Q_s$, and localized in typical size $\sim 1/Q_s$. Q_s is the saturation scale.

A strongly interacting matter (Glasma) is formed after a short time of collisions by the two incident particles with CGC dynamics. Multi-particle production is a consequence of an approximate boost invariant radiation from Glasma flux tubes. Using the CGC EFT and combining the fragmentation models of hadronization, the multiplicity distributions in pp and pA collisions at Relativistic Heavy Ion Collider (RHIC) through Large Hadron Collider (LHC) energies are successfully described [8–17]. The transverse momentum distributions of charged particles and broadening predicted by the CGC as a function of multiplicity is also clearly seen in the data [15, 18].

In particular, the data of dihadron correlations at RHIC and LHC [19–25] are qualitatively understood by some of the phenomenological models with the early-time dynamics determined by CGC EFT [26–34]. In our previous paper [35], we calculate the two-gluon rapidity correlations of pp , pA and AA collisions in the framework of CGC EFT to leading order of p_{\perp}/Q_s under fixed coupling constant α_s . The results are qualitatively consistent with current data for pPb collisions presented by the ALICE Collaboration [36]. It is firstly noted that the ridge-like long-range rapidity correlations are caused by the stronger correlation with the gluon of colour source. The ridge is more likely observed at higher incident energy and lower transverse momentum of trigger gluon.

To see quantitatively the influences of the sub-leading order and running couple to two-gluon rapidity correlations, in this paper, we will calculate the contributions of the leading and the sub-leading orders of p_{\perp}/Q_s under running

coupling constant α_s . It will present a more complete and accurate description of CGC EFT on two-gluon rapidity correlation pattern.

The paper is organized as follows. The formulas of single and double-gluon inclusive production amplitudes in the leading and sub-leading orders are firstly clarified in section 2. Then numerical results of two-gluon rapidity correlations in the leading and the sub-leading orders are presented and discussed respectively in section 3. Finally, a brief summary and conclusions are given in section 4.

2. Two-gluon correlator in the framework of CGC

Supposing two gluon produced with transverse momentum \mathbf{p}_\perp and \mathbf{q}_\perp , and the longitudinal rapidity y_p and y_q . Their correlator is usually defined as,

$$C(\mathbf{p}_\perp, y_p; \mathbf{q}_\perp, y_q) = \frac{\left\langle \frac{dN_2}{d^2\mathbf{p}_\perp dy_p d^2\mathbf{q}_\perp dy_q} \right\rangle}{\left\langle \frac{dN_1}{d^2\mathbf{p}_\perp dy_p} \right\rangle \left\langle \frac{dN_1}{d^2\mathbf{q}_\perp dy_q} \right\rangle} - 1 = \frac{\left\langle \frac{dN_2^{\text{corr.}}}{d^2\mathbf{p}_\perp dy_p d^2\mathbf{q}_\perp dy_q} \right\rangle}{\left\langle \frac{dN_1}{d^2\mathbf{p}_\perp dy_p} \right\rangle \left\langle \frac{dN_1}{d^2\mathbf{q}_\perp dy_q} \right\rangle}, \quad (1)$$

where $\left\langle \frac{dN_2}{d^2\mathbf{p}_\perp dy_p d^2\mathbf{q}_\perp dy_q} \right\rangle$ and $\left\langle \frac{dN_1}{d^2\mathbf{p}_\perp dy_p} \right\rangle$ are the double and single gluon inclusive productions. $\left\langle \frac{dN_2^{\text{corr.}}}{d^2\mathbf{p}_\perp dy_p d^2\mathbf{q}_\perp dy_q} \right\rangle$ is the two correlated gluon production, where the uncorrelated part is subtracted.

In the framework of CGC EFT [29], for a given collision, the observable under the leading log approximation is factorized as [29],

$$\langle O \rangle_{\text{LLog}} = \int [D\rho_1] [D\rho_2] W[\rho_1] W[\rho_2] O[\rho_1, \rho_2]_{\text{LO}}. \quad (2)$$

Here $O[\rho_1, \rho_2]_{\text{LO}}$ is the leading order single or double gluon inclusive distribution for a fixed distribution of color sources, and the integration denotes an average over different distribution of the color sources with the weight functional $W[\rho_{1,2}]$. In general, $W[\rho_{1,2}]$ encodes all possible color charge configurations of projectile and target, and obeys Jalilian-Marian-Iancu-McLerran-Weigert-Kovner (JIMWLK) renormalization group equations [5, 37–42]. Where all quantum information of projectile/target is absorbed into the distribution $W[\rho_{1,2}]$.

Let's firstly take the simplest case, the single gluon inclusive production, to show the contribution of leading order [43],

$$\left. \frac{dN_1}{d^2\mathbf{p}_\perp dy_p} \right|_{\text{LO}} = \frac{1}{2(2\pi)^3} \sum_{a,\lambda} |\mathcal{M}_\lambda^a(\mathbf{p})|^2, \quad (3)$$

where the amplitude can be written as

$$\mathcal{M}_\lambda^a(\mathbf{p}) = p^2 A^{a,\mu}(\mathbf{p}) \epsilon_\mu^{(\lambda)}(\mathbf{p}), \quad (4)$$

here, p and $\epsilon_\mu^{(\lambda)}(\mathbf{p})$ are the 4-momenta and polarization vector of produced gluon, respectively. $A^{a,\mu}$ with color index a is the background gauge field, which is the solution of the classical Yang-Mills equation with a fixed configuration of color charge sources for projectile/target. The amplitude for this process is shown in Fig. 1.

Performing an average over all possible configurations of color charges sources of projectile/target in Eq. (2), we get,

$$\left\langle \frac{dN_1}{d^2\mathbf{p}_\perp dy_p} \right\rangle_{\text{LLog}} = \frac{1}{2(2\pi)^3} \sum_{a,\lambda} \left\langle |\mathcal{M}_\lambda^a(\mathbf{p})|^2 \right\rangle_{A_{1,2}}. \quad (5)$$

At large transverse momentum $k_\perp \gg Q_s$ (Q_s is the saturated scale of incident nucleus), the background gauge field can be expanded in power of $\tilde{\rho}/k_\perp^2$ [27, 43–45],

$$p^2 A^{a,\mu}(\mathbf{p}) = -i f^{abc} g^3 \int \frac{d^2\mathbf{k}_\perp}{(2\pi)^2} L^\mu(\mathbf{p}, \mathbf{k}_\perp) \frac{\tilde{\rho}_1^b(\mathbf{k}_\perp) \tilde{\rho}_2^c(\mathbf{p}_\perp - \mathbf{k}_\perp)}{k_\perp^2 (\mathbf{p}_\perp - \mathbf{k}_\perp)^2}, \quad (6)$$

Where $k_\perp = |\mathbf{k}_\perp|$, f^{abc} is the structure constant of $SU(3)$, $\tilde{\rho}_{1,2}$ are the Fourier modes of color charge density of projectile and target, respectively. $L^\mu(\mathbf{p}, \mathbf{k}_\perp)$ is the Lipatov vertex [46, 47]. In light-cone coordinate, it is expressed

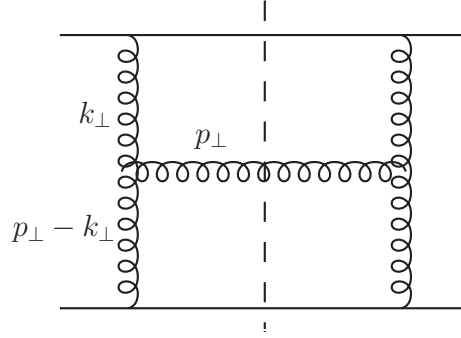


Figure 1: The diagram of the single-gluon inclusive production in a collision. The vertical dashed line denotes final state.

explicitly as

$$\begin{aligned} L^+(\mathbf{p}, \mathbf{k}_\perp) &= -\mathbf{k}_\perp^2 / p^-, \\ L^-(\mathbf{p}, \mathbf{k}_\perp) &= [(\mathbf{p}_\perp - \mathbf{k}_\perp)^2 - \mathbf{p}_\perp^2] / p^+, \\ L^i(\mathbf{p}, \mathbf{k}_\perp) &= -2\mathbf{k}_\perp^i. \end{aligned} \quad (7)$$

Substituting Eq. (4) and Eq. (6) into Eq. (5), and summing over the polarizations and color indices, the single-gluon inclusive production in LLog approximation becomes,

$$\begin{aligned} \left\langle \frac{dN_1}{d^2\mathbf{p}_\perp dy_p} \right\rangle_{\text{LLog}} &= -\frac{1}{2(2\pi)^3} f^{abc} f^{ade} g^6 \int \frac{d^2\mathbf{k}_\perp}{(2\pi)^2} \frac{d^2\mathbf{k}'_\perp}{(2\pi)^2} L^\mu(\mathbf{p}, \mathbf{k}_\perp) L_\mu(\mathbf{p}, \mathbf{k}'_\perp) \\ &\times \frac{\langle \tilde{\rho}_1^b(y_p, \mathbf{k}_\perp) \tilde{\rho}_2^c(y_p, \mathbf{p}_\perp - \mathbf{k}_\perp) \tilde{\rho}_1^{*d}(y_p, \mathbf{k}'_\perp) \tilde{\rho}_2^{*e}(y_p, \mathbf{p}_\perp - \mathbf{k}'_\perp) \rangle_{A_{1,2}}}{k_\perp^2 (\mathbf{p}_\perp - \mathbf{k}_\perp)^2 k_\perp'^2 (\mathbf{p}_\perp - \mathbf{k}'_\perp)^2}. \end{aligned} \quad (8)$$

The average $\langle \dots \rangle$ in Eq. (8) is over all possible color charge configurations of projectile and target. In the McLerran-Venugopalan (MV) model[48–50], the color charge distribution in each nucleus has a local Gaussian form, the average of multi color charge densities in Eq. (8) can be expressed in terms of the two-point correlator,

$$\langle \tilde{\rho}^a(\mathbf{k}_\perp) \tilde{\rho}^{*b}(\mathbf{k}'_\perp) \rangle_{A_{1,2}} = (2\pi)^2 \delta^{ab} \delta^2(\mathbf{k}_\perp - \mathbf{k}'_\perp) \mu_{A_{1,2}}^2(y_p, \mathbf{k}_\perp), \quad (9)$$

here $\mu^2(y_p, \mathbf{k}_\perp)$ is the color charge squared per unit transverse area in momentum space, y_p is the longitudinal rapidity of produced gluon. The Eq. (8) becomes,

$$\left\langle \frac{dN_1}{d^2\mathbf{p}_\perp dy_p} \right\rangle_{\text{LLog}} = \frac{-g^6 S_\perp N_c (N_c^2 - 1)}{2(2\pi)^3} \int \frac{d^2\mathbf{k}_\perp}{(2\pi)^2} \frac{L^\mu(\mathbf{p}, \mathbf{k}_\perp) L_\mu(\mathbf{p}, \mathbf{k}_\perp)}{k_\perp^4 (\mathbf{p}_\perp - \mathbf{k}_\perp)^4} \mu_{A_1}^2(y_p, \mathbf{k}_\perp) \mu_{A_2}^2(y_p, \mathbf{p}_\perp - \mathbf{k}_\perp). \quad (10)$$

Where $f^{abc} f^{ade} = N_c(N_c^2 - 1)$. The un-integrated gluon distribution (UGD) [26, 27] is given by,

$$\Phi_{A_{1,2}}(y_p, \mathbf{p}_\perp) = g^2 \pi (N_c^2 - 1) \frac{\mu_{A_{1,2}}^2(y_p, \mathbf{p}_\perp)}{\mathbf{p}_\perp^2}. \quad (11)$$

Substituting Eq. (11) into Eq. (10) and following some algebras, the Eq. (10) becomes,

$$\left\langle \frac{dN_1}{d^2\mathbf{p}_\perp dy_p} \right\rangle_{\text{LLog}} = \frac{\alpha_s N_c S_\perp}{\pi^4 (N_c^2 - 1)} \frac{1}{\mathbf{p}_\perp^2} \int \frac{d^2\mathbf{k}_\perp}{(2\pi)^2} \Phi_{A_1}(y_p, \mathbf{k}_\perp) \Phi_{A_2}(y_p, \mathbf{p}_\perp - \mathbf{k}_\perp). \quad (12)$$

Eq. (12) is the final result of the single-gluon inclusive distribution applied LLog factorization approach, which is also well-known k_\perp -factorization formalism [51] and widely used in the computation of single inclusive particle

production at high energy collisions. S_\perp is the transverse overlap area of two UGDs, i.e., the integral of two δ -functions. And the running coupling constant α_s in Eq. (11) and Eq. (12) changes with p_\perp . It is fixed in our previous paper [35].

Next, multi-gluon inclusive distribution is straightforward to derive in this way. For specific, double-gluon inclusive production, if we label the two produced gluon as p and q , transverse momentum \mathbf{p}_\perp and \mathbf{q}_\perp , and the longitudinal rapidity y_p and y_q , the double-gluon distribution in the LLog approximation can be directly written as,

$$\left\langle \frac{dN_2}{d^2\mathbf{p}_\perp dy_p d^2\mathbf{q}_\perp dy_q} \right\rangle_{\text{LLog}} = \frac{1}{2^2(2\pi)^6} \sum_{a,a';\lambda,\lambda'} \langle |\mathcal{M}_{\lambda\lambda'}^{aa'}(\mathbf{p}, \mathbf{q})|^2 \rangle_{A_{1,2}}, \quad (13)$$

where the amplitude is,

$$\mathcal{M}_{\lambda\lambda'}^{aa'}(\mathbf{p}, \mathbf{q}) = p^2 q^2 A^{a,\mu}(\mathbf{p}) A^{a',\sigma}(\mathbf{q}) \epsilon_\mu^{(\lambda)}(\mathbf{p}) \epsilon_\sigma^{(\lambda')}(\mathbf{q}). \quad (14)$$

$\epsilon_\mu^{(\lambda)}(\mathbf{p})$ and $\epsilon_\sigma^{(\lambda')}(\mathbf{q})$ are the polarization vectors of two produced gluon. Substituting Eq. (6) and Eq. (14) into Eq. (13), one arrives at,

$$\begin{aligned} \left\langle \frac{dN_2}{d^2\mathbf{p}_\perp dy_p d^2\mathbf{q}_\perp dy_q} \right\rangle_{\text{LLog}} &= \frac{1}{4(2\pi)^6} f^{abc} f^{a'de} f^{ab\bar{c}} f^{a'\bar{d}\bar{e}} g^{12} \int \frac{d^2\mathbf{k}_{1\perp}}{(2\pi)^2} \frac{d^2\mathbf{k}_{2\perp}}{(2\pi)^2} \frac{d^2\mathbf{k}_{3\perp}}{(2\pi)^2} \frac{d^2\mathbf{k}_{4\perp}}{(2\pi)^2} \\ &\times L^\mu(\mathbf{p}, \mathbf{k}_{1\perp}) L^\sigma(\mathbf{q}, \mathbf{k}_{3\perp}) L_\mu(\mathbf{p}, \mathbf{k}_{2\perp}) L_\sigma(\mathbf{q}, \mathbf{k}_{4\perp}) \\ &\times \left\langle \tilde{\rho}_1^b(\mathbf{k}_{1\perp}) \tilde{\rho}_2^c(\mathbf{p}_\perp - \mathbf{k}_{1\perp}) \tilde{\rho}_1^{*\bar{b}}(\mathbf{k}_{2\perp}) \tilde{\rho}_2^{*\bar{c}}(\mathbf{p}_\perp - \mathbf{k}_{2\perp}) \tilde{\rho}_1^d(\mathbf{k}_{3\perp}) \tilde{\rho}_2^e(\mathbf{q}_\perp - \mathbf{k}_{3\perp}) \tilde{\rho}_1^{*\bar{d}}(\mathbf{k}_{4\perp}) \tilde{\rho}_2^{*\bar{e}}(\mathbf{q}_\perp - \mathbf{k}_{4\perp}) \right\rangle_{A_{1,2}} \\ &\times \frac{1}{k_{1\perp}^2 (\mathbf{p}_\perp - \mathbf{k}_{1\perp})^2 k_{2\perp}^2 (\mathbf{p}_\perp - \mathbf{k}_{2\perp})^2 k_{3\perp}^2 (\mathbf{q}_\perp - \mathbf{k}_{3\perp})^2 k_{4\perp}^2 (\mathbf{q}_\perp - \mathbf{k}_{4\perp})^2}. \end{aligned} \quad (15)$$

In Eq. (15), one can evolve the quantities of the average over color sources by applying local Gaussian correlators, i.e., Eq. (9) for equal rapidity correlators. As for non-equal rapidity correlators, i.e., $y_q > y_p$

$$\begin{aligned} \langle \tilde{\rho}_1^a(y_p, \mathbf{k}_\perp) \tilde{\rho}_1^b(y_q, \mathbf{k}'_\perp) \rangle &= \langle \tilde{\rho}_1^a(y_p, \mathbf{k}_\perp) [\tilde{\rho}_1^b(y_p, \mathbf{k}'_\perp) + \Delta \tilde{\rho}_1^b(y_q - y_p, \mathbf{k}'_\perp)] \rangle \\ &= (2\pi)^2 \delta^{ab} \delta^2(\mathbf{k}_\perp - \mathbf{k}'_\perp) \mu_1^2(y_p, \mathbf{k}_\perp). \end{aligned} \quad (16)$$

Here we assume $y_q > y_p$. $\Delta \tilde{\rho}$ is the difference of color charge densities of two-gluon is ignored as at high energies, the color charge density inside each nucleus is saturated and the relative occupation number of gluons $\Delta y \alpha_s \ll 1$.

Now, $\langle \cdots \rangle_{A_{1,2}}$ can be evaluated by applying Eq. (9) and Eq. (16). It contains 9 distinct diagrams. One is disconnected, and eight of them are connected. Let's demonstrate them one by one, respectively. In Fig. 2, we show the

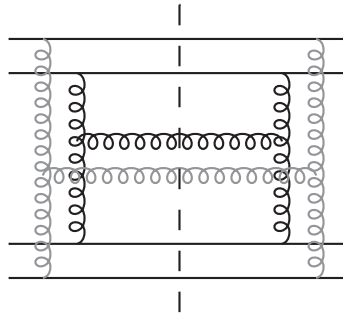


Figure 2: The disconnected diagram of the double-gluon inclusive production. The double solid lines corresponding to the transverse positions of scattered quarks in one of the incident nuclei.

disconnected diagram for the double-gluon inclusive production. There is a spatial gap between the scattered quarks

as denoted by double solid lines in Fig. 2. Scattered quarks in each nuclei are localized in a transverse area of size $1/Q_s$, which is corresponding to that of Eq. (9). Substituting Eq. (9) into Eq. (15), one obtains,

$$\begin{aligned} \left\langle \frac{dN_2}{d^2\mathbf{p}_\perp dy_p d^2\mathbf{q}_\perp dy_q} \right\rangle_{\text{LLog}} &= \frac{1}{4(2\pi)^6} f^{abc} f^{a'de} f^{ab\bar{c}} f^{a'\bar{d}\bar{e}} g^{12} \int \frac{d^2\mathbf{k}_{1\perp}}{(2\pi)^2} \frac{d^2\mathbf{k}_{2\perp}}{(2\pi)^2} \frac{d^2\mathbf{k}_{3\perp}}{(2\pi)^2} \frac{d^2\mathbf{k}_{4\perp}}{(2\pi)^2} \\ &\times L^\mu(\mathbf{p}, \mathbf{k}_{1\perp}) L_\mu(\mathbf{p}, \mathbf{k}_{1\perp}) L^\sigma(\mathbf{q}, \mathbf{k}_{3\perp}) L_\sigma(\mathbf{q}, \mathbf{k}_{3\perp}) \\ &\times \frac{(2\pi)^8 \delta^{b\bar{b}} \delta^{d\bar{d}} \delta^{ce} \delta^{\bar{c}\bar{e}} \mu_1^2(y_p, \mathbf{k}_{1\perp}) \mu_1^2(y_q, \mathbf{k}_{3\perp}) \mu_2^2(y_p, \mathbf{p}_\perp - \mathbf{k}_{1\perp}) \mu_2^2(y_q, \mathbf{q}_\perp - \mathbf{k}_{3\perp})}{k_{1\perp}^2 (\mathbf{p}_\perp - \mathbf{k}_{1\perp})^2 k_{1\perp}^2 (\mathbf{p}_\perp - \mathbf{k}_{1\perp})^2 k_{3\perp}^2 (\mathbf{q}_\perp - \mathbf{k}_{3\perp})^2 k_{3\perp}^2 (\mathbf{q}_\perp - \mathbf{k}_{3\perp})^2}. \end{aligned} \quad (17)$$

Following some algebras, Eq. (17) casts into

$$\begin{aligned} \left\langle \frac{dN_2}{d^2\mathbf{p}_\perp dy_p d^2\mathbf{q}_\perp dy_q} \right\rangle_{\text{LLog}} &= \frac{\alpha_s^2 N_c^2 S_\perp}{\pi^8 (N_c^2 - 1)^2} \frac{1}{\mathbf{p}_\perp^2 \mathbf{q}_\perp^2} \\ &\times \int \frac{d^2\mathbf{k}_{1\perp}}{(2\pi)^2} \frac{d^2\mathbf{k}_{3\perp}}{(2\pi)^2} \Phi_1(y_p, \mathbf{k}_{1\perp}) \Phi_2(y_p, \mathbf{p}_\perp - \mathbf{k}_{1\perp}) \Phi_1(y_q, \mathbf{k}_{3\perp}) \Phi_2(y_q, \mathbf{q}_\perp - \mathbf{k}_{3\perp}) \\ &= \left\langle \frac{dN_1}{d^2\mathbf{p}_\perp dy_p} \right\rangle_{\text{LLog}} \left\langle \frac{dN_1}{d^2\mathbf{q}_\perp dy_q} \right\rangle_{\text{LLog}}. \end{aligned} \quad (18)$$

It is the final result of the disconnected diagram as shown in Fig. 2, which can be seen as the convolution of two single-gluon diagrams as shown in Fig. 1, and therefore has no contribution to two-gluon correlator, i.e., Eq. (1).

The calculations of the eight connected diagrams is similar to that of single gluon spectrum, except that $f^{abc} f^{abd} = N_c \delta^{cd}$ and $f^{ade} f^{bef} f^{cfd} = \frac{N_c}{2} f^{abc}$. Four of the eight connected diagrams are shown in Fig. 3, they give dominant contributions to the double-gluon inclusive production, and can be written in a compact form,

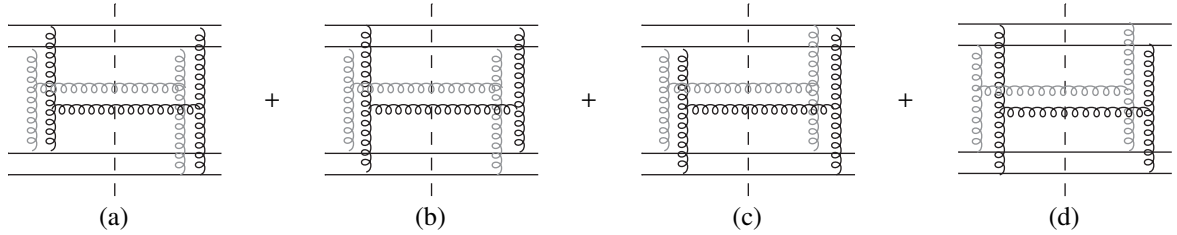


Figure 3: Four of the eight connected diagrams of double-gluon inclusive production in a collision. Fig. 3 (a) and (c) are called as the diffractive diagrams since the produced gluon are emitted from the same quark line in amplitude, Fig. 3 (b) and (d) are the interference diagrams.

$$\left\langle \frac{dN_2}{d^2\mathbf{p}_\perp dy_p d^2\mathbf{q}_\perp dy_q} \right\rangle_{\text{LLog}} = \frac{\alpha_s^2 N_c^2 S_\perp}{\pi^8 (N_c^2 - 1)^3} \frac{1}{\mathbf{p}_\perp^2 \mathbf{q}_\perp^2} \int \frac{d^2\mathbf{k}_\perp}{(2\pi)^2} (D_A + D_B), \quad (19)$$

where

$$\begin{aligned} D_A &= \Phi_{A_1}^2(y_p, \mathbf{k}_\perp) \Phi_{A_2}(y_p, \mathbf{p}_\perp - \mathbf{k}_\perp) D_2, \\ D_B &= \Phi_{A_2}^2(y_q, \mathbf{k}_\perp) \Phi_{A_1}(y_q, \mathbf{p}_\perp - \mathbf{k}_\perp) D_1, \end{aligned} \quad (20)$$

with

$$D_{1(2)} = \Phi_{A_{1(2)}}(y_q, \mathbf{q}_\perp + \mathbf{k}_\perp) + \Phi_{A_{1(2)}}(y_q, \mathbf{q}_\perp - \mathbf{k}_\perp). \quad (21)$$

It should be noticed that the pre-factor in Eq. (19) is consistent with that in [31], which is corrected from that in [27].

The left four connected diagrams are shown in Fig. 4, they give sub-leading contributions of p_\perp/Q_s to double-gluon inclusive production, and can be written as,

$$\left\langle \frac{dN_2}{d^2\mathbf{p}_\perp dy_p d^2\mathbf{q}_\perp dy_q} \right\rangle_{\text{LLog}} = \frac{\alpha_s^2 N_c^2 S_\perp}{\pi^8 (N_c^2 - 1)^3} \frac{1}{\mathbf{p}_\perp^2 \mathbf{q}_\perp^2} \sum_{j=\pm} \left[D_3(\mathbf{p}_\perp, j\mathbf{q}_\perp) + \frac{1}{2} D_4(\mathbf{p}_\perp, j\mathbf{q}_\perp) \right], \quad (22)$$

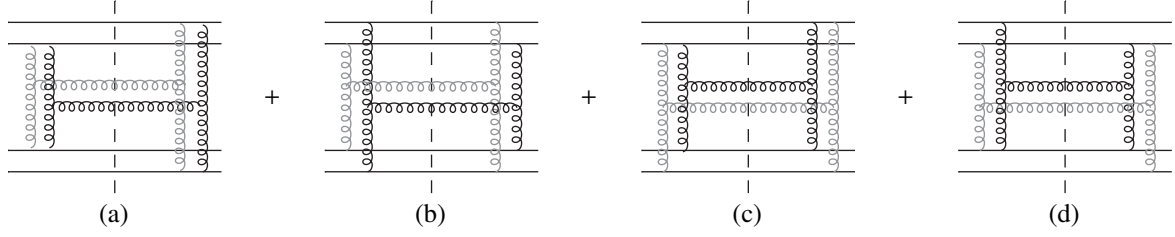


Figure 4: Four of the eight connected diagrams for double-gluon inclusive production in a collision. Fig. 3 (a) and (c) are the double diffractive and non-diffractive diagrams, Fig. 3 (b) and (d) are the diffractive diagrams.

where $D_3(\mathbf{p}_\perp, j\mathbf{q}_\perp) = \delta^2(\mathbf{p}_\perp - j\mathbf{q}_\perp) [\mathcal{I}_1^2 + \mathcal{I}_2^2 + 2\mathcal{I}_3^2]$, with

$$\begin{aligned}\mathcal{I}_1 &= \int \frac{d^2 \mathbf{k}_\perp}{(2\pi)^2} \Phi_{A_1}(y_p, \mathbf{k}_{1\perp}) \Phi_{A_2}(y_q, \mathbf{p}_\perp - \mathbf{k}_{1\perp}) \frac{(\mathbf{k}_{1\perp} \cdot \mathbf{p}_\perp - k_{1\perp}^2)^2}{k_{1\perp}^2 (\mathbf{p}_\perp - \mathbf{k}_{1\perp})^2}, \\ \mathcal{I}_2 &= \int \frac{d^2 \mathbf{k}_{1\perp}}{(2\pi)^2} \Phi_{A_1}(y_p, \mathbf{k}_{1\perp}) \Phi_{A_2}(y_q, \mathbf{p}_\perp - \mathbf{k}_{1\perp}) \frac{|\mathbf{k}_{1\perp} \times \mathbf{p}_\perp|^2}{k_{1\perp}^2 (\mathbf{p}_\perp - \mathbf{k}_{1\perp})^2}, \\ \mathcal{I}_3 &= \int \frac{d^2 \mathbf{k}_{1\perp}}{(2\pi)^2} \Phi_{A_1}(y_p, \mathbf{k}_{1\perp}) \Phi_{A_2}(y_q, \mathbf{p}_\perp - \mathbf{k}_{1\perp}) \frac{(\mathbf{k}_{1\perp} \cdot \mathbf{p}_\perp) |\mathbf{k}_{1\perp} \times \mathbf{p}_\perp|}{k_{1\perp}^2 (\mathbf{p}_\perp - \mathbf{k}_{1\perp})^2},\end{aligned}\quad (23)$$

and

$$\begin{aligned}D_4(\mathbf{p}_\perp, j\mathbf{q}_\perp) &= \int \frac{d^2 \mathbf{k}_{1\perp}}{(2\pi)^2} \Phi_{A_1}(y_p, \mathbf{k}_{1\perp}) \Phi_{A_1}(y_p, \mathbf{k}_{2\perp}) \Phi_{A_2}(y_q, \mathbf{p}_\perp - \mathbf{k}_{1\perp}) \Phi_{A_2}(y_q, \mathbf{p}_\perp - \mathbf{k}_{2\perp}) \\ &\times \frac{(\mathbf{k}_{1\perp} \cdot \mathbf{p}_\perp - k_{1\perp}^2)(\mathbf{k}_{2\perp} \cdot \mathbf{p}_\perp - k_{2\perp}^2) + (\mathbf{k}_{1\perp} \times \mathbf{p}_\perp) \cdot (\mathbf{k}_{2\perp} \times \mathbf{p}_\perp)}{k_{1\perp}^2 (\mathbf{p}_\perp - \mathbf{k}_{1\perp})^2} \\ &\times \frac{(\mathbf{k}_{1\perp} \cdot j\mathbf{q}_\perp - k_{1\perp}^2)(\mathbf{k}_{2\perp} \cdot j\mathbf{q}_\perp - k_{2\perp}^2) + (\mathbf{k}_{1\perp} \times j\mathbf{q}_\perp) \cdot (\mathbf{k}_{2\perp} \times j\mathbf{q}_\perp)}{k_{2\perp}^2 (j\mathbf{q}_\perp - \mathbf{k}_{1\perp})^2},\end{aligned}\quad (24)$$

where $\mathbf{k}_{2\perp} = \mathbf{p}_\perp + j\mathbf{q}_\perp - \mathbf{k}_{1\perp}$.

Eq. (19) and Eq. (22) are corresponding to the results of Fig. 3 and Fig. 4, respectively. Where Eq. (22) is suppressed by additional powers of \mathbf{p}_\perp and \mathbf{q}_\perp relative to the leading terms in Eq. (19).

From the discussions above, the double-gluon inclusive production of 9 distinct diagrams can be identically written as,

$$\begin{aligned}\left\langle \frac{dN_2}{d^2 \mathbf{p}_\perp dy_p d^2 \mathbf{q}_\perp dy_q} \right\rangle_{\text{LLog}} &= \frac{\alpha_s^2 N_c^2 S_\perp}{\pi^8 (N_c^2 - 1)^3} \frac{1}{\mathbf{p}_\perp^2 \mathbf{q}_\perp^2} \left[\int \frac{d^2 \mathbf{k}_\perp}{(2\pi)^2} (D_A + D_B) \right. \\ &\quad \left. + \sum_{j=\pm} \left[D_3(\mathbf{p}_\perp, j\mathbf{q}_\perp) + \frac{1}{2} D_4(\mathbf{p}_\perp, j\mathbf{q}_\perp) \right] \right] \\ &\quad + \left\langle \frac{dN_1}{d^2 \mathbf{p}_\perp dy_p} \right\rangle_{\text{LLog}} \left\langle \frac{dN_1}{d^2 \mathbf{q}_\perp dy_q} \right\rangle_{\text{LLog}}.\end{aligned}\quad (25)$$

Where the first and second lines of Eq. (25) corresponds to Fig. 3 and Fig. 4, respectively. These are the main parts of two-gluon correlations. The third line of Eq. (25) corresponds to Fig. 2, which has no contribution to two-gluon correlations.

In addition, according to the standard QCD approach, the double gluon inclusive production should still contain other two Feynman diagrams as showed in Fig. 5. Where Fig. 5(a) is the dynamics of Mueller-Navelet jets [52, 53]. It gives the dominant contribution to away-side $\Delta\phi = \pi$ correlations and is negligible in the near-side $\Delta\phi = 0$ correlations. Fig. 5(b) is gluon jets stem from collinear jet shower. So they are both out of the concerning region of CGC dynamics.

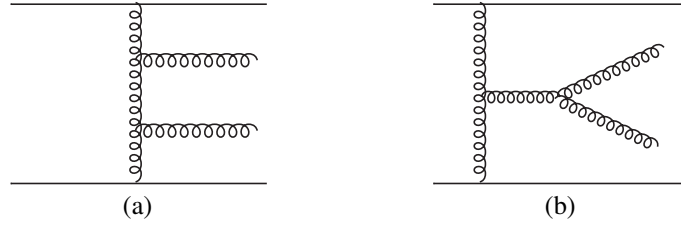


Figure 5: The amplitude of two-gluon production in a collision, the left diagram (a) gives back-to-back correlations, and the right diagram (b) gives near-side collinear correlations.

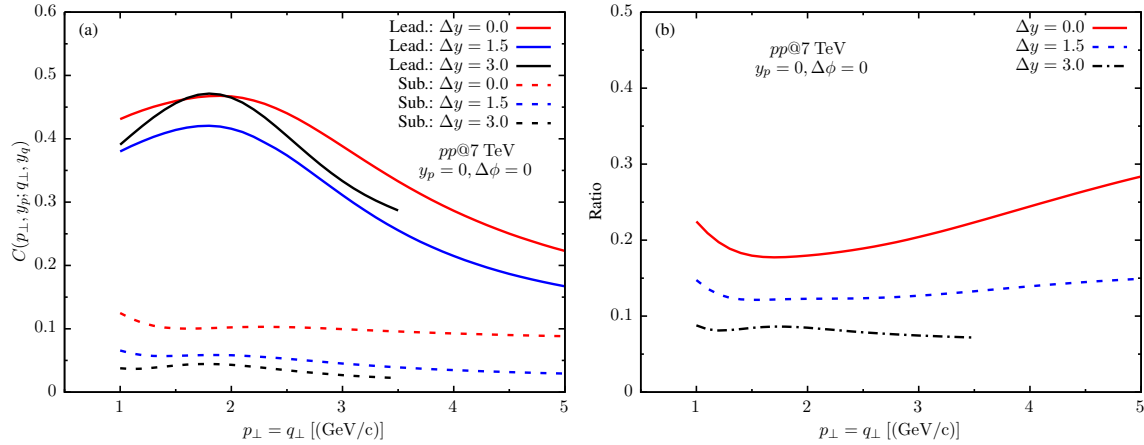


Figure 6: (a) Transverse momentum dependence of two-gluon rapidity correlations in fixed rapidity gap in pp collisions at $\sqrt{s} = 7$ TeV. Where $y_p = 0, \Delta\phi = 0$. The leading and sub-leading diagrams are presented by the solid and dashed lines, respectively. Three rapidity gaps are $\Delta y = 0, 1.5$ and 3, and presented by the red, blue and black lines, respectively. (b) The ratios of sub-leading order to that of leading ones for the same rapidity gaps as (a).

3. Two-gluon rapidity correlations in the leading and sub-leading orders

The values of the sub-leading order (Eq. (22)) and how it is relative to that of the leading order (Eq. (19)) are concerned and interested. In this section, we will discuss their numerical results.

To find the transverse momentum region for the strongest correlations as showed in our previous paper [35], we present firstly in Fig. 6(a) the transverse momentum dependence of two-gluon correlation in given rapidity gaps in pp collisions at $\sqrt{s} = 7$ TeV with running coupling. Where the relative azimuthal angle between two gluon is set to zero i.e., $\Delta\phi = 0$, as the correlation is the maximum when the transverse momentum of two selected gluon is collimation, i.e., $\Delta\phi = \phi_q - \phi_p = 0, \pi$ [28, 31]. For simplicity, the transverse momentum of two gluon is set to $p_\perp = q_\perp$ and $y_p = 0$ is fixed. The leading and sub-leading contributions are presented by the solid and dashed lines, respectively. Three fixed rapidity gaps are $\Delta y \equiv y_q - y_p = 0, 1.5$ and 3 presented by the red, blue and black lines, respectively.

Fig. 6 (a) shows again that the transverse momentum dependence of the two-gluon rapidity correlations is peaked around the summation of saturation momenta of two incident particles, i.e., $p_\perp \sim Q_{sA} + Q_{sB}$, consistent with our previous results with fixed coupling constant [35]. However, the correlation with running coupling is much stronger than that with fixed coupling constant, cf., the Fig.3 of [35].

In contrast, the contributions of sub-leading order are much smaller than that of leading ones, and almost independent of the transverse momentum. The latter is because of the contributions of sub-leading order in Eq. (23) and Eq. (24) is further integrated to the transverse momentum of the original uGD, and therefore smeared the influence of saturation momentum. This shows that the contributions of sub-leading order are not as sensitive as that of the leading ones to the effect of gluon saturation.

From the transverse momentum dependence of two-gluon rapidity correlations at three different rapidity gaps, it

is clear that the correlation decreases with the width of the rapidity gap. The smallest rapidity gap, the red dash line, has the strongest correlation. The contributions of the sub-leading order are mainly short-range rapidity correlations.

To see the relative contribution of sub-leading order, we present in the Fig. 6 (b), the ratios of sub-leading order to that of the summation of the leading and sub-leading order ones in three same rapidity gaps as in Fig. 6 (a). Where the red, blue and black dashed lines correspond to $\Delta y = 0, 1.5$ and 3 , respectively.

The Fig. 6 (b) shows that the contributions of sub-leading order is less than 10% for larger rapidity gap, such as $\Delta y = 3$, showed by solid black line in Fig. 6 (b), and larger than 10% for small rapidity gap, such as $\Delta y \leq 1.5$ or smaller, showed by solid blue and red lines in Fig. 6 (b). So the contribution of sub-leading order is important in short-range rapidity correlations.

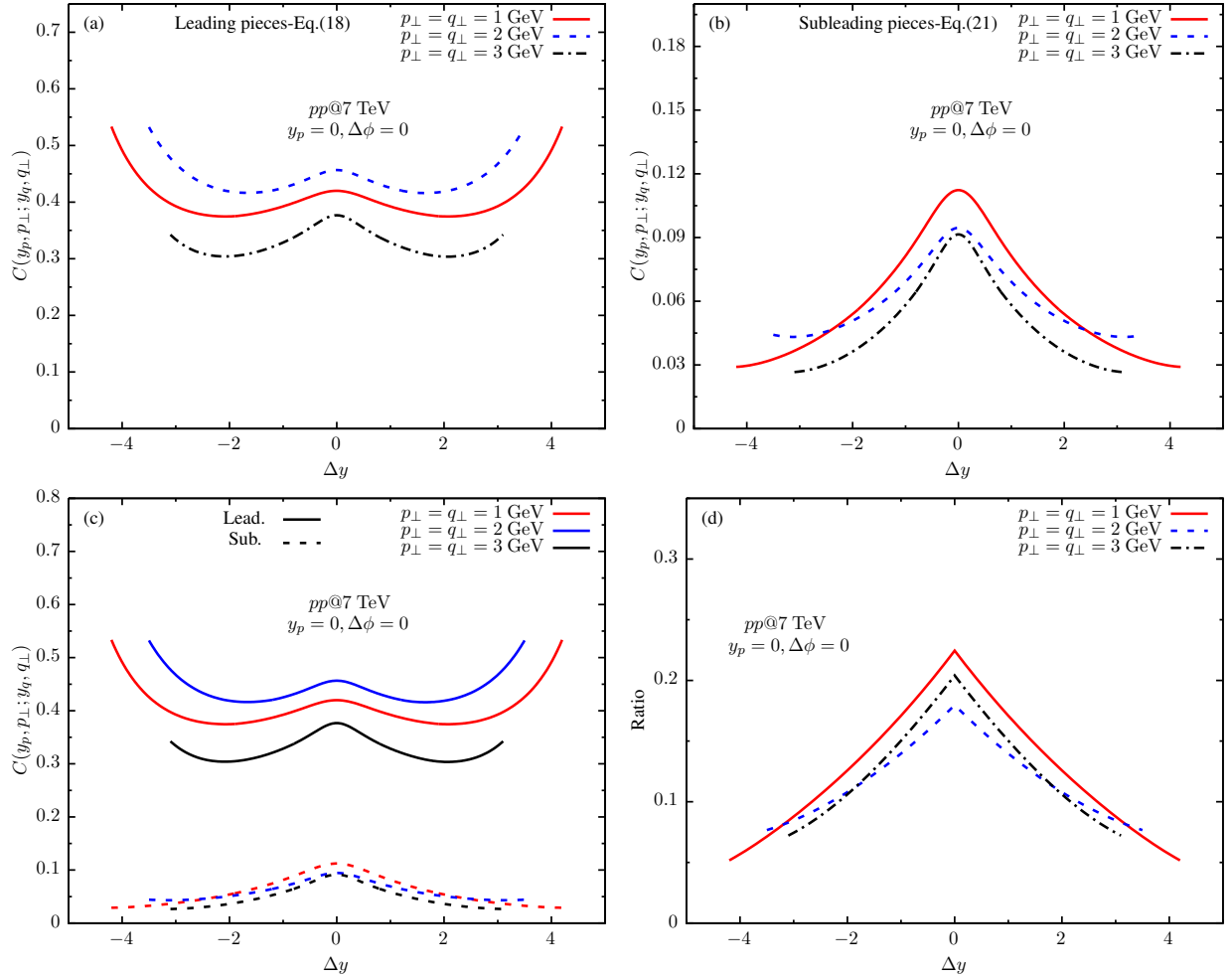


Figure 7: Two-gluon rapidity correlations in the leading (a) and sub-leading (b) orders for pp collisions at $\sqrt{s} = 7$ TeV for three sets of transverse momenta ($p_\perp = q_\perp = 1$ (red), 2 (blue) and 3 GeV (black), respectively. Where (c) is the summation of (a) and (b), and (d) is the ratio of (b) to (c).

Now we turn to study the two-gluon rapidity correlations around transverse momentum $p_\perp \sim Q_{sA} + Q_{sB}$. For fixed transverse momentum set $p_\perp = q_\perp$, the two-gluon rapidity correlations in the leading and sub-leading orders for pp collisions at $\sqrt{s} = 7$ TeV are presented in Fig. 7(a) and 7(b), respectively. Where again, $y_p = 0, \Delta\phi = 0$. Three sets of transverse momenta are $p_\perp = q_\perp = 1$ (red line), 2 (blue line) and 3 GeV (black line), respectively.

Fig. 7(a) shows again that the strongest correlation happens when the transverse momenta of two gluon are both the summation of saturation momenta of two incident particles, i.e., $p_\perp = q_\perp \sim Q_{sA} + Q_{sB} = 2$ GeV, as showed by blue line. For each set of transverse momentum, the correlation is enhanced in both short and long rapidity ranges,

in contrast to our previous results with fixed coupling constant [35], where the correlation is only enhanced in long rapidity range, and short-range correlations are almost flat, cf., Fig. 4 of [35].

This is understandable. In the framework of CGC EFT, short-range rapidity correlation comes from the quantum correlation. When the coupling strength decreases with transverse momentum, i.e., the running coupling, the short-range correlation caused by the quantum correlations will change with coupling strength as well. The smaller the transverse momentum, the larger the coupling and the stronger correlation are. Therefore, the short-range rapidity correlation between two gluon with smaller transverse momentum is enhanced in the case of running coupling.

Fig. 7(b) shows that the contributions of the sub-leading order are mainly short-range rapidity correlations, and the smaller the transverse momentum set has the stronger correlations. So short-range rapidity correlation caused by quantum correlation keeps in the sub-leading order as well as that of the leading one. Where the ridge-like long-range rapidity correlation due to the gluon of colour source is negligible in the sub-leading order.

To see the total contributions of the leading and sub-leading orders, we present in Fig. 7 (c) the summation of the leading order, the Fig. 7(a), and the sub-leading order, the Fig. 7(b). It shows again that the sub-leading order gives visible contributions to short-range rapidity correlations. To quantify the relative contribution of sub-leading order, in Fig. 7(d), we present the ratio of sub-leading order to the summation one, i.e., Fig. 7(c). It shows that when rapidity gap $|\Delta y| \leq 2$, the contribution of the sub-leading order is larger than 10%. So the contribution of sub-leading order is not negligible in short-range rapidity correlation.

For pA and AA collisions, the similar results are obtained. Where only the ratio of AA is slightly higher. This is because the saturation scale of the nucleus is larger than that of a proton at the same incident energy. It makes the contributions of both leading and sub-leading orders smaller, and so a slightly higher ratio.

So in the framework of CGC EFT, the stronger correlations in both short and long rapidity ranges are naturally obtained in pp , pA and AA collisions. This is qualitatively consistent with experimental data of pPb and $PbPb$ collisions published by LHC collaboration [23, 56], where when the transverse momentum of the triggered and associated particles are in the middle region, i.e., $1 \leq p_{\perp} \leq 3$ GeV/c, and relative azimuthal angle is near-side, i.e., $\Delta\phi = 0$, the stronger two-particle correlations in short- and long-pseudo-rapidity ranges are observed.

4. Summary and conclusions

In the framework of Color Glass Condensate (CGC) effective field theory (EFT), we calculate two-gluon rapidity correlations in the leading and sub-leading orders with running coupling constant.

The transverse momentum dependence of two-gluon rapidity correlation at three rapidity gaps are firstly presented. It is shown again that in the leading order, the correlation is still peaked at the summation of two saturation momenta of incident particles, the same as our previous results with fixed coupling [35]. In contrast, the contributions of sub-leading order are almost independent of transverse momentum. So the contribution of the leading order is sensitive to the saturation momentum of incident particles, but the sub-leading one is not. Meanwhile, the results of different rapidity gaps indicate that the short-range rapidity correlation is important in the sub-leading order.

Then, the rapidity correlation pattern in the leading order show that both short and long-range rapidity correlations are enhanced, in contrast to our previous results with fixed coupling constant, where only ridge-like long-range rapidity correlations are obtained. Therefore, the running coupling enhances the short-range rapidity correlations. While, the contribution of sub-leading order is much smaller than that of leading one, and mainly short-range rapidity correlations.

As we pointed out in our previous work [35], the ridge-like long-range rapidity correlations is due to the colour source gluon. It is essential in the leading order, but negligible in sub-leading one. While, the short-range rapidity correlations come from quantum correlation. This quantum effect is same important in both leading and sub-leading orders.

Although the contributions of sub-leading order is much smaller than that of leading one, its contributions to the short-range rapidity ($\Delta y \leq 2$) correlation are larger than 10%, and therefore not negligible.

In the framework of CGC EFT, the stronger short- and long-range rapidity correlations are naturally obtained. This is qualitatively consistent with LHC experimental data on two-particle correlations [23, 56]. So CGC EFT provides a good understanding for the features of two-particle rapidity correlations in high energy collisions.

Acknowledgments

This work is supported in part by the Major State Basic Research Development Program of China under Grant No. 2014CB845402, the NSFC of China under Grant No. 11521064, and the Ministry of Science and Technology (MoST) under grant No. 2016YFE0104800.

References

- [1] J. Jalilian-Marian and Y. Kovchegov, *Prog. Part. Nucl. Phys.* **56**, 104–203 (2006).
- [2] H. Weigert, *Prog. Part. Nucl. Phys.* **55**, 461–565 (2005).
- [3] E. Iancu and R. Venugopalan, *arXiv:hep-ph/0303204*.
- [4] F. Gelis, E. Iancu, J. Jalilian-Marian, and R. Venugopalan, *Annu. Rev. Nucl. Part. Sci.* **60**, 463 (2010).
- [5] I. Balitsky, *Nucl. Phys. B* **463**, 99–157 (1996).
- [6] I. Balitsky, *Phys. Rev. D* **60**, 014020 (1999).
- [7] Y. V. Kovchegov, *Phys. Rev. D* **60**, 034008 (1999).
- [8] A. Dumitru, A. Hayashigaki and J. Jalilian-Marian, *Nucl. Phys. A* **765**, 464–482 (2006).
- [9] A. Dumitru, A. Hayashigaki and J. Jalilian-Marian, *Nucl. Phys. A* **770**, 57–70 (2006).
- [10] V. Gonçalves, M. Kugeratski, M. Machado and F. Navarra, *Phys. Lett. B* **643**, 273–278 (2006).
- [11] K. Tuchin, *Nucl. Phys. A* **798**, 61–73 (2008).
- [12] J. L. Albacete and C. Marquet, *Phys. Lett. B* **687**, 174–179 (2010).
- [13] A. H. Rezaeian and A. Schäfer, *Phys. Rev. D* **81**, 114032 (2010).
- [14] H. Fujii, K. Itakura, Y. Kitadono and Y. Nara, *J. Phys. G* **38**, 124125 (2011).
- [15] J. L. Albacete, A. Dumitru, H. Fujii and Y. Nara, *Nucl. Phys. A* **897**, 1–27 (2013).
- [16] G. A. Chirilli, B.-W. Xiao, and F. Yuan, *Phys. Rev. Lett.* **108**, 122301 (2012).
- [17] G. A. Chirilli, B.-W. Xiao, and F. Yuan, *Phys. Rev. D* **86**, 054005 (2012).
- [18] L. McLerran and M. Praszalowicz, *Acta Phys. Pol. B* **41**, 1917 (2010).
- [19] J. Adams *et al.* (STAR Collaboration), *Phys. Rev. Lett.* **95**, 152301 (2005).
- [20] A. Adare *et al.* (PHENIX Collaboration), *Phys. Rev. C* **78**, 014901 (2008).
- [21] B. Alver *et al.* (PHOBOS Collaboration), *Phys. Rev. Lett.* **104**, 062301 (2010).
- [22] V. Khachatryan *et al.* (CMS Collaboration), *J. High Energy Phys.* 09 (2010) 091.
- [23] S. Chatrchyan *et al.* (CMS Collaboration), *Phys. Lett. B* **718**, 795–814 (2013).
- [24] B. Abelev *et al.* (ALICE Collaboration), *Phys. Lett. B* **719**, 29–41 (2013).
- [25] S. Chatrchyan *et al.* (CMS Collaboration), *Phys. Lett. B* **724**, 213–240 (2013).
- [26] A. Dumitru, F. Gelis, L. McLerran and R. Venugopalan, *Nucl. Phys. A* **810**, 91–108 (2008).
- [27] K. Dusling, F. Gelis, T. Lappi and R. Venugopalan, *Nucl. Phys. A* **836**, 159–182 (2010).
- [28] A. Dumitru, K. Dusling, F. Gelis, J. Jalilian-Marian, T. Lappi and R. Venugopalan, *Phys. Lett. B* **697**, 21–25 (2011).
- [29] F. Gelis, T. Lappi and R. Venugopalan, *Phys. Rev. D* **79**, 094017 (2009).
- [30] A. Dumitru and J. Jalilian-Marian, *Phys. Rev. D* **81**, 094015 (2010).
- [31] K. Dusling and R. Venugopalan, *Phys. Rev. Lett.* **108**, 262001 (2012).
- [32] K. Dusling and R. Venugopalan, *Phys. Rev. D* **87**, 051502 (2013).
- [33] K. Dusling and R. Venugopalan, *Phys. Rev. D* **87**, 054014 (2013).
- [34] K. Dusling and R. Venugopalan, *Phys. Rev. D* **87**, 094034 (2013).
- [35] Y.-Y. Zhao, M.-M. Xu, H.-Y. Zhang and Y.-F. Wu, *Nucl. Phys. A* **955**, 88–100 (2016).
- [36] J. Adam *et al.* (ALICE Collaboration), *Phys. Lett. B* **753**, 126–139 (2016).
- [37] J. Jalilian-Marian, A. Kovner, A. Leonidov and H. Weigert, *Nucl. Phys. B* **504**, 415–431 (1997).
- [38] J. Jalilian-Marian, A. Kovner, A. Leonidov and H. Weigert, *Phys. Rev. D* **59**, 014014 (1998).
- [39] A. Kovner, J. G. Milhano and H. Weigert, *Phys. Rev. D* **62**, 114005 (2000).
- [40] E. Iancu, A. Leonidov and L. D. McLerran, *Nucl. Phys. A* **692**, 583–645 (2001).
- [41] E. Iancu, A. Leonidov, and L. D. McLerran, *Phys. Lett. B* **510**, 133–144 (2001).
- [42] E. Ferreira, E. Iancu, A. Leonidov and L. McLerran, *Nucl. Phys. A* **703**, 489–538 (2002).
- [43] J.-P. Blaizot, F. Gelis, and R. Venugopalan, *Nucl. Phys. A* **743**, 13–56 (2004).
- [44] A. Kovner, L. McLerran, and H. Weigert, *Phys. Rev. D* **52**, 3809–3814 (1995).
- [45] Y. V. Kovchegov and D. H. Rischke, *Phys. Rev. C* **56**, 1084–1094 (1997).
- [46] E. A. Kuraev, L. N. Lipatov, and V. S. Fadin, *Sov. Phys. JETP* **45**, 199–204 (1977).
- [47] I. I. Balitsky and L. N. Lipatov, *Sov. J. Nucl. Phys.* **28**, 822–829 (1978).
- [48] L. McLerran and R. Venugopalan, *Phys. Rev. D* **49**, 2233–2241 (1994).
- [49] L. McLerran and R. Venugopalan, *Phys. Rev. D* **49**, 3352–3355 (1994).
- [50] L. McLerran and R. Venugopalan, *Phys. Rev. D* **50**, 2225–2233 (1994).
- [51] Y. V. Kovchegov and A. Mueller, *Nucl. Phys. B* **529**, 451–479 (1998).
- [52] V. S. Fadin, M. I. Kotsky and L. N. Lipatov, *arXiv:hep-ph/9704267*.
- [53] D. Colferai, F. Schwennsen, L. Szymanowski and S. Wallon, *J. High Energy Phys.* **2010** 26 (2010).
- [54] J. L. Albacete, N. Armesto, J. G. Milhano and C. A. Salgado, *Eur. Phys. J. C* **71**, 1705 (2011).
- [55] Y.-Y. Zhao, Y.-H. Chen, Y.-Q. Gao and F.-H. Liu, *Adv. High Energy Phys.* **2013**, 1–14 (2013).
- [56] S. Chatrchyan *et al.* (CMS Collaboration), *J. High Energy Phys.* **2011**, 076 (2011).