

Perfect matchings in highly cyclically connected regular graphs

Robert Lukotka*

Comenius University, Bratislava

lukotka@dcs.fmph.uniba.sk

Edita Rollová

University of West Bohemia, Plzeň

rollova@ntis.zcu.cz

March 30, 2021

Abstract

A leaf matching operation on a graph consists of removing a vertex of degree 1 together with its neighbour from the graph. Let G be a d -regular cyclically $(d - 1 + 2k)$ -edge-connected graph of even order, where $k \geq 0$ and $d \geq 3$. We prove that for any given set X of $d - 1 + k$ edges, there is no 1-factor of G avoiding X if and only if either an isolated vertex can be obtained by a series of leaf matching operations in $G - X$, or $G - X$ has an independent set that contains more than half of the vertices of G . To demonstrate how to check the conditions of the theorem we prove several statements on 2-factors of cubic graphs. For $k \geq 3$, we prove that given a cyclically $(4k - 5)$ -edge-connected cubic graph G and three paths of length k such that the distance between any two of them is at least $8k - 16$, there is a 2-factor of G that contains one of the paths. We provide a similar statement for two paths when $k = 3$ and $k = 4$. As a corollary we show that given a vertex v in a cyclically 7-edge-connected cubic graph, there is a 2-factor such that v is in a circuit of length greater than 7.

Keywords. perfect matching, regular graph, cyclic connectivity, 2-factor.

1 Introduction

A *perfect matching* of a graph G is a subset of edges of G such that every vertex of the graph is incident with exactly one edge of the subset. In this paper, we study perfect matchings of highly connected regular graphs. It is well-known that if G is a d -regular $(d - 1)$ -edge-connected graph of even order, then G admits a perfect matching [3]. Moreover, the following holds according to Plesník [19].

Theorem 1. Let G be a d -regular $(d - 1)$ -edge-connected graph of even order. If X is a set of edges of G with $|X| \leq d - 1$, then $G - X$ admits a perfect matching.

*Corresponding author, Faculty of Mathematics Physics and Informatics, Comenius University, Mlynská dolina F1, 842 48 Bratislava, Slovakia

Theorem 1 has been examined in various modifications and generalizations. Instead of assuming that all edge-cuts have size at least $d - 1$ one needs to assume it only for odd edge-cuts ([7], [15]). As if we remove an odd edge-cut from the graph the resulting graph does not admit a perfect matching, Cruse's result holds in the converse direction. Chartrand and Nebeský considered the existence of a 1-factor in $(d - 2)$ -edge-connected graphs [18], while several authors (see e.g. [16, 12, 20]) inspected the existence of a k -factor, for $1 \leq k \leq d - 1$, where a k -factor is a k -regular spanning subgraph. Note that a perfect matching is a 1-factor, and thus its complement in a d -regular graph is $(d - 1)$ -factor.

The *matching preclusion number* is the minimum number of edges whose deletion results in a graph without a perfect matching (or an almost-perfect matching when graph has odd order, but we consider only graphs of even order in this paper). Using this notion Theorem 1 reads as "The matching preclusion number of a d -regular $(d - 1)$ -edge-connected graph of even order is d ". Cheng et al. [4] defined the *conditional matching preclusion number* to be the minimum number of edges whose deletion yields a graph without a perfect matching and an without an isolated vertex. Cheng et al. proved in [5] that if all edge-cuts of size at most d in a d -regular bipartite graph G separate a single vertex, then the conditional matching preclusion number of G is at least $d + 1$. The same statement is not true if we omit the biparticity condition [6]. However if we add additional condition that G has no independent set of size $|V(G)|/2 - 1$, then the conditional matching preclusion number of G is at least $d + 1$ [6, Theorem 2.3]. Lin and Zhang [15, Theorems 3.2 and 3.5] proved that these two conditions (cuts on the size of independent set) are not only necessary, but also sufficient.

Besides that, Cheng et al. [6] defined that a graph is *super- k -edge-connected of order l* if every edge-cut of size at most k separates one large component from the remaining components that together contain at most l edges. In [6, Theorems 3.1-3.4] Cheng et al. show that super- $(3k - 6)$, $(3k - 7)$ and $(3k - 8)$ -edge-connected graphs of order 2 have the conditional matching preclusion number equal to $2k - 3$ under various assumptions (i. e. on the size of the largest independent set).

In this paper, we present strengthening of Theorem 1 for graphs of higher connectivity. A major obstacle in obtaining such a result is the fact that maximum edge-connectivity in a d -regular graph is d . In order to extend the notion of edge-connectivity in a d -regular graph beyond d , we consider a cyclic edge-connectivity, which is a parameter commonly used in the related area of matching extensions (see e. g. [2, 10, 17]). A graph is *cyclically h -edge-connected* if there is no edge-cut containing less than h edges separating two subgraphs both containing a circuit. If G is d -regular and $h \leq d$, then cyclic h -edge-connectivity coincides with h -edge-connectivity. Therefore, cyclic edge-connectivity is a natural extension of the notion of edge-connectivity. Moreover, if a d -regular graph is cyclically $(d + 1)$ -edge-connected, for $d \geq 3$, then every d -edge-cut must have a single vertex on at least one side. As the main result we prove that if we raise the cyclic edge-connectivity of G by $2k$ compared to the requirements of Theorem 1, then the set X can contain k extra edges, provided two obvious necessary conditions are satisfied.

Let H be a graph with a vertex v of degree 1. Let w be the neighbour of v in H . Delete the vertices v and w to obtain H' . The graph H' has a perfect matching if and only if H has a perfect matching. The operation of deleting v and w from H is called a *leaf matching operation* or an *LM operation*, for short. The following theorem is the main result of this paper.

Theorem 2. Let G be a d -regular cyclically $(d - 1 + 2k)$ -edge-connected graph of even order, for $k \geq 0$. Let X be a set of $d - 1 + k$ edges of G . The graph $G - X$ does not admit a perfect matching if and only if

- (i) an isolated vertex is obtained in $G - X$ by a series of leaf matching operations, or
 - (ii) $G - X$ has an independent set containing more than half of the vertices of G .
- Moreover, if (ii) holds, then the vertices that do not belong to the independent set induce at most $k - 1$ edges.

Note that the existence of an independent set from (ii) of Theorem 2 would imply that G is close to being a bipartite graph with uneven sizes of partite sets.

For $k = 0$, Theorem 2 coincides with Theorem 1 as neither (i) nor (ii) is possible. Indeed, for (i), it can be proved by induction that the edge-cut whose one side has vertices participating in the LM operations contains at most $2d - 2$ edges. This is not possible as the other part has even number of vertices (for more details see the proof of Theorem 3 which uses similar ideas). For (ii), the moreover part of the theorem would be false if (ii) was true. For $k = 1$, we are able to reformulate Theorem 2 as follows. This result is closely related to Theorem 3.5 in [15].

Theorem 3. Let G be a d -regular cyclically $(d + 1)$ -edge-connected graph of even order, for $d \geq 3$. Let X be a set of d edges of G . The graph $G - X$ does not admit a perfect matching if and only if

- (a) all the edges from X are incident with a common vertex, or
- (b) $G - X$ is bipartite and the edges from X are incident with vertices from the same partite.

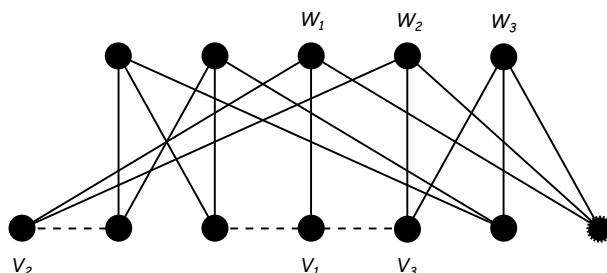


Figure 1: Cyclically 4-edge-connected cubic graph without an 1-factor avoiding dashed edges

It is interesting that the two conditions of Theorem 2 and Theorem 3 are not in one-to-one correspondence for every graph. Figure 1 provides an example of a graph G , where the set X is depicted by dashed edges. Note that while the edges of X are not all incident with a common vertex, an isolated vertex can be obtained in $G - X$ by a series of LM operations (the subscript of the vertices indicates the order of LM operations applied in $G - X$).

Let G be a graph and let X be a set of edges from G . If G is sufficiently high cyclically edge-connected, then the condition (i) from Theorem 2 is a local condition, which can be often verified easily. Thus, in order to use Theorem 2, it is crucial to have a method that allows us to verify the condition (ii) efficiently. We provide one such method while we prove several theorems on *cubic* graphs, which are 3-regular graphs. Recall that the complement of a perfect matching in a cubic graph is a 2-factor. Many important theorems and conjectures can be reformulated in terms of 2-factors of cubic graphs. For instance, the 4-colour theorem can be restated as “Every bridgeless planar cubic graph has a 2-factor without circuits of odd lengths”. Considering general cubic graphs of high cyclic edge-connectivity, very interesting

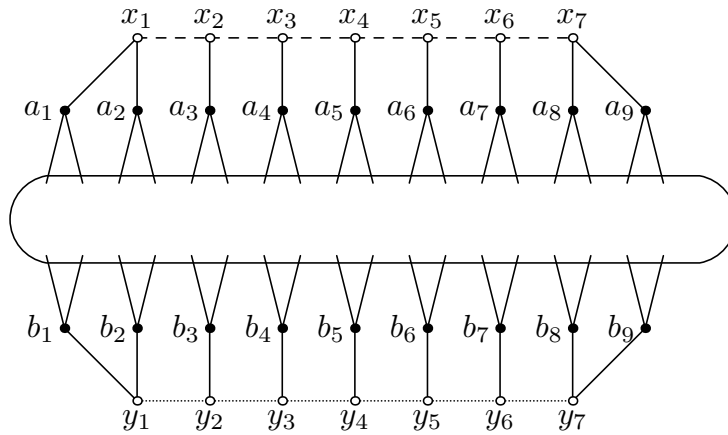


Figure 2: Construction of a graph containing two 6-paths that are arbitrarily far apart, but neither of them can be extended into a 2-factor.

conjecture of Jaeger and Swart [11] states that every cyclically 7-edge-connected cubic graph is 3-edge-colourable, i. e. has a 2-factor without odd circuits. A solution to this conjecture would shed more light on several important conjectures, e. g. to prove the 5-flow conjecture it would be sufficient to consider cubic graphs with cyclic edge-connectivity equal to 6 [13]. However, the progress towards proving the conjecture of Jaeger and Swart is very limited.

Aldred et al. [1] examined when it is possible to extend a matching into a 2-factor. Here, we aim to extend a path P of a given cubic graph into a 2-factor. This is possible if and only if $G - E(P)$ admits a perfect matching. Note that according to Theorem 1, it is always possible to find a perfect matching that avoids a path of length 1 or 2 (where the *length of a path* is the number of its edges). For longer paths, Theorem 2 gives a necessary and sufficient condition when the extension is possible. Let G be a graph, and let G_1 and G_2 be two subgraphs of G . We define the *distance* of G_1 and G_2 to be $\min\{d(v_1, v_2) | v_1 \in G_1, v_2 \in G_2\}$, where $d(v_1, v_2)$ is the length of a shortest path between v_1 and v_2 in G . The distance between the prescribed edges is a common prerequisite in theorems on matching extensions (see e. g. [2]). We apply Theorem 2 to show, that if we have three paths on l edges that are sufficiently far apart, for a given integer l in a sufficiently cyclically edge-connected graph, one of the paths can be extended into a 2-factor.

Theorem 4. Let G be a cyclically $\max\{4l - 5, 2\}$ -edge-connected cubic graph and let P_1 , P_2 , and P_3 be three paths of G on l edges such that the distance of any two of them is at least $\max\{8l - 16, 0\}$. Then there is a 2-factor of G that contains P_1 , P_2 or P_3 .

We note that while the cyclic edge-connectivity and the path distance from Theorem 4 may not need to be optimal, the condition on the number of paths cannot be reduced. Let us demonstrate that Theorem 4 does not hold if only two paths are prescribed, even if we assume arbitrary cyclic edge-connectivity and distance between the paths. Let H be a bipartite subcubic graph with partites M and N such that M contains exactly 18 vertices of degree 2 and a couple of vertices of degree 3, while N contains only vertices of degree 3. Partition the set of vertices of degree 2 into two sets $A = \{a_1, \dots, a_9\}$ and $B = \{b_1, \dots, b_9\}$ of size 9. Add new vertices x_i and y_i to H , for $i \in \{1, \dots, 7\}$. Add new edges a_1x_1 , a_8x_7 , a_9x_7 , b_1y_1 , b_8y_7 , b_9y_7 , and for $i \in \{1, \dots, 6\}$, add edges $a_{i+1}x_i$, $b_{i+1}y_i$, $x_{i+1}x_i$ and $y_{i+1}y_i$. Note that the resulting graph is cubic (see Figure 2).

Set $P_1 = x_1x_2 \cdots x_7$ and $P_2 = y_1y_2 \cdots y_7$. The edge-set of P_1 cannot be extended

into a 2-factor, because $\{x_1, x_2, \dots, x_7\} \cup N \cup \{y_1, y_3, y_5, y_7\}$ is an independent set of $G - E(P_1)$ containing more than half of the vertices. Similarly, the edge-set of P_2 cannot be extended into a 2-factor, because $\{y_1, y_2, \dots, y_7\} \cup N \cup \{x_1, x_3, x_5, x_7\}$ is an independent set of $G - E(P_2)$ containing more than half of the vertices. Note that the choice of H can be done so that the resulting graph is arbitrarily cyclically edge-connected, and P_1 and P_2 are in any arbitrary distance.

On the other hand, if the paths have fewer than 6 edges, then it is possible to prove analogous result to Theorem 4 even for two paths. We analyse the cases when $l = 3$ and $l = 4$ and provide the complete characterisation when none of these two paths can be extended into a 2-factor. The following theorem is a corollary of the case when $l = 4$.

Theorem 5. Let G be a cyclically 7-edge-connected cubic graph and let $v \in V(G)$. Then there exists a 2-factor of G such that v does not belong to its 7-circuit.

Theorem 5 can be viewed as a strongly weakened version of the conjecture of Jaeger and Swart [11]: we do not forbid circuits of all odd lengths, only of the length 7 and we forbid it only for the circuit passing through a given vertex v . Despite the apparent simplicity of Theorem 5, we are not aware of any significantly simpler approach to proving it than the one used in this paper. Moreover, we are not aware of any result that would imply a version of Theorem 5 where all occurrences of the number 7 is replaced by a larger integer.

The organisation of the paper is as follows. In Section 2 we prove Theorem 2 and Theorem 3. In Section 3 we prove Theorem 4. In Section 4 we deal with extensions of two paths of the length 3 and 4 into a 2-factor, and we prove Theorem 5.

2 Perfect matchings without preselected edges

For a graph G and a vertex $v \in V(G)$, let $\deg_G(v)$ denote the degree of v in G . For a set $W \subseteq V(G)$ let $\partial_G(W)$ denote the set of edges of G with exactly one end in W . For a subgraph H of a graph G , we abbreviate $\partial_G(V(H))$ to $\partial_G(H)$. Let $\text{oc}(G)$ denote the number of odd components of G . For two sets A and B , $A\Delta B$ denotes the *symmetric difference* of A and B , i. e. $A\Delta B = (A - B) \cup (B - A)$. Now we proceed with a proof of Theorem 2.

Proof of Theorem 2. If either of the conditions (i) and (ii) is satisfied, then $G - X$ admits no perfect matching. Therefore, we need to prove only the converse statement.

Let $G' = G - X$ and suppose that G' has no perfect matching. Due to Tutte's perfect matching theorem [8, Theorem 2.2.1] there is a vertex-set S , such that $\text{oc}(G' - S) > |S|$. Since G' has even number of vertices, we conclude that $\text{oc}(G' - S) - |S| \geq 2$. We choose S so that $\text{oc}(G' - S) - |S|$ is maximal and subject to this condition $|S|$ is maximal. We distinguish three cases.

Case 1: There exists a component H of $G' - S$ such that $G' - H$ is acyclic.

We prove that an isolated vertex can be produced by a series of LM operations. We prove the statement by induction. As the induction hypothesis is different from the statement of Theorem 2 we formulate the statement in a separate lemma.

Lemma 6. Let G' be a graph, let S be a subset of $V(G')$, and let H be a component of $G' - S$. Suppose that

- $G' - H$ is acyclic, and
- $\text{oc}(G' - S) - |S| \geq 2$.

Then an isolated vertex can be created in G' by a series of LM operations. Moreover, all such LM operations remove only vertices from $G' - H$ and the created isolated vertex is also from $G' - H$.

Proof. We proceed by induction on the number of vertices in G' .

We have $\text{oc}(G' - H - S) - |S| \geq 1$. Let D_1, D_2, \dots, D_c be the components of $G' - H$. Then

$$\sum_{i=1}^c (\text{oc}(D_i - S) - |D_i \cap S|) = \text{oc}(G' - H - S) - |S| \geq 1.$$

Therefore, there is a component D^* of $G' - H$ such that

$$\text{oc}(D^* - S) - |D^* \cap S| \geq 1. \quad (1)$$

If D^* is a single vertex, then by (1) this vertex is not in S . Then it is an isolated vertex in G' from $G' - H$, proving the lemma. Therefore, D^* has at least two vertices.

Let d_i be the number of vertices from $D^* \cap S$ of degree i in D^* . As D^* is a tree, the number of components of $D^* - S$ is at most $1 + \sum_{i=2}^d (i-1) \cdot d_i$. On the other

hand D^* has at least $2 + \sum_{i=3}^d (i-2) \cdot d_i$ leaves. Suppose, for the contradiction, that

all leaves of D^* are in S . Then $D^* \cap S$ has at least $2 + \sum_{i=2}^d (i-2) \cdot d_i + \sum_{i=2}^d d_i$ vertices. It follows that

$$\text{oc}(D^* - S) - |D^* \cap S| \leq \left(1 + \sum_{i=2}^d (i-1) \cdot d_i\right) - \left(2 + \sum_{i=2}^d (i-1) \cdot d_i\right) = -1,$$

which contradicts (1). Therefore $D^* - S$ contains a leaf v of D^* .

Let w be the neighbour of v . We set $G'' = G' - \{v, w\}$, $S' = S - \{w\}$ (note that S may not contain w) and $H' = H$. The prerequisites of the lemma are satisfied for G'' , S' and H' taken as G' , S and H , respectively. By the induction hypothesis we can create an isolated vertex by LM operations in G'' . On the other hand, we can create G'' from G' by an LM operation because $1 = \deg_{D^*}(v) = \deg_{G'}(v)$. \square

Case 2: The graph $G' - H'$ contains a circuit for every component H' of $G' - S$ and there exists at least one component H of $G' - S$ that contains a circuit.

Each of the graphs H and $G' - H$ contains a circuit, hence by the cyclic edge-connectivity assumption $|\partial_G(H)| \geq d - 1 + 2k$. For every other odd component H' of $G' - S$ we have $|\partial_G(H')| \geq d$ since G is d -regular (this holds even when $k = 0$, since if d is even, all such edge-cuts are even and if d is odd, then an edge-cut separating subgraphs with odd number of vertices must be odd). Let \mathcal{H} be the set consisting of odd components of $G' - S$ and H . It follows that

$$\sum_{H' \in \mathcal{H}} |\partial_G(H')| \geq d \cdot (\text{oc}(G' - S) - 1) + d - 1 + 2k.$$

This translates to

$$\sum_{H' \in \mathcal{H}} |\partial_{G'}(H')| \geq d \cdot (\text{oc}(G' - S) - 1) + d - 1 + 2k - 2(d - 1 + k).$$

Since all these edges have the second end-vertex in S and $|\partial_{G'}(S)| \leq d|S|$, it follows that

$$d \cdot \text{oc}(G' - S) - 2d + 1 \leq d|S|.$$

Thus $\text{oc}(G' - S) < |S| + 2$, which contradicts $\text{oc}(G' - S) - |S| \geq 2$.

Case 3: The graph $G' - H'$ contains a circuit for every component H' of $G' - S$ and each component of $G' - S$ is a tree.

Suppose first that one of the components of $G' - S$, say H , contains more than one vertex, and let w be a neighbour of a leaf u of H . Let $S' = S \cup \{w\}$. If H is even, then $\text{oc}(G' - S') \geq \text{oc}(G' - S) + 1$, since at least one new odd component is created (the one that contains u). If H is odd, then again $\text{oc}(G' - S') \geq \text{oc}(G' - S) + 1$, because at least two new odd components are created (one of them contains u , the other one exists since $|H - \{u, w\}|$ is odd). If $\text{oc}(G' - S') \geq \text{oc}(G' - S) + 2$, then we obtain a contradiction with the maximality of $\text{oc}(G' - S) - |S|$. Otherwise, we obtain a contradiction with the maximality of $|S|$.

Suppose now that each component of $G' - S$ is an isolated vertex. Since $|S| < \text{oc}(G' - S)$, the vertices from $G' - S$ form an independent set containing more than half of the vertices of G' , satisfying the condition (ii) of the theorem.

We are left to prove that the set S induces at most $k - 1$ edges. Since $\text{oc}(G' - S) - |S| \geq 2$, it follows that

$$\sum_{v \in G' - S} \deg_{G'}(v) = d \cdot \text{oc}(G' - S) \geq 2d + d|S|.$$

In G' , this is

$$\sum_{v \in G' - S} \deg_{G'}(v) \geq 2d + d|S| - 2(d - 1 + k),$$

and all these edges have the second end-vertex in S . Suppose for the contrary, that the vertices of S induce at least k edges. Then $|\partial_{G'}(S)| \leq d|S| - 2k$. Combining the last two inequalities we conclude

$$2d + d|S| - 2(d - 1 + k) \leq d|S| - 2k,$$

a contradiction. □

We finish the section by proving Theorem 3.

Proof of Theorem 3. If either of the conditions (a) and (b) is satisfied, then $G - X$ admits no perfect matching. Therefore, we need to prove only the converse statement.

Suppose that $G - X$ has no perfect matching. According to Theorem 2, either we create an isolated vertex in $G - X$ by a series of LM operations or $G - X$ is bipartite and edges from X are incident with vertices from the same partite. If the latter one occurs, we are done. Therefore, we may assume that an isolated vertex is created by a series of LM operations in $G - X$. Suppose that we have obtained an isolated vertex after s LM operations. Let v_i be a vertex of degree 1 that we remove during an i -th LM operation. Let w_i be a neighbour of v_i that is deleted together with v_i during the i -th LM operation. Let $V_i = \bigcup_{j=1}^i \{v_j\}$, $W_i = \bigcup_{j=1}^i \{w_j\}$ and $U_i = V_i \cup W_i$.

If $s = 0$, then $G - X$ contains an isolated vertex, and the condition (a) holds. Assume that $s = 1$. Note that in order to create a vertex of degree 1 in $G - X$, exactly $d - 1$ edges of X must be incident with the vertex v_1 . Since $s = 1$, deleting U_1 from $G - X$ results in a graph that contains an isolated vertex u . Thus either every edge incident with u has the second end-vertex in U_1 , or there is exactly one edge $e = uu'$ incident with u that does not have the second end-vertex in U_1 and $e \in X$. In the former case, since $|\partial_G(U_1)| \leq 2d - 2$, $|\partial_G(U_1 \cup \{u\})| \leq d - 2$, we obtain a contradiction with the cyclic edge-connectivity of G . In the latter case, $|\partial_G(U_1 \cup \{u\})| \leq (2d - 2) - (d - 1) + 1 = d$. If $|\partial_G(U_1 \cup \{u\})| \leq d - 1$ or if $|V(G) - U_1 - \{u\}| \geq 2$, then we again obtain a contradiction with the cyclic edge-connectivity of G . Thus $|\partial_G(U_1 \cup \{u\})| = d$ and $|V(G) - U_1 - \{u\}| = 1$. It follows that $V(G) = \{v_1, w_1, u, u'\}$. Note that e must be the only edge between u and u' , since u is an isolated vertex in $(G - X) - U_1$. Thus, $|\partial_G(\{u, u'\})| = 2d - 2$, and since G is d -regular there exists exactly one edge between v_1 and w_1 , and it does not belong to X . Since v_1 is a vertex of degree 1 in $G - X$, it follows that every other edge incident with v_1 is from X and has an end-vertex in $\{u, u'\}$. Therefore $G - X$ is a bipartite graph with partites $\{w_1\}$ and $\{v_1, u, u'\}$. Moreover, no edge from X is incident with w_1 , implying the condition (b) of the theorem. Thus we may assume that $s \geq 2$.

Under these assumptions we prove the following lemma by induction.

Lemma 7. Let G be a d -regular cyclically $(d + 1)$ -edge-connected graph of even order. Let X be a set of d edges of G . Assume that a first isolated vertex in $G - X$ is created after s LM operations, where $s \geq 2$. Then

- (i) every edge of X is incident with a vertex of V_2 ,
- (ii) $|\partial_G(U_t)| \leq 2d$ for each $2 \leq t \leq s$, and $|\partial_G(U_1)| \leq 2d - 2$, and
- (iii) the edges incident with the vertices of V_t in G either belong to X or they connect a vertex of V_t with a vertex of W_t , for each $1 \leq t \leq s$.

Proof of Lemma 7. First we prove (i), the second part of (ii) and (iii) for $t = 1$. Note that the latter one is obvious, because w_1 is the only neighbour of v_1 in $G - X$. Since $s \geq 2$, in order to obtain an isolated vertex after two LM operations, there must be exactly $d - 1$ edges of X incident with v_1 . As there is an edge connecting v_1 and w_1 in G , $|\partial_G(U_1)| \leq 2d - 2$, implying the second part of (ii). Let e be the edge of X that is not incident with v_1 . Assume to the contrary with (i) that e is not incident with v_2 . Since v_2 is a vertex of degree 1 after the first LM operation in $G - X$, exactly $d - 1$ edges incident with v_2 have the other end-vertex in U_1 . Since the remaining edge incident with v_2 has w_2 as the other end-vertex, $|\partial_G(U_1 \cup \{v_2\})| \leq (2d - 2) - (d - 1) + 1 = d$. This is a contradiction with the cyclic edge-connectivity of G , because each side of the edge-cut has at least two vertices - one side being $U_1 \cup \{v_2\}$ and the other side containing w_2 and a resulting isolated vertex.

We prove the first part of (ii) and (iii) by induction on t . For the basis of induction, let $t = 2$. Recall that v_2 is a vertex of degree 1 in $(G - X) - U_1$ and e is incident with v_2 . Let us count $|\partial_G(U_2)|$. There are at most $2d - 2$ edges in $\partial_G(U_1)$, at least $d - 2$ out of these are incident with v_2 . As G has an edge between v_2 and w_2 , there is at most one edge in $\partial_G(U_2)$ incident with v_2 and at most $d - 1$ edges in $\partial_G(U_2)$ incident with w_2 . We conclude that $|\partial_G(U_2)| \leq (2d - 2) - (d - 2) + 1 + (d - 1) = 2d$, and (ii) holds. Moreover, every edge incident with a vertex of V_2 either belongs to X or is incident with a vertex of W_2 as requested by (iii).

For the induction step, let us assume that the lemma holds for every $j < t$, we are going to prove it for t . Let us count $|\partial_G(U_t)|$. There are at most $2d$ edges in $\partial_G(U_{t-1})$, out of these exactly $d - 1$ are incident with v_t . There are at most $d - 1$ edges incident

with w_t that are not incident with v_t . Therefore $|\partial_G(U_t)| \leq 2d - (d - 1) + (d - 1)$, which proves (ii).

To prove (iii), we only need to prove the statement for the edges incident with v_t . Since v_t is a vertex of degree 1 in $(G - X) - U_{t-1}$, and $v_t w_t \in E(G)$, every edge incident with v_t has the other end-vertex in $V_{t-1} \cup W_t$. Suppose that there is an edge $v_t v_j$ for some $1 \leq j \leq t - 1$. But the vertex v_j is adjacent only with the vertices of W_j or incident with edges from X by the induction hypothesis. This is a contradiction, and hence every edge incident with v_t has the other end-vertex in W_t and (iii) holds as well. \square

We are ready to finish the proof of Theorem 3. Let u be a first isolated vertex, which is created after s steps of LM operations, where $s \geq 2$. By Lemma 7 (ii), $|\partial_G(U_s)| \leq 2d$. Thus d out of these $2d$ edges are incident with u . Since G is cyclically $(d + 1)$ -edge-connected, the other d edges must be adjacent to a single vertex, say u_2 , which is another isolated vertex of $(G - X) - U_s$. In this case, $G - X$ has an independent set A containing more than half of the vertices of G , namely $V_s \cup \{u, u_2\}$. Theorem 2 with $k = 1$ implies that $G - X$ is bipartite with partites A , and $B = G - A$. Note that $|A| \geq |B| + 2$, since $|V(G)|$ is even.

It remains to prove that the edges from X have both ends in A . Suppose to the contrary that at most $d - 1$ edges of X have both ends in A . Then $|\partial_G(A)| \geq d(|B| + 2) - 2(d - 1)$. On the other hand, $|\partial_G(A)| \leq d|B|$. The two inequalities imply that $0 \geq 2$, which is a contradiction. Thus (b) holds for $s \geq 2$ as well. This concludes the proof of the theorem. \square

3 Paths contained in 2-factors

Let G be a cubic graph. Let $P = p_0 p_1 \cdots p_m$ be a path of G of length m , $m \geq 3$. Assume that G is cyclically $(2m - 1)$ -edge-connected. This, up to several small graphs that do not have a cycle-separating edge-cut, implies that G has no circuit of length less than $2m - 1$. Here, K_2^3 is a cubic graph on two vertices and three parallel edges.

Lemma 8. [14, Proposition 1] A cyclically c -edge connected cubic graph G contains no circuit of length less than c unless G is isomorphic to K_2^3 , K_4 or $K_{3,3}$.

Our goal is to extend P to a 2-factor. In K_2^3 , K_4 or $K_{3,3}$ it is possible to extend every path into a 2-factor. Thus assume that G is not isomorphic to any of these graphs. Further, assume that P cannot be extended to a 2-factor of G , hence $G - E(P)$ does not admit a perfect matching. According to Theorem 2 applied with $k = m - 2$ a series of LM operations in $G - E(P)$ produces an isolated vertex or $G - E(P)$ has an independent set containing more than half of the vertices.

The only vertices of degree 1 in $G - E(P)$ are p_1, \dots, p_{m-1} . Let p'_1, \dots, p'_{m-1} be the neighbours of p_1, \dots, p_{m-1} outside P , respectively. These vertices are all distinct, otherwise G would have a circuit of length at most m , contradicting Lemma 8. We perform LM operations removing vertices p_i and p'_i , for $i \in \{1, \dots, m - 1\}$. If a vertex p'' of degree at most 1 is created, this would imply that G has a circuit of length at most $m + 2$, which is less than $2m - 1$ when $m > 3$, contradicting Lemma 8. Thus no further LM operation can be performed since there are no further vertices of degree 1. Therefore the condition (i) of Theorem 2 does not occur in this case. Theorem 2 (ii) implies that there exists a large independent set $I(P)$ in $G - E(P)$. If $m = 3$, then instead of using Theorem 2, we use Theorem 3. In both cases the following holds.

Lemma 9. Let $m \geq 3$, and let G be a cyclically $(2m - 1)$ -edge-connected cubic graph. Let P be a path of length m in G . Assume that $G - E(P)$ has no perfect matching. Then $G - E(P)$ has an independent set containing more than half of the vertices.

In what follows we describe how to recognise this situation using signed graphs.

A *signed graph* (G, Σ) is a graph G whose edges are equipped with a positive or a negative sign. The set Σ is the set of *negative edges*, while $E(G) - \Sigma$ is the set of *positive* ones. The *switching* at a vertex v of G is inverting the sign of every edge incident with v . Two signed graphs (G, Σ_1) and (G, Σ_2) are *equivalent* if (G, Σ_1) can be obtained from (G, Σ_2) by a series of switchings. According to Zaslavsky [21], two signed graphs (G, Σ_1) and (G, Σ_2) are equivalent if and only if the symmetric difference $\Sigma_1 \Delta \Sigma_2$ is an edge-cut of G .

Let $I(P)$ be an independent set of vertices in $G - E(P)$ of size greater than $|V(G)|/2$ and among all such sets choose one that has biggest intersection with P . Assume that there is i , $0 < i < m$, such that p_i is not in $I(P)$. Let q_i be the neighbour of p_i that is not in $\{p_{i-1}, p_{i+1}\}$. If $q_i \notin I(P)$, then we can add p_i to $I(P)$, contradicting the choice of $I(P)$. If $q_i \in I(P)$, then we add p_i to $I(P)$ and remove q_i from $I(P)$. Note that due to cyclic edge-connectivity, $q_i \neq p_j$ for any $j \in \{0, \dots, m\}$, which contradicts the choice of $I(P)$. Thus, p_i is in $I(P)$, for each $i \in \{1, \dots, m-1\}$.

The set of edges $Y(P)$ is defined as a union of all edges induced by $V(G) - I(P)$ and all edges of P between two vertices of $I(P)$ (thus all inner edges of P are in $Y(P)$). Note that $G - Y(P)$ is bipartite with partites $I(P)$ and $V(G) - I(P)$. The edges of $Y(P) \cap E(P)$ have both end-vertices in $I(P)$, while the edges of $Y(P) - E(P)$ have both end-vertices in $V(G) - I(P)$. Let $(G, Y(P))$ be a signed graph. Switch at the vertices of $I(P)$ and note that the resulting graph has only negative edges. Thus $(G, Y(P))$ is equivalent with $(G, E(G))$. In summary, if the path P cannot be extended to a 2-factor of G , then $(G, Y(P))$ is equivalent to an all-negative signed graph.

Let P and Q be two paths of G such that none of them can be extended into a 2-factor of G . Then $(G, Y(P))$ and $(G, Y(Q))$ are both equivalent to $(G, E(G))$ and thus they are equivalent. Therefore, according to Zaslavsky [21], there is a partition of $V(G)$ into V_1 and V_2 such that $E(V_1, V_2) = Y(P) \Delta Y(Q)$, where $E(V_1, V_2) = \{v_1 v_2 \in E(G) \mid v_1 \in V_1, v_2 \in V_2\}$.

The following lemma thus holds not only if $m \geq 4$ but even for $m = 3$ as we can use Theorem 3 instead of Theorem 2.

Lemma 10. Let $m \geq 3$ and let G be a cyclically $(2m - 1)$ -edge-connected cubic graph. Let P and Q be two paths of length m in G such that none of them can be extended into a 2-factor of G . Then there is a partition of $V(G)$ into V_1 and V_2 such that $E(V_1, V_2) = Y(P) \Delta Y(Q)$.

Assuming even higher cyclic edge-connectivity of G , only one of the components of $G - E(V_1, V_2)$ contains a cycle. This observation is used in proofs of the remaining theorems. We proceed by proving Theorem 4.

Proof of Theorem 4. By Theorem 1, the result follows for $l \leq 2$. Moreover, if $G \in \{K_2^3, K_4, K_{3,3}\}$, then the theorem holds. Thus for the rest of the proof, we assume that $l \geq 3$ and that $G \notin \{K_2^3, K_4, K_{3,3}\}$. This allows us to use Lemma 8 freely, and apply Lemmas 9 and 10, because $4l - 5 \geq 2l - 1$.

Assume for the contrary that none of P_1 , P_2 , and P_3 can be extended into a 2-factor of G . Then by Lemma 9, $G - E(P_i)$ has an independent set containing more than half of the vertices, for $i \in \{1, 2, 3\}$.

Let $e \in E(G)$ and let P be a path of G . We say that e is *close to P* (*distant from P* , respectively) if the distance of e from P is at most $4l - 9$ (at least $4l - 8$, respectively). Since the distance between any two paths from the theorem statement is at least $8l - 16$, we have the following claim.

Claim 1. No edge of G is close to both P_i and P_j where $i, j \in \{1, 2, 3\}$ and $i \neq j$.

For each path P_i , $i \in \{1, 2, 3\}$, we partition the edges of $Y(P_i)$ into three subsets:

- B_i are edges of P_i ,
- C_i are edges close to P_i that do not belong to B_i , and
- D_i are edges distant from P_i .

Due to the definition of $Y(P_i)$, B_i , C_i and D_i , the following holds.

Claim 2. No edge from B_i is adjacent to an edge from $C_i \cup D_i$, for each $i \in \{1, 2, 3\}$.

The definition of $I(P_i)$ implies the following.

Claim 3. $|B_i| \in \{l - 2, l - 1, l\}$, for $i \in \{1, 2, 3\}$.

According to the last part of Theorem 2 where $d = 3$ and $k = l - 2$ (or according to Theorem 3 for $l = 3$), there are at most $k - 1 = l - 3$ edges of $Y(P_i)$ that are not path edges. Therefore the following holds.

Claim 4. $|C_i \cup D_i| \leq l - 3$.

Without loss of generality, suppose that P_1 is a path out of $\{P_1, P_2, P_3\}$ with the minimum number of distant edges. By Claim 1, no edge is close to both P_2 and P_3 . Thus, without loss of generality, we may assume that at most $|D_1|/2$ edges of D_1 are close to P_2 , and denote these edges by D'_1 . According to Claim 4 and the choice of P_1 , $|C_2| = |C_2 \cup D_2| - |D_2| \leq (l - 3) - |D_1|$. Since $2|D'_1| \leq |D_1|$ by the choice of P_2 , we obtain

$$2 \cdot |D'_1| + |C_2| \leq l - 3. \quad (2)$$

We are going to show that $|B_2| \leq 2 \cdot |D'_1| + |C_2|$, which will be a contradiction with (2) by Claim 3.

Since none of P_1 and P_2 can be extended into a 2-factor of G , signed graphs $(G, Y(P_1))$ and $(G, Y(P_2))$ are both equivalent to the signed graph $(G, E(G))$, and thus they are equivalent to each other. Therefore, according to Lemma 10 there is a partition of $V(G)$ into (V_1, V_2) such that $E(V_1, V_2) = Y(P_1) \Delta Y(P_2)$. By Claim 3 and Claim 4, $|E(V_1, V_2)| = |Y(P_1) \Delta Y(P_2)| \leq |Y(P_1)| + |Y(P_2)| \leq |B_1| + |C_1 \cup D_1| + |B_2| + |C_2 \cup D_2| \leq l + (l - 3) + l + (l - 3) = 4l - 6$.

Claim 5. $|E(V_1, V_2)| \leq 4l - 6$.

Due to the small size of $E(V_1, V_2)$ and the condition on the cyclic edge-connectivity of G , the components of $G - E(V_1, V_2)$ are mostly acyclic.

Claim 6. There exists exactly one component of $G - E(V_1, V_2)$ that is cyclic.

Proof of Claim 6. By Claim 5, $|E(V_1, V_2)| \leq 4l - 6$. Since G is cyclically $(4l - 5)$ -edge-connected, at most one of the components of $G - E(V_1, V_2)$, may contain a cycle. Let us show that $G - E(V_1, V_2)$ contains a cyclic component. Assume for the contradiction that $G - E(V_1, V_2)$ is acyclic. But then each part of the cut contains at most $4l - 8$ vertices and thus G at most $8l - 16$ vertices. This contradicts with the fact that the distance between P_1 and P_2 is at least $8l - 16$. \square

We denote the cyclic component of $G - E(V_1, V_2)$ by H . Let $W \subseteq V(G) - V(H)$. Let $E^+(W)$ denote the union of $\partial_G(W)$ with the set of edges induced by W in G . If S is an induced subgraph of G , then we abbreviate $E^+(V(S))$ to $E^+(S)$.

Claim 7. Let $W \subseteq V(G) - V(H)$. If $\partial_G(W) \subseteq E(V_1, V_2)$, then $E^+(W)$ induces an acyclic graph.

Proof of Claim 7. By Claim 5, $|\partial_G(H)| \leq 4l - 6$. Since G is cyclically $(4l - 5)$ -edge-connected, any subgraph of $G - V(H)$ is acyclic. Thus the graph induced by W is also acyclic. Suppose that $E^+(W)$ induces a cycle C . Then for each edge $e \in \partial_G(W) \cap C$ there is another edge $f \in \partial_G(W) \cap C$ such that e and f are incident with a common vertex w from $V(G) - W$. Note that no cycle of H contains w , since either $w \notin H$ or w is a vertex of degree 1 in H . Thus $|\partial_G(W \cup V(C))| \leq |\partial_G(W)| \leq |E(V_1, V_2)| \leq 4l - 6$, and $\partial_G(W \cup V(C))$ separates C from the cycle of H , which is a contradiction with the cyclic edge-connectivity of G . \square

As H is a component of $G - E(V_1, V_2)$, H is an induced subgraph, which together with Claim 7 implies the following.

Claim 8. Each edge from $E(G)$ is either in $E(H)$ or in exactly one set $E^+(S)$, where S is an acyclic component of $G - V(H)$.

To bound $|B_2|$ from above, we are going to distinguish whether an edge of B_2 belongs to $E(H)$ or to $E^+(S)$ for some acyclic component S of $G - V(H)$. First consider the edges of H . For each $e \in B_2 \cap E(H)$, $e \notin E(V_1, V_2)$, and thus $e \notin Y(P_1)\Delta Y(P_2)$. Therefore, as $e \in Y(P_2)$, we have $e \in Y(P_1)$. According to Claim 1 and the definition of D'_1 , $e \in D'_1$, and

$$|B_2 \cap E(H)| \leq |D'_1 \cap E(H)|. \quad (3)$$

Assume now that S is an (acyclic) component of $G - V(H)$. Due to the definition of H , all vertices of H belong either to V_1 or to V_2 . Note that the edges of $\partial_G(S)$ have one end in S and one end in H . Hence $\partial_G(S) \subseteq E(V_1, V_2) = Y(P_1)\Delta Y(P_2)$ and all vertices of S incident with an edge from $\partial_G(S)$ belong either to V_1 or to V_2 . The following lemma bounds the number of edges in $|B_2 \cap E^+(S)|$.

Lemma 11. Let T be an induced subtree of $G - V(H)$ such that $\partial_G(T) \subseteq Y(P_1)\Delta Y(P_2)$. Assume further that all vertices of T incident with edges from $\partial_G(T)$ belong either to V_1 or to V_2 . Then $|B_2 \cap E^+(T)| \leq 2|D'_1 \cap E^+(T)| + |C_2 \cap E^+(T)|$.

Proof of Lemma 11. The proof is by complete induction on $|E(T) \cap (Y(P_1)\Delta Y(P_2))|$.

If $|B_2 \cap E^+(T)| = 0$, then the lemma holds. Assume for the rest of the proof that $|B_2 \cap E^+(T)| \geq 1$.

By the assumption of the lemma and by Claim 5, $|\partial_G(T)| \leq |Y(P_1)\Delta Y(P_2)| = |E(V_1, V_2)| \leq 4l - 6$. Thus T has at most $4l - 8$ vertices and the edges of $E^+(T)$ are close to P_2 . By Claim 1, they are distant from P_1 . Thus if an edge from $E^+(T)$ belongs to $Y(P_1)$, then it must be from D'_1 . On the other hand, if an edge from $E^+(T)$ belongs to $Y(P_2)$, then it is either from B_2 or from C_2 .

If T is an isolated vertex, then either $|\partial_G(T) \cap B_2| = 1$ or $|\partial_G(T) \cap B_2| = 2$. Let $e \in \partial_G(T) - B_2$. By Claim 2, $e \notin C_2 \cup D_2$. Thus, $e \in Y(P_1)$, and hence $e \in D'_1$. Therefore,

$$|B_2 \cap E^+(T)| \leq 2|D'_1 \cap E^+(T)|$$

and the lemma holds.

Assume for the rest of the proof that T is not an isolated vertex. If $|\partial_G(T)| \geq 2l$, then since $|B_2| \leq l$, the following holds.

$$|B_2 \cap \partial_G(T)| \leq |D'_1 \cap \partial_G(T)| + |C_2 \cap \partial_G(T)|. \quad (4)$$

If, on the other hand, $|\partial_G(T)| < 2l$, then $E(P_2) \cap E^+(T)$ induces a connected graph in G . Indeed, if $P_2 \cap E^+(T)$ induces a graph with two components there exists a subpath Q of P_2 of length at most l that connects two vertices of T and for which $E(Q) \cap E(T) = \emptyset$. As T is connected, endvertices of Q can be connected by a path Q' in T . Since $|\partial_G(T)| < 2l$ and T is a tree, $|V(T)| < 2l - 2$ and Q' has at most $2l - 4$ edges. The paths Q and Q' form a cycle of total length at most $3l - 4$. As G is cyclically $(4l - 5)$ -edge-connected, this contradicts Lemma 8. Thus $E(P_2) \cap E^+(T)$ induces a connected graph in G . By Claim 7, $E^+(T)$ is acyclic, hence $|B_2 \cap \partial_G(T)| \leq 2$. But $|\partial_G(T) - B_2| \geq 2$ as T is not an isolated vertex. Thus the inequality (4) holds.

Let T_0 be a union of such components of $T - (Y(P_1)\Delta Y(P_2))$ that contain a vertex of T that is incident with an edge from $\partial_G(T)$. Recall that the vertices of T incident with an edge from $\partial_G(T)$ all belong either to V_1 or to V_2 , say V_1 . Thus the same holds for the vertices of T_0 that are incident with $\partial_G(T)$. Therefore all vertices of T_0 must also belong to V_1 , and so T_0 is an induced subgraph of G . Hence if $e \in E(T_0) \cap B_2$, then $e \in Y(P_1)$ and so $e \in D'_1$. Thus

$$|B_2 \cap E(T_0)| \leq |D'_1 \cap E(T_0)|. \quad (5)$$

Consider a component T' of $T - V(T_0)$. Let us show that T' satisfies the conditions of this lemma. It is easy to see that T' is an induced subtree of $G - V(H)$. By the definition of T_0 , $\partial_G(T') \subseteq Y(P_1)\Delta Y(P_2)$ and all edges of $\partial_G(T')$ must have one end-vertex in T_0 and the other end-vertex in T' . Since the first one belongs to V_1 , the second one must be in V_2 . Since T' does not contain $\partial_G(T')$, $|E(T') \cap (Y(P_1)\Delta Y(P_2))| < |E(T) \cap (Y(P_1)\Delta Y(P_2))|$. Applying induction to T' ,

$$|B_2 \cap E^+(T')| \leq 2|D'_1 \cap E^+(T')| + |C_2 \cap E^+(T')|. \quad (6)$$

The inequalities (4), (5), together with the inequality (6) applied to each component T' of $T - V(T_0)$ imply the statement of the lemma. \square

By Claim 8, it follows from (3) and from Lemma 11 that $|B_2| \leq 2|D'_1| + |C_2|$. This is a contradiction with (2) by Claim 3, which concludes the proof of the theorem. \square

4 On 3-paths and 4-paths

Lemma 12. Let G be a graph, let $A, B \subseteq E(G)$ such that $G - A$ and $G - B$ are bipartite with partites V_1^A, V_2^A and V_1^B, V_2^B , respectively. Moreover, assume that the endpoints of each edge of A belong to the same partite of $G - A$ and the endpoints of each edge of B belong to the same partite of $G - B$. Then there exists a partition of $V(G)$ into V_1 and V_2 (one of the sets may be empty) such that

1. $E(V_1, V_2) = A\Delta B$, and
2. $V_1^B = V_1^A\Delta V_1 = V_2^A\Delta V_2$ and $V_2^B = V_2^A\Delta V_1 = V_1^A\Delta V_2$.

Proof. Let us consider the signed graphs (G, A) and (G, B) . Note that switching at vertices of V_1^A in (G, A) results in an all-negative signed graph $(G, E(G))$. Similarly, (G, B) can be switched to $(G, E(G))$, and hence (G, A) and (G, B) are equivalent.

Thus we can obtain (G, B) from (G, A) by switching at the vertices $V_1^A \Delta V_1^B$. Let $V_1 = V_1^A \Delta V_1^B$ and $V_2 = V(G) - V_1 (= V_2^A \Delta V_1^B)$. As $V_1^A \Delta V_1^B = V_2^A \Delta V_2^B$ and $V_2^A \Delta V_1^B = V_1^A \Delta V_2^B$ the statement 2 of this lemma holds.

Note that $E(V_1, V_2) = \partial_G(V_1) = \partial_G(V_1^A \Delta V_1^B) = \partial_G(V_1^A) \Delta \partial(V_1^B)$. Since switching at all vertices of a set W changes signs exactly of the edges in $\partial(W)$, from the fact that switching at V_1^A in (G, A) produces $(G, E(G))$ and switching at V_1^B in (G, B) produces $(G, E(G))$ we derive $A \Delta \partial_G(V_1^A) = E(G) = B \Delta \partial_G(V_1^B)$ and thus $\partial_G(V_1^A) \Delta \partial_G(V_1^B) = A \Delta B$ which concludes the proof of the statement 1 of this lemma. \square

Let G be a graph and let $P_1 = v_1 v_2 v_3 v_4$ and $P_2 = w_1 w_2 w_3 w_4$ be two paths of G of length 3. We say that P_1 and P_2 are in the *position* \mathcal{P}_1 if $v_2 v_3 = w_2 w_3$, $|\{v_1, v_4, w_1, w_4\}| = 4$, and $G - \{v_2, v_3\}$ admits a proper (vertex) 2-colouring c such that $c(v_1) = c(v_4) \neq c(w_1) = c(w_4)$. This position is depicted on the top of Figure 3.

Theorem 13. Let G be a cyclically 5-edge-connected cubic graph and let P_1 and P_2 be two distinct paths of G of length 3. Then there is a 2-factor of G that contains P_1 or P_2 if and only if P_1 and P_2 are not in the position \mathcal{P}_1 .

Proof. If $G \in \{K_2^3, K_4, K_{3,3}\}$, then the theorem holds. Thus we assume that $G \notin \{K_2^3, K_4, K_{3,3}\}$, and we can use Lemma 8 without considering these exceptions. Let $i \in \{1, 2\}$. Suppose that P_i cannot be extended into a 2-factor of G . Equivalently, $G - E(P_i)$ has no perfect matching. By Theorem 3, $G - E(P_i)$ is bipartite and edges from $E(P_i)$ are incident with vertices from the same partite. Let p_i be an edge of P_i incident with an end-vertex of P_i , and let q_i be an edge of $G - E(P_i)$ that is incident with the central vertex of $P_i - p_i$. Note that $G - \{p_i, q_i\}$ is bipartite. Moreover, there are two choices how to choose p_1 and q_1 thus we may assume that $\{p_1, q_1\} \neq \{p_2, q_2\}$.

By the first statement of Lemma 12, $\{p_1, q_1\} \Delta \{p_2, q_2\}$ is an edge-cut of G . Since G is cyclically 5-edge-connected and cubic, $|\{p_1, q_1\} \Delta \{p_2, q_2\}| \neq 2$. Thus, $\{p_1, q_1\} \Delta \{p_2, q_2\}$ is a 4-edge-cut, and, again by cyclic edge-connectivity, one side of the edge-cut $\{p_1, q_1\} \Delta \{p_2, q_2\}$ induces an edge, which we denote by e .

The edges p_i and q_i are not adjacent, because G does not contain any triangle according to Lemma 8. Again by Lemma 8, G has no 4-circuit and therefore, e is the only edge that is neighbour of p_i and q_i both. Thus $e \in P_i$.

If p_1 is adjacent to q_2 , then p_2 is adjacent to q_1 . It follows that $P_1 = P_2$, which contradicts that P_1 and P_2 are distinct. Thus p_1 is adjacent to p_2 , q_1 is adjacent to q_2 , and $E(P_i) = \{p_i, e, q_{3-i}\}$, for $i \in \{1, 2\}$. Let $P_1 = v_1 v_2 v_3 v_4$, $P_2 = w_1 w_2 w_3 w_4$ with the notation chosen in such a way that $p_1 = v_1 v_2$ and $p_2 = w_1 w_2$ (and thus $q_1 = w_3 w_4$ and $q_2 = v_3 v_4$).

Denote the partites of $G - \{p_1, q_1\}$ by $V_1^{P_1}$ and $V_2^{P_1}$ in such a way that $v_1 \in V_1^{P_1}$. Denote the partites of $G - \{p_2, q_2\}$ by $V_1^{P_2}$ and $V_2^{P_2}$ in such a way that $v_1 \in V_1^{P_2}$. Let V_1 and V_2 be a partition of $V(G)$ guaranteed by Lemma 12. Thus $E(V_1, V_2) = \{p_1, q_1, p_2, q_2\}$ is an edge-cut of G . Since $v_1 \in V_1^{P_1} \cap V_1^{P_2}$, the second statement of Lemma 12 implies that $v_1 \in V_2$. Therefore $V_1 = \{v_2, v_3\}$, $V_1^{P_1} = V_1^{P_2} \Delta \{v_2, v_3\}$ and $V_2^{P_1} = V_2^{P_2} \Delta \{v_2, v_3\}$.

Thus $v_1 \in V_1^{P_1} \cap V_1^{P_2}$ implies that $v_2 \in V_1^{P_1} \cap V_2^{P_2}$, $w_1 \in V_2^{P_1} \cap V_2^{P_2}$, $v_3 \in V_2^{P_1} \cap V_1^{P_2}$, $v_4 \in V_1^{P_1} \cap V_1^{P_2}$, and $w_4 \in V_2^{P_1} \cap V_2^{P_2}$. We define a proper vertex 2-colouring of $G - \{v_2, v_3\}$. Colour the vertices of $V_1^{P_1} - \{v_2\}$ with white and vertices of $V_2^{P_1} - \{v_3\}$ with black. For this colouring c we have $c(v_1) = c(v_4) \neq c(w_1) = c(w_4)$. Thus P_1 and P_2 are in the position \mathcal{P}_1 .

For the converse, suppose that P_1 and P_2 are in the described position, and let $i \in \{1, 2\}$. Then the vertices of the colour used for end-vertices of P_i together with the end-vertices of e form a large independent set satisfying Theorem 3 (b) for P_i .

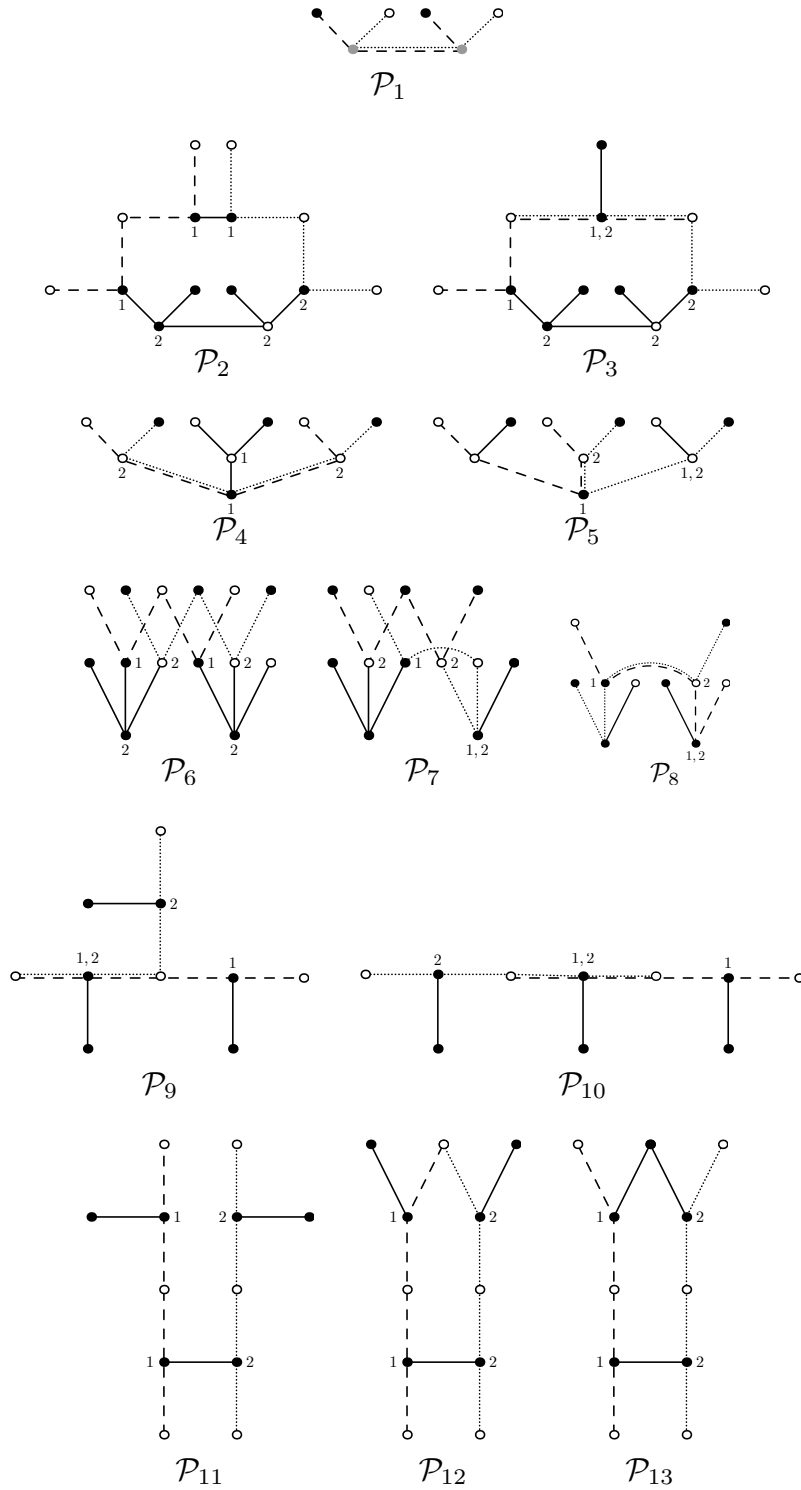


Figure 3: Positions $\mathcal{P}_1, \mathcal{P}_2, \dots, \mathcal{P}_{13}$ of paths related to Theorems 13 and 14. The respective paths are depicted by dashed and dotted lines.

Thus, there is no perfect matching avoiding P_i , and consequently, P_i does not belong to any 2-factor. \square

Let G be a graph and let P_1 and P_2 be two paths of G of length 4. We say that P_1 and P_2 are in the *position* \mathcal{P}_j , for $j \in \{2, 3, 4, 5, 6, 7, 8\}$, if their positions correspond to the respective part of Figure 3 and G admits a (vertex) 2-colouring that is proper except of three monochromatic edges depicted on the figure. The paths are depicted by dashed and dotted lines and all the displayed vertices are distinct.

Theorem 14. Let G be a cyclically 7-edge-connected cubic graph and let P_1 and P_2 be two paths of G of length 4. Then there is a 2-factor of G that contains P_1 or P_2 if and only if

- there is a 2-factor containing all the edges in $E(P_1) \cap E(P_2)$ (this is always true if $|E(P_1) \cap E(P_2)| \leq 2$), and
- for each two subpaths P'_1 of P_1 and P'_2 of P_2 , both on 3 edges, P'_1 and P'_2 are not in the position \mathcal{P}_1 , and
- the paths P_1 and P_2 are not in position \mathcal{P}_i for each $i \in \{2, 3, \dots, 13\}$.

Proof. If $G \in \{K_2^3, K_4, K_{3,3}\}$, then the theorem holds. Thus we assume that $G \notin \{K_2^3, K_4, K_{3,3}\}$, and we can use Lemma 8 without considering these exceptions. Let $i \in \{1, 2\}$. Suppose first that P_i cannot be extended into a 2-factor of G . Equivalently, $G - E(P_i)$ has no perfect matching. By Lemma 9, $G - E(P_i)$ has an independent set containing more than half of the vertices. Let $I(P_i)$ be defined in the same way as in Section 3; it is an independent set in $G - E(P_i)$ that contains more than half of the vertices and that has maximum intersection with $V(P_i)$ among all such sets. Due to this definition all inner vertices of P_i belong to $I(P_i)$. Let us show that at least one end-vertex of P_i also belongs to $I(P_i)$.

Let $J(P_i) := V(G) - I(P_i)$, and let s (t , respectively) be the number of edges in G induced by $I(P_i)$ ($J(P_i)$, respectively). Note that $s \leq 4$, because $I(P_i)$ is an independent set in $G - E(P_i)$ and $|E(P_i)| = 4$. Then $\partial_G(I(P_i)) = 3|I(P_i)| - 2s = 3|J(P_i)| - 2t = \partial_G(J(P_i))$. If $|I(P_i)| \geq |J(P_i)| + 4$, then $s \geq 6 + t$, which is impossible since $s \leq 4$. Since $|I(P_i)| > |J(P_i)|$, $|I(P_i)| = |J(P_i)| + 2$ and $s = t + 3$. Hence either $s = 3$ or $s = 4$, and thus either $|V(P_i) \cap I(P_i)| = 4$ or $|V(P_i) \cap I(P_i)| = 5$, respectively. In the former case, $J(P_i)$ is an independent set, and $G - E(P_i)$ is bipartite. In the latter case, $J(P_i)$ induces a graph with one edge, denoted by r_i .

Consider now the case when $|V(P_i) \cap I(P_i)| = 5$. Note that the end-vertices of r_i belong to a different partite of $G - (E(P_i) \cup \{r_i\})$ than the vertices of P_i .

Claim 1. If $|V(P_i) \cap I(P_i)| = 5$, then r_i is not adjacent to any edge of $E(P_i)$, for $i \in \{1, 2\}$.

Let $P_1 = v_1v_2v_3v_4v_5$, and let $v_2v'_2$ and $v_4v'_4$ be edges of $G - E(P_1)$. If $|V(P_1) \cap I(P_1)| = 4$, then assume, without loss of generality, that $V(P_1) \cap I(P_1) = \{v_1, v_2, v_3, v_4\}$, and let $X_1 = \{v_2v'_2, v_3v_4\}$. Note that $G - X_1$ is bipartite with one of the partite sets being $J(P_1) \cup \{v_2\}$. If $|V(P_1) \cap I(P_1)| = 5$, then we define $X_1 = \{v_2v'_2, v_4v'_4, r_1\}$. The graph $G - X_1$ is bipartite with one of the partite sets being $J(P_1) \cup \{v_2, v_4\}$. Moreover, all end-vertices of the edges from X_1 belong to the same partite of $G - X_1$. For P_2 we define X_2 analogously and we obtain the following claims.

Claim 2. If $|V(P_i) \cap I(P_i)| = 4$, then the graph $G - X_i$ is bipartite, for $i \in \{1, 2\}$.

Claim 3. If $|V(P_i) \cap I(P_i)| = 5$, then the graph $G - X_i$ is bipartite. All end-vertices of the edges from X_i connect vertices from the same partite of $G - X_i$, for $i \in \{1, 2\}$.

We consider four cases.

Case 1. $|V(P_1) \cap I(P_1)| = 4$ and $|V(P_2) \cap I(P_2)| = 4$.

If paths $v_1v_2v_3v_4$ and $w_1w_2w_3w_4$ are distinct then they fulfil assumptions of Theorem 13. It follows that the paths $v_1v_2v_3v_4$ and $w_1w_2w_3w_4$ are in the position \mathcal{P}_1 . If they are equal, then either $v_1 = w_1$ or $v_1 = w_4$. If $v_1 = w_1$ and $v_5 = w_5$, then the paths are identical and the desired 2-factor exists only if there exist a 2-factor containing all the edges in the intersection. If $v_1 = w_1$ and $v_5 \neq w_5$, then if there exists a 2-factor containing the edges in the intersection, it has to continue to either v_5 or w_5 . Thus no such 2-factor exists, a contradiction.

On the other hand if, $v_1 = w_4$ (and thus $v_2 = w_3$, $v_3 = w_2$, and $v_4 = w_1$). Due to the choice of v_5 the set $I(P_1)$ contains v_4 and does not contain v_5 . But then $I(P_1)$ is an independent set in $G - \{v_1v_2, v_2v_3, v_3v_4\}$ and it contains more than half of the vertices of G . Thus there is no 2-factor containing $E(P_1) \cap E(P_2)$, a contradiction.

Case 2. $|V(P_1) \cap I(P_1)| = 4$ and $|V(P_2) \cap I(P_2)| = 5$.

By Claims 2 and 3 and by Lemma 12, $X_1\Delta X_2$ is an edge-cut of G . Since G is cyclically 7-edge-connected and cubic, $|X_1\Delta X_2| \neq 1$. Thus, either $|X_1\Delta X_2| = 3$ or $|X_1\Delta X_2| = 5$.

Assume first that $|X_1\Delta X_2| = 3$. Due to cyclic edge-connectivity of G , one side of $G - (X_1\Delta X_2)$ must be a vertex a . Up to symmetry of $w_2w'_2$ and $w_4w'_4$, there are four options: $v_3v_4 = w_2w'_2$, $v_2v'_2 = w_2w'_2$, $v_3v_4 = w_4w'_4$, $v_2v'_2 = w_4w'_4$. In the first two cases, by Claim 1, $a = w'_4$. By Lemma 8, none of $\{w_1, w_2, w'_2, w_3, w_5\}$ is incident with an edge from $X_1\Delta X_2$. Since one of the edges from $\{v_3v_4, v_2v'_2\}$ is an edge from $X_1\Delta X_2$ while the other one equals $w_2w'_2$, the set of edges $\{v_2v'_2, v_2v_3, v_3v_4, w_2w_3, w_3w_4, w_4w'_4\}$ induces a short cycle, contradicting Lemma 8. In the latter two cases, since $w_2w'_2$ and $w_4w'_4$ are both incident with a , there is a short cycle as well, a contradiction with Lemma 8.

Assume now that $|X_1\Delta X_2| = 5$. Due to cyclic edge-connectivity of G , one side of $G - (X_1\Delta X_2)$ must induce a path abc on three vertices a, b, c . Note that $w_2w'_2$ and $w_4w'_4$ cannot be incident either with the same vertex or with two adjacent vertices, as otherwise G would contain a 4-circuit or a 5-circuit, respectively, a contradiction with Lemma 8. Hence, without loss of generality, we may assume that $w_2w'_2$ is incident with a and $w_4w'_4$ is incident with c . By Claim 1, $w_2 \neq a$ and $w_4 \neq c$. We conclude that the path $\{w_2, w_3, w_4, a, b, c\}$ induce either a 4-circuit or a 6-circuit, a contradiction.

Case 3. $|V(P_1) \cap I(P_1)| = 5$ and $|V(P_2) \cap I(P_2)| = 4$.

This case is equivalent to Case 2.

Case 4. $|V(P_1) \cap I(P_1)| = 5$ and $|V(P_2) \cap I(P_2)| = 5$.

By Claim 3 and by Lemma 12, $X_1\Delta X_2$ is an edge-cut. Since G is cyclically 7-edge-connected and cubic, $|X_1\Delta X_2| \neq 2$. Thus, either $X_1 = X_2$, or $|X_1\Delta X_2| = 4$ or $|X_1\Delta X_2| = 6$.

Case 4a. $X_1 = X_2$.

We may without loss of generality assume that $v_2v'_2 = w_2w'_2$. Due to Claim 3, $G - X_1$ is bipartite and edges from X_1 are incident with vertices from the same partite. Assume first $v_2 = w_2$ and in addition $v_1 = w_1$ and thus $v_3 = w_3$. If $v_4 = w_4$ then also $v_5 = w_5$ as Claim 1 implies $v_4v'_4 = w_4w'_4$. Thus assume $v_4 \neq w_4$. Due to Lemma 8 we have $v_4v'_4 = r_2$ and $w_4w'_4 = r_1$ which shows that P_1 and P_2 are in the position \mathcal{P}_9 . Now assume that $v_2 = w_2$ and in addition $v_1 = w_3$ and thus $v_3 = w_1$. Due to Lemma 8 we have $v_4v'_4 = r_2$ and $w_4w'_4 = r_1$ which shows that P_1 and P_2 are in the position \mathcal{P}_{10} .

Finally, if $v_2 \neq w_2$ then due to Lemma 8 and Claim 1 $v_1, w_1, v_2, w_2, v_3, w_3, v_4, w_4$ are all distinct and $v_4v'_4 = r_2$ and $w_4w'_4 = r_1$. It is, however, possible that either $v_5 = w_5$ or $v'_4 = w'_4$. This shows that P_1 and P_2 are in one of the positions $\mathcal{P}_{11}, \mathcal{P}_{12}, \mathcal{P}_{13}$.

Case 4b. $|X_1\Delta X_2| = 4$.

Due to cyclic edge-connectivity of G , one side of $G - (X_1\Delta X_2)$ contains a single edge ab . If $v_2v'_2$ ($w_2w'_2$, respectively) is incident with a or b , then $v_4v'_4$ ($w_4w'_4$, respectively) is incident neither with a nor with b and vice versa, since otherwise G contains a cycle of length at most 5, contradicting Lemma 8. Hence, we may assume, without loss of generality, that $X_1\Delta X_2 = \{v_2v'_2, w_2w'_2, r_1, r_2\}$. Thus $v_4v'_4 = w_4w'_4$. Let $V_1^{X_1}$ and $V_2^{X_1}$ ($V_1^{X_2}$ and $V_2^{X_2}$, respectively) be partites of $G - X_1$ ($G - X_2$, respectively) such that $a \in V_1^{X_1}$ ($a \in V_2^{X_2}$, respectively). Let V_1 and V_2 be a partition of $V(G)$ guaranteed by Lemma 12. Note that $E(V_1, V_2) = X_1\Delta X_2$ and $V_1 = \{a, b\}$. Thus $b \in V_2^{X_1} \cup V_1^{X_2}$. Since a and b belong to different partites of $G - X_1$, by Claim 3, it follows that $v_2v'_2$ and r_1 are adjacent to the same vertex, say a . Then $w_2w'_2$ and r_2 are incident with b . By Claim 1, $a = v'_2$ and $b = w'_2$. Let $r_1 := aa'$ and $r_2 = bb'$. Let $U := \{v_1, v_2, v_3, w_1, w_2, w_3, a, b, a', b'\}$. Note that the vertices of U must be all distinct by Lemma 8. Moreover, again by Lemma 8, $v_4 \notin U$ and $w_4 \notin U$. However, it is possible that $v_4 = w_4$.

Assume first that $v_4 \neq w_4$. Since $v_4v'_4 = w_4w'_4$, $v_4 = w'_4$ and $w_4 = v'_4$. By definition of v'_4 and w'_4 and by Lemma 8, $v_5, w_5 \notin U \cup \{v_4, w_4\}$ and $v_5 \neq w_5$. Colour the vertices according to the partitions $V_1^{X_1}$ and $V_2^{X_1}$. Lemma 12 allows us to determine the colouring of the vertices from $U \cup \{v_4, v'_4, v_5, w_5\}$. This shows that P_1 and P_2 are in the position \mathcal{P}_2 .

Assume now that $v_4 = w_4$. Thus v_4 is incident with v_3 and w_3 . Since $v_4v'_4 = w_4w'_4$ and by definition of v'_4 and w'_4 , $v_4v'_4 \notin P_1 \cup P_2$ and hence $v'_4 = w'_4$ is the third vertex incident with v_4 . Therefore, $v_5 = w_3$ and $w_5 = v_3$. Colour the vertices according to the partitions $V_1^{X_1}$ and $V_2^{X_1}$. Lemma 12 allows us to determine the colouring of the vertices from $U \cup \{v_4, v'_4\}$. This shows that P_1 and P_2 are in the position \mathcal{P}_3 .

Case 4c. $|X_1\Delta X_2| = 6$.

It remains to consider that $|X_1\Delta X_2| = 6$. Due to cyclic edge-connectivity of G , one side of $G - (X_1\Delta X_2)$ is either a path on 4 vertices or a star with three pendant vertices or two isolated vertices.

Let one side of $G - (X_1\Delta X_2)$ be a path on 4 vertices a, b, c and d . By Lemma 8, $v_2v'_2$ and $v_4v'_4$ are not adjacent. By Claim 3, $v_2v'_2$, $v_4v'_4$ and r_1 must be incident with a and c , or with b and d , say, without loss of generality, $v_2v'_2$ and r_1 are incident with a and $v_4v'_4$ is incident with c . By Claim 1, $a \neq v_2$. This is a contradiction with Lemma 8, since $\{v_2, v_3, v_4, a, b, c\}$ induces a short cycle.

Let one side of $G - (X_1\Delta X_2)$ be a star with a central vertex a and three pendant vertices b, c and d . Note that by Lemma 8, $v_2v'_2$ and $v_4v'_4$ as well as $w_2w'_2$ and $w_4w'_4$ cannot be adjacent. Let, without loss of generality, $v_2v'_2$ and $w_2w'_2$ be incident with b , let $v_4v'_4$ be incident with c . Note that $a = v_3 = w_3$ by Lemma 8, because $v_2v'_2$ and $v_4v'_4$ ($w_2w'_2$ and $w_4w'_4$, respectively) belong to a path of length 4. Thus $b = v_2 = w_2$, $c = v_4$, $v_1 = w'_2$ and $w_1 = v'_2$.

Let us first assume that $w_4w'_4$ is incident with c . Thus $c = w_4$, $v_5 = w'_4$ and $w_5 = v'_4$. Moreover, two neighbours of d different from a are distinct from vertices $v_1, v_2, v_3, v_4, v_5, w_1, w_5$. Since $G - X_1$ is bipartite, it follows that P_1 and P_2 are in the position \mathcal{P}_4 .

Let us now assume that $w_4w'_4$ is not incident with c , then $d = w_4$, $r_2 = v_4v_5$ and $r_1 = w_4w_5$. Since $G - X_1$ is bipartite, it follows that P_1 and P_2 are in the position \mathcal{P}_5 .

Finally, let one side of $G - (X_1\Delta X_2)$ be two isolated vertices a and b . By Lemma 8, $v_2v'_2$ and $v_4v'_4$ as well as $w_2w'_2$ and $w_4w'_4$ cannot be adjacent. Thus, without loss of generality, we may assume that $v_2v'_2$, $w_2w'_2$ and r_1 are incident with a while $v_4v'_4$, $w_4w'_4$ and r_2 are incident with b . By Claim 1, $a \neq v_2$ and $b \neq w_4$. Let $r_1 = aa'$ and $r_2 = bb'$. We distinguish cases according to positions v_4 and w_2 .

First, assume that $w_2 \neq a$ and $v_4 \neq b$. Then v_3 , which is a neighbour of v_2 and

v_4 , is different from $a = v'_2$ and $b = v'_4$. Similarly, w_3 , which is a neighbour of w_2 and w_4 , is different from $a = w'_2$ and $b = w'_4$. Moreover, v_1, w_1, v_5 and w_5 is the third vertex adjacent to v_2, w_2, v_4 and w_4 , respectively. Due to Lemma 8, the vertices $v_1, v_2, v_3, v_4, v_5, w_1, w_2, w_3, w_4, w_5, a, a', b, b'$ are all distinct. Let $V_1^{X_1}$ and $V_2^{X_1}$ be the partite of $G - X_1$ such that $a \in V_1^{X_1}$. By Claim 3, this is the position \mathcal{P}_6 .

Second, assume that $w_2 \neq a$ and $v_4 = b$. Then w_3 , which is a neighbour of w_2 and w_4 , is different from $a = w'_2$ and $b = w'_4$. Note that $b = v_4 = w'_4$ is adjacent to v'_4, w_4 and b' . The vertex, v_3 , which is a neighbour of v_2 and v_4 , is different from v'_4 by the definition of v'_4 . Moreover, v_3 is different from w_4 , as otherwise G contains a 5-cycle $v_2v'_2w_2w_3w_4v_2$, contradicting Lemma 8. Thus, $v_3 = b'$ and therefore $v_5 = w_4$. Note that by Lemma 8, $v_1, v_2, v'_4, w_1, w_2, w_3, w_4, w_5, a, a', b, b'$ are distinct vertices. Let $V_1^{X_1}$ and $V_2^{X_1}$ be the partite of $G - X_1$ such that $a \in V_1^{X_1}$. By Claim 3, this is the position \mathcal{P}_7 .

The case when $w_2 = a$ and $v_4 \neq b$ is similar to the previous one. This yields the position \mathcal{P}_7 of the paths.

Finally assume that $w_2 = a$ and $v_4 = b$. Since v_3 is a neighbour of v_2 and v_4 , and by Lemma 8, either $v_2w_4 \in E(G)$ or $v_2b' \in E(G)$. Similarly, since w_3 is a neighbour of w_2 and w_4 , and by Lemma 8, either $v_2w_4 \in E(G)$ or $w_4a' \in E(G)$. Therefore, either $v_2w_4 \in E(G)$ or $\{v_2b', w_4a'\} \subseteq E(G)$. Since $v_2aa'w_4bb'v_2$ would be a 6-cycle, contradicting Lemma 8, v_2w_4 must be an edge of G . Thus $w_3 = v_2$ and $v_3 = w_4$. Consequently $a' = w_1$ and $b' = v_5$. By Lemma 8, $v_1, v_2, v_3, v_4, v_5, v'_4, w_1, w_2, w_5, w'_2$ are all distinct. Let $V_1^{X_1}$ and $V_2^{X_1}$ be the partite of $G - X_1$ such that $a \in V_1^{X_1}$. By Claim 3, this is the position \mathcal{P}_8 .

For the converse, if there is no 2-factor containing the intersection of the paths there is no 2-factor containing either of them. If any subpaths of length 3 of P_1 and P_2 are in the position \mathcal{P}_1 , by Theorem 13 G does not have a 2-factor containing either of P_1 and P_2 . If the paths P_1 and P_2 are in the position \mathcal{P}_j , for $j \in \{2, 3, 4, 5, 6, 7, 8\}$, then we show that $G - E(P_1)$ and $G - E(P_2)$ contain large independent sets, contradicting Theorem 2. Consider the vertex colouring depicted in Figure 3. Note that $G - E(P_1)$ contains a large independent set formed by white vertices if we recolour the vertices with label 1 to the opposite colour. Similarly, if we recolour the vertices with label 2 to the opposite colour, we obtain a large independent set in $G - E(P_2)$ formed by white vertices in the positions $\mathcal{P}_2, \mathcal{P}_3, \mathcal{P}_9, \mathcal{P}_{10}, \mathcal{P}_{11}, \mathcal{P}_{12}$, and \mathcal{P}_{13} and by black vertices in the positions $\mathcal{P}_4, \mathcal{P}_5, \mathcal{P}_6, \mathcal{P}_7$, and \mathcal{P}_8 . \square

Proof of Theorem 5: Let V_{2-} and V_3 be the sets of vertices in distance at most 2 ($v \in V_{2-}$), and 3 from v , respectively. Each edge in $\partial_G(V_{2-} \cup V_3)$ is contained in a unique 4-path starting at v . We call such paths *leaving paths*.

Consider there exists a pair of distinct leaving paths P_1, P_2 . If one can find a 2-factor containing one of them, then this is the desired 2-factor. Thus we may apply Theorem 3.

If there is no 2-factor containing $E(P_1) \cap E(P_2)$, then due to Theorem 1 $|E(P_1) \cap E(P_2)| = 3$. But then $G - (E(P_1) \cap E(P_2))$ is bipartite. Let v_2 and v_3 be the neighbours of v not contained in P_1 . But then due to Theorem 1 there is a 2-factor containing v_2v_3 and the circuit containing v is either even or contains an edge from $E(P_1) \cap E(P_2)$ in which case its length is more than 7. Thus P_1 and P_2 are either in position \mathcal{P}_9 or \mathcal{P}_{12} (no other position allows two paths to have the same endpoint).

Claim 1. For each pair P_1, P_2 of distinct leaving paths $|E(P_1) \cap E(P_2)| \in \{0, 2\}$.

If there are at least 7 distinct leaving paths, then at least 3 of them share the first edge and thus they share also the second edge (Claim 1). Then at least 2 of them share the third edge which contradicts Claim 1. Thus there are at most 6 distinct leaving paths. If some two leaving paths are in position \mathcal{P}_9 the imbalance

in the partition sizes among vertices in V_3 implies that there are at least 10 distinct leaving paths, a contradiction.

Claim 2. For each pair P_1, P_2 of distinct leaving paths $|E(P_1) \cap E(P_2)| = 0$.

As girth of G is at least 7 and there are no Moore graphs of degree 3 and girth 7 [9] there are some leaving paths and as cubic graphs have even number of vertices and due to cyclic connectivity there are at least 4 of them. Thus at least two of them share the first edge which contradicts Claim 2.

Acknowledgements

The first author acknowledges support from the VEGA grant No. 1/0813/18, and from the projects APVV-15-0220 and APVV-19-0308. The work of the second author was partially supported by the project GA17-04611S of the Czech Science Foundation and by the project LO1506 of the Czech Ministry of Education, Youth and Sports.

References

- [1] R. E. L. Aldred, D. A. Holton, J. Sheehan, *2-Factors with Prescribed and Proscribed Edges*, J. Graph Theory 49 (2005), 48–58.
- [2] R. E. L. Aldred, B. Jackson, *Edge proximity conditions for extendability in cubic bipartite graphs*, J. Graph Theory 55 (2007).
- [3] C. Berge, *Théorie des Graphes et Ses Applications*, Collection Universitaire de Mathématiques, II Dunod, Paris 1958 viii+277 pp.
- [4] E. Cheng, L. Lesniak, M. J. Lipman, L. Lipták, *Conditional matching preclusion sets*, Information Sciences 179 (2009), 1092–1101.
- [5] E. Cheng, P. Hu, R. Jia, L. Lipták, *Matching preclusion and conditional matching preclusion for bipartite interconnection networks I: Sufficient conditions*, Networks 59 (2012), 349–356.
- [6] E. Cheng, M. J. Lipman, L. Lipták: *Matching preclusion and conditional matching preclusion for regular interconnection networks*, Discrete Applied Mathematics 160 (2012), 1936–1954.
- [7] A. B. Cruse: *A note on 1-factors in certain regular multigraphs*, Discrete Mathematics 18 (1977), 213–216.
- [8] R. Diestel, *Graph theory*, 3rd edition, Springer, 2005.
- [9] G. Exoo, R. Jajcay, *Dynamic Cage Survey*, Version 3, Electronic J Combin (2013), DS16.
- [10] D. A. Holton, D. Lou, M. D. Plummer, *On the 2-extendability of planar graphs*, Discrete Mathematics 96 (1991), 81–99.
- [11] F. Jaeger, T. Swart, *Conjecture 1*, M. Deza, I. G. Rosenberg (Eds.), *Combinatorics 79*, Annales of Discrete Mathematics 9 (1980), p. 305.
- [12] P. Katrenis, *Regular factors in regular graphs*, Discrete Math. 113 (1993), 269–274.
- [13] M. Kochol, *Reduction of the 5-flow conjecture to cyclically 6-edge-connected snarks*, J. Combin. Theory Ser. B 90 (2004), 139–145.
- [14] R. Nedela, M. Škoviera, *Atoms of cyclic connectivity in cubic graphs*, Mathematica Slovaca 45 (1995), 481–499.

- [15] R. Lin, H. Zhang: Maximally matched and super matched regular graphs, Int. J. Comput. Math.: CST 1 (2016), 74-84.
- [16] G. Liu, H. Feng, J. Yu, *2-factors with some properties in 2d-regular graphs*, Proceedings of the International Conference on Mathematical Programming, Shanghai University Press, 2004, 400–406.
- [17] D. Lou, D. A. Holton. *Lower bound of cyclic edge connectivity for n -extendability of regular graphs*, Discrete Math 122 (1993), 139–150.
- [18] G. Chartrand , L. Nebeský, *Note on 1-factors in graphs*, Periodica Mathematica Hungarica 10 (1979), 41–46.
- [19] J. Plesník, *Connectivity of regular graphs and the existence of 1-factors*, Mat. Časopis **22** (1972), 310–318.
- [20] W. C. Shiu, G. Z Liu, *k -factors in regular graphs*, Acta Math. Sinica, English Series 24 (2008), 1213–1220.
- [21] T. Zaslavsky, *Signed graphs*, Discrete Appl. Math **4** (1) (1982), 47-74.