

Joint optimization of transmission and propulsion in aerial communication networks

Omar J. Faqir, Eric C. Kerrigan, and Deniz Gündüz

Abstract—Communication energy in a wireless network of mobile autonomous agents should be considered as the sum of transmission energy and propulsion energy used to facilitate the transfer of information. Accordingly, communication-theoretic and Newtonian dynamic models are developed to model the communication and locomotion expenditures of each node. These are subsequently used to formulate a novel nonlinear optimal control problem (OCP) over a network of autonomous nodes. It is then shown that, under certain conditions, the OCP can be transformed into an equivalent convex form. Numerical results for a single link between a node and access point allow for comparison with known solutions before the framework is applied to a multiple-node UAV network, for which previous results are not readily extended. Simulations show that transmission energy can be of the same order of magnitude as propulsion energy allowing for possible savings, whilst also exemplifying how speed adaptations together with power control may increase the network throughput.

I. INTRODUCTION

We aim to derive a control strategy to minimize communication energy in robotic networks. In particular, uninhabited aerial vehicle (UAV) networks are considered, with results being generalizable to broader classes of autonomous networks. A dynamic transmission model, based on physical layer communication-theoretic bounds, and a mobility model for each node is considered alongside a possible network topology. As a cost function, we employ the underused interpretation of communication energy as the sum of transmission energy and propulsion energy used for transmission, i.e. when a node changes position to achieve a better channel.

For simulation purposes we consider the two wireless network setups shown in Figure 1. We first present the most basic scenario consisting of a single agent U_1 moving along a predefined linear path while offloading its data to a stationary access point (AP). We compare results for variable and fixed speeds, before studying a two-agent single-hop network.

For UAV networks, research efforts largely break down into two streams: the use of UAVs in objective based missions (e.g. search and pursuit [1], information gathering/mobile sensor networks [2], [3]), and use as supplementary network links [4]. Optimal completion of these macro goals has been addressed in the literature, but there

The support of the EPSRC Centre for Doctoral Training in High Performance Embedded and Distributed Systems (HiPEDS, Grant Reference EP/L016796/1) is gratefully acknowledged.

O. J. Faqir and Deniz Gündüz are with the Department of Electrical & Electronics Engineering, Imperial College London, SW7 2AZ, U.K. ojf12@ic.ac.uk, d.gunduz@ic.ac.uk

Eric C. Kerrigan is with the Department of Electrical & Electronic Engineering and Department of Aeronautics, Imperial College London, London SW7 2AZ, U.K. e.kerrigan@imperial.ac.uk

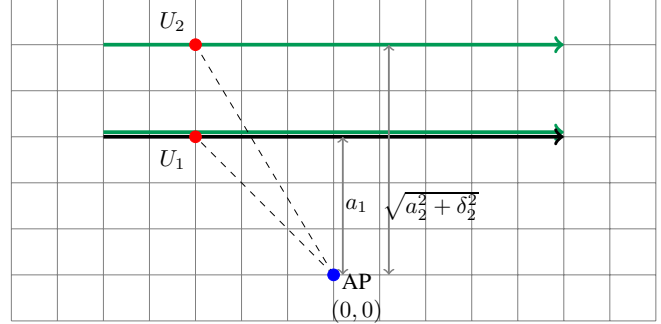


Fig. 1: Geometric configuration for simulation setups featuring $N = 1$ (black) and $N = 2$ (green) nodes. Speeds along these paths may be variable or fixed. The altitudes and lateral displacements of U_1, U_2 are $a_1 = a_2 = 1000$ m and $\delta_1 = 0, \delta_2 = 1000$ m, respectively.

is no necessary equivalence between optimal task-based and energy-efficient operations.

Efforts concerning mobility focus on mobile (in which node mobility models are random) or vehicular (where mobility is determined by higher level objectives and infrastructure) ad-hoc networks [5]. Since neither are fully autonomous networks, mobility is not available as a decision variable. The work in [6] introduced the concept of proactive networks, where certain nodes are available as mobile relays. However, the focus is on relay trajectory design and a simplistic transmission model is assumed, inherently prohibiting energy efficiency. The related problem of router formation is investigated in [7] using realistic models of communication environments.

We assume hard path constraints, possibly due to the existence of higher level macro objectives, but allow changes in trajectory along the path by optimizing their speed (as in [8]), we define a trajectory as being a time-parameterized path). Use of fixed paths does not restrict our results as most UAV path planning algorithms operate over longer time horizons and are generally restricted to linear or circular loiter trajectories [8]. A linear program (LP) is used in [9] to determine how close a rolling-robot should move before transmission in order to minimize total energy. However, the linear motion dynamics used restricts applicability of the model. Similarly to our current work, [10] uses a single mobile UAV relay to maximize data throughput between a stationary source-destination pair. An optimal trajectory for an a priori transmission scheme is iteratively found. Similarly, for a given trajectory, the optimal relaying scheme

may be obtained through water-filling over the source-to-relay and relay-to-receiver channels.

Our contribution differs from the above works in terms of the formulation of a more general nonlinear convex OCP for finding joint transmission and mobility strategies to minimize communication energy. We solve this problem, exemplifying possible savings for even just a single node. As a final point, we show analytically and numerically that, even at fixed speeds, the optimal transmission scheme for a two-user multiple-access channel (MAC) is counter-intuitive and not captured by naïve transmission policies.

II. PROBLEM DESCRIPTION

Consider N homogeneous mobile nodes $U_n, n \in \mathcal{N} \triangleq \{1, \dots, N\}$, traveling along linear non-intersecting trajectories at constant altitudes a_n and lateral displacements δ_n over a time interval $\mathcal{T} \triangleq [0, T]$. The trajectory of node U_n is denoted by $t \mapsto (q_n(t), \delta_n, a_n)$, relative to a single stationary AP U_0 at position $(0, 0, 0)$ in a three dimensional space. At $t = 0$, U_n is initialized with a data load of D_n bits, which must all be offloaded to U_0 by time $t = T$. We consider a cooperative network model, in which all nodes cooperate to offload all the data in the network to the AP by relaying each other's data. Each node has a data buffer of capacity M bits, which limits the amount of data it can store and relay.

A. Communication Model

We employ scalar additive white Gaussian noise (AWGN) channels. For UAV applications, we assume all links are dominated by line-of-sight (LoS) components, resulting in flat fading channels, meaning all signal components undergo similar amplitude gains [11]. All nodes have perfect information regarding link status, which in practice may be achieved through feedback of channel measurements, while the overhead due to channel state feedback is ignored.

Similar to [12], for a given link from source node U_n to receiver node U_m , the channel gain $\eta_{nm}(\cdot)$ is expressed as

$$\eta_{nm}(q_{nm}) \triangleq \frac{G}{\left(\sqrt{a_{nm}^2 + \delta_{nm}^2 + q_{nm}^2}\right)^{2\alpha}}, \quad (1)$$

where $q_{nm} \triangleq q_n - q_m$, constant G represents transmit and receive antenna gains and $\alpha \geq 1$ the path loss exponent. We define a_{nm} and δ_{nm} in a similar fashion. The channel gain is inversely related to the Euclidean distance between nodes.

Each node has a single omnidirectional antenna of maximum transmit power of P_{\max} Watts. We consider half duplex radios; each node transmits and receives over orthogonal frequency bands. Accordingly, a different frequency band is assigned for each node's reception, and all messages destined for this node are transmitted over this band, forming a MAC. We do not allow any coding (e.g. network coding) or combining of different data packets at the nodes, and instead consider a decode-and-forward-based routing protocol at the relay nodes [13]. The resulting network is a composition of Gaussian MACs, for each of which the set of achievable rate tuples defines a polymatroid capacity region [14]. If N

nodes simultaneously transmit independent information to the same receiver, the received signal is a superposition of the transmitted signals scaled by their respective channel gains, plus an AWGN term. We model the achievable data rates using Shannon capacity, which is a commonly used upper bound on the practically achievable data rates subject to average power constraints. Due to the convexity of the capacity region, throughput maximization does not require time-sharing between nodes [14], but may be achieved through successive interference cancellation (SIC).

Consider a single MAC consisting of N users $U_n, n \in \mathcal{N}$, transmitting to a receiver $U_m, m \notin \mathcal{N}$. The capacity region $\mathcal{C}_N(\cdot, \cdot)$, which denotes the set of all achievable rate tuples r , is defined as

$$\mathcal{C}_N(q, p) \triangleq \{r \geq 0 \mid f_m(q, p, r, \mathcal{S}) \leq 0, \forall \mathcal{S} \subseteq \mathcal{N}\}, \quad (2)$$

where q is the tuple of the differences q_{nm} in positions between the N users and the receiver, $p \in \mathcal{P}^N$ is the tuple of transmission powers allocated by the N users on this channel, and $\mathcal{P} \triangleq [0, P_{\max}]$ is the range of possible transmission powers for each user. $f_m(\cdot)$ is a nonlinear function bounding $\mathcal{C}_N(q, p)$, given by

$$f_m(q, p, r, \mathcal{S}) \triangleq \sum_{n \in \mathcal{S}} r_n - B_m \log_2 \left(1 + \sum_{n \in \mathcal{S}} \frac{\eta_{nm}(q_{nm}) p_n}{\sigma^2} \right), \quad (3)$$

where r_n is the n^{th} component of r , B_m is the bandwidth allocated to U_m , and σ^2 is the receiver noise power. Consider the example (Section IV-B) where we do not allow relaying. This gives rise to a MAC with $N = 2$ transmitters U_1, U_2 and the AP U_0 . The capacity region $\mathcal{C}_2(q, p)$ is the set of non-negative tuples (r_1, r_2) that satisfy

$$r_1 \leq B_0 \log_2 \left(1 + \frac{\eta_{10}(q_{10}) p_1}{\sigma^2} \right) \quad (4a)$$

$$r_2 \leq B_0 \log_2 \left(1 + \frac{\eta_{20}(q_{20}) p_2}{\sigma^2} \right) \quad (4b)$$

$$r_1 + r_2 \leq B_0 \log_2 \left(1 + \frac{\eta_{10}(q_{10}) p_1 + \eta_{20}(q_{20}) p_2}{\sigma^2} \right) \quad (4c)$$

for all $(p_1, p_2) \in \mathcal{P}^2$. The first two bounds restrict individual user rates to the single-user Shannon capacity. Dependence between U_1 and U_2 leads to the final constraint, that the sum rate may not exceed the point-to-point capacity with full cooperation. For transmit powers (p_1, p_2) these constraints trace out the pentagon shown in Figure 2. The sum rate is maximized at any point on the segment L_3 . Referring to SIC, the rate pair at boundary point $R^{(1)}$ is achieved if the signal from source U_2 is decoded entirely before source U_1 , resulting in the signal from U_2 being decoded at a higher interference rate than the signal from U_1 . At $R^{(2)}$ the opposite occurs.

B. Propulsion Energy Model

The electrical energy used for propulsion in rolling robots has been modeled as a linear or polynomial function of speed

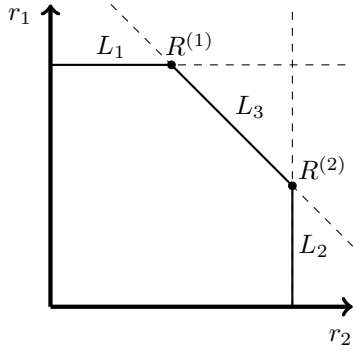


Fig. 2: Capacity region for a given power policy across two parallel channels, with corner rate pairs labeled as $R^{(1)} = (r_1^{(1)}, r_2^{(1)})$ and $R^{(2)} = (r_1^{(2)}, r_2^{(2)})$ and line segments labeled as L_1, L_2, L_3 .

in [9], [15] respectively. We take a more general approach, restricting the fixed wing UAV to moving at strictly positive speeds and using Newtonian laws as a basis, as in [16]. The function $\Omega(\cdot)$ models the resistive forces acting on node U_n in accordance with the following assumption.

Assumption 1: The resistive forces acting on each node U_n may be modeled by the function $x \mapsto \Omega(x)$ such that $x \mapsto x\Omega(x)$ is convex on $x \in [0, \infty)$ and ∞ on $x \in (-\infty, 0)$.

Comparatively, in the fixed wing model proposed in [17], the drag force of a UAV traveling at constant altitude at subsonic speed v is

$$\Omega(v) = \frac{\rho C_{D0} S v^2}{2} + \frac{2L^2}{(\pi e_0 A_R) \rho S v^2} \quad (5)$$

where the first term represents parasitic drag and the second term lift-induced drag. Parasitic drag is proportional to v^2 , where ρ is air density, C_{D0} is the base drag coefficient, and S is the wing area. Lift induced drag is proportional to v^{-2} , where e_0 is the Oswald efficiency, A_R the wing aspect ratio and L the induced lift [17]. For fixed-altitude flight, L must be equal to the weight of the craft $W = mg$. The power required to combat drag is the product of speed and force.

The propulsion force $F_n(\cdot)$ must satisfy the force balance equation

$$F_n(t) - \Omega(v_n(t)) = m_n \dot{v}_n(t), \quad (6)$$

where m_n is the node mass, $v_n(t)$ is the speed and $\dot{v}_n(t)$ is the acceleration. The instantaneous power used for propulsion is the product $v_n(t)F_n(t)$, with the total propulsion energy taken as the integral of this power over \mathcal{T} . We assume $v_n(t) \geq 0$, $\forall t \in \mathcal{T}$, which is valid for fixed wing aircrafts. Thrust is restricted to the range $[F_{\min}, F_{\max}]$.

C. General Continuous-Time Problem Formulation

We formulate the problem in continuous-time. At time t , node $U_n, n \in \mathcal{N}$ can transmit to any node $U_m, m \in \{\mathcal{N}, N+1\} \setminus \{n\}$ at a non-negative data rate $r_{nm}(t)$ using transmission power $p_{nm}(t)$. The sum power used in all outgoing transmissions from U_n is denoted by $p_n(t)$. From this, the set of

achievable data rates is bounded above by a set of $2^{|\mathcal{N}|} - 1$ nonlinear submodular functions $f_m(\cdot, \cdot, \cdot, \cdot)$, where $|\cdot|$ applied to a set denotes the cardinality operator. Exponential growth in the number of nodes is a computational intractability. Hence, results are limited to small or structured networks where only a subset of nodes use each MAC.

The trajectory of node U_n is denoted by the tuple

$$Y_n \triangleq (p_n, r_n, s_n, q_n, v_n, \dot{v}_n, F_n), \quad (7)$$

where $q_n(t)$ is the node's position at time t and $s_n(t)$ the state of its storage buffer subject to maximum memory of M bits. The optimal control problem that we want to solve is

$$\min_{p, r, s, q, v, F} \sum_{n=1}^N \int_0^T p_n(t) + v_n(t) F_n(t) dt \quad (8a)$$

$$\text{s.t. } \forall n \in \mathcal{N}, m \in \{\mathcal{N}, N+1\}, t \in \mathcal{T}, \mathcal{S} \subseteq \mathcal{N}$$

$$f_m(q(t), p(t), r(t), \mathcal{S} \setminus \{m\}) \leq 0 \quad (8b)$$

$$\dot{s}_n(t) = \sum_{m \neq n}^N r_{mn}(t) - \sum_{m \neq n}^{N+1} r_{nm}(t) \quad (8c)$$

$$s_n(0) = D_n, \quad s_n(T) = 0 \quad (8d)$$

$$q_n(0) = Q_{n,\text{init}}, \quad q_n(T) = Q_{n,\text{final}} \quad (8e)$$

$$v_n(0) = v_{n,\text{init}} \quad (8f)$$

$$F_n(t) = m_n \dot{v}_n(t) + \Omega(v_n(t)) \quad (8g)$$

$$\dot{q}_n(t) = \zeta_n v_n(t) \quad (8h)$$

$$Y_{n,\text{min}} \leq Y_n(t) \leq Y_{n,\text{max}} \quad (8i)$$

The cost function (8a) is the sum of nodal transmission and propulsion energies. Constraint (8b) bounds the achievable data rate to within the receiving nodes' capacity region, and (8c) updates the storage buffers with sent/received data. Constraints (8d) act as initial and final constraints on the buffers, while (8e)–(8h) ensure all nodes travel from their initial to final destinations without violating a Newtonian force-acceleration constraint; $\zeta_n \in \{-1, 1\}$ depending on whether the position $q_n(t)$ decreases or increases, respectively, if the speed $v_n(t) \geq 0$. The final constraint (8i) places simple bounds on the decision variables, given by

$$Y_{n,\text{min}} \triangleq (0, 0, 0, -\infty, V_{\min}, -\infty, F_{\min}), \quad (9a)$$

$$Y_{n,\text{max}} \triangleq (P_{\max}, \infty, M, \infty, V_{\max}, \infty, F_{\max}), \quad (9b)$$

where $0 \leq V_{\min} \leq V_{\max}$ and $F_{\min} \leq F_{\max}$. The above optimal control problem may then be fully discretized using optimal control solvers, such as ICLOCS [18]. Before simulation results are presented we prove that this problem admits an equivalent convex form under certain conditions.

III. CONVEXITY ANALYSIS

Efficient convex programming methods exist, which may be used in real-time applications. We first show that the nonlinear data rate constraints (8b) are convex in both positions and transmission power. We then show that the non-linear equality constraint (8g) may be substituted into the

cost function, convexifying the cost function. This, however, turns the previously simple thrust bound $F_{\min} \leq F_n(t)$ into a concave constraint, resulting in a convex OCP if thrust bounds are relaxed. The absence of thrust bounds arises when considering a fixed trajectory, or is a reasonable assumption if the speed range is sufficiently small.

Lemma 1: The rate constraints (8b) are convex in powers and positions for all path loss exponents $\alpha \geq 1$.

Proof: By writing the channel gains as an explicit function of node positions, for receiver U_m each of the capacity region constraints is of the form

$$\sum_{n \in S} r_n(t) - B_m \log_2 \left(1 + \frac{G}{\sigma^2} \sum_{n \in S} \frac{p_n(t)}{(a_{nm}^2 + \delta_{nm}^2 + q_{nm}(t)^2)^\alpha} \right) \leq 0. \quad (10)$$

Since the non-negative weighted sum of functions preserves convexity properties, without loss of generality we take S to be a singleton, and drop subscripts. We also drop time dependencies. The above function is the composition of two functions $\phi_1 \circ \phi_2(\cdot)$, respectively defined as

$$\phi_1(r, \phi_2(\cdot)) \triangleq r - B \log_2(1 + \phi_2(\cdot)), \quad (11)$$

$$\phi_2(p, q) \triangleq \frac{G}{\sigma^2} \frac{p}{(a^2 + \delta^2 + q^2)^\alpha}. \quad (12)$$

The function $(p, q) \mapsto \phi_2(p, q)$ is concave on the domain $\mathbb{R}_+ \times \mathbb{R}$. We show this by dropping constants and considering the simpler function $h(x, y) \triangleq xy^{-2\alpha}$ with Hessian

$$\nabla^2 h(x, y) = \begin{bmatrix} 0 & \frac{-2\alpha}{y^{-2\alpha-1}} \\ \frac{-2\alpha}{y^{-2\alpha-1}} & \frac{2\alpha(2\alpha-1)x}{y^{-2\alpha-2}} \end{bmatrix}, \quad (13)$$

which is negative semi-definite, because it is symmetric with non-positive sub-determinants. Therefore, ϕ_2 is jointly concave in both power and the difference in positions over the specified domain. ϕ_1 is convex and non-increasing as a function of ϕ_2 . Since the composition of a convex, non-increasing function with a concave function is convex [19], all data rate constraint functions are convex functions of (r, p, q) . ■

The posynomial objective function is not convex over the whole of its domain and the logarithmic data rate term prevents the use of geometric programming (GP) methods.

Lemma 2: The following problem

$$\min_{v_n, F_n} \int_0^T F_n(t) v_n(t) dt \quad (14a)$$

$$\text{s.t. } \forall t \in \mathcal{T}$$

$$F_n(t) - \Omega(v_n(t)) = m_n \dot{v}_n(t) \quad (14b)$$

$$F_{\min} \leq f_m(t) \leq F_{\max} \quad (14c)$$

$$v_n(t) \geq 0 \quad (14d)$$

$$v_n(0) = v_{n,\text{init}} \quad (14e)$$

of minimizing propulsion energy of a single node U_n , subject to initial and final conditions, admits an equivalent

convex form for mappings $v_n(t) \mapsto \Omega(v_n(t))$ satisfying Assumption 1 and force bounds $(F_{\min}, F_{\max}) = (-\infty, \infty)$.

Proof: By noting that $F_n(t) = \Omega(v_n(t)) + m_n \dot{v}_n(t)$, we move the equality into the cost function, rewriting the problem as

$$\min_{v_n} \phi(v_n) \text{ s.t. (14c)–(14e)}, \quad (15)$$

where

$$\phi(v_n) \triangleq \underbrace{\int_0^T v_n(t) \Omega(v_n(t)) dt}_{\phi_1(v_n)} + \underbrace{\int_0^T v_n(t) \dot{v}_n(t) dt}_{\phi_2(v_n)}. \quad (16)$$

We now show that both $\phi_1(\cdot)$ and $\phi_2(\cdot)$ are convex. Starting with the latter, by performing a change of variable, the analytic cost is derived by first noting that $\phi_2(v_n)$ is the change in kinetic energy

$$\phi_2(v_n) = m_n \int_{v_n(0)}^{v_n(T)} v dv = \frac{m_n}{2} (v_n^2(T) - v_n^2(0)), \quad (17)$$

which is a convex function of $v_n(T)$ subject to fixed initial conditions (14d); in fact, it is possible to drop the $v_n^2(0)$ term completely without affecting the argmin. By Assumption 1, $v_n(t) \mapsto v_n(t) \Omega(v_n(t))$ is convex and continuous on the admissible domain of speeds. Since integrals preserve convexity, the total cost function $\phi(\cdot)$ is also convex.

Removal of thrust F as a decision variable results in the set

$$\mathcal{V}_F \triangleq \{v_n \mid F_{\min} \leq \Omega(v_n(t)) + m_n \dot{v}_n(t) \leq F_{\max}\}. \quad (18)$$

Even if $\Omega(\cdot)$ is convex on the admissible range of speeds, the lower bound represents a concave constraint not admissible within a convex optimization framework. Therefore, dropping constraints on thrust results in a final convex formulation of

$$\min_{v_n} \int_0^T v_n(t) \Omega(v_n(t)) dt + \frac{m_n}{2} (v_n^2(T) - v_n^2(0)) \quad (19a)$$

$$\text{s.t. } \forall t \in \mathcal{T}$$

$$V_{\min} \leq v_n \leq V_{\max} \quad (19b)$$

$$v_n(0) = v_{n,\text{init}}. \quad (19c)$$

Addition of bounds $v_n \in \mathcal{V}_F$ naturally results in a difference of convex (DC) problem [20] that may be solved through exhaustive or heuristic procedures.

Theorem 1: In the absence of constraints on thrust, the general problem (8) admits an equivalent convex form.

Proof: Non-convexities in this formulation arise from the posynomial function of speed $v(t)$ and thrust $F_m(t)$ in the cost function (8a), the nonlinear force balance equality (8g), and the capacity region data rate constraints (8b). The cost function is a superposition of the energies used by each node for propulsion and transmission. By noting that there is no coupling between nodes or between propulsion and transmission powers in this cost, the transformation used in Lemma 2 may be used to eliminate the nonlinear equality. We eliminate $F_n(t)$ and $\dot{v}_n(t)$ and move the nonlinear equality

into the objective function, simultaneously convexifying the objective to get

$$\min_{p,r,s,q,v} \sum_{n=1}^N \left[\int_0^T p_n(t) + v_n(t)\Omega(v_n(t))dt + \frac{m_n}{2}v_n^2(T) \right]$$

s.t. $\forall n \in \mathcal{N}, m \in \{\mathcal{N}, \mathcal{N} + 1\}, t \in \mathcal{T}, v \in \mathcal{V}^N, \mathcal{S} \subseteq \mathcal{N}$

(8b)–(8f), (8h), $\tilde{Y}_{n,\min} \leq \tilde{Y}_n(t) \leq \tilde{Y}_{n,\max}$

where $\tilde{Y}_n(t) \triangleq (p_n(t), r_n(t), s_n(t), q_n(t), v_n(t))$, and the bounds $\tilde{Y}_{n,\min}$, and $\tilde{Y}_{n,\max}$ are similarly changed. It follows from Lemma 1 that all data rate constraints in (8b) are also convex, therefore the whole problem is convex. ■

IV. SIMULATION RESULTS

The open source primal dual Interior Point solver Ipopt v. 3.12.4 has been used through the MATLAB interface. Table I contains parameters common to the following experiments. Force constraints are relaxed in all experiments. From [5], the speed of a typical UAV is in the range 30 to 460 km/h. All nodes are initialized to their average speeds $v_{n,\text{init}} = (V_{\max} + V_{\min})/2$. We assume all nodes move in symmetric trajectories around the AP such that $Q_{n,\text{final}} = -Q_{n,\text{init}} = (T/2)v_{n,\text{init}}$.

A. Single Node

A single mobile node U_1 of mass 3 kg traveling at fixed altitude $a = 1000$ m and lateral displacement $\delta = 0$ m, depicted in Figure 1, is considered first. In this section, simulation results are presented for the problem of minimizing the total communication energy to offload all data to U_0 . This is compared to a water-filling solution [21] for minimizing the transmission energy. Subscripts denoting different nodes have been dropped in the remainder of this section. Specifically, we use $\Omega(\cdot)$ of the form

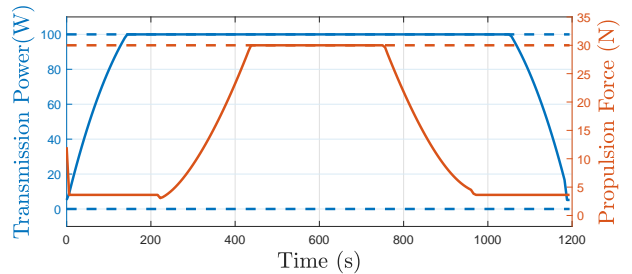
$$\Omega(x) \triangleq \begin{cases} \infty, & \forall x \in (-\infty, 0) \\ C_{D1}x^2 + C_{D2}x^{-2}, & \forall x \in [0, \infty), \end{cases} \quad (21)$$

where $C_{D1} = 9.26 \times 10^{-4}$ is the parasitic drag coefficient and $C_{D2} = 2250$ is the lift induced drag coefficient [17].

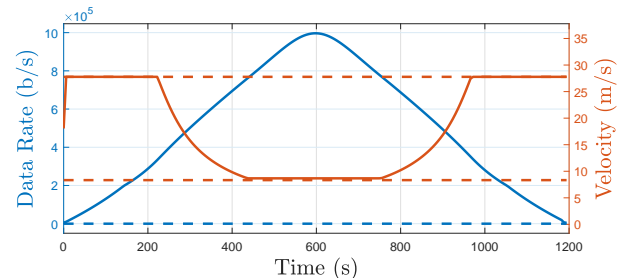
Simulation results are shown in Figure 3 for a storage buffer initialized to $D = 75$ MB and speeds restricted in the range $[V_{\min}, V_{\max}] = [30, 100]$ km/h. This results in a total energy expenditure of 309.50 kJ, where 105.05 kJ is due to transmission and 204.51 kJ is due to propulsion. Of this, only 48.01 kJ of *extra* propulsion energy is used to vary speed on top of the base energy required to traverse the distance at a constant speed. Furthermore, the problem would have been infeasible if the node was restricted to a constant speed of 65 km/h. We note that, with the given parameterization, it is possible to transmit up to 78 MB of data in the defined time interval.

σ^2 [W]	B [Hz]	M [GB]	P_{\max} [W]	α	T [min]
10^{-10}	10^9	1	100	1.5	20

TABLE I: Dynamic model parameters that have been used across all simulation results.



(a) Optimal transmission power and propulsion force used by U_1 .



(b) Associated achieved data rate and velocity profile of U_1 .

Fig. 3: Simulation results for the single-node problem, with trajectories shown as solid, and bounds shown as dashed lines.

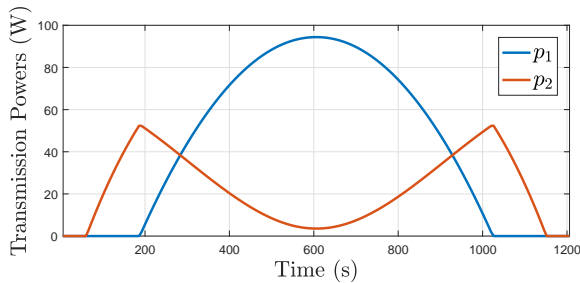
In comparison, if the speed of U_1 is fixed, then the maximum transmittable data is approximately 56 MB, using 120.00 kJ of transmission energy. Although considerably more energy is used, the optimal power policy for a fixed trajectory is characterized by a water-filling solution, an equivalent proof of which may be found in [21]. This problem results in a one dimensional search space, easily solved through such algorithms as binary search.

B. Multiple Nodes

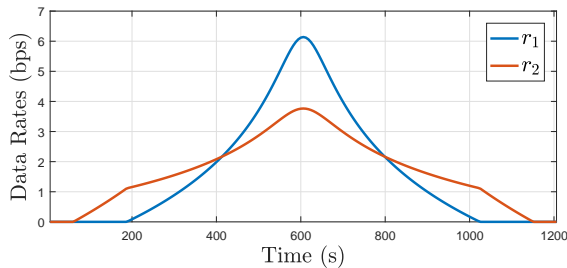
We now investigate the transmission energy problem for two nodes, traveling in parallel trajectories at fixed speeds such that $V_{\max} = V_{\min} = 65$ km/h, as depicted by the green lines in Figure 1. Relaying is not allowed, as may be the case if no bandwidth is allocated to U_1 and U_2 to receive each other's transmissions, equivalently turning them into pure source nodes. Simulation results are presented in Figure 4.

U_1 is closer to the AP at all times, and therefore is advantaged in that it experiences more favorable channel conditions. The disadvantaged node U_2 transmits for a longer duration due to the smaller relative change in its channel gain. The interior point algorithm converged after 42 iterations to a minimum energy of 52.707 kJ and 26.77 kJ for U_1 and U_2 , respectively, for a starting data load of $D_1 = D_2 = 25$ MB.

It is notable that the advantaged node uses considerably more transmission energy than the disadvantaged node. Referring to [22], which derives two-user optimal power allocations that achieve arbitrary rate tuples on the boundary of \mathcal{C} we explain this as follows. From Figure 2, the optimal rate pairs for given transmit powers p_1 and p_2 lie on the



(a) Transmit powers of nodes U_1 and U_2 .



(b) Associated transmission rates achieved by nodes U_1 and U_2 .

Fig. 4: Simulation results for the two-node transmission power problem.

segment L_3 . Equivalently, $\exists \rho \in [0, 1]$ such that the rate pair for an arbitrary point $R^{(*)} = (r_1^{(*)}, r_2^{(*)})$ on L_3 is given by the interpolation $R^{(*)} = \rho \cdot R^{(1)} + (1 - \rho) \cdot R^{(2)}$. We may interpret ρ as being the priority assigned to each transmitting node by the U_0 when SIC is being carried out. $\rho = 1$ means that data from U_1 is being decoded second, subject to a lower noise rate, while $\rho = 0$ means the opposite decoding order. We may think of the mapping $t \mapsto \rho(t)$ as a time-varying priority. However, by calculating $\rho(t)$ from the optimum powers and rates seen in Figure 4, we find that $\rho(t) = 0, \forall t \in \mathcal{T}$ such that $p_1(t) > 0, p_2(t) > 0$. In other words, the disadvantaged node is always given priority, which is why it uses less energy at the optimum, even though it always experiences a worse channel gain.

V. CONCLUSIONS

We have presented a general optimization framework for joint control of propulsion and transmission energy for single/multi-hop communication links in robotic networks. The relaxation of transmission constraints to theoretic capacity bounds, with relatively mild assumptions on the mobility model, results in a nonlinear but convex OCP. We showed that optimizing over a fixed path, as opposed to a fixed trajectory, increases the feasible starting data by at least 30% for just a single node. For the fixed-trajectory two-node MAC simulation, the optimal solution has been presented and analyzed. Immediate extensions of this work include higher fidelity models, and analysis of the relay network encompassed in problem (8). Considering the overarching goal of real-time control, further developments will be closed-loop analysis of the control strategy, and consideration of the computational burden and energy expenditure [3], [23] in the network.

REFERENCES

- [1] J. Ko, A. Mahajan, and R. Sengupta, "A network-centric UAV organization for search and pursuit operations," in *Aerospace Conference Proceedings, 2002. IEEE*, vol. 6, pp. 6–6, IEEE, 2002.
- [2] S. Wang, A. Gasparri, and B. Krishnamachari, "Robotic message ferrying for wireless networks using coarse-grained backpressure control," in *Globecom Workshops (GC Wkshps), 2013 IEEE*, pp. 1386–1390, IEEE, 2013.
- [3] M. Thammawichai, S. P. Baliyarasimhuni, E. C. Kerrigan, and J. B. Sousa, "Optimizing communication and computation for multi-UAV information gathering applications," *arXiv preprint arXiv:1610.04091*, 2016.
- [4] P. Zhan, K. Yu, and A. L. Swindlehurst, "Wireless relay communications with unmanned aerial vehicles: Performance and optimization," *IEEE Transactions on Aerospace and Electronic Systems*, vol. 47, no. 3, pp. 2068–2085, 2011.
- [5] I. Bekmezci, O. K. Sahingoz, and Ş. Temel, "Flying ad-hoc networks (FANETs): A survey," *Ad Hoc Networks*, vol. 11, no. 3, pp. 1254–1270, 2013.
- [6] W. Zhao and M. H. Ammar, "Message ferrying: Proactive routing in highly-partitioned wireless ad hoc networks," in *Distributed Computing Systems, 2003. FTDCS 2003. Proceedings. The Ninth IEEE Workshop on Future Trends of*, pp. 308–314, IEEE, 2003.
- [7] Y. Yan and Y. Mostofi, "Robotic router formation in realistic communication environments," *IEEE Transactions on Robotics*, vol. 28, no. 4, pp. 810–827, 2012.
- [8] P. Sujit, S. Saripalli, and J. B. Sousa, "Unmanned aerial vehicle path following: A survey and analysis of algorithms for fixed-wing unmanned aerial vehicles," *IEEE Control Systems*, vol. 34, no. 1, pp. 42–59, 2014.
- [9] Y. Yan and Y. Mostofi, "To go or not to go: On energy-aware and communication-aware robotic operation," *IEEE Transactions on Control of Network Systems*, vol. 1, no. 3, pp. 218–231, 2014.
- [10] Y. Zeng, R. Zhang, and T. J. Lim, "Throughput maximization for mobile relaying systems," *arXiv preprint arXiv:1604.02517*, 2016.
- [11] D. Tse and P. Viswanath, *Fundamentals of wireless communication*. Cambridge university press, 2005.
- [12] L. Ren, Z. Yan, M. Song, and J. Song, "An improved water-filling algorithm for mobile mimo communication systems over time-varying fading channels," in *Electrical and Computer Engineering, 2004. Canadian Conference on*, vol. 2, pp. 629–632, IEEE, 2004.
- [13] D. Gunduz and E. Erkip, "Opportunistic cooperation by dynamic resource allocation," *IEEE Transactions on Wireless Communications*, vol. 6, no. 4, 2007.
- [14] D. N. C. Tse and S. V. Hanly, "Multiaccess fading channels. I. polymatroid structure, optimal resource allocation and throughput capacities," *IEEE Transactions on Information Theory*, vol. 44, no. 7, pp. 2796–2815, 1998.
- [15] Y. Mei, Y.-H. Lu, Y. C. Hu, and C. G. Lee, "Energy-efficient motion planning for mobile robots," in *Robotics and Automation, 2004. Proceedings. ICRA'04. 2004 IEEE International Conference on*, vol. 5, pp. 4344–4349, IEEE, 2004.
- [16] U. Ali, H. Cai, Y. Mostofi, and Y. Wardi, "Motion and communication co-optimization with path planning and online channel estimation," *arXiv preprint arXiv:1603.01672*, 2016.
- [17] Y. Zeng and R. Zhang, "Energy-efficient UAV communication with trajectory optimization," *IEEE Transactions on Wireless Communications*, vol. 16, no. 6, pp. 3747–3760, 2017.
- [18] P. Falugi, E. Kerrigan, and E. Van Wyk, "Imperial College London Optimal Control Software User Guide (ICLOCS)," <http://www.ee.ic.ac.uk/ICLOCS/>, 2010.
- [19] S. Boyd and L. Vandenberghe, *Convex optimization*. Cambridge university press, 2004.
- [20] A. L. Yuille and A. Rangarajan, "The concave-convex procedure," *Neural computation*, vol. 15, no. 4, pp. 915–936, 2003.
- [21] S. Wolf, "An introduction to duality in convex optimization," *Network*, vol. 153, 2011.
- [22] R. S. Cheng and S. Verdú, "Gaussian multiaccess channels with ISI: Capacity region and multiuser water-filling," *IEEE Transactions on Information Theory*, vol. 39, no. 3, pp. 773–785, 1993.
- [23] S. Nazemi, K. K. Leung, and A. Swami, "QoI-aware tradeoff between communication and computation in wireless ad-hoc networks," in *Personal, Indoor, and Mobile Radio Communications (PIMRC), 2016 IEEE 27th Annual International Symposium on*, pp. 1–6, IEEE, 2016.