

On the tuning in the (m_h, m_t) plane: Standard Model criticality vs. High-scale SUSY

Gino Isidori^a and Andrea Pattori^{a,b}

(a) *Physik-Institut, Universität Zürich, CH-8057 Zürich, Switzerland*

(b) *Dipartimento di Fisica e Astronomia “G. Galilei”,
Università di Padova, Via Marzolo 8, I-35131 Padua, Italy*

Abstract

We analyse the predictions of both Higgs and top masses in a generic MSSM satisfying gauge-coupling unification, radiative electroweak symmetry breaking, with a natural (non-splitted) spectrum of soft-breaking terms, and an arbitrary soft-breaking scale (above a few TeV). This procedure allows us to identify a relatively narrow SUSY-allowed region in the (m_h, m_t) plane. We argue that the compatibility of the measured values of Higgs and top masses with this SUSY-allowed region is not less surprising than the corresponding compatibility with the narrow SM metastability region. As such, it provides a non-trivial signal of the compatibility of present data with a supersymmetric completion of the SM.

Contents

1	Introduction	2
2	Assumptions and strategy of the analysis	3
2.1	Quantitative definition of the requirements	3
2.2	Analysis strategy	5
3	Discussion of the results	8
3.1	Analysis of the constraints in the (m_h, m_t) plane	8
3.1.1	The low m_S scenario	8
3.1.2	The Radiative EWSB condition at low m_S	11
3.1.3	High-scale SUSY	11
3.2	A comparison with the SM metastability region	13
4	Conclusions	14
A	Numerical value of λ_{thr}	15

1 Introduction

Among the possible ultraviolet completions of the Standard Model (SM), supersymmetric theories represent one of the most motivated and attractive options. This statement remains true despite the absence, so far reported by LHC experiments, of direct signals of new particles above the electroweak scale. These negative experimental results indicate that low-energy supersymmetry (SUSY) cannot provide a completely natural solution to the hierarchy problem of the electroweak scale. However, many additional potential virtues of supersymmetric theories, such as gauge coupling unification, the stabilisation of the Higgs potential, a natural dark-matter candidate, and the attractive possibility of coherently embedding gravitational interactions in the context of supergravity, remain open.

Exploring supersymmetric extensions of the SM abandoning the criteria of a natural solution to the hierarchy problem is a rather difficult task. Even more difficult, but somehow more interesting, is trying to address the question of how likely is to reproduce the observed SM spectrum, and the absence of new-physics signals, in a given supersymmetric model. The purpose of this paper is to provide a partial answer to the latter question, in the context of the Minimal Supersymmetric extension of the Standard Model (MSSM).

Abandoning the naturalness criteria, significant constraints on the MSSM parameter space can be derived exploiting the renormalisation group (RG) flow of the theory, or the connection between low- and high-energy scales. In this context, the value of the Higgs mass (m_h) and the requirement of gauge coupling unification provides two key ingredients. The former can be viewed as a prediction of the RG flow in the infrared, while the latter can be used to anchor the parameter space of the theory in the ultraviolet.

These two features of the MSSM have been extensively discussed in the past and recent literature to derive upper or lower bounds on the SUSY breaking scale (see e.g. Ref. [1–15]). As is well known, m_h is predicted to lie below the Z -boson mass in the MSSM at tree level. This relation receives quantum corrections that grow logarithmically with the scale of the soft-breaking terms (m_S). As a result, the experimentally measured value, $m_h = 125.1 \pm 0.2$ GeV, provides a significant lower-bound on m_S . The latter has been investigated in great detail after the Higgs boson discovery [11–14]. Conversely, the requirement of gauge-coupling unification can be used to derive an upper bound on m_S . Barring the case of a huge mass splitting among the soft-breaking terms, as in split-SUSY [8, 9], gauge coupling unification can be achieved only if m_S is low enough to correct the non-unifying RG flow of the SM. According to the recent analysis of Ref. [13], this occurs for m_S up to about 10^6 GeV.

The purpose of this work is to further explore these and other features of the RG flow of the MSSM, with a purpose different than in most previous analyses, namely trying to address the question of how likely is to reproduce the observed SM spectrum (or better some of its key features). More precisely, our concrete goal is to investigate the predictions of both Higgs and top (m_t) masses in a generic MSSM, satisfying gauge-coupling unification and radiative electroweak symmetry breaking, with a non-split spectrum of soft-breaking terms.

The reason to focus the attention on both m_h and m_t is twofold. On the one hand, these are the masses of the two heaviest SM fields. On the other hand, these low-energy observables are in one-to-one correspondence with the Higgs self-coupling and the top Yukawa coupling, namely the two leading non-gauge interactions of the theory. The combined values of m_h and

m_t , together with the Fermi coupling, thus provide a clear characterisation of the symmetry breaking sector of the theory at low energies. This statement acquires a special meaning in the context of the MSSM, where the top Yukawa coupling may trigger a radiative breaking of the electroweak symmetry, starting from a symmetric configuration at high scales.

Investigating the MSSM predictions in the (m_h, m_t) plane is also of particular interest when comparing them with those obtained in the non-SUSY case, extrapolating the validity to the SM up to the Planck scale. The latter analysis has triggered a lot of attention in the last few years given the peculiar position of the measured $\{m_h^{\text{exp}}, m_t^{\text{exp}}\}$ point, which lies in the narrow SM metastability region [16–18]. As we will argue in the following, the interpretation of the same point in a landscape of MSSM models is not less interesting, and can be interpreted as a non-trivial signal of the compatibility of present data with a supersymmetric completion of the SM.

2 Assumptions and strategy of the analysis

As anticipated in the introduction, exploring the MSSM parameter space — abandoning the criteria of a natural solution to the hierarchy problem as main guide to restrict it — is a non-trivial task. In order to achieve this goal, we need additional hypotheses. Our strategy is based on the following four main requirements:

- gauge coupling unification;
- natural range for the soft-breaking terms at the GUT scale (natural soft spectrum);
- radiative breaking of the electroweak symmetry (REWSB);
- prediction of the Higgs mass (λ -matching).

The first two conditions bound the structure of the model at high energies, while the last two conditions are related to the matching into a SM-like theory at low energies. In the following we first formulate in a more precise way these requirements, translating them into well-defined quantitative constraints on the soft-breaking terms. Next we illustrate the strategy adopted to efficiently span the MSSM parameter space checking if and where these conditions are satisfied.

2.1 Quantitative definition of the requirements

- *Gauge coupling unification.* In order to implement the condition of gauge unification, we need to quantify the amount of threshold corrections we are ready to tolerate at high scales. This issue has been extensively studied in the literature and will not be reanalysed here in detail. We will simply exploit the results recently obtained in Ref. [13]. According to this analysis, a satisfactory gauge-coupling unification for a non-split spectrum (defined as in the item below) does occur if $m_S \lesssim 10^6$ GeV.

Taken for granted that gauge coupling unification is achieved, we should only care about a sensible definition of the GUT scale itself, m_G . Given that a small residual mismatch

among gauge couplings always remain, it is reasonable to define m_G in such a way to minimise it. For this reason, we will operatively define m_G as:

$$m_G = \min_{\mu} \left(\frac{\sqrt{(g_1(\mu) - g_2(\mu))^2 + (g_2(\mu) - g_3(\mu))^2 + (g_1(\mu) - g_3(\mu))^2}}{g_1(\mu) + g_2(\mu) + g_3(\mu)} \right). \quad (1)$$

A different choice, common in the literature, could have been to simply set m_G as the energy at which $g_1(\mu) = g_2(\mu)$. It is worth noting that different definitions may lead to $\mathcal{O}(1)$ variations in the exact value of m_G . However, being the sensitivity of the RG flow to the input scale only logarithmic, it is intrinsically irrelevant for our purposes to define m_G with an accuracy better than $\mathcal{O}(1)$.

- *Natural soft spectrum.* The definition of the acceptable range for the variation of the the soft breaking terms (and of the μ parameter) is one of the key issue of the present analysis. First of all, we stress that we define this range at the high scale m_G , where such terms are presumably generated. At this scale we consider a configuration of (flavour-blind) soft breaking terms as natural (hence acceptable in our analysis) if the ratios of independent terms with respect to a common input scale lies within $1/r$ and r , with $r = \mathcal{O}(1)$. Note that this condition is qualitatively different from the requirement of minimal fine-tuning in deriving a low-energy observable (such as the Higgs mass or the electroweak scale) and it follows only from the physical assumption of a common origin of the soft-breaking terms.

Operatively, the common scale is conventionally chosen to be the gluino mass, $M_3(m_G)$, and we set $r = 3$, although the implications of larger values of r are also investigated. More precisely, dimension-two soft couplings (sfermion and Higgs masses) are varied in the natural range in units of $M_3^2(m_G)$, while dimension-one soft couplings are varied in units of $M_3(m_G)$. To simplify the analysis, we further impose the relation $M_1(m_G) = M_2(m_G) = M_3(m_G)$ among the gaugino masses.

- *Radiative electroweak symmetry breaking.* The first low-energy condition we impose on the model in order to reduce the number of independent parameters, or better to express them in terms of low-energy observables, is the requirement of electroweak symmetry breaking. This imply the two relations

$$\begin{cases} m_{H_u}^2 + |\mu|^2 - b \cot \beta - \frac{1}{2} m_Z^2 \cos(2\beta) = 0 \\ m_{H_d}^2 + |\mu|^2 - b \tan \beta + \frac{1}{2} m_Z^2 \cos(2\beta) = 0 \end{cases} \quad (2)$$

where

$$v_{u(d)} = \langle H_{u(d)}^0 \rangle, \quad \tan \beta \equiv \frac{v_u}{v_d}, \quad v_u^2 + v_d^2 = v^2 \approx (174 \text{ GeV})^2, \quad (3)$$

which can be solved only if

$$(|\mu|^2 + m_{H_u}^2)(|\mu|^2 + m_{H_d}^2) < b^2. \quad (4)$$

This relation allows us to express some of the soft-breaking terms and μ in terms of m_Z and $\tan\beta$. Out of these two low-energy observables, only m_Z is fixed to its physical value (i.e. is considered a fixed condition in our parameter scan).

As anticipated, we are interested in studying under which conditions the mechanism of electroweak symmetry breaking occurs as a radiative effect at low energies, starting from a symmetric condition at high scale (i.e. m_G). This occurs if Eq. (4) is not fulfilled at m_G , namely if

$$\left(|\mu(m_G)|^2 + m_{H_u}^2(m_G)\right) \left(|\mu(m_G)|^2 + m_{H_d}^2(m_G)\right) > b^2(m_G) . \quad (5)$$

The simultaneous requirement of Eq. (4), at the electroweak scale, and Eq. (5), will be our operative definition of REWSB.

- *Higgs mass.* The second low-energy constraint on the model is derived by the matching of the effective Higgs quartic coupling, λ_{SM} , evolved up the scale m_S according the SM RG flow (starting from the electroweak scale), with its prediction in terms of MSSM parameters, $\lambda_{\text{MSSM}}(m_S)$, as sketched here:

$$\lambda_{\text{MSSM}}(m_S) = \frac{1}{4} [g^2(m_S) + g'^2(m_S)] \cos^2 2\beta + \Delta\lambda^{1loop} . \quad (6)$$

Here $\Delta\lambda^{1loop}$ denotes the complete one-loop correction to the tree-level matching condition, whose explicit expression can be found e.g. in Ref. [11, 13]. Since $\Delta\lambda^{1loop}$ depends on the sparticle spectrum and other MSSM parameters at the scale m_S , Eq. (6) provide a well-defined low-energy matching condition. From now on we will refer to it as the λ -matching condition.

Ideally, we should impose $\lambda_{\text{SM}}(m_S) = \lambda_{\text{MSSM}}(m_S)$; however, since both the RG equations and the matching expression are derived in perturbation theory, the neglect higher-order terms induced an unavoidable mismatch. Therefore, we impose the λ -matching condition in the following form

$$|\lambda_{\text{SM}}(m_S) - \lambda_{\text{MSSM}}(m_S)| < \lambda_{\text{thr}} \sim \max(\Delta\lambda^{2loop}) , \quad (7)$$

where λ_{thr} generically denotes the maximal amount of (low-energy) threshold corrections we are ready to tolerate. As indicated in Eq. (7), the latter are estimated using the leading two-loop threshold corrections ($\Delta\lambda^{2loop}$). The precise value of λ_{thr} , that we vary as a function of m_S , is reported in Appendix A.

2.2 Analysis strategy

In this section we illustrate the procedure followed to analyse the MSSM parameter space taking into account the four main requirements specified above. Let us recall that we want to perform our study considering different input values of m_h and m_t , keeping the Fermi scale and the SM gauge couplings (hence W and Z masses) fixed to their physical values. For convenience, the Fermi scale is expressed in terms of $v_F = (2\sqrt{2}G_F)^{-1/2} \approx 174$ GeV. Namely the Higgs self-coupling and the top Yukawa coupling are determined in terms of the physical values of m_h and m_t at $\mu = v_F$.

Step	v_F	m_S	m_G			
1	$g_{1,2,3}(v_F)$	$\xrightarrow{\text{SM-RGE}}$	$g_{1,2,3}(m_S)$	$\xrightarrow{\text{MSSM-RGE}}$	$g_{1,2,3}(\mu) \rightarrow m_G$ [Eq. (1)]	
2	$m_t \rightarrow g_t(v_F)$ $m_h \rightarrow \lambda(v_F)$	$\xrightarrow{\text{SM-RGE}}$	$M_3(m_S) = m_S$ $y_t(m_S)$ $\lambda(m_S)$	$\xrightarrow{\text{MSSM-RGE}}$	$M_3(m_G)$	
3			$\begin{cases} M_{1,2}(m_S) \\ A_t(m_S) \\ m_{Q_{3,u_3}}(m_S) \\ m_{H_{u,d}}(m_S) \end{cases}$ \downarrow $\text{[Eq. (2)] } \begin{cases} \mu(m_S) \\ b(m_S) \end{cases}$ <p>check: <ul style="list-style-type: none">• EWSB• λ – matching</p>	$\xleftarrow{\text{MSSM-RGE}}$	$\begin{cases} M_{1,2}(m_G) \\ A_t(m_G) \\ m_{Q_{3,u_3}}(m_G) \\ m_{H_{u,d}}(m_G) \end{cases}$ $\begin{cases} \mu(m_G) \\ b(m_G) \end{cases}$ <p>check: <ul style="list-style-type: none">• REWSB• Natural soft spectrum</p>	[Eq. (8)]
4	Characterisation of the (m_h, m_t) point according to Step 3 results					

Table 1: Schematic representation of the analysis performed in order to characterise each point in the (m_h, m_t) plane.

The procedure adopted is based on four steps, schematically illustrated in Table 1, which can be summarised as follows.

- Step 1: determination of the GUT scale [*input* : m_S].
For a given m_S value, the SM gauge couplings (whose low-energy values are taken from experiments) are evolved up to m_S using SM one-loop RGE equations, and further up using supersymmetric RG equations. The GUT scale m_G is then determined by means of Eq. (1).
- Step 2: determination of boundary conditions at m_S and m_G [*input* : $\{m_h, m_t, \tan \beta\}$].
Starting from the chosen values of m_h and m_t (denoting the corresponding pole masses) the values of the Higgs coupling λ and the top Yukawa coupling g_t , within the SM, are determined (by means of one-loop matching conditions) at the electroweak scale v_F and evolved up to m_S . For a given $\tan \beta$ value, the supersymmetric top Yukawa coupling (y_t) is fixed by the (tree-level) relation $y_t(m_S) = g_t(m_S) \sin \beta$.
Identifying the gluino mass with the soft-breaking scale $M_3(m_S) = m_S$, and evolving it up to the GUT scale, we determine $M_3(m_G)$. As anticipated, the latter is used as reference scale to define the natural range of all the other soft-breaking parameters at the GUT scale.
- Step 3: scan over the remaining MSSM parameters.

At the end of step 2 only the gaugino masses and the top Yukawa coupling have been determined. The parameters still unknown and relevant for our analysis are $\{m_{Q_3,u_3}, A_t, m_{H_{u,d}}, \mu, b\}$. However, not all of them are independent since we are interested only in configurations giving rise to electroweak symmetry breaking (with the physical value of the Fermi scale).

To scan the viable parameter configurations we use the following strategy: we fix $\{m_{Q_3,u_3}, A_t, m_{H_{u,d}}\}$ at the GUT scale following our criterium of a natural soft-breaking spectrum, namely we vary them in the range

$$\begin{cases} m_{H_{u,d}}^2(m_G) = r_{H_{u,d}} M_3^2(m_G) \\ m_{Q_3,u_3}^2(m_G) = r_{Q,U} M_3^2(m_G) \\ A_t(m_G) = r_t M_3(m_G) \end{cases}, \quad \{r_{t,Q,u,H_u,H_d}\} \in \left(\frac{1}{\bar{r}}, \bar{r}\right), \quad (8)$$

with $\bar{r} = 3$. We then run them down to m_S and invert Eq. (2) to determine $|\mu(m_S)|$ and $b(m_S)$. Having obtained the full soft-breaking spectrum at the low scale we are able to determine $\lambda_{\text{MSSM}}(m_S)$ and check if the λ -matching condition is satisfied. The low-energy values of $|\mu(m_S)|$ and $b(m_S)$ are then evolved up to m_G in order to check if they are compatible with the assumption of a natural spectrum, i.e. if

$$r_{\mu,b} \in \left(\frac{1}{\bar{r}}, \bar{r}\right), \quad \text{where} \quad \begin{cases} r_\mu \equiv \mu(m_G)^2/M_3(m_G)^2 \\ r_b \equiv b(m_G)/M_3(m_G)^2 \end{cases}, \quad (9)$$

and to check if the electroweak symmetry breaking has been achieved radiatively.

Summarising, for each configuration of soft-breaking terms we check the following conditions:

- Consistent electroweak symmetry breakdown ($|\mu|^2 > 0$);
 - The λ -matching condition in Eq. (7);
 - The naturalness of $\mu(m_G)$ and $b(m_G)$ defined in Eq. (8);
 - The REWSB condition, Eq. (5).
- Step 4: characterisation of the (m_h, m_t) point.
The outcome of the scan in step 3 (including also a scan over the value of $\tan \beta$ in the range $\tan \beta \in [1.1, 10]$ from step 2) is classified according to the maximal number of conditions satisfied by at least one configuration of soft-breaking terms. In particular, we classify the point in the (m_h, m_t) plane as a *viable point* if at least the first three conditions (i.e. all but REWSB) are satisfied.

As it can easily be understood, the most challenging task from the computational point of view is the scan over $\{A_t, m_{Q_3,u_3}^2, m_{H_{u,d}}^2\}$ in step 3. We find that a reliable scan of such five-dimensional parameter space requires to probe $\mathcal{O}(10^4)$ independent configurations for each step 2 point. Since a full numerical handling of such RG flow would be prohibitively time consuming, whenever possible analytical solutions to the RG equations of the soft parameters have been developed and implemented.

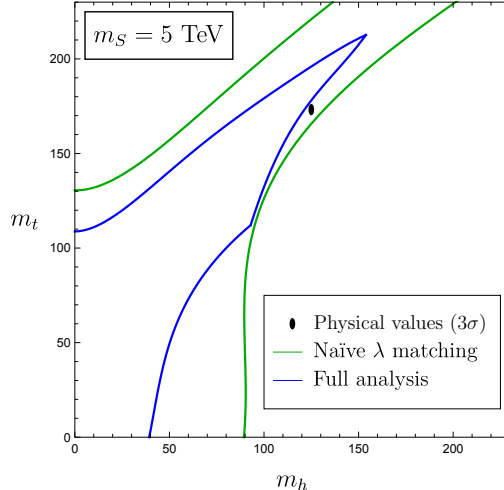


Figure 1: Comparison of the viable region in the (m_h, m_t) plane obtained according to our analysis, without imposing the REWSB condition (blue line), and the one following only from a naïve matching condition on the Higgs mass (green line). The physical values for (m_h, m_t) are also shown for reference.

3 Discussion of the results

3.1 Analysis of the constraints in the (m_h, m_t) plane

We are now ready to discuss the viable region in the (m_h, m_t) plane identified following the analysis illustrated in Sect. 2. We first discuss the results obtained at low m_S , without imposing the requirement of REWSB. We then proceed discussing the impact of the latter requirement and of increasing m_S values.

3.1.1 The low m_S scenario

In Figure 1 we show the viable (m_h, m_t) region for $m_S = 5$ TeV. More explicitly, we compare the results obtained according to our analysis, without the REWSB requirement (blue line, *full analysis*), with those obtained using only the λ -matching condition (green line, *naïve λ -matching*). The latter is defined as the region obtained imposing only Eq. (7), scanning over the relevant MSSM parameters directly at the matching scale (no RG effects above m_S), maximising in size the finite part of the one-loop threshold corrections (with positive or negative sign depending on the border).

The two boundaries of the naïve viable region can be understood as follows: i) for points on the right of the lower green curve, the quartic Higgs coupling is too high to be properly matched with its MSSM expression in terms of SM gauge couplings (even when maximal threshold corrections are taken into account); ii) for points above the upper green curve, $\lambda_{\text{SM}}(m_S)$ becomes negative (of an amount that cannot be accommodated through threshold corrections).

Our viable region (in blue) is obviously more restrictive being based on more demanding conditions. Its peculiar shape can be divided into three different pieces: an upper border

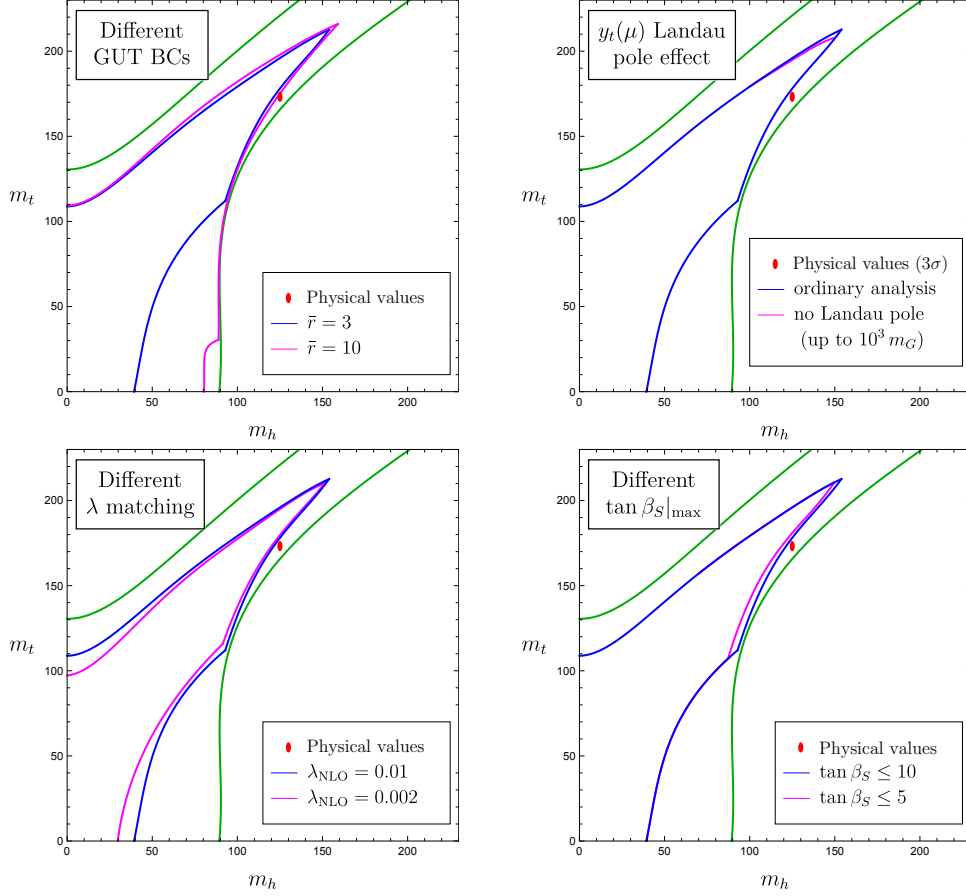


Figure 2: Comparison between the viable region for the reference set of parameters (in blue) and the regions resulting from modifications of some of these parameters (in magenta, see text for more details). The green curves of Figure 1 are also shown for reference.

(representing the highest allowed m_t value for a given m_h), a right border (that goes from the end of the up border down to a visible “shoulder”) and a lower border (that from the above mentioned shoulder goes down to $m_t = 0$). Each of these curves has a different origin and explanation.

- The upper border has the same origin as the (green) upper border from the naïve λ -matching: it denotes the region above which $\lambda_{\text{SM}}(m_S)$ becomes too negative to be rescued by threshold corrections. The blue curve is lower than the green one since in the full analysis threshold corrections are limited by the assumption of a natural spectrum at the GUT scale. Moreover, in the high- m_t part of the border (i.e. for $m_t \gtrsim 190$ GeV), an additional effect enters the game: the requirement that $y_t(\mu)$ does not develop a Landau pole before reaching the GUT scale. This forces us to raise $\tan \beta$ as m_t increases (since this lowers, in turn, the low-scale value of y_t), correspondingly affecting the λ -matching condition.
- Similarly, the right border has the same origin as the corresponding right border from the naïve λ -matching: it denotes the region after which $\lambda_{\text{SM}}(m_S)$ becomes too large. As

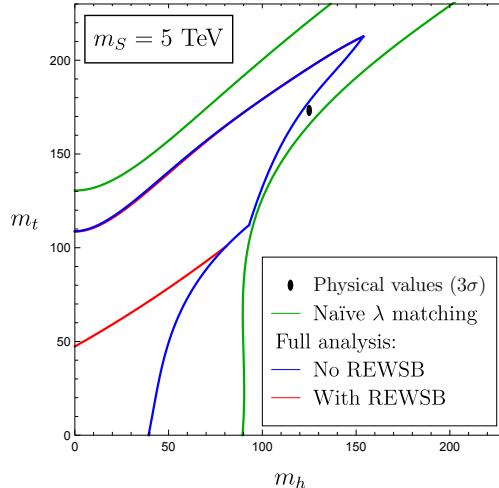


Figure 3: Naïve viable region (green) and viable region with (red) and without (blue) the additional REWSB condition.

for the upper border, the shift between green and blue curves is due to the limitation on the threshold corrections. Indeed the two curves tends to overlap at low m_t , where threshold corrections plays a smaller role.

- The lower border has no analog in the the naïve λ -matching case: for m_t values below this curve, the smaller value of $\tan \beta$ required by λ -matching does not allow us to fulfil the electroweak symmetry breaking condition (within our boundary conditions on the soft spectrum at the GUT scale). On this effect, two comments are in order:
 - For low m_t , the tension between λ -matching and EWSB, Eq. (2), is clear: the former prefers high values for $\tan \beta$, in order to increase λ_{MSSM} ; the latter prefers low values for $\tan \beta$ to compensate for the small m_t value, which reduces the y_t influence on the RG flow.
 - In the absence of big RG flow effects, the achievement of electroweak symmetry breakdown depends critically on the choice of boundary conditions imposed at m_G . In particular, the excluded region tends to shrink for larger values of \bar{r} in Eq. (8).

In order to better understand the features discussed above, it is interesting to study how the various boundaries change by varying the parameters of the analysis. An illustration of the main effects is shown Figure 2.

The top-left plot of Figure 2 shows how the viable region expands when the boundary conditions at m_G are scanned more widely (precisely, in Eq. (8) we switch from $\bar{r} = 3$ to $\bar{r} = 10$). As can be seen, the upper and right borders expands (as expected), but only very mildly. On the other hand, the variation is quite pronounced for the lower border. The reason for this effect has already been discussed. More explicitly, for low m_t values electroweak symmetry breaking can be achieved allowing a bigger (but somehow unnatural) splitting between $m_{H_u}^2(m_G)$ and $m_{H_d}^2(m_G)$.

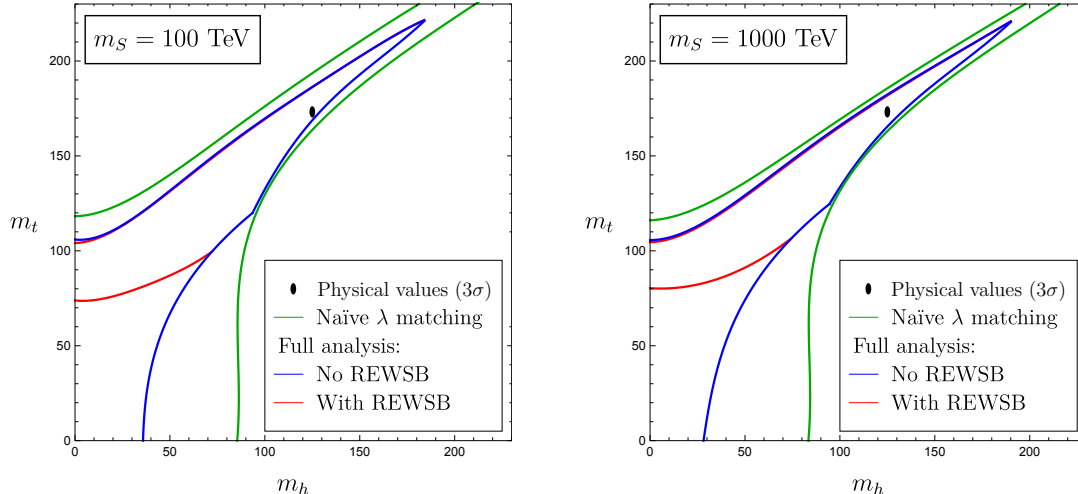


Figure 4: Naïve viable region (green curves), viable region with (red curves) and without (blue curves) REWSB, for $m_S = 100\text{TeV}$ (left plot) and $m_S = 1000\text{TeV}$ (right plot).

The impact of removing configurations leading to a Landau pole for $y_t(\mu)$ before the GUT scale, and the impact of tighter constraints on the higher-order terms in the λ -matching condition, are illustrated in the top-right and bottom-left plots of Figure 2, respectively. Finally, in the bottom-right plot of Figure 2 we show the shift in the shape of the viable region due to a reduction of the maximal $\tan\beta$ value considered.

3.1.2 The Radiative EWSB condition at low m_S

Still considering the low m_S scenario (with $m_S = 5\text{ TeV}$), we can now examine how the viable region shrinks when the additional requirement of REWSB, i.e. the simultaneous requirement of Eq. (4) and Eq. (5), is imposed. Naïvely, one should expect the REWSB condition to be more difficult to be achieved in the region where the RG effects induced by $y_t(\mu)$ are smaller, hence in the low- m_t region. This is indeed what happens, as shown in Figure 3.

As can be seen, the main effect of the REWSB condition is to reduce significantly the lower border of the allowed region, cutting out the low- m_t region: for $m_t \approx 80\text{ GeV}$ the red border (denoting the constraint obtained imposing REWSB) detaches itself from the blue one (obtained without this extra condition). The net effect is not a sharp (horizontal) cut in m_t , since the decrease in $y_t(\mu)$ can be compensated by an appropriate change in $m_{H_{u,d}}^2$. However, the latter makes the λ -matching harder to achieve, resulting into the non-trivial slope in m_t vs. m_h exhibited by the red curve in Figure 3. Extrapolating the curve to $m_h \rightarrow 0$, we deduce the existence of a critical value for m_t ($m_t^{\text{min}} \sim 50\text{ GeV}$ for $m_S = 5\text{ TeV}$) below which REWSB cannot be achieved independently of the other parameters.

3.1.3 High-scale SUSY

We now proceed analysing how the allowed region change by raising the soft-breaking scale. In Figure 4 we show the result obtained for $m_S = 100\text{ TeV}$ (left plot) and $m_S = 1000\text{ TeV}$ (right plot), which should be compared with the $m_S = 5\text{ TeV}$ case shown in Figure 3.

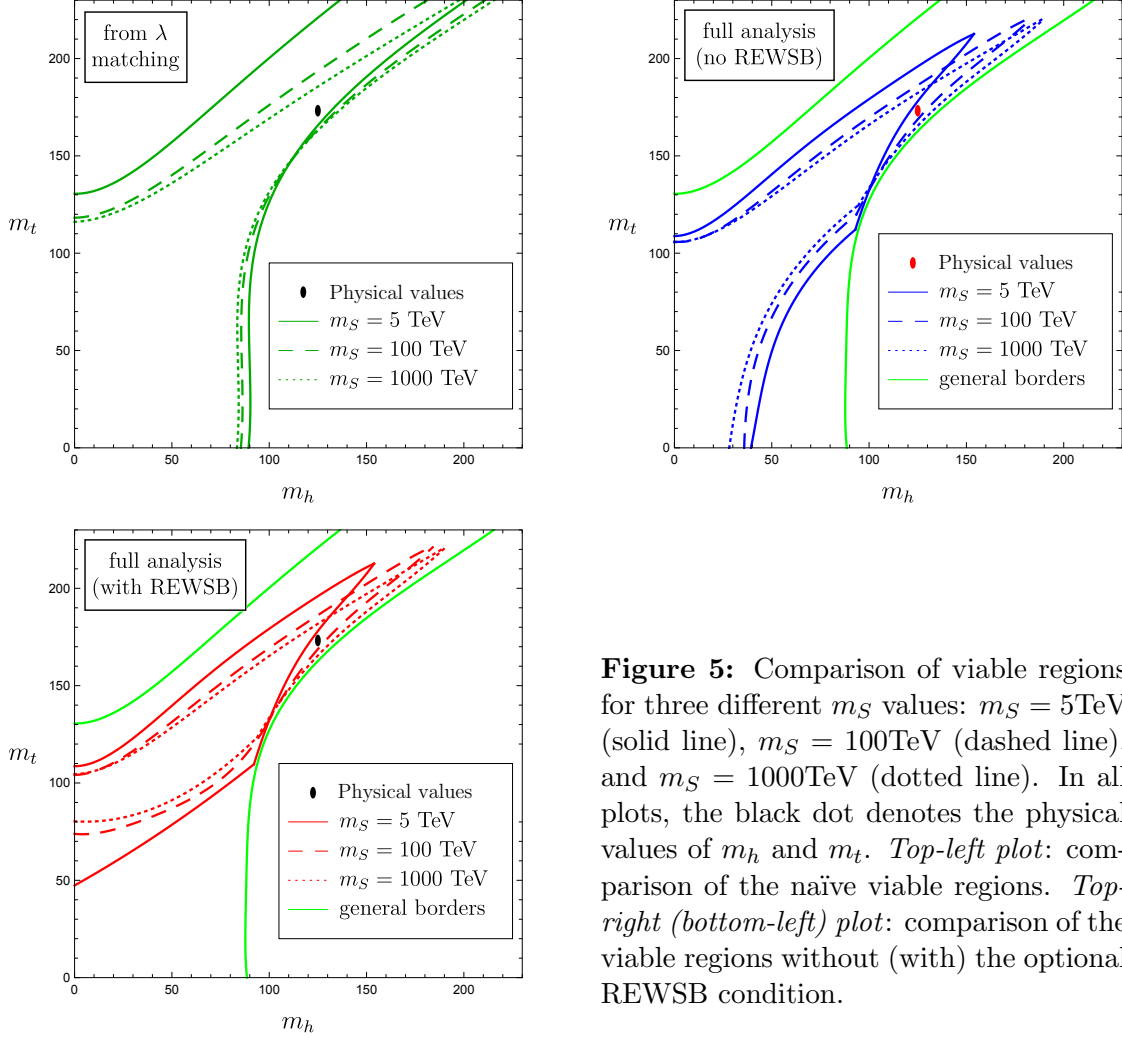


Figure 5: Comparison of viable regions for three different m_S values: $m_S = 5\text{TeV}$ (solid line), $m_S = 100\text{TeV}$ (dashed line), and $m_S = 1000\text{TeV}$ (dotted line). In all plots, the black dot denotes the physical values of m_h and m_t . *Top-left plot:* comparison of the naïve viable regions. *Top-right (bottom-left) plot:* comparison of the viable regions without (with) the optional REWSB condition.

On general grounds, the main effect of raising m_S is a longer evolution of the Higgs self coupling following SM RG equations. In the large m_t region, where $\lambda_{\text{SM}}(\mu)$ tends to become negative, this implies a significant shrinking of the allowed region in order to avoid too negative $\lambda_{\text{SM}}(m_S)$ values. More precisely, we expect a significant lowering of the upper borders and a less pronounced lowering of the lower borders. At the same time, raising m_S we move forward the matching scale for y_t . This implies a reduced influence of $y_t(\mu)$ in the MSSM RG flow, in turn, shrink the region where REWSB can occur. Last but not least, by raising m_S the impact of threshold corrections in the λ -matching condition is significantly reduced.

In Figure 5 we present a detailed comparison of the various independent constraints for $m_S = \{5, 100, 1000\}$ TeV. As can be easily understood, the change is particularly pronounced for the green curves corresponding to the naïve λ -matching, that only depend on the value of $\lambda_{\text{SM}}(m_S)$. The second largest effect is the reduction of the low m_t region after imposing the REWSB condition. A point worth to note is that the physical point is always well within the allowed region, even if the size of the allowed region shrinks significantly for larger m_S values.

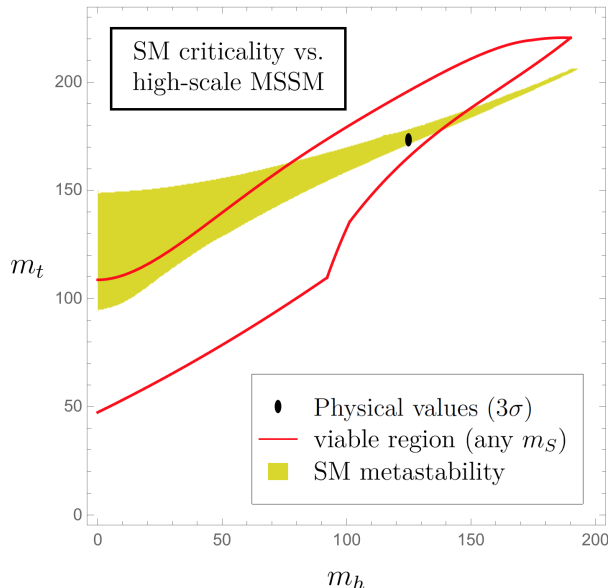


Figure 6: Comparison, in the (m_h, m_t) plane, between the MSSM viable region (for any m_S) and the Standard Model metastability region.

3.2 A comparison with the SM metastability region

As final step of our discussion, we compare the MSSM predictions in the (m_h, m_t) plane, scanning the full allowed range of free parameters, with the predictions for the same set of observables obtained extrapolating the validity of the SM up to the Planck scale.

The prediction of m_h vs. m_t , obtained extrapolating the validity of the SM up to very high energy scales, has been extensively discussed in the literature (see e.g. [16–25] and references therein). As shown by the recent precise analyses performed after the Higgs mass discovery [16–18], the experimental values of m_h and m_t exhibit a remarkable feature: they lie within, and quite close to the border, of the narrow SM metastability region. The latter is the region where the SM potential, extrapolated up to high field values, is not stable (under the hypothesis of no new physics below the Planck mass) but is sufficiently metastable (assuming no further destabilizations induced at or around the Planck scale). This near-critical configuration might have very interesting cosmological implications (see e.g. [24–27]), and it has been advocated as an argument in favour of the “multiverse”, where such near-critical configuration might emerge as an attractor [18].

Through the study carried out in this paper, we are now in the position to make a claim of similar nature for the MSSM (and somehow more loosely for supersymmetric theories in general). Combining the viable regions for different m_S values (and requiring REWSB), we can infer an overall MSSM viable region. This region is shown in Figure 6, where it is compared to the SM metastability region.

The supersymmetric viable region in Figure 6 encloses all points which admit a MSSM parameter configuration satisfying the four conditions illustrated in Section 2, namely gauge coupling unification, the λ -matching condition, a natural range for the soft breaking terms at the GUT scale, and radiative EWSB. As it can be seen, somehow quite surprisingly, such

region is not much bigger than the SM metastability region, and the experimental values of m_h and m_t lies well within it.

It is worth stressing that a key role in restricting the size of the SUSY-allowed region is played by the Radiative EWSB condition (a condition that is often ignored when predicting the Higgs mass in SUSY frameworks), which is essential in cutting out low m_t values. It is also worth noting that Figure 6 only assumes a lower bound on m_S of a few TeV (the upper bound follows from the request of gauge coupling unification). If one could fix the m_S value in the high-scale region ($100 \text{ TeV} < m_S < 1000 \text{ TeV}$), the resulting SUSY-allowed region would be further restricted (see Fig. 4) with the experimental values of m_h and m_t still well within it.

4 Conclusions

Given the theoretical appeal of the MSSM as possible ultraviolet completion of the Standard Model, in this paper we have tried to address the question of how likely is to reproduce the observed SM spectrum, and the absence of new-physics signals, starting from a generic MSSM. On the absence of new-physics signals we have little to say: we simply assumed this is a consequence of a minimum value for the soft breaking scale exceeding a few TeV. Given this first assumption, and the second key assumption that gauge couplings and Fermi scale have to be the observed ones (an hypothesis that can be justified using anthropic considerations), we analysed which are the natural predictions for top and Higgs masses in a generic MSSM. In order to restrict the parameter space of the underlying model, we have further assumed gauge-coupling unification, radiative electroweak symmetry breaking, and a natural (non-split) spectrum of soft-breaking terms at the GUT scale. Three hypotheses that add theoretical appeal to the MSSM as ultraviolet completion of the Standard Model.

The result of our analysis is summarised by the plot in Fig. 6, where we compare the SUSY-viable region in the (m_h, m_t) plane with the SM metastability region, obtained extrapolating the validity of the SM up to very high energy scales. As it can be seen, the SUSY-allowed region is not much bigger than the SM metastability region, and the experimental values of m_h and m_t lies well within it. While it is certainly too strong to state that this is an “evidence” in favour of a supersymmetric extension of the MSSM, we argue that such result is not less surprising that the near-criticality observed in the SM case. As such, this observation is suitable for speculations similar to those proposed in the SM case, such as the emergence of the observed SM spectrum from a supersymmetric multiverse (with soft-breaking scale ranging from about 1 TeV up to the maximal value compatible with gauge-coupling unification).

Acknowledgements

This research was supported in part by the Swiss National Science Foundation (SNF) under contract 200021-159720.

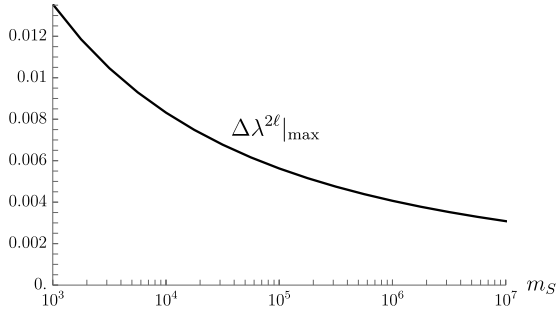


Figure 7: Maximal value of $\Delta\lambda^{2loop}$ as a function of m_S .

m_S	λ_{thr}
5 TeV	0.01
100 TeV	0.006
1000 TeV	0.004

Table 2: Selected values of λ_{thr} for different m_S values used in our analysis.

A Numerical value of λ_{thr}

Here we briefly summarise the procedure adopted to define the numerical error in the λ -matching condition (λ_{thr}). Since λ_{SM} renormalise in a non-multiplicative fashion, we have fixed the maximal value of the difference $|\lambda_{\text{SM}}(m_S) - \lambda_{\text{MSSM}}(m_S)|$, rather than a possible error on the ratio $|\lambda_{\text{SM}}(m_S)/\lambda_{\text{MSSM}}(m_S)|$. On the other hand, given this difference has a sizeable dependence on the overall scale of the soft spectrum, we have varied it as a function of m_S . As an estimator of such difference we have used the leading two-loop contributions to $\lambda_{\text{MSSM}}(m_S)$ reported in Ref. [13]. The maximal values of $\Delta\lambda^{2loop}$ for different supersymmetry scales are plotted in Figure 7. The numerical values of λ_{thr} extracted by this procedure for $m_S = \{5, 100, 1000\}$ TeV (the reference m_S values adopted in the analysis) are summarised in Table 2.

References

- [1] J. R. Ellis, S. Kelley and D. V. Nanopoulos, Phys. Lett. B **260** (1991) 131.
- [2] U. Amaldi, W. de Boer and H. Furstenau, Phys. Lett. B **260** (1991) 447.
- [3] P. Langacker and M. x. Luo, Phys. Rev. D **44** (1991) 817.
- [4] J. R. Ellis, G. Ridolfi and F. Zwirner, Phys. Lett. B **257** (1991) 83.
- [5] H. E. Haber and R. Hempfling, Phys. Rev. D **48** (1993) 4280 [hep-ph/9307201].
- [6] M. Carena, M. Quiros and C. E. M. Wagner, Nucl. Phys. B **461** (1996) 407 [hep-ph/9508343].
- [7] S. Heinemeyer, W. Hollik and G. Weiglein, Comput. Phys. Commun. **124** (2000) 76 [hep-ph/9812320].
- [8] N. Arkani-Hamed and S. Dimopoulos, JHEP **0506** (2005) 073 [hep-th/0405159].
- [9] G. F. Giudice and A. Romanino, Nucl. Phys. B **699** (2004) 65 [hep-ph/0406088].
- [10] L. J. Hall and Y. Nomura, JHEP **1003** (2010) 076 [arXiv:0910.2235].
- [11] G. F. Giudice and A. Strumia, Nucl. Phys. B **858** (2012) 63 [arXiv:1108.6077].

- [12] A. Arvanitaki, N. Craig, S. Dimopoulos and G. Villadoro, *JHEP* **1302** (2013) 126 [arXiv:1210.0555].
- [13] E. Bagnaschi, G. F. Giudice, P. Slavich and A. Strumia, *JHEP* **1409** (2014) 092 [arXiv:1407.4081].
- [14] J. Pardo Vega and G. Villadoro, *JHEP* **1507** (2015) 159 [arXiv:1504.05200].
- [15] S. A. R. Ellis and J. D. Wells, *Phys. Rev. D* **96** (2017) no.5, 055024 [arXiv:1706.00013].
- [16] G. Degrassi, S. Di Vita, J. Elias-Miro, J. R. Espinosa, G. F. Giudice, G. Isidori and A. Strumia, *JHEP* **1208** (2012) 098 [arXiv:1205.6497].
- [17] F. Bezrukov, M. Y. Kalmykov, B. A. Kniehl and M. Shaposhnikov, *JHEP* **1210** (2012) 140 [arXiv:1205.2893].
- [18] D. Buttazzo, G. Degrassi, P. P. Giardino, G. F. Giudice, F. Sala, A. Salvio and A. Strumia, *JHEP* **1312** (2013) 089 [arXiv:1307.3536].
- [19] J. A. Casas, J. R. Espinosa and M. Quiros, *Phys. Lett. B* **342** (1995) 171 [hep-ph/9409458].
- [20] G. Altarelli and G. Isidori, *Phys. Lett. B* **337** (1994) 141.
- [21] G. Isidori, G. Ridolfi and A. Strumia, *Nucl. Phys. B* **609** (2001) 387 [hep-ph/0104016].
- [22] F. Bezrukov and M. Shaposhnikov, *JHEP* **0907** (2009) 089 [arXiv:0904.1537].
- [23] J. Ellis, J. R. Espinosa, G. F. Giudice, A. Hoecker and A. Riotto, *Phys. Lett. B* **679** (2009) 369 [arXiv:0906.0954].
- [24] G. Isidori, V. S. Rychkov, A. Strumia and N. Tetradis, *Phys. Rev. D* **77** (2008) 025034 [arXiv:0712.0242].
- [25] N. Arkani-Hamed, S. Dubovsky, L. Senatore and G. Villadoro, *JHEP* **0803** (2008) 075 [arXiv:0801.2399].
- [26] F. Bezrukov and M. Shaposhnikov, *Phys. Lett. B* **734** (2014) 249 [arXiv:1403.6078].
- [27] J. R. Espinosa, G. F. Giudice, E. Morgante, A. Riotto, L. Senatore, A. Strumia and N. Tetradis, *JHEP* **1509** (2015) 174 [arXiv:1505.04825].