

BOOTSTRAPPING GENERALIZATION ERROR BOUNDS FOR TIME SERIES

BY ROBERT LUNDE AND COSMA ROHILLA SHALIZI*

Carnegie Mellon University

We consider the problem of finding confidence intervals for the risk of forecasting the future of a stationary, ergodic stochastic process, using a model estimated from the past of the process. We show that a bootstrap procedure provides valid confidence intervals for the risk, when the data source is sufficiently mixing, and the loss function and the estimator are suitably smooth. Autoregressive (AR(d)) models estimated by least squares obey the necessary regularity conditions, even when mis-specified, and simulations show that the finite-sample coverage of our bounds quickly converges to the theoretical, asymptotic level. As an intermediate step, we derive sufficient conditions for asymptotic independence between empirical distribution functions formed by splitting a realization of a stochastic process, of independent interest.

1. Introduction. Suppose we have observed data points $Y_1, \dots, Y_t \equiv Y_{1:t}$ from a stationary stochastic process Y , and want to predict Y_{t+1} using a model \hat{f}_t estimated from the observations. As in any other statistical prediction problem, we want to be able to evaluate how well we will forecast, and in particular make an estimate of the expected performance, or risk, of the model, i.e., estimate the expected loss $L(Y_{t+1}, \hat{f}_t)$ for some suitable loss function. While several different notions of risk have been proposed for time series [40, 27], we follow Shalizi and Kontorovich [49], defining risk as the long-term average of instantaneous expected losses, conditioned on the observations:

$$(1) \quad R(\hat{f}_t) \equiv \lim_{m \rightarrow \infty} \frac{1}{m} \sum_{i=1}^m \mathbb{E} \left[L(y_{t+i}, \hat{f}_t) | Y_{1:t} \right]$$

where it is understood that \hat{f}_t is *estimated* using only $Y_{1:t}$, but that when predicting Y_{t+i} , its *inputs* may come from any time up to $t+i-1$.¹ Shalizi and

*Supported by grants from the Institute for New Economic Thinking (IN01100005, INO1400020) and from the National Science Foundation (DMS1207759, DMS1418124).

MSC 2010 subject classifications: Primary 60K35, 60K35; secondary 60K35

Keywords and phrases: dependent data, statistical learning, weak convergence, bootstrap

¹Thus, for example, if we used an AR(1) model, with parameter θ , the estimator $\hat{\theta}_t$ would be a function of $Y_{1:t}$ alone, but the prediction at time $t+i$ would be $\hat{\theta}_t(Y_{1:t})Y_{t+i-1}$.

Kontorovich [49] show that this is well-defined for ergodic sources. Accepting this notion of risk, how might we estimate it? Suppose \hat{f}_t takes as input some fixed vector $Z_i = (Y_i, \dots, Y_{i+d+1})$ and let $t_0 = t - d + 1$. Clearly, the in-sample performance of \hat{f}_t on the training data $Y_{1:t}$:

$$(2) \quad \hat{R}(f_t) \equiv \frac{1}{t_0} \sum_{i=1}^{t_0} L(z_i, \hat{f}_t)$$

will generally be overly optimistic an estimate of out-of-sample performance, precisely because the model has been adjusted to fit that specific time series (and not another). We thus wish to know the “generalization error” of the model $\eta(f_t) \equiv R(f_t) - \hat{R}(f_t)$. It is particularly helpful to control the probability that $\eta(\hat{f}_t)$ exceeds any given value, i.e., to probabilistically bound how much worse than its in-sample performance \hat{f}_t might really be.

In this paper, we give asymptotically-valid generalization error bounds for time-series forecasting. To do this, it is clearly sufficient to have a consistent estimator for the $1 - \alpha$ quantile of the generalization error $\eta_{1-\alpha}^*(\hat{f}_t)$, since that lets us give a probabilistic guarantee for worst-case out-of-sample performance of our model:

$$(3) \quad P(\hat{R}_t(\hat{f}_t) + \eta_{1-\alpha}^*(\hat{f}_t)) > 1 - \alpha$$

Following an idea proposed in McDonald [32, sec. 8.3], we achieve this by using the block bootstrap [26] to directly simulate estimating a model from a time series, and then evaluating the fitted model’s ability to forecast the continuation of the *same* realization of the process. (See Section 2.3, Algorithm 1 for a precise statement of the algorithm.) Therefore, the main theoretical question that we consider is bootstrap consistency of our estimator of the generalization error $\eta^*(\hat{f}_t)$. By this, we mean showing that the centered, normalized bootstrap process,

$$(4) \quad \sqrt{t_0} \left[\eta^*(\hat{f}_t^*) - \mathbb{E}^* \left[\eta^*(\hat{f}_t) \right] \right] ,$$

converges in distribution, conditional on the data, to the same distribution as the true sampling distribution,

$$(5) \quad \sqrt{t_0} \left[\hat{\eta}(f_t) - \mathbb{E} \left[\hat{\eta}(f_t) \right] \right] ,$$

where $\mathbb{E}^*[\cdot]$ denotes expectation with respect to the bootstrap measure, and the precise definition of $\hat{\eta}(f_t)$ is postponed to Section 3.1.

Our results focus on models \hat{f}_t whose estimators are expressible as plug-in estimators of some d -dimensional marginal distribution of the stochastic

process Y . In this framework, we can also view the generalization error itself as a functional of distribution functions, enabling the use of weak convergence results from empirical process theory. In contrast to the constraints on the model and its estimator, essentially the only limit we put on the data source Y is that it has to be mixing (i.e., all correlations must decay) at a polynomial rate. In particular, we do *not* assume that the model is in any way well-specified. An important part of our proof is establishing sufficient conditions for the asymptotic independence of empirical processes formed by splitting one realization of a stochastic process. This has implications beyond the current problem, e.g., it allows us to show the asymptotic Gaussianity and consistency of k -fold cross-validation for the risk with dependent data (Appendix B).

We show (Section 3.3) that our conditions on the model hold for linear autoregressive (AR(d)) models estimated by least squares — again, whether or not the actual data-generating process is a linear autoregression. Simulation studies (Section 4) indicate that convergence to the asymptotic coverage levels is quite rapid, even when the model is highly mis-specified.

1.1. *Related work.* If the data source were not just stationary but independent and identically distributed (IID), the definition of $R(\hat{f}_t)$ would reduce to the usual $\mathbb{E} \left[L(Y_{t+1}, \hat{f}_t) \right]$, and we would be on familiar ground. If we want a point estimate of the risk, we might adjust the in-sample performance through the analytical approximations of the various information criteria [11], or we might turn to computational procedures which attempt to directly simulate extrapolating to new observations from the same distribution, such as cross-validation [5] or the bootstrap [16]². If we want an interval estimate, there are again abundant analytical results from statistical learning theory, based on notions of Vapnik-Chervonenkis dimension, Rademacher complexity, etc. [53, 38]. Many of these approaches, however, require at the very least extensive re-thinking when applied to time series.

Thus, for example, while information criteria have been extensively studied for selecting the order of time series models (mostly AR and ARMA models) since at least the work of Shibata [51], Hannan [20], it is well-known that their penalty terms they add to the in-sample risk are only

²Bunke and Droge [9] compares the properties of cross-validation and a bootstrapped generalization error, but in a theoretical study involving IID linear regression with Gaussian errors. Shao [50] studies the theoretical properties of the bootstrapped generalization error for model selection consistency in the linear regression, generalized linear regression, and autoregressive model regimes. He considers a residual resampling scheme and shows that this bootstrap is not consistent for model selection, but an m out of n variant of the bootstrap is consistent.

accurate under correct model specification [11]. Similarly, while forms of cross-validation for time series exist [10, 21, 44, 45], we are unaware of work which studies their properties under model mis-specification. Both information criteria and cross-validation moreover only provide point estimates of the risk, rather than probabilistic bounds.

Extensive work has been done on extending the statistical-learning approach to deriving such “probably approximately correct” bounds to time series [35, 24, 37, 36, 27, 34], but this strand of work has, from our point of view, two drawbacks. The first is that the bounds derived hold uniformly over very wide ranges of processes. This is obviously advantageous when one knows little about the data source, but means that the bounds are often extremely conservative. The second drawback is that bounds often involve difficult-to-calculate quantities, especially the beta-mixing coefficients which quantify the decay of correlations in the stochastic process (see Definition 3.1). These are typically unknown, though not inestimable [33]. In contrast, our bounds, while only asymptotically valid, are distribution-dependent and fully calculable, though we do need to make a (weak) assumption about the mixing coefficients.

2. Proposed Estimator. In this section, we describe our algorithm in greater detail. We begin by discussing the resampling procedure, which will be used to generate both the training and the test sets. The circular block bootstrap variant that we will use can be found in Lahiri [28].

2.1. The Circular Block Bootstrap (CBB). Suppose the functional of interest is a function of a d -dimensional distribution function. For each observation $\{1, \dots, t\}$, generate a chunk given by $Z_i = (Y_i, \dots, Y_{i+d-1})$. If an index k exceeds t , change the value of the index to $k \bmod t$. By wrapping the data around a circle, we ensure that each point is equally likely to be resampled.³

To capture the dependence structure in the data, we will need to resample contiguous blocks of the chunks, given by $\mathcal{B}_i = (Z_i, \dots, Z_{i+\ell-1})$, where ℓ is the block-length. Suppose the desired resample size is $N = t$. Then we will resample $b = \lceil (N - d)/\ell \rceil$ blocks, where the blocks are uniformly chosen from $\{\mathcal{B}_1, \dots, \mathcal{B}_t\}$. Let $\{s(1), \dots, s(b)\}$ denote the indices corresponding to the selected blocks. The result of the bootstrap procedure is the vector given by $(\mathcal{B}_{s(1)}, \dots, \mathcal{B}_{s(b)}) = (Z_{s(1)}, Z_{s(1)+1}, \dots, Z_{s(1)+\ell-1}, \dots, Z_{s(b)+\ell-1})$. If

³Had we ignored chunks with indices exceeding t , we would have had a moving-blocks bootstrap, which has the undesirable property that the bootstrap expected value no longer equals the sample mean.

the length exceeds $N - d$, truncate entries at the end of the vector as needed. We can expand each Z_i to form the $(N - d) \times d$ data matrix \mathbf{X}^* given by:

$$(6) \quad \mathbf{X}^* = \begin{bmatrix} Y_{s(1)} & \cdots & Y_{s(1)+d-1} \\ Y_{s(1)+1} & \cdots & Y_{s(1)+d} \\ \vdots & \ddots & \vdots \\ Y_{s(b)+\ell-1} & \cdots & Y_{s(b)+\ell+d} \end{bmatrix}$$

Note that it is also possible to perform a CBB procedure directly on Y_1, \dots, Y_t to generate a bootstrapped series Y_1^*, \dots, Y_N^* , and then construct the bootstrapped data matrix. This approach, however, suffers from the fact that some rows in bootstrapped data matrix contain observations from two different blocks, leading to worse finite sample performance.

2.2. Computing the Generalization Error Bound. Our proposed procedure is described in Algorithm 1, which follows McDonald [32, sec. 8.3]. Intuitively, we use the CBB to generate a training and test set. We then compute an estimator of the generalization error, and take the $(1 - \alpha)$ quantile of this estimator across all bootstrap iterations and use this to construct a confidence interval for the risk.

Algorithm 1 Bootstrap Bound on Prediction Error

- 1: Fit \hat{f}_t on the time series Y_1, \dots, Y_t and calculate the training error $\hat{R}(\hat{f}_t)$
 - 2: **for** $i = 1 \rightarrow B$ **do**
 - 3: Draw blocks with replacement to generate a training data matrix
 - 4: $\mathbf{X}_{train}^* \in \mathbb{R}^{t \times d}$ and a test data matrix $\mathbf{X}_{test}^* \in \mathbb{R}^{t \times d}$
 - 5: Fit \hat{f}_t on \mathbf{X}_{train}^* and calculate the training error $\hat{R}(\hat{f}_t)$.
 - 6: Calculate the test error $\tilde{R}_t(\hat{f}_t)$ on \mathbf{X}_{test}^* .
 - 7: Store the generalization term $\hat{\eta}(\hat{f}_t) = \tilde{R}_t(\hat{f}_t) - \hat{R}(\hat{f}_t)$.
 - 8: **end for**
 - 9: Find the $1 - \alpha$ percentile of $\hat{\eta}(\hat{f}_t)$. Add this to $\hat{R}(\hat{f}_t)$.
-

2.3. Choosing the Block Length. The theoretical results in the next section are compatible with a range of block-length sequences, and so allow for data-driven block-length selection. To our knowledge, there are no procedures in the literature that provide a consistent estimate of the *optimal* block length for quantile estimation of a general Hadamard-differentiable function. (The methods of Hall, Horowitz and Jing [19] and Lahiri, Furu-kawa and Lee [29] only apply to functionals in the “smooth function of the mean” framework.) For convenience, we have used the procedure of Poli-

tis and White [42], which is optimized for the sample mean but performs adequately in our simulation study⁴.

3. Main Results.

3.1. *Preliminaries.* In this section, we will prove the main theorem, which establishes sufficient conditions for bootstrap consistency of an estimator of the generalization error to hold. Let $\tilde{R}_N(\hat{f}_t) \equiv \frac{1}{t_0} \sum_{i=t_0+1}^N L(y_i, \hat{f}_t)$ denote the test error. We will consider the case where $N = 2t_0$. The sampling distribution that we would like to approximate with our bootstrap estimator is that of $\hat{\eta}(\hat{f}_t) \equiv \tilde{R}_N(\hat{f}_t) - \hat{R}_t(\hat{f}_t)$.

To derive limiting distributions, we will need assumptions about the dependence structure. We will assume that the process has a β -mixing coefficient that decays at least at a cubic rate. While there are several equivalent definitions of the β -mixing coefficient, below we state the version we find to be most intuitive for strictly stationary processes.

DEFINITION 3.1 (β -mixing coefficient for stationary processes). Let Y be a stationary stochastic process and $(\Omega, \mathcal{F}, P_\infty)$ be the probability space induced by the Kolmogorov extension. The coefficient of absolute regularity, or β -mixing coefficient $\beta_Y(k)$ is given by:

$$(7) \quad \beta_Y(k) = \|P_{-\infty:0} \otimes P_{k:\infty} - P_{-\infty:0}P_{k:\infty}\|_{TV}$$

where $\|\cdot\|_{TV}$ is the total variation norm, $P_{-\infty:0} \otimes P_{k:\infty}$ is the joint distribution of the blocks $\{Y_i\}_{i=-\infty}^0$ and $\{Y_i\}_{i=k}^\infty$ and $P_{-\infty:0}P_{k:\infty}$ is the product measure between the two blocks. We say that a process is β -mixing if $\beta_Y(k) \rightarrow 0$.

From the definition, we can see that $\beta_Y \rightarrow 0$ implies asymptotic independence as the gap between the past and future of the process grows.

We will also need to impose a differentiability condition on the estimated parameters $\hat{\theta}(F)$, which take as input a d -dimensional distribution function. Since the input is an infinite-dimensional object, we will need a generalized notion of derivative. The notion we use is tangential Hadamard differentiability, which we define below:

DEFINITION 3.2 (Tangential Hadamard derivative). A map $\phi : \mathbb{D}_\phi \subset \mathbb{D} \mapsto \mathbb{E}$ is Hadamard differentiable at $\theta \in \mathbb{D}$, tangential to a set $\mathbb{D}_0 \subset \mathbb{D}$ if

⁴In additional simulations, not shown here, we used block-lengths of the form $Cn^{1/3}$ for a large grid of values of C . The procedure of Politis and White [42] was at least comparable, in terms of coverage, to the best-in-retrospect C .

there exists a continuous linear map $\phi'_\theta : \mathbb{D} \mapsto \mathbb{E}$ such that:

$$(8) \quad \frac{\phi(\theta + t_n h_n) - \phi(\theta)}{t_n} \rightarrow \phi'_\theta$$

as $n \rightarrow \infty$ for all converging sequences $t_n \rightarrow 0$ and $h_n \rightarrow h \in \mathbb{D}_0$.

Finally, let $\ell^\infty(A, B)$ denote the space of bounded functions mapping from A to B . If the second argument is omitted, take B to be \mathbb{R} . Now we are ready to state the main theorem.

THEOREM 3.3. Let Y_1, \dots, Y_t be observations from a strictly stationary β -mixing process Y supported on $[-M, M]$ for some $M \in \mathbb{R}$. Suppose our loss function can be expressed as $L(z, \theta) \in \ell^\infty(\mathcal{Z} \times \Theta, \mathbb{R})$, where $z \in \mathcal{Z} = [-M, M]^d$ and $\theta \in \Theta$, where Θ is a subset of a normed space. Assume that X_{test}^* and X_{train}^* are generated by the CBB procedure described in Section 2 with the block size $b(t) \rightarrow \infty$. Further, let $\hat{\theta}(\cdot) : \mathcal{A} \subset \ell^\infty(\mathcal{Z}, \mathbb{R}) \mapsto \Theta$, where $F \in \mathcal{A}$ and $\theta_0 = \hat{\theta}(F)$. Also assume the following conditions:

- C1 $\sum_{k=1}^{\infty} (k+1)^2 \beta_Y(k) < \infty$
- C2 $\limsup_{t \rightarrow \infty} t^{-\frac{1}{2}} b(t) < \infty$
- C3 $L(\cdot, \theta)$ is appropriately tangentially Hadamard differentiable with respect to θ at θ_0 and $L(z, \theta_0)$ is differentiable with respect to z with bounded mixed partial derivatives up to the d th order on \mathcal{Z}
- C4 $\hat{\theta}(F)$ is appropriately tangentially Hadamard differentiable at F

Then, the bootstrap is consistent for $\eta^*(\hat{f}_t^*)$.

3.2. Proof of Main Theorem. We will show bootstrap consistency using the functional delta method for the bootstrap. We will define additional notions needed to state this theorem below. The definitions we adopt here can be found in Kosorok [25].

Bootstrap consistency is known to follow from a certain conditional weak convergence, which we will define below. For ease of exposition, we do not address measurability issues in our definitions; again, the reader is referred to van der Vaart and Wellner [52] or Kosorok [25] for details.

DEFINITION 3.4. We say that X_n converges weakly in probability conditional on the data, or $X_n \xrightarrow[W]{P} X$, if $\sup_{h \in BL_1} |\mathbb{E}_M[h(X_n)] - \mathbb{E}[h(X)]| \xrightarrow{P} 0$ where BL_1 is the space of bounded functions with Lipschitz norm ≤ 1 , and $\mathbb{E}_M[\cdot]$ is conditional expectation over the weights M given the data.

PROPOSITION 3.5 (Functional Delta Method for the Bootstrap, Kosorok [25], Theorem 12.1). For normed spaces \mathbb{D} and \mathbb{E} , let $\phi : \mathbb{D}_\phi \subset \mathbb{D} \rightarrow \mathbb{E}$ be a Hadamard differentiable map at μ , tangential to $\mathbb{D}_0 \subset \mathbb{D}$, with derivative ϕ'_μ . Let \mathbb{X}_n and \mathbb{X}_n^* have values in \mathbb{D}_ϕ , with $r_n(\mathbb{X}_n - \mu) \rightsquigarrow \mathbb{X}$, where \mathbb{X} is tight and takes values in \mathbb{D}_0 for some sequence of constants $0 < r_n \rightarrow \infty$, the maps $W_n \rightarrow h(\mathbb{X}_n)$ are measurable for every $h \in C_b(\mathbb{D})$ almost surely, and where $r_n c(\mathbb{X}_n^* - \mathbb{X}_n) \xrightarrow[W]{P} \mathbb{X}$ for a constant $0 < c < \infty$. Then $r_n c(\phi(\mathbb{X}_n^*) - \phi(\mathbb{X}_n)) \xrightarrow[W]{P} \phi'_\mu(\mathbb{X})$.

As discussed in Lahiri [28], we will construct chunks of size d such that $Z_i = (Y_i, \dots, Y_{i+d+1})$ and consider functionals of the distribution function of Z . Let $t_0 = t - d + 1$. In addition, let $P_t = \frac{1}{t_0} \sum_{i=1}^{t_0} \delta_{Z_i}$ denote the empirical measure for the training data and $P_N = \frac{1}{t_0} \sum_{i=t_0+1}^N \delta_{Z_i}$ denote the empirical measure for the test data, where $N = 2t_0$. Similarly, let P_t^* and P_N^* denote the bootstrap measure for the training set and the test set, respectively, where each measure is conditioned on t points.

For $z \in \mathcal{Z}$, let the \leq operator be defined element-wise: that is, $a \leq b$ iff $a_i \leq b_i$ for all $i \in \{1, \dots, d\}$. If we let \mathcal{F} be the function class given by:

$$(9) \quad \mathcal{F} = \{f_s : s \in \mathcal{Z}, f_s(z) = \mathbb{1}(z \leq s)\}$$

It follows that the empirical distribution function for the training set and test set can be expressed point-wise as $F_t(s) = P_t f_s$ and $F_N(s) = P_N f_s$, respectively. Analogous expressions hold for bootstrap measures. To represent the entire distribution function, we can view $F_t(\cdot)$ and $F_N(\cdot)$ as elements of $\ell^\infty(\Omega \times \mathcal{F}, \mathbb{R})$ and $F_t^*(\cdot)$ and $F_N^*(\cdot)$ as elements of $\ell^\infty(\Omega \times \tilde{\Omega} \times \mathcal{F}, \mathbb{R})$, where $\tilde{\Omega}$ is the probability space associated with the bootstrap weights. For a fixed sample path, we may view these mappings as belonging to $\ell^\infty(\mathcal{F}, \mathbb{R})$.

Our first step is to translate $\hat{R}(\hat{f}_t)$ and $\tilde{R}_N(\hat{f}_t)$ into plug-in estimators. This is done in the following lemma:

LEMMA 3.6. Let $A, B \in \ell^\infty(\mathcal{F}, \mathbb{R})$ and define the mappings:

$$(10) \quad \phi_{train}(A, B) = \int L(z, \hat{\theta}(A)) dA$$

$$(11) \quad \phi_{test}(A, B) = \int L(z, \hat{\theta}(A)) dB$$

$$(12) \quad \phi_{risk,F}(A) = \int L(z, \hat{\theta}(A)) dF$$

Then, $\hat{R}(\hat{f}_t)$ and $\tilde{R}_N(\hat{f}_t)$ are plug-in estimators for $\phi_{train}(\cdot, \cdot)$ and $\phi_{test}(\cdot, \cdot)$, respectively. Furthermore, suppose that Y is a stationary β -mixing pro-

cess satisfying $\sum_{k=1}^{\infty} \beta_Y(k) < \infty$ and \hat{f}_t is a function of $\theta(F_t)$ and $z_t = (Y_t, \dots, Y_{t-d})$ such that $L(Y_{t+1}, \hat{f}_t) = L(z, \theta(F_t))$. Then for each $t \in \mathbb{N}$:

(13)

$$\lim_{m \rightarrow \infty} \frac{1}{m} \sum_{i=1}^m \mathbb{E} \left[L(Y_{t+i}, \hat{f}_t) | Y_1, \dots, Y_t \right] = \int L(z, \hat{\theta}(F_t)) dF = \phi_{risk, F}(F_t)$$

Proof of Lemma. The fact that the training and test errors are plug-in estimators of functionals given in (10) and (11) follows immediately by inspection. To see (13), consider the measurable space $(\Omega^{t+d}, \mathcal{A}^{t+d})$, where superscripts denote product spaces, and let $\{\mu_m\}_{m \in \mathbb{N}}$ be a sequence of probability measures corresponding to the distribution of $(Y_1, \dots, Y_t, Y_{t+m}, Y_{t+m+d-1})$. By the definition of $\beta_Y(\cdot)$, it follows that:

$$(14) \quad \|\mu_m - \mu_{\infty}\|_{TV} \leq \beta_Y(m)$$

where μ_{∞} is the product measure between (Y_1, \dots, Y_t) and $(Y_{t+1}, \dots, Y_{t+d-1})$. Now we will use a result from Schervish and Seidenfeld [48], stated in a less general form for current purposes:

LEMMA 3.7 (Schervish and Seidenfeld [48]). Let Q and R be probability distributions on $(\Omega^j, \mathcal{A}^j)$ where j is allowed to be ∞ . Define the space of histories (H_t, \mathcal{H}_t) , where $H_t = \Omega^t$ and $\mathcal{H}_t = \mathcal{A}^t$ and let $h_t \in H_t$ be a history. Suppose Q and R permit regular conditional probabilities, denoted $Q(\cdot | h_t)$ and $R(\cdot | h_t)$, respectively. Then,

$$(15) \quad \|Q - R\|_{TV} < ab \implies Q(\|Q(\cdot | h_t) - R(\cdot | h_t)\|_{TV} > a) < b$$

Applying this lemma with the assumed mixing conditions yields:

$$(16) \quad \sum_{m=1}^{\infty} P_{\infty}(\|\mu_m(\cdot | h_t) - \mu_{\infty}(\cdot | h_t)\|_{TV} > a_m) < \infty$$

where P_{∞} is the distribution of the process Y and $a_m \rightarrow 0$ ⁵, which implies that $\|(\mu_m(\cdot | h_t) - \mu_{\infty}(\cdot | h_t))\|_{TV} \rightarrow 0$, P_{∞} -a.s. by Borel-Cantelli Lemma. Now, we will use the fact that for all bounded f , $\|(\mu_m(\cdot | h_t) - \mu_{\infty}(\cdot | h_t))\|_{TV} \rightarrow 0$ implies that:

$$(17) \quad \int f d\mu_m(\cdot | h_t) \rightarrow \int f d\mu_{\infty}(\cdot | h_t)$$

⁵The fact that such an a_m exists can be shown using the Open Mapping Theorem in functional analysis. See for example, Driver [14, Problem 25.23].

Applying this result to $L(z, \theta)$, which we assumed to be bounded, we conclude that $\lim_{m \rightarrow \infty} \mathbb{E} \left[L(Z_{t+m}, \hat{\theta}(F_t) | Y_1, \dots, Y_t) \right] = \int L(z, \theta(F_t)) dF$ P_∞ -a.s., which implies that the Cesaro mean also converges to the desired limit. \square

REMARK 1. Going back to at least Akaike [2], a proposal for risk in the time series setting is $\int L(z, \theta(F_t)) dF$, where Z and Y_1, \dots, Y_t are observations from different runs of the process (and are therefore independent). While easier to work with than many proposals for the conditional risk, it suffers from the fact that we are often interested in how our model will perform on future data from the same realization of the process. Our result here provides sufficient conditions for which this convenient notion of risk is equivalent to that of Shalizi and Kontorovich [49].

REMARK 2. Summability of β -mixing coefficients ensures convergence of the shifted risk to the desired limit, which is stronger than what would be minimally needed to show Cesaro convergence. One could make a similar argument based on a uniform bound on the decay of correlations in Cesaro-mean, but β -mixing is used in the main theorem, so we will not introduce nonstandard notions of dependence here.

Now define $\mathbb{H}_t, \mathbb{H}_t^* \in \ell^\infty(\mathcal{F}, \mathbb{R}^2)$, which represent centered bivariate empirical processes related to the empirical distribution functions and bootstrapped empirical distribution function, respectively:

$$(18) \quad \mathbb{H}_t(f_s) = \begin{pmatrix} \mathbb{G}_t(f_s) \\ \mathbb{G}_N(f_s) \end{pmatrix} = \sqrt{t_0} \begin{bmatrix} P_t f_s - P f_s \\ P_N f_s - P f_s \end{bmatrix}$$

$$(19) \quad \mathbb{H}_t^*(f_s) = \begin{pmatrix} \mathbb{G}_t^*(f_s) \\ \mathbb{G}_N^*(f_s) \end{pmatrix} = \sqrt{t_0} \begin{bmatrix} P_t^* f_s - P_t f_s \\ P_N^* f_s - P_t f_s \end{bmatrix}$$

To apply the functional delta method, we need to show that \mathbb{H}_t and \mathbb{H}_t^* converge to the same Gaussian Process, up to a multiplicative constant on the covariance function. We will derive the limiting distribution of \mathbb{H}_t in the lemma below.

LEMMA 3.8. Let Y be a β -mixing process with mixing rate satisfying C1 and consider the statistic \mathbb{H}_t defined in (18). Then,

$$(20) \quad \mathbb{H}_t \rightsquigarrow \mathbb{H} \equiv \mathbb{G} \times \mathbb{G}$$

where \mathbb{H} is a bivariate Gaussian process, with the \times symbol denoting independence. Furthermore, is a mean zero Gaussian Processes with covariance structure given by:

$$(21) \quad \Gamma(f, g) = \lim_{k \rightarrow \infty} \sum_{i=1}^{\infty} \text{Cov}(f(Z_k), g(Z_i)) \quad \forall f, g \in \mathcal{F}$$

Proof of Lemma. We will prove joint convergence using the following result from the literature:

PROPOSITION 3.9 (van der Vaart and Wellner [52], 1.5.3). Let $X_\alpha : \Omega_\alpha \mapsto \ell^\infty(U)$ and $Y_\alpha : \Omega_\alpha \mapsto \ell^\infty(V)$ be asymptotically tight nets such that

$$(22) \quad (X_\alpha(u_1), \dots, X_\alpha(u_k), Y_\alpha(v_1), \dots, Y_\alpha(v_l)) \rightsquigarrow (X(u_1), \dots, X(u_k), Y(v_1), \dots, Y(v_l))$$

for stochastic processes X and Y . Then there exists versions of X and Y with bounded sample paths and $(X_\alpha, Y_\alpha) \rightsquigarrow (X, Y)$ in $\ell^\infty(U) \times \ell^\infty(V)$.

That is, to show weak convergence of a vector-valued stochastic process, it suffices to show (a) marginal asymptotic tightness and (b) finite-dimensional convergence of arbitrary joint distributions. We will set $U = V = \mathcal{F}$, where \mathcal{F} is the function class corresponding to indicator functions defined in (9). To show (a), it is sufficient to prove that there exists a semimetric ρ for which U is totally bounded and

$$(23) \quad \lim_{\delta \downarrow 0} \lim_{t \rightarrow \infty} P^{out} \left\{ \sup_{u, v \in U \text{ with } \rho(u, v) < \delta} |X_t(u) - X_t(v)| > \epsilon \right\} = 0 \quad \forall \epsilon > 0$$

Generally, proving this condition is nontrivial. However, it is known to hold for the process $\{\sqrt{t}(1/t \sum_{i=1}^t f(X_i) - \mathbb{E}[f(X)])\}_{\mathcal{F}}$ under some additional conditions:

PROPOSITION 3.10 (Kosorok [25], Theorem 11.25, after Arcones and Yu [4], Theorem 2.1). Let Y be a stationary sequence in a Polish space with marginal distribution P , and let \mathcal{F} be a class of functions in $L_2(P)$. Let $\mathbb{G}_n(f) = P_n f - P f$. Suppose there exists a $2 < p < \infty$ such that:

- (a) $\lim_{k \rightarrow \infty} k^{2/(p-2)} (\log k)^{2(p-1)/(p-2)} \beta_Y(k) = 0$
- (b) \mathcal{F} is permissible, VC and has envelope F satisfying $P^{out} F^p < \infty$.

Then $\mathbb{G}_n \rightsquigarrow \mathbb{G}$ in $\ell^\infty(\mathcal{F})$, where \mathbb{G} is a mean 0 Gaussian Process with covariance structure given in (21).

We can apply the result to each process marginally to show that (a) holds. See Appendix A.2 for additional details.

To show (b), we will use the Cramer-Wold device. We will need a central limit theorem for nonstationary triangular arrays satisfying some mixing condition to show univariate convergence. To this end, we will state a modification of a theorem of Ekstrom [17]⁶, itself a modification of Politis, Romano and Wolf [41], which requires a slightly different notion of mixing:

DEFINITION 3.11 (α -mixing coefficient).

$$(24) \quad \alpha_X(k) = \sup_{l \geq 1} \{ |P(AB) - P(A)P(B)| : A \in \sigma_{-\infty}^l, B \in \sigma_{l+k}^\infty \}$$

It is a well-known result in mixing theory that $\alpha_X \leq \beta_X$ [8, Eq. 1.1].

PROPOSITION 3.12 (Ekstrom [17], Theorem 1). Let $\{X_{n,i}, 1 \leq i \leq d_n\}$ be a triangular array of random variables, with $\alpha_n(\cdot)$ being the α -mixing coefficients for the n^{th} row, and $\bar{X}_n \equiv d_n^{-1} \sum_{i=1}^{d_n} X_{n,i}$ being the sample mean of that row. Assume the following. For some $\delta > 0$,

$$\text{B1 } \mathbb{E} [|X_{n,i} - \mathbb{E}[X_{n,i}]|^{2+\delta}] < c \text{ for some } c > 0 \text{ and all } n, i$$

$$\text{B2 } \sum_{k=0}^{\infty} (k+1)^2 \alpha_n^{\frac{\delta}{4+\delta}}(k) < c \text{ for all } n$$

Then, if $\sigma^2 = \lim_{n \rightarrow \infty} \text{Var}(\sqrt{d_n} \bar{X}_n)$ exists,

$$(25) \quad d_n^{1/2} (\bar{X}_n - \mathbb{E}[\bar{X}_n]) \rightsquigarrow N(0, \sigma^2)$$

Let $\{u_1, \dots, u_k, v_1, \dots, v_l\}$ be a set of arbitrary elements of \mathcal{Z} for any $k, l \in \mathbb{N}$ and let $\{\lambda_1, \dots, \lambda_k, \gamma_1, \dots, \gamma_l\}$ be arbitrary elements of \mathbb{R} . After applying Cramer-Wold, we are left with the following sample mean:

$$(26) \quad S_{d_t} \equiv \frac{1}{d_t} \sum_{i=1}^{d_t} g_i(Z_i) = \frac{1}{t_0} \sum_{i=1}^{t_0} \sum_{j=1}^k \lambda_j \mathbb{1}(Z_i \leq u_j) + \frac{1}{t_0} \sum_{i=t_0+1}^N \sum_{j=1}^l \gamma_j \mathbb{1}(Z_i \leq v_j)$$

We will view $\{g_i(Z_i)\}_{i=1}^{d_t}$ as elements of the triangular array. B1 follows for our class \mathcal{F} . Although the process is now nonstationary, it still satisfies B2 since the mixing coefficient of $\{g_i(Z_i)\}_{i=1}^{d_n}$ is bounded by $\alpha_Y(\cdot)$. Since we can take δ to be arbitrarily large and $\alpha_Y(\cdot) \leq \beta_Y(\cdot)$, (b) follows.

⁶This paper uses the notion of weakly-approaching random variables [7], which does not require the existence of a limiting distribution; this is more general than what we need here.

Now we will need to check that the limiting variance matches that of limiting Gaussian process defined in (21). Simple calculation reveals that:

$$\begin{aligned} \text{Var}(\sqrt{d_t}S_{d_t}) = & \frac{1}{d_t} \left[\sum_{i=1}^{t_0} \sum_{j=1}^{t_0} \text{Cov}(g_i(Z_i), g_j(Z_j)) + \sum_{i=t_0+1}^N \sum_{j=t_0+1}^N \text{Cov}(g_i(Z_i), g_j(Z_j)) \right. \\ & \left. + \sum_{i=1}^{t_0} \sum_{j=t_0+1}^N \text{Cov}(g_i(Z_i), g_j(Z_j)) + \sum_{i=t_0+1}^N \sum_{j=1}^{t_0} \text{Cov}(g_i(Z_i), g_j(Z_j)) \right] \end{aligned}$$

The desired result will follow if we can show that the last two terms on the RHS goes to 0. We find conditions for this to be true below.

LEMMA 3.13. Suppose Y is a stationary stochastic process that is polynomially β -mixing and let \mathcal{G} be the linear hull of \mathcal{F} . That is, \mathcal{G} is the function class corresponding to finite linear combinations of \mathcal{F} , given by:

$$(27) \quad \mathcal{G} = \left\{ g = \sum_{i=1}^m a_i f_i, \quad a_i \in \mathbb{R}, f_i \in \mathcal{F}, m \in \mathbb{N} \right\}$$

where \mathcal{F} is the function class given in (9). Then, for any $g_1, g_2 \in \mathcal{G}$:

$$(28) \quad \lim_{t \rightarrow \infty} \text{Cov}(\sqrt{t_0}P_t g_1, \sqrt{t_0}P_N g_2) = 0$$

PROOF. First, recall Davydov [12]'s inequality, which states that:

$$(29) \quad |\text{Cov}(X, Y)| \leq 10\beta(\sigma(X), \sigma(Y))^r \|X\|_p \|Y\|_q$$

where $r + 1/p + 1/q = 1$. For any $g \in \mathcal{G}$, $\|g\|_\infty \leq \sum_{i=1}^m |a_i|$. We can therefore set $r = 1 - \epsilon$ for an arbitrarily small $\epsilon > 0$. Letting $k = |i - j|$ and applying the above inequality, we see that:

$$\begin{aligned} |\text{Cov}(\sqrt{t_0}P_t g_1, \sqrt{t_0}P_N g_2)| &= \left| \text{Cov} \left(\frac{1}{\sqrt{t_0}} \sum_{i=1}^{t_0} g_1(z_i), \frac{1}{\sqrt{t_0}} \sum_{j=t_0+1}^N g_2(z_j) \right) \right| \\ &\lesssim \frac{1}{t_0} \sum_{i=1}^{t_0} \sum_{j=t_0+1}^N \beta(|i - j|)^r \\ &\lesssim \frac{1}{t_0} \sum_{k=1}^{\lceil t_0/2 \rceil} k \beta(k)^r \rightarrow 0 \end{aligned}$$

□

Since we have shown both (a) and (b), we have the joint convergence of the empirical process defined in (18) to a tight element in $\ell^\infty(\mathcal{F}) \times \ell^\infty(\mathcal{F})$. Furthermore, since each of the finite dimensional distributions are Gaussian, the limiting process is Gaussian. Asymptotic independence of the marginal Gaussian processes follows from asymptotic independence of finite dimensional distributions; see Kallenberg [23, Lemma 11.1]. \square

REMARK 3. When the stochastic process is compactly supported, this result holds for an arbitrary permissible VC class. In a more general setting, there is a trade-off between assumptions on moments and mixing rates.

REMARK 4. For d -dimensional distribution functions, this lemma holds under α -mixing due to a result of Rio [47, Theorem 7.3].

Now, finite VC dimension, along with the assumed mixing conditions, allows us to invoke the following theorem due to Radulović [46]:

PROPOSITION 3.14 (Kosorok [25], Theorem 11.26, after Radulović [46], Theorem 1). Let Y be a stationary sequence taking values in \mathbb{R}^d for some $d \in \mathbb{N}$ with marginal distribution P , and let \mathcal{F} be a class of functions in $L_2(P)$. Let $\mathbb{G}_n^*(f) = P_n^*f - P_n f$. Also assume that Y_1^*, \dots, Y_n^* are generated by the CBB procedure with block size $b(n) \rightarrow \infty$ as $n \rightarrow \infty$, and that there exists $2 < p < \infty$, $q > p/(p-2)$, and $0 < \rho < (p-2)/[2(p-1)]$ such that

- (a) $\limsup_{k \rightarrow \infty} k^q \beta_Y(k) < \infty$
- (b) \mathcal{F} is permissible, VC, and has envelope F satisfying $P^{out} F^P < \infty$, and
- (c) $\limsup_{n \rightarrow \infty} n^{-\rho} b(n) < \infty$.

Then $\mathbb{G}_n^* \xrightarrow[W]{P} \mathbb{G}$ in $\ell^\infty(\mathcal{F})$, where \mathbb{G} is a mean 0 Gaussian Process with covariance structure given in (21).

Therefore, it follows that:

$$(30) \quad \mathbb{G}_t^* \xrightarrow[W]{P} \mathbb{G}$$

See Appendix A.1 for details.

Since \mathcal{F} is permissible, by Yu [54] the measurability criteria are satisfied.

Finally, the functional delta method requires tangential Hadamard differentiability of $\phi_{test}(A, B) - \phi_{train}(A, B)$ at our limit point (F,F). Note that $\phi_{test}(\cdot)$ can be expressed as the following composition of mappings:

$$(31) \quad \phi_{test} : (A, B) \xrightarrow{(a)} (B, \hat{\theta}(A)) \xrightarrow{(b)} (B, L(z, \hat{\theta}(A))) \xrightarrow{(c)} \int L(z, \hat{\theta}(A)) dB$$

Due to the Chain Rule, which we will state below, it will suffice to establish tangential Hadamard differentiability for each of the intermediate mappings.

PROPOSITION 3.15 (Chain Rule, van der Vaart and Wellner [52], Lemma 3.9.3). If $\phi : \mathbb{D}_\phi \subset \mathbb{D} \mapsto \mathbb{E}_\phi$ is Hadamard differentiable at $\theta \in \mathbb{D}_\psi$ tangentially to \mathbb{D}_0 and $\psi : \mathbb{E}_\psi \mapsto \mathbb{F}$ is Hadamard differentiable at $\phi(\theta)$ tangentially to $\phi'_\theta(\mathbb{D}_0)$, then $\psi \circ \phi : \mathbb{D}_\phi \mapsto \mathbb{F}$ is Hadamard differentiable at θ tangentially to \mathbb{D}_0 with derivative $\psi'_{\phi(\theta)} \circ \phi'_\theta$.

Differentiability of (a) follows from C4, (b) from C3, and (c) follows from a multivariate generalization of the following proposition (see Appendix A.3 for details):

PROPOSITION 3.16 (Integration, van der Vaart and Wellner [52], Lemma 3.9.17). Given a cadlag function A and a function of bounded variation B on an interval $[a, b] \in \mathbb{R}$, define

$$(32) \quad \phi(A, B) = \int_{[a,b]} A dB$$

Then, $\phi : D[a, b] \times BV_M[a, b] \mapsto \mathbb{R}$ is Hadamard differentiable at each $(A, B) \in D_\phi$ such that $\int |dA| < \infty$. The derivative is given by:

$$(33) \quad \phi'_{A,B}(\alpha, \beta) = \int_{[a,b]} A d\beta + \int_{[a,b]} \alpha dB$$

Condition C3 is stronger than what is needed to establish Hadamard differentiability for step (b), but ensures that the derivative is well-defined. See Appendix A.3 for details.

Similar reasoning holds for $\phi_{train}(\cdot)$ and Hadamard differentiability of the difference holds due to the fact that the derivative is a linear operator. Then by the Functional Delta Method for the bootstrap, the bootstrap is consistent for $\eta^*(\hat{f}_t)$.

REMARK 5. Adding an estimate of the $1 - \alpha$ quantile of the generalization error to the training error is not the only way to construct confidence intervals. In particular, one could also bootstrap the test error.

3.3. *Application of main theorem to AR(p) models under weak assumptions.* The motivating example for this theorem is the setting in which we use an AR(p) model to predict a stationary β -mixing process. We will state a corollary of our theorem that establishes bootstrap consistency of our procedure in this setting under squared error loss.

COROLLARY 3.17. Let Y be a compactly-supported stationary stochastic process satisfying the mixing condition **C1** and Θ be a compact subset of \mathbb{R}^p for some $p \in \mathbb{N}$. Suppose $L(z, \theta) = [z^T(-\theta, 1)]^2$, where $\hat{\theta}(F)$ is the least square estimator for an $AR(p)$ model. Further suppose that $b(n)$ satisfies **C2**. Then the bootstrap is consistent for $\eta^*(\hat{f}_t^*)$.

PROOF. We will start by establishing **C3**, appropriate tangential Hadamard differentiability of $L : \Theta \mapsto \ell^\infty(\mathcal{Z}, \mathbb{R})$ at θ_0 . For notational convenience, let $z = (x, y)$, where $y = y_d$ and $x = (y_1, \dots, y_{d-1})$. We will establish the required tangential Hadamard differentiability by showing that:

$$(34) \quad \left\| \frac{L(\cdot, \theta_0 + t_n h_n) - L(\cdot, \theta_0)}{t_n} - L'_{\theta_0}(\cdot, h) \right\|_\infty \rightarrow 0$$

where:

$$(35) \quad L'_{\theta_0}((x, y), h) = 2(y - \theta_0^T x) h^T x$$

The expression on the LHS of (34) may be rewritten as:

$$(36) \quad \left\| 2(y - x^T \theta_0) x^T (h_n - h) \right\|_\infty + |t_n| \cdot \left\| (x^T h_n)^2 \right\|_\infty$$

For the first term in (36), there exists $C < \infty$ such that for all h_n :

$$(37) \quad \max_{x, y} |2(y - x^T \theta_0) x^T (h_n - h)| < C \|h_n - h\|_1$$

Since $\|h_n - h\|_\infty \rightarrow 0$, this term goes to 0. Since $\max_x (x^T h_n)^2 \rightarrow M^2 \|h\|_1^2$ and $t_n \rightarrow 0$, the second term also converges to 0, and Hadamard differentiability at θ_0 follows.

The only condition that remains to be checked is **C4**, the tangential Hadamard differentiability of the least squares estimator.

We will start by introducing some notation. Given a subset Θ of a Banach space and another Banach space \mathbb{L} , let $\ell^\infty(\Theta, \mathbb{L})$ be the Banach space of uniformly bounded functions $z : \Theta \mapsto \mathbb{L}$. Let $Z(\Theta, \mathbb{L})$ be the subset consisting of all maps with at least one zero. Let $\phi : Z(\Theta, \mathbb{L}) \mapsto \Theta$ be a map that assigns one of its zeros to each element $z \in Z(\Theta, \mathbb{L})$. In the squared error case, Θ represents the domain of the coefficients and \mathbb{L} represents the codomain of the estimating equations. Further let $\text{lin } \Theta$ denote the linear closure of Θ . Hadamard differentiability is established by the following:

PROPOSITION 3.18 (Z-Estimators, van der Vaart and Wellner [52], Lemma 3.9.34). Assume $\Phi : \Theta \mapsto \mathbb{L}$ is uniformly norm-bounded, is one-to-one,

possesses a θ_0 and has an inverse (with domain $\Phi(\Theta)$) that is continuous at 0. Let Φ be Frechet differentiable at θ_0 with derivative $\dot{\Phi}$, which is one-to-one and continuously invertible on $\text{lin } \Theta$. Then the map $\phi : Z(\Theta, \mathbb{L}) \subset \ell^\infty(\Theta, \mathbb{L}) \mapsto \Theta$ is Hadamard differentiable at Φ tangentially to the set of $z \in \ell^\infty(\Theta, \mathbb{L})$ that are continuous at θ_0 . The derivative is given by $\phi_\Phi(z) = -\dot{\Phi}_{\theta_0}^{-1}(z(\theta_0))$.

This result establishes Hadamard differentiability of the least squares estimator as a function of $\Phi(\cdot)$. We can view $\Phi_n(\cdot)$ as a Hadamard differentiable mapping of distribution functions to complete the proof. We will show this last step in the proposition below:

PROPOSITION 3.19. Let $\Upsilon : \mathcal{A} \subset \ell^\infty(\mathcal{Z}, \mathbb{R}) \mapsto \ell^\infty(\Theta, \mathbb{R}^{d-1})$, be the least squares estimator with $d - 1$ parameters, where \mathcal{A} is a subset in which integration is well-defined. Let the j th coordinate of $\Upsilon(\theta, A)$ be given by:

$$(38) \quad \Upsilon_j(\theta, A) = -2 \int y_{t-j+1}(y_t - \theta_1 y_{t-1} - \dots - \theta_{d-1} y_{t-d+1}) dA \equiv \int v_j(z, \theta) dA$$

Then, $\Upsilon(\cdot, A)$ is Hadamard differentiable at a distribution function F , tangentially to $C([-M, M]^d)$ ⁷, with derivative of the j th coordinate given by:

$$(39) \quad \dot{\Upsilon}_{F,j}(\cdot, h) = \int v_j(z, \cdot) dh$$

PROOF. Since the codomain is finite-dimensional, it suffices to establish Hadamard differentiability for each coordinate. Since the estimating equations are symmetric, we can further restrict our attention to one coordinate. First for $\|h_n - h\|_\infty \rightarrow 0$ and $t_n \rightarrow 0$, point-wise in θ , notice that:

$$(40) \quad \frac{\int v_j(z, \theta) d(F + t_n h_n) - \int v_j(z, \theta) dF}{t_n} = \frac{t_n \int v_j(z, \theta) dh_n}{t_n} + \frac{\int v_j(z, \theta) d(F - F)}{t_n}$$

$$(41) \quad \rightarrow \int v_j(z, \theta) dh$$

Next, since Θ is compact, $\int v_j(z, \cdot) dh_n$ is convex (affine), point-wise convergence implies uniform convergence [22, Thm 3.1.4]. Therefore,

$$(42) \quad \left\| \frac{\int v_j(z, \cdot) d(F + t_n h_n) - \int v_j(z, \cdot) dF}{t_n} - \dot{\Upsilon}_{F,j}(h, \cdot) \right\|_\infty \rightarrow 0$$

⁷Since $v_j(z, \theta)$ has bounded variation in the Hardy-Krause sense, this tangent set is sufficient for well-definition of the integral by an integration by parts argument. For details, see Remark 6.

and Hadamard differentiability of $\Upsilon(\cdot, A)$ at F follows. \square

See Appendix A.3 for additional details regarding the multivariate stochastic integration that results from applying the Functional Delta Method. In particular, Remark 6 provides an additional sufficient condition on the loss function that ensures that the pathwise Riemann-Stieltjes integral exists a.s. This condition is satisfied for squared error loss. \square

4. Simulation Study. To demonstrate the performance of our method in a non-asymptotic setting, we examine three simulated examples. In each example, we will use squared error loss, an $AR(\rho)$ model for prediction, and data generating process satisfying the mixing conditions imposed in our theorem. Note that here we consider distributions with unbounded support; our procedure seems to work with the distributions considered supported on entire real line.

4.1. *ARMA(p, q) DGP.* Suppose that the data generating process is of the form:

$$(43) \quad X_t = \sum_{i=1}^p \varphi_i X_{t-i} + \sum_{j=1}^q \theta_j \epsilon_{t-j} + \epsilon_t$$

where the coefficients satisfy stationarity and $\{\epsilon_j\}_{j \in \mathbb{Z}}$ is an iid sequence such that $E(\epsilon_j) = 0$ and the distribution of ϵ_j is dominated by the Lebesgue measure. Then Doukhan [13] establishes that X_t is geometrically β -mixing.

We will simulate from an ARMA(2,2) process, with coefficients $\varphi_1 = 0.5$, $\varphi_2 = 0.5$, $\theta_1 = 0.5$, and $\theta_2 = 0.25$ with $\epsilon_i \sim N(0, 1)$. We will use an $AR(1)$ model for prediction.

4.2. *AR-ARCH DGP.* We will consider an AR data generating process with heteroscedastic ARCH noise. That is, consider:

$$\begin{aligned} X_t &= \sum_{i=1}^p \varphi_i X_{t-i} + \epsilon_t \\ \epsilon_t &= \sqrt{h_t} z_t \\ h_t &= \omega + \sum_{j=1}^r \alpha_j \epsilon_{t-j}^2 \end{aligned}$$

where z_t is an iid noise sequence. More specifically, Lange, Rahbek and Jensen [30] show that an AR(1)-ARCH(1) model satisfying $E(\log(\alpha_1 z_t^2)) < 0$ and $|\varphi_1| < 1$ is stationary and geometrically β -mixing.

In our simulation, we will set $\varphi_1 = 0.8$, $\alpha_1 = 0.99$, and $z_t \sim N(0, 1)$. Note that our choice of α_1 leads to a high but finite variance. We will use an $AR(3)$ model for prediction.

4.3. *Markov-switching DGP.* Breaks in the data are commonly modeled as a switch from one stationary generating process to another, where the regime switch is determined by a Markov Chain. Here, we consider a data generating process that switches between a finite number of $ARMA(p, q)$ models. In particular, we will follow the example used by Lee [31]:

$$y_t = \begin{cases} 1.5y_{t-1} + 0.6e_{t-1} + e_t & X = 1 \\ 0.9y_{t-1} - 1.2e_{t-1} + e_t & X = 2 \\ 0.7e_{t-1} & X = 3 \end{cases}$$

with transition matrix P given by

$$\begin{pmatrix} 0 & 0.2 & 0.8 \\ 0.7 & 0 & 0.3 \\ 0.5 & 0 & 0.5 \end{pmatrix}$$

If e_t is iid and $\mathbb{E}|e_t|^5 < \infty$, then y_t is geometrically ergodic and since it is a stationary Markov Chain, it is also geometrically β -mixing. We will simulate using $e_t \sim N(0, 1)$ and an $AR(2)$ model for prediction.

4.4. *Coverage of proposed bootstrap procedure.* We summarize the behavior of our estimator in Figure 1. For all data generating processes, we examine 11 sample sizes, ranging from 50 to 1000, and select a block length using Politis and White [42]. We simulate a time series of length 1000 to estimate the risk. We consider 500 bootstrap replications and generate 500 different bootstrap confidence intervals based on different runs of the data generating process to calculate coverage.

For the $AR(2,2)$ data generating process, we see that the bootstrap confidence intervals have coverage close to desired α -level even for sample sizes as small as 25. Both the AR - $ARCH(1)$ and Markov-switching data generating processes exhibit poor coverage for small sample sizes but reach the desired coverage level by 1000 observations.

5. Discussion. We propose a method based on the block bootstrap for constructing confidence intervals for the risk. We succeed in showing bootstrap consistency with minimal assumptions on the data generating process itself. However, it may seem that assumptions about mixing rates

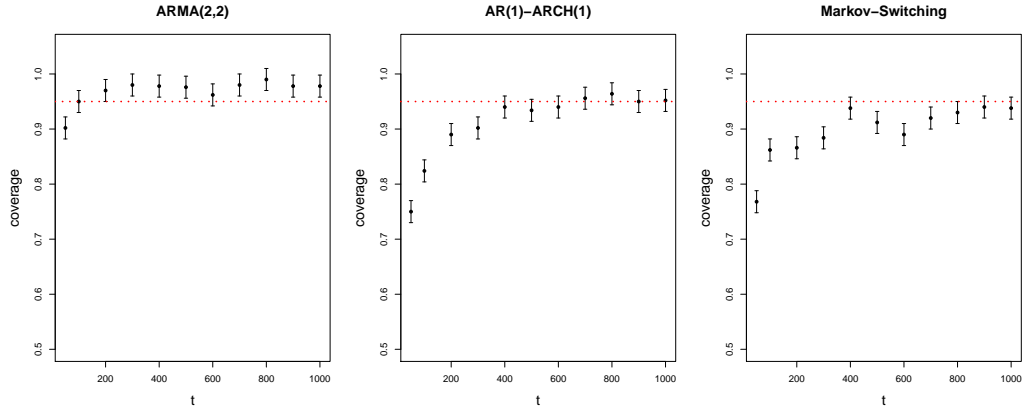


Fig 1: Coverage of Bootstrapped Generalization Error Bounds

may be hard to verify. While we do not disagree with this sentiment entirely, the β -mixing coefficient is in principle estimable [34], and the cubic mixing rate condition is satisfied for both m -dependent and geometrically ergodic Markov Chains [8].

While we have not dealt directly with model selection, our work opens up possibilities for that topic. The difference of two risk functionals satisfying the conditions of our theorem would also be Hadamard differentiable, allowing for model selection, at least in the fixed- d setting. Our approach could not distinguish between models with the same asymptotic risk, but this is not a major concern if one presumes all models are mis-specified. The limitation to fixed d may be more of an issue, and this is one more reason to studying the growing-memory regime.

Another topic of future research is showing the viability of our procedure for a wider range of models. Showing Hadamard differentiability of more complicated functionals may prove difficult, but Hable [18] for instance is a promising step in this direction. In these cases, more conditions on the data generating process may be needed, which may be a price worth paying to prove guarantees for other models commonly used in data analysis.

Acknowledgments. We are grateful to Robert Kass, Daniel McDonald, Alessandro Rinaldo and Valerie Ventura for helpful discussions. We wish to record special thanks to Prof. McDonald for his permission to develop an idea proposed in [32].

APPENDIX A: PROOF MODIFICATIONS

At several points, we invoke propositions which are slight extensions or modifications of ones established in the prior literature. In the interest of completeness, this appendix indicates how the published proofs need to be adjusted.

A.1. Proposition 3.14, after Radulović [46, Theorem 1]. Let $z_i = (y_i, \dots, y_{i+d-1})$. By resampling these blocks of blocks, we arrive at the CBB discussed in Section 2.3. After applying an $f \in \mathcal{F}$ to the z_i 's, we are again back to the case of real-valued functions, and the rest of the argument carries through.

A.2. Proposition 3.10, after Arcones and Yu [4, Lemma 2.1]. Here, we need to confirm that the process $\{\sqrt{t_0}(1/t_0 \sum_{i=t_0+1}^{N_0} f(X_i) - \mathbb{E}[f(X)])\}_{\mathcal{F}}$ satisfies the stochastic equicontinuity condition, defined in (23). We will show this by making a small modification in Lemma 2.1, equation (2.14). Permissibility implies that $\|\cdot\|_{\mathcal{F}}$ is measurable; therefore the following holds due to strict stationarity:

$$(44) \quad P(\|\sqrt{t_0}(1/t_0 \sum_{i=t_0+1}^N f(X_i) - \mathbb{E}[f(X)])\|_{\mathcal{F}'(r; \|\cdot\|_p)} > \lambda)$$

$$(45) \quad = P(\|\sqrt{t_0}(1/t_0 \sum_{i=1}^{N-t_0} f(X_i) - \mathbb{E}[f(X)])\|_{\mathcal{F}'(r; \|\cdot\|_p)} > \lambda)$$

At each t , the bound is the same as that of the process starting at $i = 1$.

A.3. Proposition 3.16, after van der Vaart and Wellner [52, Lemma 3.9.17]. The proof of van der Vaart and Wellner [52] generalizes to the multivariate case if we consider a rectangular support region $\mathcal{R} \equiv \prod_{i=1}^d [a_i, b_i] \subset \mathbb{R}^d$. In the ensuing discussion of Lebesgue-Stieltjes and Riemann-Stieltjes integrals of the form $\int f dg$, we will refer to f as the integrand and g as the integrator. Lebesgue-Stieltjes integration requires that the function in the integrand has bounded variation over the interval $[a, b]$. In the univariate case, this means that:

$$(46) \quad \sup_{\mathcal{Y} \in \mathbb{Y}} \sum_{y \in \mathcal{Y}} |f(y^+) - f(y)| < \infty$$

where \mathcal{Y} is a ladder on $[a, b]$, consisting of finitely many values from this interval. Suppose for a given ladder, we arrange each of the points in increasing order: $y_0 < y_1, \dots < y_m$. The successor of a particular y , denoted

as y^+ , is defined as the next element in the sequence. The supremum is over all such ladders.

A multivariate extension of Lebesgue-Stieltjes integrals requires a generalization of this notion of bounded variation. More than one such generalization is possible; below we will discuss variation in the Hardy-Krause sense, which will also require that we define variation in the Vitali sense.

We will start by introducing relevant concepts. We will largely follow the notation in Owen [39]. Let $[a, b]$ be a hyperrectangle in \mathbb{R}^d . Suppose that $u, v \subset \{1, \dots, d\}$ and $x, z \in [a, b]$ and $u \cap v = \emptyset$. Take $x^u : z^v$ to be the concatenation, resulting in a vector with values equal to x for $i \in u$ and equal to z for $i \in v$. Let $-v$ represent the complement of v . Take the d -fold alternating sum over $[a, b]$ to be

$$(47) \quad \Delta(f; a, b) = \sum_{v \subset \{1, \dots, d\}} (-1)^{|v|} f(a^v : b^{-v})$$

Now let $\mathcal{Y} = \prod_{j=1}^d \mathcal{Y}^j$, where \mathcal{Y}^j is a univariate ladder for the j th coordinate. The variation of f over \mathcal{Y} is:

$$(48) \quad V_{\mathcal{Y}}(f) = \sum_{y \in \mathcal{Y}} |\Delta(f, y, y^+)|$$

By again taking the supremum of the variation over all possible ladders we arrive at the Vitali notion of variation:

DEFINITION A.3.1. The variation of f on the hyperrectangle $[a, b]$ in the sense of Vitali, is:

$$(49) \quad V_{\mathbf{V}}(f) = \sup_{\mathcal{Y} \in \mathbb{Y}} V_{\mathcal{Y}}(f)$$

The Hardy-Krause notion of variation is closely related to that of Vitali defined above. It consists of restricting the function to take the value of b_i for each subset of the coordinates and summing the resulting Vitali variations.

DEFINITION A.3.2. The variation of f on the hyperrectangle $[a, b]$ in the sense of Hardy and Krause is

$$(50) \quad V_{\mathbf{HK}}(f) = \sum_{u \subset \{1, \dots, d\}, u \neq \emptyset} V_{\mathbf{V}}(f(x^u : b^{-u}))$$

Variation in the Hardy-Krause sense is generally larger than in the Vitali sense; in fact, one can construct examples such that the former is infinite while the latter is finite. See for example, Beare [6].

In the univariate case, bounded variation implies the existence of the Jordan decomposition, where the integrator is expressed as the difference of two monotonic functions. Then, one can use the Caratheodory extension theorem to uniquely match each Lebesgue-Stieltjes measure with an appropriate Lebesgue measure. An analogous result holds in the multivariate case if the integrator is of bounded variation in the Hardy-Krause sense, making it a natural condition to impose in our proof modification.

PROPOSITION A.3.3. Given a continuous function A and a function of bounded variation B in the sense of Hardy-Krause in the hyperrectangle $\mathcal{R} \equiv \prod_{i=1}^d [a_i, b_i]$, define

$$(51) \quad \phi(A, B) = \int A dB$$

Then, $\phi : C(\mathcal{R}) \times BV_M(\mathcal{R}) \mapsto \mathbb{R}$ is Hadamard differentiable at each $(A, B) \in D_\phi$ such that $\int |dA| < \infty$. The derivative is given by:

$$(52) \quad \phi'_{A,B}(\alpha, \beta) = \int A d\beta + \int \alpha dB$$

PROOF. For $\alpha_t \rightarrow \alpha$ and $\beta_t \rightarrow \beta$, define $A_t = A + t\alpha_t$ and $B_t = B + t\beta_t$. Write:

$$(53) \quad \frac{\int A_t dB_t - \int A dB}{t} - \phi'_{A,B}(\alpha_t, \beta_t) = \int \alpha d(B_t - B) + \int (\alpha_t - \alpha) d(B_t - B)$$

Analogous to van der Vaart and Wellner [52], the second term on the RHS can be bounded by $2C\|\alpha_t - \alpha\|_\infty \rightarrow 0$ for some $C < \infty$. See Aistleitner and Dick [1] for the relationship between the total variation in the Hardy-Krause sense and variation of the signed measure.

For the first term, we again make an identical argument. Since α is continuous we can construct a d -dimensional grid such that α varies no more than ϵ within a particular grid. Let $\tilde{\alpha}$ be the discretization that is constant and takes the value $\alpha(y)$ where y is the left endpoint of the grid. Then,

$$\begin{aligned} \left| \int \alpha d(B_t - B) \right| &\leq \|\alpha - \tilde{\alpha}\|_\infty 2C \\ &+ \sum_{y \in \mathcal{Y}_{\text{grid}}} \int_{[y, y^+]} |\tilde{\alpha}(y)| d(B_t - B) \end{aligned}$$

where a coordinate is fixed at b_i when there is no successor y_i^+ . The first item on the RHS can be made arbitrarily small by making ϵ small, and the last term is bounded by $|\mathcal{Y}_{\text{grid}}| \cdot \|\alpha\|_\infty \prod_{i=1}^d |b_i - a_i| \cdot \|B_t - B\|_\infty$, which can be made arbitrarily small for a fixed partition. \square

REMARK 6. Evaluating the Hadamard derivative after applying the Functional Delta Method results in integration with respect to a Gaussian process. This leads to some issues as even the canonical empirical process $\mathbb{G} = \lim_{t \rightarrow \infty} \sqrt{t}(F_t - F)$ is known to have unbounded variation in the iid one-dimensional case for general P even though it is uniformly continuous; see Dudley [15].

We can follow van der Vaart and Wellner [52] and define the integral via an integration by parts formula. Since tight Gaussian processes are continuous a.s., it is enough to require that the integrand is of bounded variation in the Hardy-Krause sense for the pathwise Riemann-Stieltjes integral to exist a.s. A simple condition to ensure bounded variation is that the integrand is differentiable with bounded mixed partial derivatives [39, Prop. 13].

Lebesgue-Stieltjes integration is often thought of as a generalization of Riemann-Stieltjes integration. This is indeed the case when the integrator has bounded variation. Riemann-Stieltjes integration requires that the integrand and integrator share no points of discontinuity, whereas discontinuities are not an issue when the Lebesgue-Stieltjes integral is transformed into a Lebesgue integral.

However, an integration by parts formula for Lebesgue-Stieltjes integrals generally requires both functions to be of bounded variation since the strategy is to replace the integrand with a corresponding measure and use the Fubini-Tonelli Theorem. A Riemann-Stieltjes integral can be shown to exist when one side of the integration by parts formula exists, which does not require both functions to be of bounded variation [43].

Note that in the main theorem, we will fix θ for $L(z, \theta)$ in this step in the Chain Rule.

APPENDIX B: IMPLICATIONS FOR K-FOLD CROSS-VALIDATION

B.1. Functional Representation of K-fold Cross-Validation. Here we show that K-fold cross-validation can also be expressed as a functional of distribution functions. Let $F_{t,i}$ correspond to the empirical distribution function of the i th fold at time t . We will ignore the issue of fold membership when t is not divisible by k since this is irrelevant in the triangular array

setting. A simple extension of Lemma 3.8 implies that:

$$(54) \quad \sqrt{t} \begin{pmatrix} F_{t,1} - F \\ \vdots \\ F_{t,k} - F \end{pmatrix} \rightsquigarrow \mathbb{H}_k$$

where \mathbb{H}_k is the k th product of \mathbb{G} , the limiting Gaussian process with covariance function given in (21). Since we have weak convergence, we can apply the Functional Delta Method to show asymptotic Normality and consistency of Cross Validation under nearly identical conditions to the main theorem:

PROPOSITION B.1.1. Consider the Cross-Validated risk, defined as:

$$(55) \quad R_{CV}(\hat{f}) = \frac{1}{k} \sum_{i=1}^k \int L \left(z, \hat{\theta} \left(\frac{1}{k-1} \sum_{j \neq i} F_j \right) \right) dF_i$$

Suppose that conditions C1, C3, C4 are satisfied and that K is a fixed constant. Then $\sqrt{t} [R_{CV}(\hat{f}) - R(\hat{f})] \rightsquigarrow N(0, \sigma^2)$ for some $\sigma^2 < \infty$.

We study the asymptotic Normality of the cross-validated risk using the same data generating processes considered in Section 4 in the plots below. For each process, we run 5-fold cross-validation using an AR(2) model for prediction on a range of sample sizes. We examine asymptotic Normality by simulating 10000 runs of the procedure and comparing the standardized quantiles with those of a Normal distribution. In general, we see that the Normal approximation is poor for relatively small sample sizes ($n = 50, n = 100$), with the quantiles exhibiting very heavy tails. However, with increasing n , we see that the tails become better behaved.

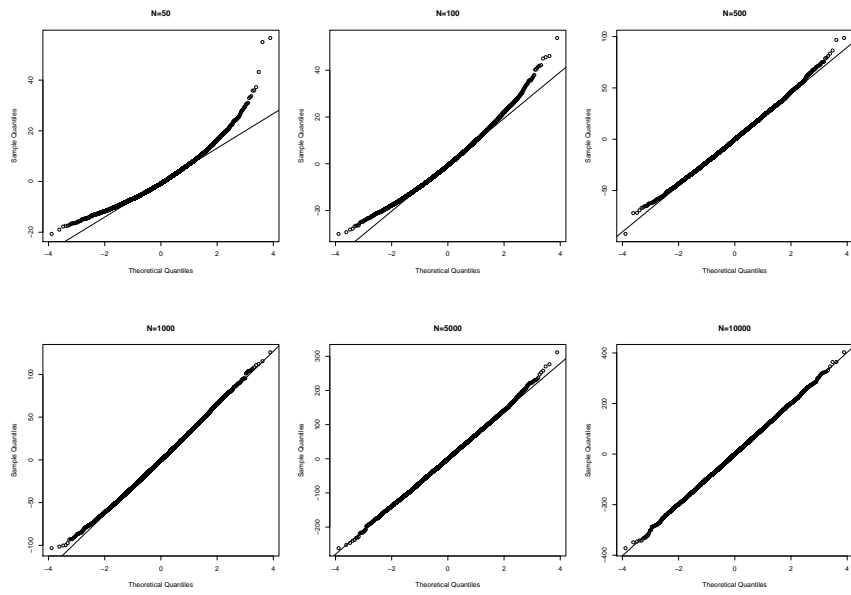


Fig 2: ARMA(2,2) process

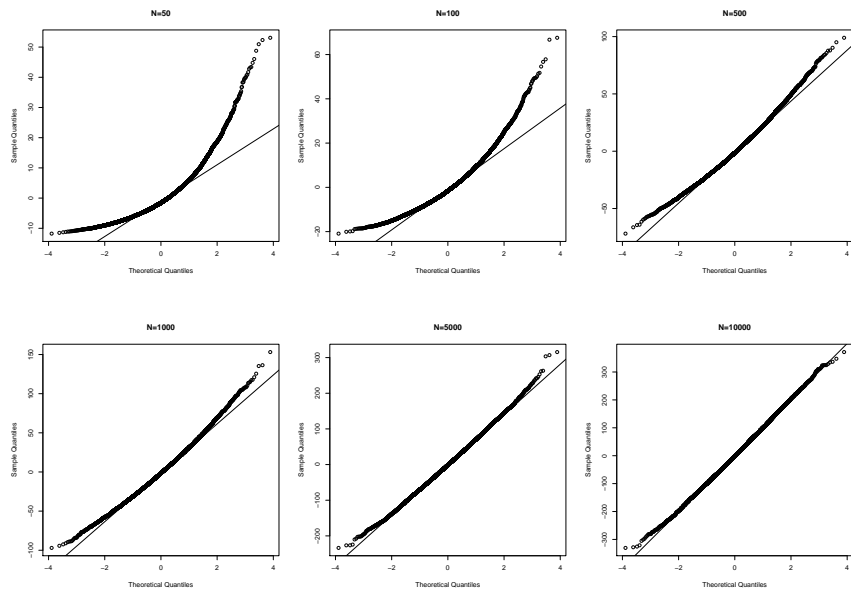


Fig 3: AR(1)-ARCH(1) process

To our knowledge, the only other result regarding the risk consistency of Cross-Validation for time series is Racine [45], who considers autoregressive models. Our result is more agnostic about the data generating process, but could probably be extended using different tools.

REFERENCES

- [1] AISTLEITNER, C. and DICK, J. (2015). Functions of bounded variation, signed measures, and a general Koksma-Hlawka inequality. *Acta Arithmetica* **167** 143171.
- [2] AKAIKE, H. (1970). Statistical Predictor Identification. *Annals of the Institute of Statistical Mathematics* **22** 203–217. Reprinted in [3, pp. 137–151].
- [3] AKAIKE, H. (1998). *Selected Papers of Hirotugu Akaike*. Springer-Verlag, Berlin. Edited by Emanuel Parzen, Kunio Tanabe and Genshiro Kitagawa.
- [4] ARCONES, M. A. and YU, B. (1994). Central Limit Theorems for Empirical and U -processes of Stationary Mixing Sequences. *Journal of Theoretical Probability* **7** 47–71.
- [5] ARLLOT, S. and CELISSE, A. (2010). A survey of cross-validation procedures for model selection. *Statistics Surveys* **4** 40–79.
- [6] BEARE, B. (2009). A Generalization of Hoeffding’s Lemma, and a New Class of Covariance Inequalities. *Statistics and Probability Letters* **79** 637–642.
- [7] BELYAEV, Y. and SJÖSTEDT-DE LUNA, S. (2000). Weakly Approaching Sequences of Random Variables. *Journal of Applied Probability* **37**.
- [8] BRADLEY, R. C. (2005). Basic Properties of Strong Mixing Conditions. A Survey and Some Open Questions. *Probability Surveys* **2** 107–144.
- [9] BUNKE, O. and DROGE, B. (1984). Bootstrap and Cross-Validation Estimates of the Prediction Error for Linear Regression Models. *Annals of Statistics* **12** 1400–1424.
- [10] BURMAN, P., CHOW, E. and NOLAN, D. (1994). A Cross-Validatory Method for Dependent Data. *Biometrika* **81** 351–358.
- [11] CLAESKENS, G. and HJORT, N. L. (2008). *Model Selection and Model Averaging*. Cambridge University Press, Cambridge, England.
- [12] DAVYDOV, Y. A. (1968). Convergence of Distributions Generated by Stationary Stochastic Processes. *Theoretical Probability and Its Applications* **13** 691–696.
- [13] DOUKHAN, P. (1995). *Mixing: Properties and Examples*. Springer-Verlag, New York.
- [14] DRIVER, B. (2004). Analysis Tools with Examples. Online textbook.
- [15] DUDLEY, R. M. (1997). Empirical Processes and p -Variation. In *Festschrift for Lucien Le Cam* (D. POLLARD, E. TORGERSEN and G. L. YANG, eds.) 219–233. Springer, New York.
- [16] EFRON, B. (1983). Estimating the Error Rate of a Prediction Rule: Improvements on Cross-Validation. *Journal of the American Statistical Association* **78** 316–331.
- [17] EKSTROM, M. (2014). A General Central Limit Theorem for Strongly Mixing Sequences. *Statistics and Probability Letters* **94** 236–238.
- [18] HABLE, R. (2012). Asymptotic Normality of Support Vector Machine Variants and Other Regularized Kernel Methods. *Journal of Multivariate Analysis* **106** 92–117.
- [19] HALL, P., HOROWITZ, J. and JING, B.-Y. (1995). On Blocking Rules for the Bootstrap with Dependent Data. *Biometrika* **82** 561–574.
- [20] HANNAN, E. J. (1980). The Estimation of the Order of an ARMA Process. *Annals of Statistics* **8** 1071–1081.
- [21] HÄRDLE, W. and VIEU, P. (1992). Kernel Regression Smoothing of Time Series. *Journal of Time Series Analysis* **13** 209–232.

- [22] HIRIAT-URRUT, J.-B. and LEMARÉCHAL, C. (2012). *Fundamentals of Convex Analysis*. Springer, New York.
- [23] KALLENBERG, O. (2002). *Foundations of Modern Probability*, Second ed. Springer-Verlag, New York.
- [24] KARANDIKAR, R. L. and VIDYASAGAR, M. (2002). Rates of uniform convergence of empirical means with mixing processes. *Statistics and Probability Letters* **58** 297–307.
- [25] KOSOROK, M. R. (2008). *Introduction to Empirical Processes and Semiparametric Inference*. Springer, New York.
- [26] KÜNSCH, H. R. (1989). The Jackknife and the Bootstrap for General Stationary Observations. *Annals of Statistics* **17** 1217–1241.
- [27] KUZNETSOV, V. and MOHRI, M. (2017). Generalization Bounds for Non-Stationary Mixing Processes. *Machine Learning* **106** 93–117.
- [28] LAHIRI, S. N. (2003). *Resampling Methods for Dependent Data*. Springer-Verlag, New York.
- [29] LAHIRI, S. N., FURUKAWA, K. and LEE, Y. D. (2007). A Nonparametric Plug-In Rule for Selecting Optimal Block Lengths for Block Bootstrap Methods. *Statistical Methodology* **4** 292–321.
- [30] LANGE, T., RAHBEK, A. and JENSEN, S. T. (2011). Estimation and Asymptotic Inference in the AR-ARCH Model. *Econometric Reviews* **30** 129–153.
- [31] LEE, O. (2005). Probabilistic Properties of a Nonlinear ARMA Process with Markov Switching. *Communications in Statistics: Theory and Methods* **34** 193–204.
- [32] McDONALD, D. J. (2012). Generalization Error Bounds for Time Series PhD thesis, Carnegie Mellon University.
- [33] McDONALD, D. J., SHALIZI, C. R. and SCHERVISH, M. (2015). Estimating Beta-Mixing Coefficients via Histograms. *Electronic Journal of Statistics* **9** 2855–2883.
- [34] McDONALD, D. J., SHALIZI, C. R. and SCHERVISH, M. (2017). Nonparametric Risk Bounds for Time-Series Forecasting. *Journal of Machine Learning Research* **18** 1–40.
- [35] MEIR, R. (2000). Nonparametric Time Series Prediction Through Adaptive Model Selection. *Machine Learning* **39** 5–34.
- [36] MOHRI, M. and ROSTAMIZADEH, A. (2009). Rademacher Complexity Bounds for Non-I.I.D. Processes. In *Advances in Neural Information Processing Systems 21 [NIPS 2008]* (D. KOLLER, D. SCHUURMANS, Y. BENGIO and L. BOTTOU, eds.) 1097–1104.
- [37] MOHRI, M. and ROSTAMIZADEH, A. (2010). Stability Bounds for Stationary ϕ -mixing and β -mixing Processes. *Journal of Machine Learning Research* **11**.
- [38] MOHRI, M., ROSTAMIZADEH, A. and TALWALKAR, A. (2012). *Foundations of Machine Learning. Adaptive Computation and Machine Learning*. MIT Press, Cambridge, Massachusetts.
- [39] OWEN, A. B. (2005). Multidimensional Variation for Quasi-Monte Carlo. In *Contemporary Multivariate Analysis and Design of Experiments: In Celebration of Prof. Kai-Tai Fang’s 65th Birthday* (J. FAN and G. LI, eds.) 49–74. World Scientific, Singapore.
- [40] PESTOV, V. (2010). Predictive PAC Learnability: A Paradigm for Learning from Exchangeable Input Data. In *Proceedings of the 2010 IEEE International Conference on Granular Computing (GrC 2010)* 387–391. IEEE Computer Society, Los Alamitos, California.
- [41] POLITIS, D. N., ROMANO, J. P. and WOLF, M. (1999). *Subsampling*. Springer, New York.
- [42] POLITIS, D. N. and WHITE, H. (2004). Automatic Block-Length Selection for the Dependent Bootstrap. *Econometric Reviews* **23** 53–70. See also R

- code, <http://www.math.ucsd.edu/~politis/SOFT/PPW/ppw.R>, correction, <http://www.math.ucsd.edu/~politis/PAPER/SBblockCORRECTION.pdf>.
- [43] PRAUSE, A. and STELAND, A. (2017). Sequential detection of three-dimensional signals under dependent noise. *Sequential Analysis* **36** 151-178.
 - [44] RACINE, J. (1997). Feasible Cross-Validatory Model Selection for General Stationary Processes. *Journal of Applied Econometrics* **12** 169–179.
 - [45] RACINE, J. (2000). Consistent cross-validatory model-selection for dependent data: hv-block cross-validation. *Journal of Econometrics* **99** 39–61.
 - [46] RADULOVIĆ, D. (1996). The Bootstrap for Empirical Processes Based on Stationary Observations. *Stochastic Processes and their Applications* **65** 259–279.
 - [47] RIO, E. (2017). *Asymptotic Theory of Weakly Dependent Random Processes*. Springer, New York.
 - [48] SCHERVISH, M. J. and SEIDENFELD, T. (1990). An Approach to Consensus and Certainty with Increasing Evidence. *Journal of Statistical Planning and Inference* **25** 401–414.
 - [49] SHALIZI, C. R. and KONTOROVICH, A. L. (2013). Predictive PAC Learning and Process Decompositions. In *Advances in Neural Information Processing Systems 26 [NIPS 2013]* (C. J. C. BURGESS, L. BOTTOU, M. WELLING, Z. GHAHRAMANI and K. Q. WEINBERGER, eds.) 1619–1627. Curran Associates.
 - [50] SHAO, J. (1996). Bootstrap Model Selection. *Journal of the American Statistical Association* **91** 655–665.
 - [51] SHIBATA, R. (1980). Asymptotically Efficient Selection of the Order of the Model for Estimating Parameters of a Linear Process. *Annals of Statistics* **8** 147–164.
 - [52] VAN DER VAART, A. W. and WELLNER, J. A. (1996). *Weak Convergence and Empirical Processes*. Springer, New York.
 - [53] VIDYASAGAR, M. (2003). *Learning and Generalization: With Applications to Neural Networks*, Second ed. Springer-Verlag, Berlin.
 - [54] YU, B. (1994). Rates of Convergence for Empirical Processes of Stationary Mixing Sequences. *Annals of Probability* **22** 94–116.

DEPARTMENT OF STATISTICS
 CARNEGIE MELLON UNIVERSITY
 PITTSBURGH, PA 15213
 USA
 E-MAIL: rlunde@andrew.cmu.edu
cshalizi@cmu.edu