

GW170817 AND THE PROSPECT OF FORMING SUPRAMASSIVE REMNANTS IN NEUTRON STAR MERGERS

PENG-XIONG MA^{1,2}, JIN-LIANG JIANG^{1,2}, HAO WANG^{1,3}, ZHI-PING JIN^{1,2}, YI-ZHONG FAN^{1,2}, AND DA-MING WEI^{1,2}

¹ Key Laboratory of dark Matter and Space Astronomy, Purple Mountain Observatory, Chinese Academy of Science, Nanjing, 210008, China.

² School of Astronomy and Space Science, University of Science and Technology of China, Hefei, Anhui 230026, China.

³ University of Chinese Academy of Sciences, Yuquan Road 19, Beijing, 100049, China

ABSTRACT

The gravitational wave data of GW170817 favor the equation of state (EoS) models that predict compact neutron stars (NSs), consistent with the radius constraints from X-ray observations. Motivated by such a remarkable progress, we examine the fate of the remnants formed in NS mergers and focus on the roles of the angular momentum and the mass distribution of the binary NSs. In the mass shedding limit (for which the dimensionless angular momentum equals to the Keplerian value, i.e., $j = j_{\text{Kep}}$), the adopted seven EoS models, except H4 and ALF2, yield supramassive NSs in more than half of the mergers. However, for $j \lesssim 0.7j_{\text{Kep}}$, the presence or absence of a non-negligible fraction of supramassive NSs formed in the mergers depends sensitively on both the EoS and the mass distribution of the binary systems. The NS mergers with a total gravitational mass $\leq 2.6M_{\odot}$ are found to be able to shed valuable light on both the EoS model and the angular momentum of the remnants if supramassive NSs are still absent. We have also discussed the uncertainty on estimating the maximum gravitational mass of non-rotating NSs (M_{max}) due to the unknown j of the pre-collapse remnants. With the data of GW170817 and the assumption of the mass loss of $0.03M_{\odot}$, we have $M_{\text{max}} < (2.19, 2.32)M_{\odot}$ (90% confidence level) for $j = (1.0, 0.8)j_{\text{Kep}}$, respectively.

Keywords: gravitational wave—stars: neutron—binaries: close

1. INTRODUCTION

The long-standing hypothesis that the mergers of close NS binaries can generate energetic gravitational-wave (GW) (Clark & Eardley 1977; Abadie et al. 2010), short gamma-ray bursts as well as a large amount of r-process material (Eichler et al. 1989), and Li-Paczyński macronova (Li & Paczyński 1998; Metzger 2017) have been directly/convincingly confirmed by the successful detection of GW170817/GRB 170817A/AT2017gfo (Abbott et al. 2017a; Goldstein et al. 2017; Pian et al. 2017; Covino et al. 2017). The gravitational wave data of GW170817 also impose important constraints on the models of equation of state (EoS) of NSs and favor those yielding compact NSs, for instance APR4 and SLy (Abbott et al. 2017a). Intriguingly, compact stars were also inferred from the radius measurements based on the X-ray observations of a group of NSs (Lattimer & Prakash 2016; Özel & Freire 2016).

The EoS of NSs plays an important role in the fate of the merger remnants. In principle, the merger of a pair of NSs could yield either a promptly-formed black hole, or a hypermassive NS (HMNS) supported by the differential rotation, or a supramassive NS (SMNS) supported by its quick uniform rotation, or even a stable NS, depending sensitively on the EoS models and the total mass of the pre-merger binary stars (e.g. Morrison et al. 2004; Hotokezaka et al. 2013; Baiotti & Rezzolla 2017). Before 2005, though the possibility of forming highly magnetized SMNS or stable NS (i.e., magnetars) was speculated in the literature (e.g. Duncan & Thompson 1992; Davis et al. 1994; Dai & Lu 1998), it is widely believed that the most likely outcome is either a black hole or a HMNS (e.g. Eichler et al. 1989; Duncan & Thompson 1992), mainly because at that moment the accurate measurements of NSs only yield mass well below $\sim 2M_{\odot}$ (i.e., the EoS is likely soft) and there were no other observation data directly linked to NS mergers except the prompt emission of short GRBs.

The situation changed dramatically after the localization and hence the detection of the afterglow emission of short GRBs (Gehrels et al. 2005). The “unexpected” X-ray/optical flares or plateaus following the prompt emission of short GRBs (Fox et al. 2005; Villasenor et al. 2005) motivated some interesting ideas. Though the models of fallback accretion onto the nascent black hole have been discussed in the literature (Fan et al. 2005; Perna et al. 2006; Rosswog 2007; Lee et al. 2009), more attention

has been paid on the NS central engine possibility. In evaluating the possible optical emission associated with NS merger events, [Kulkarni \(2005\)](#) proposed pioneeringly that a long-lived central engine can enhance the macronova emission significantly and a stable and relatively slowly-rotating magnetar was taken to yield the thermal optical/infrared emission of $\sim 10^{41}$ erg s $^{-1}$. To interpret the X-ray flares (also called the extended X-ray emission) following short GRB 050709 and GRB 050724, [Dai et al. \(2006\)](#) suggested that the central engines were long-lived differentially-rotating pulsars with a low dipole magnetic field strength of $\sim 5 \times 10^{10}$ Gauss and the outbursts were driven by the wrapping of the poloidal seed magnetic field to $\sim 10^{17}$ Gauss, while [Gao & Fan \(2006\)](#) proposed that the central engines were supramassive magnetars formed in double NS mergers and the extended X-ray emission were due to the prompt magnetic energy dissipation of the Poynting-flux dominated winds. The energy injection from a supramassive magnetar was suggested by [Fan & Xu \(2006\)](#) to account to the flat X-ray segment detected in short GRB 051221A and these authors further proposed that the magnetar wind can accelerate the almost isotropic sub-relativistic ejecta launched during the NS merger to a mildly-relativistic velocity and then give rise to multi-wavelength afterglow emission. Intriguingly the numerical simulations do suggest that super-strong magnetic fields and hence magnetars could be generated/formed in double NS mergers ([Price & Rosswog 2006](#)). Subsequently the magnetar model has been adopted to interpret more sGRB data (e.g. [Metzger et al. 2008](#); [Rowlinson et al. 2010](#)). The magnetar model has attracted much wider attention since 2013 when [Rowlinson et al. \(2013\)](#) claimed that about half of the X-ray afterglow emission of short GRBs are dominated by the radiation components from the magnetars. On the other hand, the accurate observations of pulsar PSR J0348+0432 have increased the lower limit of the maximum gravitational mass of a slowly-rotating NS (M_{\max}) to $2.01 \pm 0.04 M_{\odot}$ ([Antoniadis et al. 2013](#)), which significantly boosts the chance of forming long-lived remnants in NS mergers (e.g., [Morrison et al. 2004](#); [Giacomazzo & Perna 2013](#)). Then the ideas emerged in 2005-2006, including that the magnetar formed in double NS mergers can significantly enhance the macronova emission, or give rise to X-ray plateaus followed by abrupt drops and/or X-ray flares, or drive mildly-relativistic outflow and then yield long-lasting and largely isotropic afterglow emission, have been extensively investigated in the literature (e.g. [Yu et al. 2013](#); [Metzger & Piro 2014](#); [Zhang 2013](#); [Gao et al. 2013](#); [Wu et al. 2014](#)).

The magnetar model for the X-ray plateau followed by an abrupt drop is however found to be challenged because the observed durations of X-ray plateaus are significantly shorter than that expected in the magnetic dipole radiation scenario. The same problem arises in the magnetar energy injection model for the flat X-ray segment detected in GRB 130603B, a burst with a macronova signal in its late afterglow that has imposed additional tight constraints on the total energy output of the central engine. One possible solution for these two puzzles is that the superstrong toroidal fields have deformed the supramassive magnetars significantly and most of the kinetic rotational energy has been carried away by the gravitational wave in $\sim 10^2 - 10^4$ seconds ([Fan et al. 2013b,a](#); [Gao et al. 2016](#); [Lasky & Glampedakis 2016](#); [Lü et al. 2017](#)). Moreover, the supramassive magnetar model provides a simple way to directly estimate M_{\max} ([Fan et al. 2013b](#); [Lasky et al. 2014](#); [Lü & Zhang 2014](#); [Li et al. 2014](#); [Lawrence et al. 2015](#); [Fryer et al. 2015](#); [Gao et al. 2016](#); [Margalit & Metzger 2017](#); [Rezzolla et al. 2017](#)).

Though such progresses are encouraging, the fate of the remnants formed in NS stars is still uncertain due to the lack of a well determined EoS model of NSs ([Oertel et al. 2017](#)) and the poorly-constrained energy loss of the newly-formed supermassive NSs in their differential rotation phase. Nevertheless, one can carry out the EoS model-dependent NS merger numerical simulations and then estimate the fate of the remnants. For example, [Morrison et al. \(2004\)](#) investigated the mergers of the Galactic systems and concluded that for APR4 like models, SMNSs are the likely outcome (see also [Piro et al. 2017](#)). The actual fate however likely depends on the non-equilibrium dynamics of the coalescence event and the rapid kinetic rotational energy loss ([Lawrence et al. 2015](#)). Due to the lack of widely-accepted constraints, these previous works usually adopted a few representative models to cover the soft, middle and stiff EoSs. For example, [Piro et al. \(2017\)](#) took the models of H4, APR4, GM1, MS1 and SHT, while [Fryer et al. \(2015\)](#) adopted the EoS models of NL3, FSU2.1 and one that fits some neutron star observation data. As mentioned in the beginning, the gravitational wave data of GW170817 favor the EoSs yielding compact neutron stars (see Fig.5 of [Abbott et al. 2017a](#)) and the spectroscopic radius measurements of a group of NSs draw the same conclusion ([Özel & Freire 2016](#)). Motivated by such intriguing progresses, in this work we re-examine the fate of the NS merger remnants and focus on the EoSs that are not stiffer than H4. In some literature the merger remnants are assumed to be near the mass-shedding limit (i.e., $j \approx j_{\text{Kep}}$). We instead assume that efficient angular momentum loss in the merger is possible and $j \leq j_{\text{Kep}}$. The roles of the angular momentum and the mass distribution of the binary NSs on shaping the remnants' fate are investigated. This work is structured as the following: in Section 2 we introduce a simplified approach to estimate whether the formed remnant is a supramassive NS or not. In Section 3 we evaluate the fate of the remnants formed in double NS mergers with some EoS models predicting compact stars. In Section 4 we discuss the possible constraints on j/j_{Kep} with GW170817 and the uncertainty induced on M_{\max} . Finally we summarize our results with some discussions.

2. THE CONDITION FOR FORMING SMNS IN NS MERGERS: THE SIMPLIFIED APPROACH

[Breu & Rezzolla \(2016\)](#) found that the binding energy (BE) of a NS, defined as the difference between the baryonic mass (M_b) and the gravitational mass (M) of an equilibrium configuration, could show a behaviour that is essentially independent of the

EOS, which reads (see also [Lattimer & Prakash 2001](#))

$$\frac{\text{BE}}{M} = 0.619\zeta + 0.136\zeta^2, \quad (1)$$

where the compactness $\zeta = GM/Rc^2$ and R is the radius of the NS. Therefore, for a given EOS the BE can be directly calculated.

The pre-collapse remnant formed in the merger of a pair of NSs has a baryonic mass of

$$M_b = M_1 + M_2 + \text{BE}_1 + \text{BE}_2 - m_{\text{loss}}, \quad (2)$$

where M_1 and M_2 are the gravitational masses of the pre-merger NSs (their sum is the so-called total gravitational mass, i.e., $M_{\text{tot}} = M_1 + M_2$) and m_{loss} is the rest mass of the material lost in the merger process, including the dynamical ejecta and the neutrino-driven winds from the accretion disk and the pre-collapse remnant.

On the other hand, for a given EoS, the non-rotating NS can only support the baryonic mass of

$$M_{b,\text{max}} = M_{\text{max}} + \text{BE}_{\text{max}}. \quad (3)$$

For $M_b \leq M_{b,\text{max}}$ we have stable NSs.

To form SMNSs that are supported by quick uniform rotation, it is required that

$$M_{\text{tot}} + \text{BE}_1 + \text{BE}_2 - m_{\text{loss}} \leq M_{b,\text{crit}}, \quad (4)$$

where $M_{b,\text{crit}} = M_{\text{crit}} + \text{BE}_{\text{crit}}$, for M_{crit} we adopt the simple polynomial fitting function of the enhancement of the rigid rotation on the maximum gravitational mass, which reads (see also [Friedman et al. 1986](#); [Lasota et al. 1996](#), for similar approaches)

$$\frac{M_{\text{crit}}}{M_{\text{max}}} = 1 + 0.1316(j/j_{\text{Kep}})^2 + 0.0711(j/j_{\text{Kep}})^4, \quad (5)$$

where j is the dimensionless angular momentum and j_{Kep} is the maximum value allowed for a given EOS ([Breu & Rezzola 2016](#)). For $j = j_{\text{Kep}}$ (i.e., the mass shedding limit), we have $M_{\text{crit}} \approx 1.2M_{\text{max}}$. While for $j = (0.8, 0.6)j_{\text{Kep}}$, we will have $M_{\text{crit}} \approx (1.1, 1.06)M_{\text{max}}$. In view of the narrow distribution of the masses of the binary NSs found in the Galaxy, such a large difference may have a very important effect on the fate of the merger remnants, which is the focus of this work.

Following [Breu & Rezzola \(2016\)](#) we approximate the binding energy of a quickly-rotating star with a gravitational mass of M_{crit} as

$$\frac{\text{BE}_{\text{crit}}}{M_{\text{crit}}} = 0.619(1 - 1.966 \times 10^{-2}j + 4.272 \times 10^{-1}j^2)\zeta + 0.136(1 + 4.46 \times 10^{-1}j - 7.603j^2)\zeta^2. \quad (6)$$

The above equation can be re-expressed into the term of j/j_{Kep} (i.e., to be in the same form of eq.(5)) by taking into account the approximation of [Breu & Rezzola \(2016\)](#)

$$j = j_{\text{Kep}}(j/j_{\text{Kep}}) \approx 0.5543(1/\zeta)^{1/2}(j/j_{\text{Kep}}). \quad (7)$$

Note that in eq.(6) and eq.(7) the term of ζ is that of the non-rotating NS with a gravitational mass of M_{max} .

Therefore, for the given EoS, M_1 and M_2 , the fate of the formed remnant mainly depends on the value of j/j_{Kep} . If the kinetic rotational energy of the newly formed remnants carried away by the gravitational wave radiation and the neutrinos (note that in the process of breaking the differential-rotation of the remnant, some kinetic rotational energy will be converted into thermal energy and then carried away by the neutrinos) is relatively inefficient in the differential rotation phase, one would expect that $j/j_{\text{Kep}} \approx 1$ ([Lawrence et al. 2015](#); [Piro et al. 2017](#), i.e., the mass-shedding limit). If instead the relevant kinetic energy losses are efficient (e.g., [Sekiguchi et al. 2011](#); [Hotokezaka et al. 2013](#); [Bernuzzi et al. 2016](#); [Zhang & Cao 2017](#)), j may be sizably below j_{Kep} . In view of such uncertainties, in this work we assume a wide range of $j/j_{\text{Kep}} = (0.6, 0.7, 0.8, 0.9, 1.0)$.

3. THE FATE OF THE REMNANTS FORMED IN DOUBLE NS MERGERS: SOME EOS MODELS YIELDING COMPACT STARS

The gravitational wave data of GW170817 favor the equations of states that predict compact NSs ([Abbott et al. 2017a](#)), while the constraints from X-ray observations of a group of NSs yield the same conclusion ([Lattimer & Prakash 2016](#); [Özel & Freire 2016](#); [Bogdanov et al. 2016](#)). Motivated by such intriguing progresses and the fact that $M_{\text{max}} \geq 2.01 \pm 0.04 M_{\odot}$ ([Antoniadis et al. 2013](#)), in this work we consider seven types of ‘‘currently-favored’’ EoS models, including APR4 ([Akmal et al. 1998](#)), SLy ([Douchin & Haensel 2001](#)), ALF2 ([Alford et al. 2005](#)), H4 ([Glendenning & Moszkowski 1991](#)), ENG ([Engvik et al. 1996](#)), MPA1 ([Müther et al. 1987](#)) and one specific empirical model based on current NS radius measurements (hereafter the ‘‘NS radius based EoS’’, the $M - R$ relation needed in our approach is adopted as the solid blue curve in the left panel of Fig.10 of [Bogdanov et al. 2016](#)). The main purpose of this work is to evaluate the prospect of forming SMNSs in the double NS mergers.

As mentioned above, one of the main uncertainties is the rotational kinetic energy of the newly formed remnants carried away by the gravitational wave radiation and the neutrinos in the differential rotation phase. In the following approach we assume $j/j_{\text{Kep}} = 0.6, 0.7, 0.8, 0.9, 1.0$, respectively. If eq.(4) is satisfied, SMNSs are formed, otherwise black holes are the outcome.

So far, the observed binary NS systems are still handful (Lattimer 2012). Even for such a very limited sample, the masses of individual NSs in some binaries are not accurately measured. Therefore, the mass distribution of the NSs is still to be better determined. With a rather high NS merger rate (Abbott et al. 2017a; Jin et al. 2017), such distributions may be mainly measured with the gravitational wave data in the next decade (please note that in the advanced LIGO/Virgo era, the M_{tot} of the per-merger binaries rather than the mass of the individual stars can be accurately measured). For the current purpose we adopt three representative distribution models based on the fit of the Galactic NS data. The first is the double Gaussian distribution model. For the binary NS systems, Özel et al. (2012) divided the sample into one of pulsars and one of the companions (For the double pulsar system J0737-3039A, they assigned the faster pulsar to the ‘‘pulsar’’ and the slower to the ‘‘companion’’ categories). Repeating the above inference for these two subgroups individually, Özel et al. (2012) took the NS gravitational mass distribution as $dN_{\text{NS}}/dM \propto \exp[-(M - M_0)^2/2\sigma^2]$ and found that the most likely parameters of the mass distribution for the pulsars are $M_0 = 1.35M_{\odot}$ and $\sigma = 0.05M_{\odot}$, whereas for the companions $M_0 = 1.32M_{\odot}$ and $\sigma = 0.05M_{\odot}$. The second is the single Gaussian distribution model drawn from the galactic populations, which has a mean mass of $M_0 = 1.32M_{\odot}$ and a standard deviation of $\sigma = 0.11M_{\odot}$ (Kiziltan et al. 2013). Clearly, the second model has a wider mass distribution. Different from these two models based on the Galactic NS observations, the third is from the population synthesis calculations by Fryer et al. (2015). These authors calculated the mass distribution of the double neutron star systems for two metallicities: $Z = 0.02$ (i.e., the high metallicity model) and $Z = 0.002$ (i.e., the low metallicity model) and used the evenly mixed population of the high and low metallicity models to approximately mimic a stellar content at various redshifts. In this work, such an approach is also adopted.

With a given EoS and a NS mass distribution model, it is straightforward to calculate the baryonic mass of the remnant with eq.(2) and hence estimate the fate of the remnant with eqs.(4-7), where m_{loss} is evaluated below. As found by Hotokezaka et al. (2013) and Dietrich et al. (2017), for the EoSs as soft as APR4 and SLy, m_{loss} depends insensitively on the mass ratio of the two NSs (i.e., q); while for the stiffer EoSs, a sensitive dependence of m_{loss} on q does present (see also Bauswein et al. 2013). Recently, Dietrich & Ujevic (2017) used a large set of numerical relativity data obtained from different groups to derive phenomenological fits relating the binary parameters to the ejecta properties. Intriguingly, these authors found an empirical relation between the dynamical ejecta mass and the physical properties of the double neutron stars (see eq.(1) therein). Such a relation is directly adopted in our following approach for the EoSs yielding a radius $R_{1.35M_{\odot}} \geq 12$ km, where $R_{1.35M_{\odot}}$ represents the radius of the neutron star that is 1.35 times more massive than the sun. For the softer EoSs (i.e., APR4 and SLy), such a relation needs to be adjusted to better match the data. Eq.(1) of Dietrich & Ujevic (2017) consists of two parts, including a constant term and a function of the neutron star properties. To better reproduce the simulation data of APR4 and SLy models reported in Hotokezaka et al. (2013) and Dietrich et al. (2017) respectively, we further multiply these two parts by different coefficients (i.e., \mathcal{K}_1 and \mathcal{K}_2). For APR4 and SLy we take $(\mathcal{K}_1, \mathcal{K}_2) = (1.17, 0.29)$ and $(0.61, 0.15)$, respectively. In addition to the dynamical mass ejection, the neutrino-driven wind launches non-ignorable outflow (Metzger 2017). Therefore, a further mass loss $\sim 0.01M_{\odot}$ is added to the dynamical ejecta to get the final m_{loss} . For the NS radius-based EoS that is softer than both APR4 and SLy, so far no numerical simulation has been carried out. Since the soft EoSs are found to be insensitively dependent of q , we simply take $m_{\text{loss}} \sim 0.03M_{\odot}$ and $0.05M_{\odot}$ (i.e., to match the mass range found in the modeling of AT2017gfo by Pian et al. (2017)), respectively, in our evaluation.

We have simulated 1 million binary NS mergers for a given EoS model and a given mass distribution scenario. The results are presented in Fig.1 (for a few soft EoSs yielding $R_{1.35M_{\odot}} < 12$ km) and Fig.2 (for some relatively stiffer EoSs predicting $R_{1.35M_{\odot}} \geq 12$ km). The vertical axis represents the possibility of forming a remnant with a baryonic mass smaller than a given value and the horizontal axis represents the remnant baryonic mass. Due to the relatively narrow mass distribution of the pre-merger NSs, the baryonic mass of the remnants have a concentrated distribution, too. Thanks to the larger σ in the single Gaussian mass distribution scenario, the baryonic mass of the remnants have a wider distribution than that expected in the double Gaussian mass distribution scenario. Therefore, the predicted fractions of forming SMNSs in these two mass distribution scenarios are significantly different for relatively small $j/j_{\text{Kep}} \sim (0.6, 0.7, 0.8)$. For $j/j_{\text{Kep}} \sim 1$, the adopted EoS models but except H4 and ALF2, predicted formation of SMNSs (and even a small amount of stable NSs) in more than half of the mergers. In particular, all the three mass distribution models suggest fractions high up to $\sim 90\%$ for the EoSs of APR4, MPA1 and ENG. Since the data of local short GRBs suggest a NS merger that is likely comparable to the rate inferred from the gravitational wave data (Jin et al. 2017), as for the APR4 model, the data may suggest $j/j_{\text{Kep}} \leq 0.9$ supposing the short GRBs can only powered by the black hole central engine. The uncertainty for such a speculation is whether a gravitational collapse is indeed necessary for powering short GRBs. It is also evident that the mass distribution model adopted from Fryer et al. (2015) gives the highest SMNS formation rate, since the resulting M_{tot} is statistically smaller than the other two scenarios. In the near future the gravitational wave data will test whether it is the case or not.

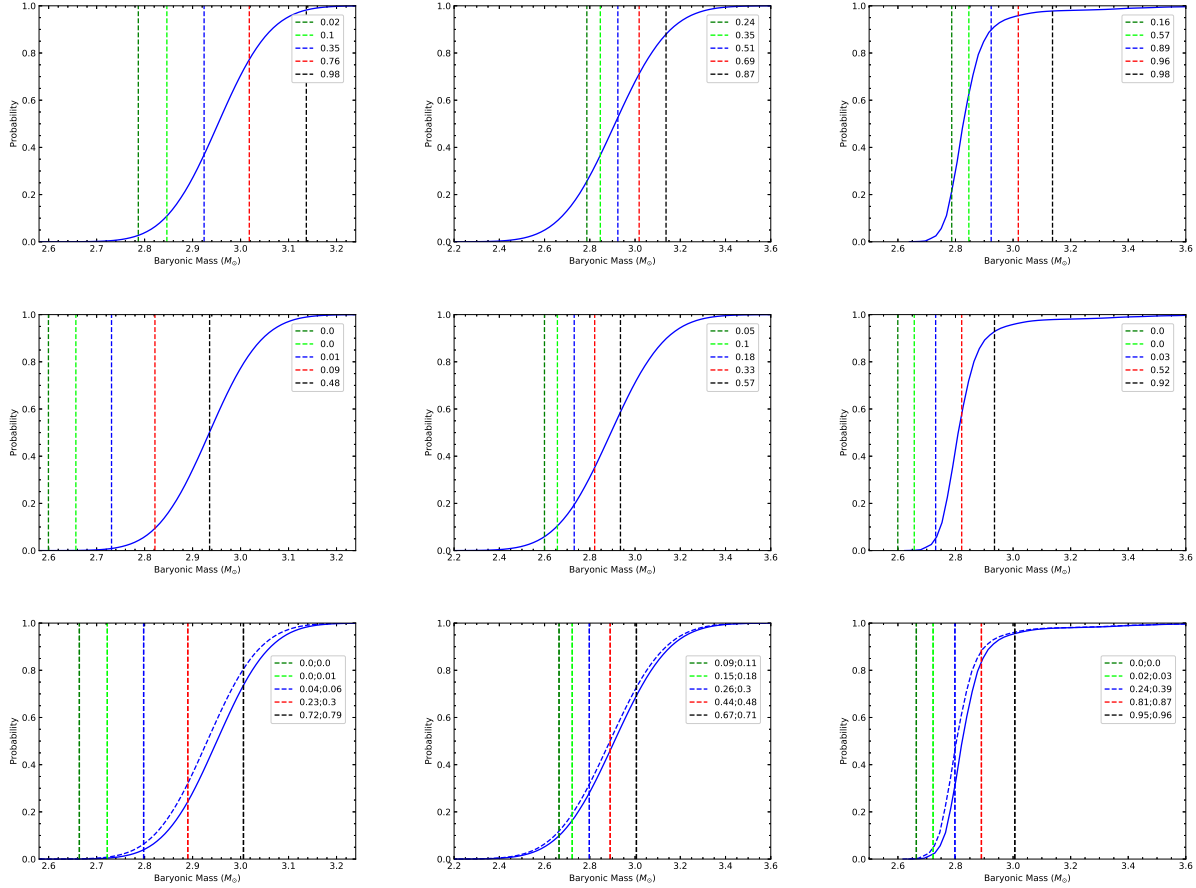


Figure 1. The expected distribution possibility of the baryonic mass of the remnants formed in double NS mergers. The top, middle and bottom panels are for APR4, SLy and the NS radius-based EoS models, respectively. For the (left, middle, right) column, the (double Gaussian, single Gaussian, population synthesis based) mass distribution model has been adopted from Özel et al. (2012), Kiziltan et al. (2013) and Fryer et al. (2015), respectively. The vertical lines, from left to right, represent $j/j_{\text{Kep}} = (0.6, 0.7, 0.8, 0.9, 1.0)$, respectively. The two curves in the bottom panels are for $m_{\text{loss}} = 0.03M_{\odot}$ (the dashed line) and $0.05M_{\odot}$ (the solid line), respectively. The possibility of forming SMNSs (sometimes including a small amount of stable NSs) in double NS mergers in each case is marked in the legend.

4. J/J_{KEP} : CONSTRAINTS WITH GW170817 AND ITS ROLE IN SHAPING THE BOUNDS ON M_{MAX}

A $M_{\text{tot}} = 2.74^{+0.04}_{-0.01} M_{\odot}$ is inferred for GW170817 (Abbott et al. 2017a). In this section we aim to set a “tight” constraint on j/j_{Kep} of the newly formed remnants in some specific EoS models (in addition to seven models discussed in the pervious section, here we include also the WFF2 and APR3 models that are also allowed by the gravitational wave data). For such a purpose, we assume the double NSs have the same mass (i.e., each has a gravitational mass $M_1 = M_2 = 1.365 M_{\odot}$), for which usually the total baryonic mass reaches almost the minimum (supposing the radius of NS is insensitive of its mass, with eq.(1) it is straightforward to show that the total BE minimizes for $M_1 = M_2$). While for a $M_{\text{tot}} > 2.73M_{\odot}$ and $M_1 \neq M_2$, the chance of forming a black hole is enhanced and the upper bound on j/j_{Kep} is less tighter.

The presence of a short GRB (i.e., GRB 170817A) in about two seconds after GW170817 as long as the absence of reliable evidence for a relatively long-lived massive NS in the afterglow emission of GRB 170817A requires that

$$M_1 + \text{BE}_1 + M_2 + \text{BE}_2 - m_{\text{loss}} > M_{\text{b,crit}}, \quad (8)$$

which can then yield a constraint on j/j_{Kep} if the above condition is violated for $j = j_{\text{Kep}}$. Again, we assume $m_{\text{loss}} = 0.03M_{\odot}$ and $0.05M_{\odot}$, respectively. Indeed, for the nine EoS models considered in this section we find that ALF2, H4, SLy and the NS-radius based EoS models are well consistent with the data, while for MPA1, APR3, APR4, WFF2 and ENG we need $j < (0.05, 0.47, 0.89, 0.91, 0.81)j_{\text{Kep}}$, as shown in Fig.3. Therefore, the absence of a SMNS signal in GW170817 has ruled out the MPA1 model because the required j/j_{Kep} to form a black hole is too low to be realistic. The APR3 model is also challenged.

There are five double NS systems in the Galaxy has a $M_{\text{tot}} \leq 2.6M_{\odot}$ (Lattimer 2012), hence it is reasonable to speculate frequent mergers of these relatively “light” binaries. Let us briefly examine what will happen in such mergers. Two “symmetric”

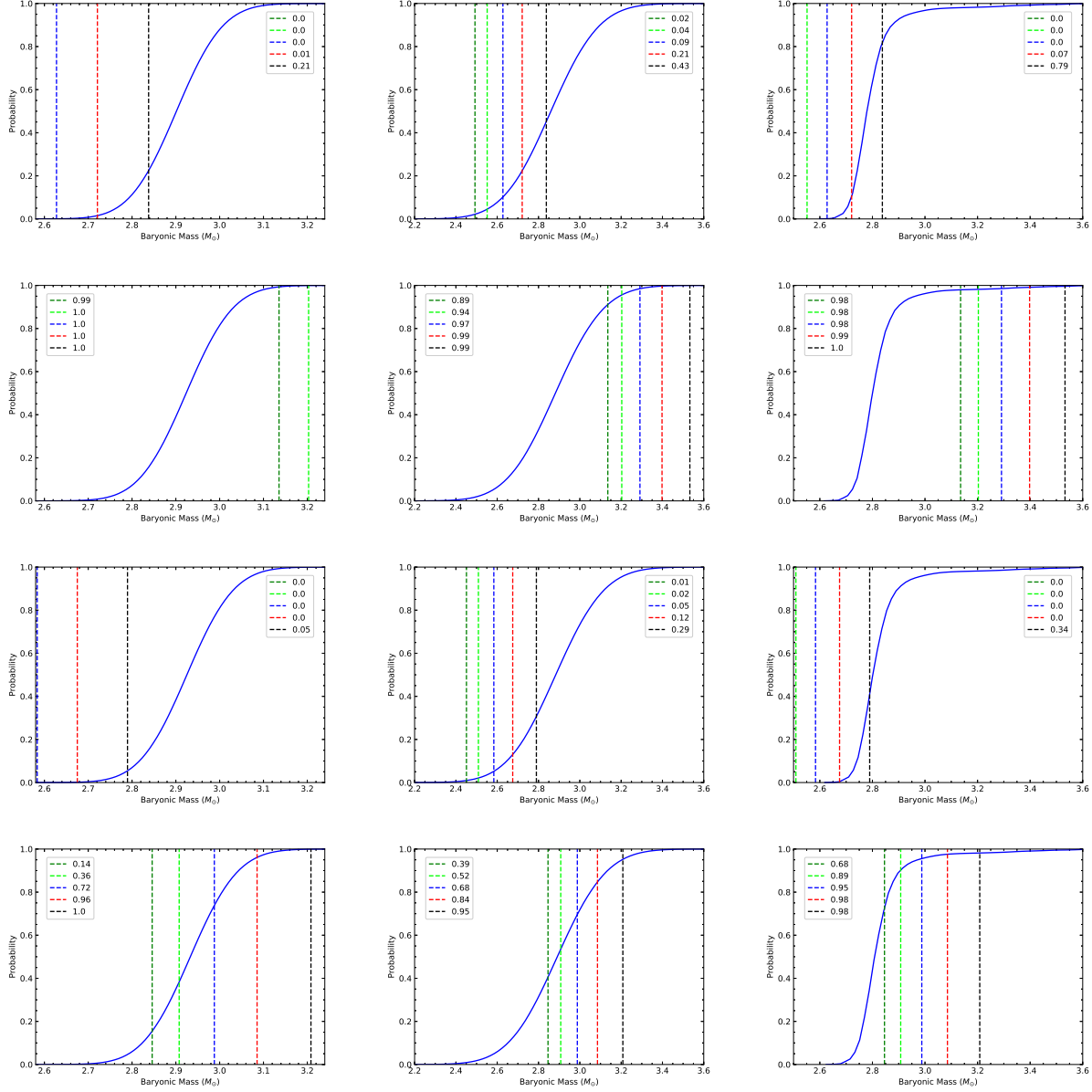


Figure 2. The same as Fig. 1 but for the relatively stiff EoSs (i.e., $R_{1.35M_{\odot}} \geq 12$ km). Each set of panels from top to bottom is for H4, MPA1, ALF2 and ENG model, respectively

mergers (i.e., $M_1 = M_2$) of the binaries with $M_{\text{tot}} = (2.5, 2.6)M_{\text{tot}}$, respectively, are investigated. Figure 3 shows that even for H4, SLy and the NS-radius based EoS models, $j/j_{\text{Kep}} < 1$ is necessary to form black holes rather than SMNSs if $M_{\text{tot}} \leq 2.6M_{\odot}$ (This conclusion applies to ALF2 only if $M_{\text{tot}} \leq 2.5M_{\odot}$). The NS Interior Composition Explorer (NICER; [Gendreau et al. 2016](#)), a space mission dedicated to accurately measure the NS radius, was successfully launched in June 2017. The NS-radius based EoS is thus expected to be further improved in the near future, with which the possibility of $j = j_{\text{Kep}}$ can be directly probed by the gravitational wave data together with the electromagnetic counterpart data. The second generation detectors, like advanced LIGO/Virgo, may be unable to reliably measure the gravitational wave radiation of the pre-collapse massive NSs unless the sources are nearby ([Abbott et al. 2017b](#)). An independent way, like that figured out here, is very helpful in revealing the kinetic rotational energy loss of the remnants.

With the data of GW170817 and the mass-shedding limit assumption, very tight constraint on $M_{\text{max}} < 2.17M_{\odot}$ ([Rezzolla et al. 2017](#)) has been reported (see also [Margalit & Metzger \(2017\)](#) based on the arguments of the limits on the kinetic energy). Though such a bound is well consistent with that of the NS radius based EoS (i.e., $\leq 2.15M_{\odot}$; see [Özel & Freire 2016](#)), here we would like to emphasize the uncertainty caused by the possibility of $j/j_{\text{Kep}} < 1$. Our approach is as follows. The upper

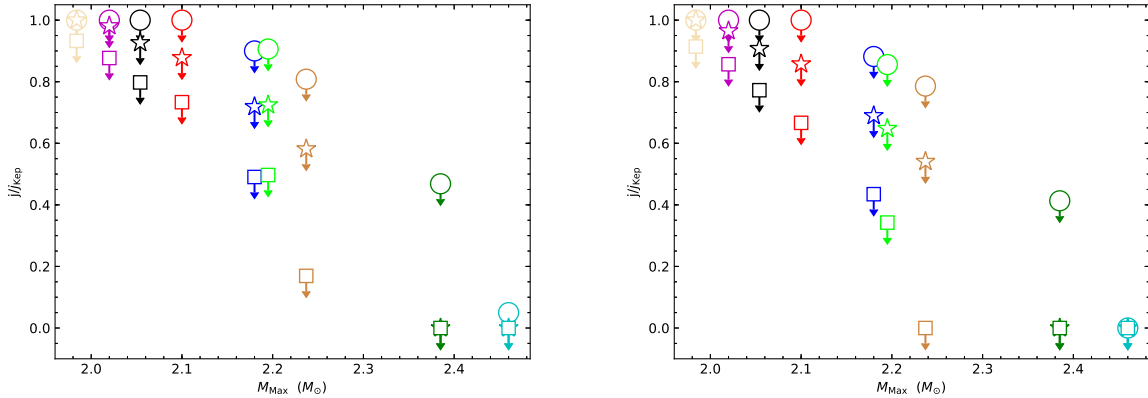


Figure 3. The constraint on j/j_{Kep} , set by the absence of SMNS signature for GW170817/GRB 170817A, for the ALF2, H4, SLy, NS radius-based EoS, APR4, WFF2, ENG, APR3 and MPA1 models, from left to right in each panel, where $M_{\text{tot}} = 2.73M_{\odot}$ and $M_1 = M_2$ are assumed (see the circles). The left and right panels are for $m_{\text{loss}} = 0.03M_{\odot}$ and $0.05M_{\odot}$, respectively. The requests on j/j_{Kep} , supposing a SMNS is still absent for mergers of $M_{\text{tot}} = (2.5, 2.6)M_{\odot}$ binary systems, are also presented (see the open squares and pentagrams, respectively).

limit of M_{max} could be set by eq.(8) given the mass of each NS, their compactness and the compactness at M_{max} . In order to estimate the mass distribution of each NS derived by LIGO's data, we approximate the posterior distribution of chirp mass $\mathcal{M} = (m_1 \times m_2)^{3/5} / (m_1 + m_2)^{1/5}$ and mass ratio $q = m_2/m_1$ (note that $q \leq 1$) by normal distribution. Specifically, we have $P(\mathcal{M}, q) \propto \exp\left[-(\mathcal{M} - \mu_{\mathcal{M}})^2 / 2\sigma_{\mathcal{M}}^2 - (q - \mu_q)^2 / 2\sigma_q^2\right]$, where $\mu_{\mathcal{M}} = 1.188$, $\sigma_{\mathcal{M}} = 0.002$, $\mu_q = 0.85$ and $\sigma_q = 0.09$ (see also [Margalit& Metzger 2017](#), however, they took $\mu_q = 1$, with which the result is slightly different from ours). Then we properly convert the distribution $P(\mathcal{M}, q)$ to the distribution $P(m_1, m_2)$ by Jacobian Matrix. The compactness relies on the radii of each NS and we fix the radius of them to the radius at M_{max} in order to give the upper limit of their compactness. Note that the radius at M_{max} is the lower limit of the NS radius. According to [Özel & Freire \(2016\)](#), the NS with a mass of $0.8 - 1.8 M_{\odot}$ are likely within the range of $9.6 \text{ km} < R < 11.4 \text{ km}$ (note that a lower limit of $\sim 10.7 \text{ km}$ for a non-rotating NS with a mass of $1.6 M_{\odot}$ is suggested in [Bauswein et al. \(2017\)](#) based on the data of GW170817). The causality also gives a theoretical constraint on the lower limit of NS radius([Lattimer 2012](#)). We generate the mass samples by Monte Carlo simulation, and implement the two independent constraints (i.e. the causality constraint and observational constraint) of NS radius to calculate the corresponding distribution of the upper limit of M_{max} for different j/j_{Kep} . Our calculation shows that the result is insensitive to the radius and the two results are almost indistinguishable. The 90% confidence level upper limits on M_{max} , as a function of j/j_{Kep} , are presented in Fig.4. For $j = j_{\text{Kep}}$ and $m_{\text{loss}} = 0.03M_{\odot}$ we have $M_{\text{max}} < 2.19M_{\odot}$, consistent with [Margalit& Metzger \(2017\)](#) and [Rezzolla et al. \(2017\)](#).

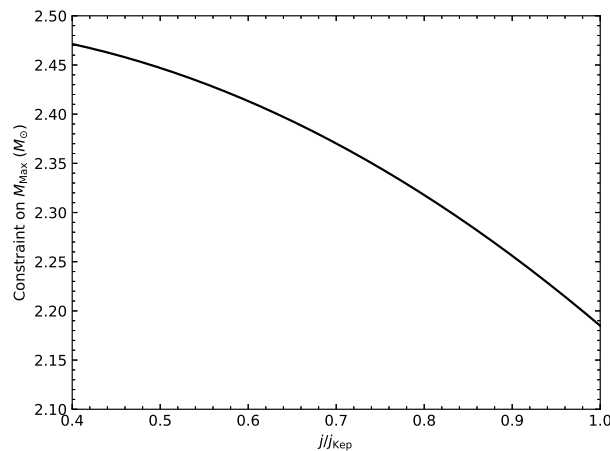


Figure 4. The 90% confidence level upper limits on M_{max} , set by the data of GW170817, as a function of j/j_{Kep} . The $m_{\text{loss}} = 0.03M_{\odot}$ is assumed. For $m_{\text{loss}} = 0.05M_{\odot}$ the constraints on M_{max} will be tighter by $\sim 0.02M_{\odot}$.

5. SUMMARY

The gravitational wave data of GW170817 strongly favor the equation of state models that predict compact neutron stars, which is well in support of the spectroscopic radius measurement results of a group of neutron stars obtained during thermonuclear bursts or in quiescence (Lattimer & Prakash 2016; Özel & Freire 2016). Motivated by such a remarkable progress and benefited from the discovery of a universal relation between the maximum mass of a NS and the normalized angular momentum (Breu & Rezzolla 2016), in this work we have examined the fate of the NS merger remnants and focus on the roles of the angular momentum and the mass distribution of the binary NSs. Some adopted EoS models (including SLy, APR4, the NS radius based EoS, ALF2, ENG and MPA1) yield SMNSs in more than half of the mergers for $j = j_{\text{Kep}}$ (i.e., the so-called mass shedding limit; see Fig.1 and Fig.2). While for $j \lesssim 0.7j_{\text{Kep}}$, the possibility of producing a non-negligible fraction of SMNSs formed in the mergers depends sensitively on both the EoS and the mass distribution of the binary systems. For the current unique event GW170817/AT2017gfo, the absence of a SMNS signature already rules out the MPA1 model and possibly also the APR3 model. In the next decade, hundreds of NS merger events will be recorded by the second generation gravitational wave detectors, as implied by the successful detection of GW170817 in the O2 run of advanced LIGO and also by the local short GRB data. The statistical study of such a large sample will better determine the mass distribution function of the pre-merger NSs. Moreover, the statistical study of these events, in particular those with a relatively small $M_{\text{tot}} \leq 2.6M_{\odot}$, would shed valuable light on possible significant rotational kinetic energy loss via high frequency gravitational waves and thermal neutrinos (see Fig.3). NICER was launched in June 2017 to accurately measure the NS radius, hence the NS-radius based EoS is expected to be further improved in the near future. With a better determined EoS model, the possibility that the uniform rotations of pre-collapse remnants formed in binary NS mergers reach the mass-shedding limit can be indirectly probed by the gravitational wave data together with the electromagnetic counterpart data. For GW170817-like or even closer sources, the advanced LIGO/Virgo in their full sensitivity run may be able to directly detect the gravitational wave radiation of the pre-collapse massive NSs and thus provide further insight into such scenarios. Finally, we would like to remark that if the uniform rotation of the pre-collapse remnant does not reach the mass shedding limit, the constraint on M_{max} could be substantially loosened (see Fig.4).

ACKNOWLEDGMENTS

We thank the anonymous referee for the helpful suggestions. This work was supported in part by 973 Programme of China (No. 2014CB845800), by NSFC under grants 11525313 (the National Natural Fund for Distinguished Young Scholars), 11273063 and 11433009, by the Chinese Academy of Sciences via the Strategic Priority Research Program (No. XDB09000000) and the External Cooperation Program of BIC (No. 114332KYSB20160007).

REFERENCES

- Abadie, J., Abadie, J., Abbott, B. P., et al. 2010, CQGra, 27, 173001
 Abbott, T. D., et al. 2017, Phys. Rev. Lett., 119, 161101
 Abbott, T. D., et al. 2017, arXiv:1710.09320
 Akmal, A., Pandharipande, V. R., & Ravenhall, D. G., 1998, Phys. Rev. C, 58, 1804
 Alford, M., Brady, M., Paris, M., & Reddy, S., 2005, ApJ, 629, 969.
 Antoniadis, J. et al., 2013, Science 340, 1233232
 Baiotti, L., & Rezzolla, L. 2017, Rep. Prog. Phys. 80, 096901
 Bauswein, A., Goriely, S., & Janka, H. T. 2013, ApJ, 773, 78
 Bauswein, A., Just, O., Janka, H. T., & Stergioulas, N. 2017, ApJL, 850, L34
 Bernuzzi, S., Radice, D., Ott, C. D., Roberts, L. F., Mösta, P., and Galeazzi, F., 2016, Phys. Rev. D, 94, 024023
 Breu, C., & Rezzolla, L., 2016, MNRAS 459, 646
 Bogdanov, S., Heinke, C. O., Özel, F., Güver, T. 2016, ApJ, 831, 184.
 Covino, S., et al. 2017, Nature Astronomy, 1, 791
 Clark, J. P. A., & Eardley, D. M. 1977, ApJ, 215, 311
 Dai, Z. G., & Lu, T. 1998, A&A, 333, L87
 Dai, Z. G., Wang, X. Y., Wu, X. F., & Zhang, B. 2006, Science, 311, 1127
 Davis, M. B., Benz, W., Piran, T., & Thielemann, F. K. 1994, ApJ, 431, 742
 Dietrich, T., & Ujevic, M., 2017, Class. Quantum Grav. 34, 105014
 Dietrich, T., Ujevic, M., Tichy, W., Bernuzzi, S., & Brügmann, B., 2017, Phys. Rev. D, 95, 024029
 Duncan, R. C., & Thompson C. 1992, ApJL, 392, L9
 Douchin, F. & Haensel, P. 2001, A&A, 380, 151.
 Eichler, D., Livio, M., Piran, T., & Schramm, D. N. 1989, Nature, 340, 126
 Engvik, L., Hjorth-Jensen, M., Osnes, E., Bao, G., & Ostgaard, E. 1996, ApJ, 469, 794
 Fan, Y. Z., & Xu, D. 2006, MNRAS, 372, L19.
 Fan, Y. Z., Yu, Y. W., & Xu, D., et al. 2013a, ApJL, 779, L25
 Fan, Y. Z., Wu, X. F., & Wei, D. M. 2013b, PhRvD, 88, 067304
 Fan, Y. Z., Zhang, B., & Proga, D. 2005, ApJL, 635, L129
 Chris L. Fryer, Krzysztof Belczynski, Enrico Ramirez-Ruiz, Stephan Rosswog, Gang Shen & Andrew W. Steiner. 2015 ApJ, 812, 24
 Friedman, J. L., Parker, L., & Ipser, J. R., 1986, ApJ, 304, 115.
 Fox, D. B., et al., 2005, Nature, 437, 845.
 Gao, H., Ding, X., Wu, X.-F., Zhang, B., & Dai, Z.-G. 2013, ApJ, 771, 86
 Gao, H., Zhang, B., & Lü, H.-J. 2016, Phys. Rev. D, 93, 044065
 Gao, W. H., & Fan, Y. Z. 2006, ChJAA, 6, 513
 Gehrels, N., et al. 2005, Nature, 437, 851
 Gendreau, K. C., et al. 2016, Proc. of SPIE, 9905, 99051H-1
 Giacomazzo, B., & Perna, R., 2013, ApJL, 771, L26
 Glendenning, N. K., & Moszkowski, S. A., 1991, Phys. Rev. Lett. 67, 2414
 Goldstein, A., et al., 2017, ApJL, 848, L14
 Hotokezaka, K. et al. 2013, Phys. Rev. D, 87, 024001
 Jin, Z.-P., Hotokezaka, K., Li, X., et al. 2016, Nat. Commun., 7, 12898
 Jin, Z.-P., Li, X., Wang, H., et al. 2017, ApJ in press (arXiv:1708.07008)
 Kiziltan, B., Kottas, A., De Yoreo, M., & Thorsett, S. E. 2013, ApJ, 778, 66
 Kulkarni, S. R. 2005, arXiv:astro-ph/0510256
 Lasota, J. P., Haensel, P., & Abramowicz, M. A., 1996, ApJ, 456, 300.
 Lawrence, S., Tervala, J. G., Bedaque, P. F., & Miller, M. C. 2015, ApJ, 808, 186

- Lasky, P. D., & Glampedakis, K. 2016, *MNRAS*, 458, 1660
- Lasky, P. D., Haskell, B., Ravi, V., Howell, E. J., & Coward, D. M. 2014, *PhRvD*, 89, 047302
- Lattimer, J. M., 2012, *Annu. Rev. Nucl. Part. Sci.*, 62, 485.
- Lattimer, J. M., & Prakash, M., 2001, *ApJ*, 550, 426.
- Lattimer, J. M. & Prakash, M., 2016, *Phys. Rep.* 621, 127.
- Lee, W. H., Ramirez-Ruiz, E., & López-Cámara, D. 2009, *ApJL*, 699, L93
- Li, L.-X., & Paczyński, B. 1998, *ApJL*, 507, L59
- Li, X. et al. 2014, *ApJ*, 797, 33.
- Lü, H. J. & Zhang, B. 2014, *ApJ*, 785, 74
- Lü, H. J. et al. 2017, *ApJ*, 835, 181.
- Margalit, B., & Metzger, B. D. 2017, *arXiv:1710.05938v1*
- Metzger, B. D., Quataert, E., & Thompson, T. A. 2008, *MNRAS*, 385, 1455
- Metzger, B. D., & Piro, A. L. 2014, *MNRAS*, 439, 3916
- Metzger, B. D. 2017, *Living Reviews in Relativity*, 20, 3
- Morrison, I. A., Baumgarte, T. W., & Shapiro, S. L. 2004, *ApJ*, 610, 941
- M^uther, H., Prakash, M., & Ainsworth, T. L. 1987, *Phys. Lett. B*, 199, 469
- Oertel, M., Hempel, M., Klähn, T., & Typel, S. 2017, *Rev. Mod. Phys.* 89, 015007
- Özel, F., Psaltis, D., Narayan, R., & Villarreal, A. S. 2012, *ApJ*, 757, 55
- Ozel, F., & Freire, P., 2016, *ARA&A*, 54, 401.
- Perna, R., Armatage, P. J., & Zhang, B., 2006, *ApJL*, 636, L29.
- Pian, E., et al. 2017, *Nature*, 551, 67
- Piro, A. L., Giacomazzo, B., & Perna, R. 2017, *ApJL*, 844, L19.
- Price, D. J., & Rosswog, S., 2006, *Science* 312, 719.
- Rezzolla, L., Most, E. R., & Weih, L. R. *arXiv:1711.00314*
- Rosswog, S., 2007, *MNRAS*, 376, L48.
- Rowlinson, A., et al., 2010, *MNRAS*, 408, 383
- Rowlinson, A., O'Brien, P. T., Metzger, B. D., Tanvir, N. R., & Levan, A. J. 2013, *MNRAS*, 430, 1061
- Sekiguchi, Y., Kiuchi, K., Kyutoku, K., & Shibata, M. 2011, *Phys. Rev. Lett.*, 107, 051102.
- Dietrich, T., & Ujevic, M., 2017, *Class. Quant. Grav.*, 34, 105014
- Dietrich, T., Ujevic, M., Tichy, W., Bernuzzi, S., & Bruegmann, B., 2017, *Phys. Rev. D.*, 95, 024029
- Villasenor, J., et al. 2005, *Nature*, 437, 855
- Wu, X. F., Gao, H., Ding, X., et al. 2014, *ApJL*, 781, L10
- Yu, Y. W., Zhang, B., & Gao, H. 2013, *ApJL*, 776, L40
- Zhang, B. 2013, *ApJL*, 763, L22
- Zhang, X. F., & Cao, Z. J. 2017, *arXiv:1710.01881*.