

NUMERICAL COMPUTATION OF BRAID GROUPS

JOSE ISRAEL RODRIGUEZ AND BOTONG WANG

ABSTRACT. In this article, we give a numerical algorithm to compute braid groups of curves, hyperplane arrangements, and parameterized system of polynomial equations. Our main result is an algorithm that determines the cross-locus and the generators of the braid group.

1. INTRODUCTION

Braid groups were first introduced by Emil Artin in 1925 as a generalization of the symmetric group. Consider a continuous permutation of n points in the plane. The symmetric group \mathfrak{S}_n reflects the initial and final state of the permutation. In contrast, the braid group \mathbf{B}_n keeps track of the continuous paths of the points, as they permute. There is a natural surjective map from \mathbf{B}_n to \mathfrak{S}_n . When $n \geq 2$, \mathbf{B}_n is an infinite group and when $n \geq 3$, \mathbf{B}_n contains a subgroup, which is free with two generators.

In the past two decades, braid groups have been applied in nuclear physics [18], robotics [12], cryptography [13, 11, 9, 6, 5]. In this article, we will consider braid groups of algebraic varieties defined by systems of polynomial equations. In this setting, we have braid groups that are finitely generated subgroups of the braid group on n strands.

The first case we consider is an algebraic curve \mathcal{C} in $\mathbb{C}_z^1 \times \mathbb{C}_t^1$ that maps dominantly to \mathbb{C}_t^1 and a generic dehomogenization of the curve $\hat{\mathcal{C}}$ in $\mathbb{P}_z^1 \times \mathbb{P}_t^1$. The fiber over a point in \mathbb{C}_t^1 , consists of finitely many z -coordinates and is constant over the complement of the branch locus denoted by \mathcal{B} . The second case we consider is a line arrangement and third case is for parameterized polynomial systems.

The Galois group can be determined using numerical homotopy continuation: for each point in the branch locus, the fiber over a general point is tracked over a loop encircling that branch point and recording the associated permutation yields a generator of the Galois group. Doing this for each branch point produces a set of generators for the the Galois group, which is a subgroup of the symmetric group on the number of elements in the general fiber. This method has been used in [19, 8] for curves and for higher dimensional varieties in [14, 17, 10]

Here, we will compute the braid group \mathbf{B} which has more refined information than the Galois group. Given a general loop γ encircling a branch point, the restriction of \mathcal{C} in $\mathbb{C}_z^1 \times \gamma$ becomes a set of braids in a real 3-dimensional space. The braid group not only keeps track of the monodromy of solutions, it also keeps track of the configuration of the braids.

In this article, our main results are numerical algorithms to compute the braid group of a curve. Our algorithms have three main steps. The first step is to parse the branch locus of the curve; the second step computes, for each branch point, the cross-locus of a loop; and the third step braid-tracks around each loop. If each cross-locus of the fiber is proper, then our algorithm outputs the braid group. We also give a more effective algorithm when the curve is a union of lines. Since the braid group determines other topological invariants of the

complement of the curve (e.g. the Alexander polynomial by [16]). We hope our algorithm can also be used to study the topology of algebraic curves and their complements.

Our paper is structured as follows. In Section 2 we recall the abstract braid group, homotopy continuation, and the branch locus. In Section 3 we define the cross-locus over a line segment and use it to develop an algorithm to compute the braid group. In Section 4 we have illustrating examples and in Section 5 we consider the braid groups of line arrangements. The monodromy of these arrangements is trivial but the braid group is very interesting as seen in Example 5.1 and 5.3. In the latter example we compute a generating set consisting of 46 elements which have a total of 2568 crossings. In Section 6 we discuss how the methods in the previous sections generalize to higher dimensional varieties.

Now, we introduce an example.

Example 1.1. Consider the irreducible curve \mathcal{C} in $\mathbb{C}_z^1 \times \mathbb{C}_t^1$ defined by $z^3 - t^2 = 0$. The projection of this curve to \mathbb{C}_t^1 is three to one with a branch point at $t = 0$. Consider the loop consisting of three line segments $\gamma : \delta_1 \rightarrow \delta_2 \rightarrow \delta_3 \rightarrow \delta_1$ where $\delta_j = \exp\left(\frac{2\pi\sqrt{-1}}{3}j + .2\sqrt{-1}\right)$.

The fiber over δ_1 is $(z^{(1)}, z^{(2)}, z^{(3)})$. The loop γ induces a braid by keeping track of how the real and imaginary parts of the fiber $(z^{(1)}(\gamma), z^{(2)}(\gamma), z^{(3)}(\gamma))$ interact as the fiber is tracked along γ .

When the fiber has distinct real parts we order $(z^{(1)}, z^{(2)}, z^{(3)})$ lexicographically. However, there are finitely many points in γ whose fiber does not have distinct real parts, i.e. there is a crossing. How the fibers cross will determine the twist generated by the loop γ . The t coordinates of the crossings are: $(-.527\sqrt{-1}, -.510, -.667\sqrt{-1}, .755)$. As we track the fiber along the loop, whenever a fiber has two points with the same real parts, we will swap their ordering. Depending on the imaginary component we give this swap a sign and call it a crossing. More specifically, if $z^{(i)}$ and $z^{(i+1)}$ are swapped, then we give a crossing σ_i when $\text{imag } z^{(i)} < \text{imag } z^{(i+1)}$, and we give a crossing σ_i^{-1} when $\text{imag } z^{(i)} > \text{imag } z^{(i+1)}$. Our convention is to order the points in the fiber with a crossing by the induced ordering of the incoming paths. We see that the fiber over the t -coordinates $(-.527\sqrt{-1}, -.510, -.667\sqrt{-1}, .755)$ have crossings $(\sigma_2, \sigma_1, \sigma_2, \sigma_1)$ respectively. Together, these four crossings make a sequence that encodes a twist $\mathbf{b} = (\sigma_2\sigma_1\sigma_2\sigma_1)$. Note that the twist acts on the fiber to induce a permutation $[1, 2, 3] \rightarrow [2, 3, 1]$; this means the braid group maps onto the monodromy group.

t	$\pi_{-1}(t)$			Braid
$.527\sqrt{-1}$	$-.652$	$.326 - .56\sqrt{-1}$	$.326 + .565\sqrt{-1}$	
$-.510$	$-.319 - .552\sqrt{-1}$	$-.319 + .552\sqrt{-1}$	$.638$	
$-.667\sqrt{-1}$	$-.763$	$.381 - .661\sqrt{-1}$	$.381 + .661\sqrt{-1}$	
$.755$	$-.414 - .718\sqrt{-1}$	$-.414 + .718\sqrt{-1}$	$.829$	

2. PRELIMINARIES

In this section we set notation for braid groups and recall homotopy continuation.

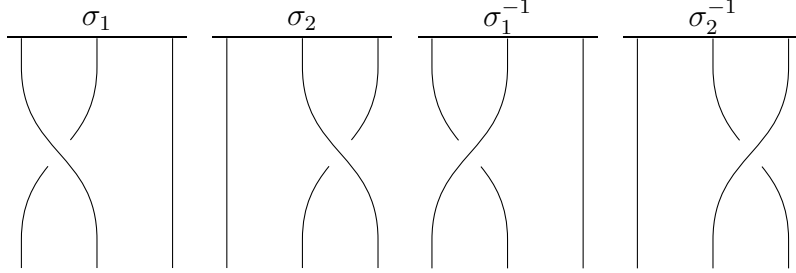
2.1. Abstract braid groups. In this subsection we recall definitions of braid groups.

The *abstract braid group on n strands*, denoted \mathbf{B}_n , has the following presentation:

$$\mathbf{B}_n := \langle \sigma_1, \sigma_2, \dots, \sigma_{n-1} \text{ such that, } \sigma_i \sigma_{i+1} \sigma_i = \sigma_{i+1} \sigma_i \sigma_{i+1}, \text{ and } \sigma_i \sigma_j = \sigma_j \sigma_i \rangle,$$

where $1 \leq i \leq n - 2$ in the first group of relations and $|i - j| \geq 2$ in the second group of relations. We will consider subgroups of \mathbf{B}_n , by specifying a set of generators.

Example 2.1. Consider the case where $n = 3$. The following two elements generate \mathbf{B}_3 and to the right are their inverses.



The braid group in Example 1.1 is generated by $\sigma_2 \sigma_1 \sigma_2 \sigma_1$.

2.2. Homotopy continuation and branch points. In this subsection we describe homotopy continuation and branch points.

For us, a curve $\mathcal{C} \subset \mathbb{C}_z^1 \times \mathbb{C}_t^1$ will be defined by a polynomial $f(z, t) = 0$ and we assume that the projection to \mathbb{C}_t^1 is dense.

Definition 2.2. The *branch locus* \mathcal{B} is defined to be the following:

$$(1) \quad \left\{ t : \text{there exists } z \text{ such that } f(z, t) = 0, \frac{\partial f}{\partial z} = 0 \right\}.$$

Let δ', δ'' denote distinct complex numbers in \mathbb{C}_t^1 and denote the *line segment from δ' to δ''* by $L(\delta', \delta'') \subset \mathbb{C}_t^1$. Suppose that $L(\delta', \delta'')$ does not intersect the branch locus \mathcal{B} . Then, the fiber of the curve \mathcal{C} defined by $f(z, t) = 0$ over $L(\delta', \delta'')$ consists of $\deg \pi : \mathcal{C} \rightarrow \mathbb{C}_t^1$ paths. Using predictor-corrector methods we are able to track the start points of the paths to the end points of the paths using numerical methods [15, 1, 2]. Given the fiber over a point p in $L(\delta', \delta'')$, these methods use Euler's method to approximate the fiber over a point near p in $L(\delta', \delta'')$ and Newton's method to refine the solutions. Together, this is called homotopy continuation. There exist off the shelf software [4, 20, 3, 7] for these methods that use reliable heuristics to track the paths quickly.

2.3. Braid-tracking. Suppose P is a path in \mathbb{C}_t^1 . With standard homotopy continuation, we are interested in understanding the behavior of the fibers over P as paths in a three-dimensional space. In *braid-tracking*, we will be interested in how the paths intertwine with one another by considering them in an ambient $\mathbb{R}^2 \times P$ rather than $\mathbb{C}_z^1 \times P$.

To do braid-tracking along P , we assume that points in the path $P \subset \mathbb{C}_t^1$ have fibers with n distinct points, i.e., $P \subset \mathbb{C}_t^1 \setminus \mathcal{B}$. By identifying \mathbb{C}_z^1 with the canonical $\mathbb{R}_x^1 \times \mathbb{R}_y^1$ by real and imaginary parts we will keep track of how the paths intertwine. The points in the fiber are ordered lexicographically (by x -coordinates) from most negative real parts to most positive real parts. This is a well defined ordering when each point of the fiber has distinct x -coordinates. A point $\rho \in \mathbb{C}_t^1 \setminus \mathcal{B}$ is said to have a *crossing* whenever the real parts of $z^{(i)}$ in the fiber $\pi^{-1}(\rho) = \{z^{(1)}, z^{(2)}, \dots, z^{(n)}\}$ are not distinct. We say that that the fiber is *crossed*.

Let $\text{Cross}_\pi(P)$ denote the subset of points in P with crossings, and we say $\text{Cross}_\pi(P)$ is the *cross-locus* of P . We call a the fiber over a point in $\text{Cross}_\pi(P)$ *proper*, if given any real number x , at most two points in $\{z^{(1)}, z^{(2)}, \dots, z^{(n)}\}$ have real part equal to x .

We call the fiber over a point p in $\text{Cross}_\pi(p)$ *transversal*, if it is proper and if the graphs of $\{z^{(1)}, z^{(2)}, \dots, z^{(n)}\}$ as functions of s intersect transversally at this fiber. In this case, a well ordering of the fiber is induced by the path coming from the left. We denote this ordered fiber by $\pi_-^{-1}(t)$. We defined $\pi_+^{-1}(t)$ to be the the result of acting on $\pi_-^{-1}(t)$ by the crossings.

In a transversal crossed fiber, an adjacent pair or multiple adjacent pairs of elements can have the same real part. If the real parts of $z^{(i)}$ and $z^{(i+1)}$ are equal, then we return the crossing σ_i when $\text{imag } z^{(i)} < \text{imag } z^{(i+1)}$ and we return the crossing σ_i^{-1} when $\text{imag } z^{(i)} > \text{imag } z^{(i+1)}$.

We are interested in understanding the behavior of crossed fibers over points in a loop γ . We say a loop *encircles* the branch point τ in \mathbb{C}_t^1 if winding number of the loop about τ is one and the interior of the loop does not contain any points in $\mathcal{B} \setminus \{\tau\}$.

Theorem 2.3. *Let \mathcal{B} be the branch locus for the curve \mathcal{C} , and let $\beta \in \mathbb{C}_t^1 \setminus \mathcal{B}$ denote a base point. For $\tau \in \mathcal{B}$, let γ be a loop from β encircling τ . Furthermore, let \mathbf{b}_τ be the twist associated to the loop γ . Then, the braid group of \mathcal{C} is generated by $\{\mathbf{b}_\tau \mid \tau \in \mathcal{B}\}$ as a subgroup of the abstract braid group \mathbf{B}_k , where k is the degree of the projection $\mathcal{C} \rightarrow \mathbb{C}_t^1$.*

Proof. The fundamental group of $\mathbb{C}_t^1 \setminus \mathcal{B}$ is generated by the loops around each branch point. Any loop in $\mathbb{C}_t^1 \setminus \mathcal{B}$ is homotopy equivalent to a path represented by an element in $\pi_1(\mathbb{C}_t^1 \setminus \mathcal{B}, \text{base point})$. \square

3. CROSS-LOCUS OF A LINE SEGMENT

In this section we develop a set of equations that allow us to determine the cross-locus of a line segment. We then determine the cross-locus of the path γ by considering it as concatenation of finitely many line segments. To a loop γ (with base point β), we will associate a sequence of crossings to make an element of the braid group \mathbf{b}_γ . Let \mathcal{T}_γ denote the sequence of points in γ that are ordered by their relative position on the path γ and suppose \mathcal{T}_γ contains $\text{Cross}_\pi(P)$. We call \mathcal{T}_γ an *ordered superset of the cross-locus of the loop* γ (for the projection of the curve \mathcal{C}). The braid associated to the loop γ , denoted \mathbf{b}_γ , is the sequence of crossings of fibers induced by the respective sequence of points in \mathcal{T}_γ .

3.1. Finiteness of the twist locus. One important fact is the following.

Lemma 3.1. *Let \mathcal{C} be the curve in $\mathbb{C}_z \times \mathbb{C}_t$ defined by $f(z, t) = 0$. Let λ be a nonzero complex number. Denote the curve in $\mathbb{C}_z \times \mathbb{C}_t$ defined by $f(\lambda z, t) = 0$ by \mathcal{C}_λ . Suppose λ is general. Then for curve \mathcal{C}_λ , the following statements hold.*

- (1) *A general loop γ in \mathbb{C}_t^1 has finitely many points with a crossed fiber.*
- (2) *If a general loop has only proper crossed fibers, then it has only transversal crossed fibers.*
- (3) *If the curve \mathcal{C} is irreducible, then a general loop has only proper (hence transversal) crossed fibers.*

Proof. Let $S_\lambda \subset \mathbb{C}_t$ be the subset where \mathcal{C}_λ has a crossed fiber. Let $S_B \subset \mathbb{C}_t$ be the subset where at least three points of the fibers of \mathcal{C} are on a real line in \mathbb{C}_z .

Clearly, S_B and S_λ are real algebraic subsets of \mathbb{C}_t . The set $\mathcal{S} = \{(z, t, \lambda) \in \mathbb{C}_z \times \mathbb{C}_t \times \mathbb{C}_\lambda^* \mid z \in S_\lambda\}$ is a real algebraic subset of $\mathbb{C}_z \times \mathbb{C}_t \times \mathbb{C}_\lambda^*$ of real codimension one. Therefore, for a general

λ , S_λ is of real codimension one. Thus for such λ , a general loop only intersects S_λ at finitely many points. Hence (1) follows.

Given (1), we only need to prove (2) locally in \mathbb{C}_t . Locally, we can express the fibers $z^{(1)}, \dots, z^{(k)}$ as holomorphic functions of t . Notice that $Re(z^{(i_1)}) - Re(z^{(i_2)}) = Re(z^{(i_1)} - z^{(i_2)})$ is the real part of a holomorphic function. According to Cauchy-Riemann equation, as functions of t , the critical points of $Re(z^{(i_1)} - z^{(i_2)})$ is equal to the critical points of $z^{(i_1)} - z^{(i_2)}$. Hence the critical points of $Re(z^{(i_1)} - z^{(i_2)})$ are isolated. Thus, the real locus defined by the equation $Re(z^{(i_1)}) = Re(z^{(i_2)})$ is generically reduced for $i_1 \neq i_2$. Therefore, a general loop will intersect the locus $Re(z^{(i_1)}) = Re(z^{(i_2)})$ transversally, and hence a general loop has only transversal crossed fibers.

For part (3), we only need to show that for a general λ , the intersection $S_B \cap S_\lambda$ is empty or zero-dimensional, because every loop that does not passes through $S_B \cap S_\lambda$ only have proper crossed fibers. So we only need to consider the cases when S_B is of real dimension one or two.

Suppose C is irreducible. We claim that S_B is a proper subset of \mathbb{C}_t . Suppose $S_B = \mathbb{C}_t$. As before, we can consider $z^{(1)}, \dots, z^{(k)}$ as local holomorphic functions of t . Then locally, there exist i_1, i_2 and i_3 such that the ratio $(z^{(i_3)} - z^{(i_1)}) / (z^{(i_2)} - z^{(i_1)})$ locally takes values in real numbers. However, $(z^{(i_3)} - z^{(i_1)}) / (z^{(i_2)} - z^{(i_1)})$ is holomorphic. Even locally, the only real valued holomorphic functions are constant functions. Thus the ratio $(z^{(i_3)} - z^{(i_1)}) / (z^{(i_2)} - z^{(i_1)})$ is a constant real number. Thus, this ratio is preserved by any monodromy translation. Without loss of generality, we can assume that locally $z^{(i_2)}$ is on the line segment between $z^{(i_1)}$ and $z^{(i_3)}$. Since C is irreducible, the Galois action on the fiber is transitive. Hence there exists a Galois action that maps $z^{(i_2)}$ to another fiber, which lies on a vertex of the convex hull spanned by the points in the fiber. However, the Galois action can be realized by a monodromy translation through a loop in \mathbb{C}_t . Throughout this loop, the translation of $z^{(i_2)}$ always lie in between two other points in the fibers. This is a contradiction that the image of $z^{(i_2)}$ under the Galois action becomes a vertex on the convex hull of all fibers.

Now, the only case left is when S_B has real dimension 1. Suppose S_B has l irreducible 1-dimensional components. Let $\lambda_0, \lambda_1, \dots, \lambda_l$ be general numbers in \mathbb{C}^* . Clearly, any pair of $S_{\lambda_0}, S_{\lambda_1}, \dots, S_{\lambda_l}$ does not share a 1-dimensional irreducible component. Therefore, for some i , S_{λ_i} does not share a 1-dimensional irreducible component with S_B , and hence $S_{\lambda_i} \cap S_B$ is of dimension zero. This construction shows that for a general λ , $S_\lambda \cap S_B$ is of dimension zero. □

Remark 3.2. When the curve C is reducible, it is possible that some crossed fiber of C_λ on a general loop contains more than two points. For example, suppose C is defined by $(z - t)(z - 2t)(z - 3t) = 0$ or $z(z^2 - t) = 0$. Then every crossed fiber has three points. If a crossed fiber has l elements, then the crossing at this point can be represented by a product of $(l - 1)!$ standard generators and their inverses. We do not pursue this direction here.

3.2. Equations for the cross-locus. In this subsection we describe how to compute a finite set \mathcal{T}_γ containing the cross-locus. This is done by using equations (2) to determine such a set over a line segment $L(\delta', \delta'')$ for the projection $\pi : \mathcal{C} \rightarrow \mathbb{C}_t^1$.

Proposition 3.3. *Let s in the interval $[0, 1]$ parameterize $L(\delta', \delta'')$. The isolated solutions to the following set of equations with $s \in [0, 1]$ contain the cross-locus, where for $a \in \mathbb{C}$, \bar{a} denotes the complex conjugate of a , $f(z, t) = \sum_{i,j} a_{i,j} z^i t^j$, and $g(z, t) := \sum_{i,j} \bar{a}_{i,j} z^i t^j$.*

$$(2) \quad \begin{aligned} f(x + \sqrt{-1}y_1, (1-s)\delta' + s\delta'') &= 0, & g(x - \sqrt{-1}y_1, (1-s)\bar{\delta}' + s\bar{\delta}'') &= 0 \\ f(x + \sqrt{-1}y_2, (1-s)\delta' + s\delta'') &= 0, & g(x - \sqrt{-1}y_2, (1-s)\bar{\delta}' + s\bar{\delta}'') &= 0 \end{aligned}$$

Proof. The first equation replaces z with $x + \sqrt{-1}y$. The second equation is the complex conjugate of the first so that the real solutions (x, y_1, s) coincide with $(z = x + \sqrt{-1}y_1, s)$. The last pair of equations yield the fiber product over (x, s) with respect to y_1, y_2 . The isolated solutions are outside the locus where $y_1 = y_2$. \square

3.3. Computing the braid group (main result). Algorithm 1 produces a generator of the braid group.

Algorithm 1: Generators of the braid group

Input:

- (1) $f(z, t) = 0$ defining a curve.
- (2) A finite set R containing the branch locus \mathcal{B} of our curve.

Output: A set of generators of the braid group of the curve \mathcal{C} .

- 1 Set T to be the empty set.
- 2 Set \mathbf{B} to be the empty set.
- 3 **for** τ in R **do**
- 4 Construct a loop γ encircling the branch point τ such that it is a concatenation of line segments G .
- 5 **for** $L(\delta', \delta'')$ in G **do**
- 6 Determine a finite set D containing the cross-locus of $L(\delta', \delta'')$ by solving (2).
- 7 Order the elements of D with respect to the path and append to T .
- 8 Set \mathbf{b} to be the empty set (This corresponds to the identity element of the braid group).
- 9 **for** p in T **do**
- 10 Use homotopy continuation to track and determine the crossing.
- 11 Append the crossing to \mathbf{b} .
- 12 **if** $\mathbf{b} \neq \emptyset$ **then**
- 13 Append the twist induced by taking the product of crossings of \mathbf{b} to \mathbf{B} .
- 14 **return** \mathbf{B}

Proof of Correctness. The proof of correctness follows from Lemma 3.1 and Proposition 3.3. \square

4. ILLUSTRATIVE EXAMPLES

In this section we consider four examples.

Example 4.1. Let \mathcal{C}_i be defined by $f_i := z^3 - t^i = 0$ for $i = 1, 2$. Each of these curves have a unique branch point at $t = 0$. Using Algorithm 1 we compute the generator of each braid group of $\pi : \mathcal{C}_i \rightarrow \mathbb{C}_t^1$ as seen in Figure 1.

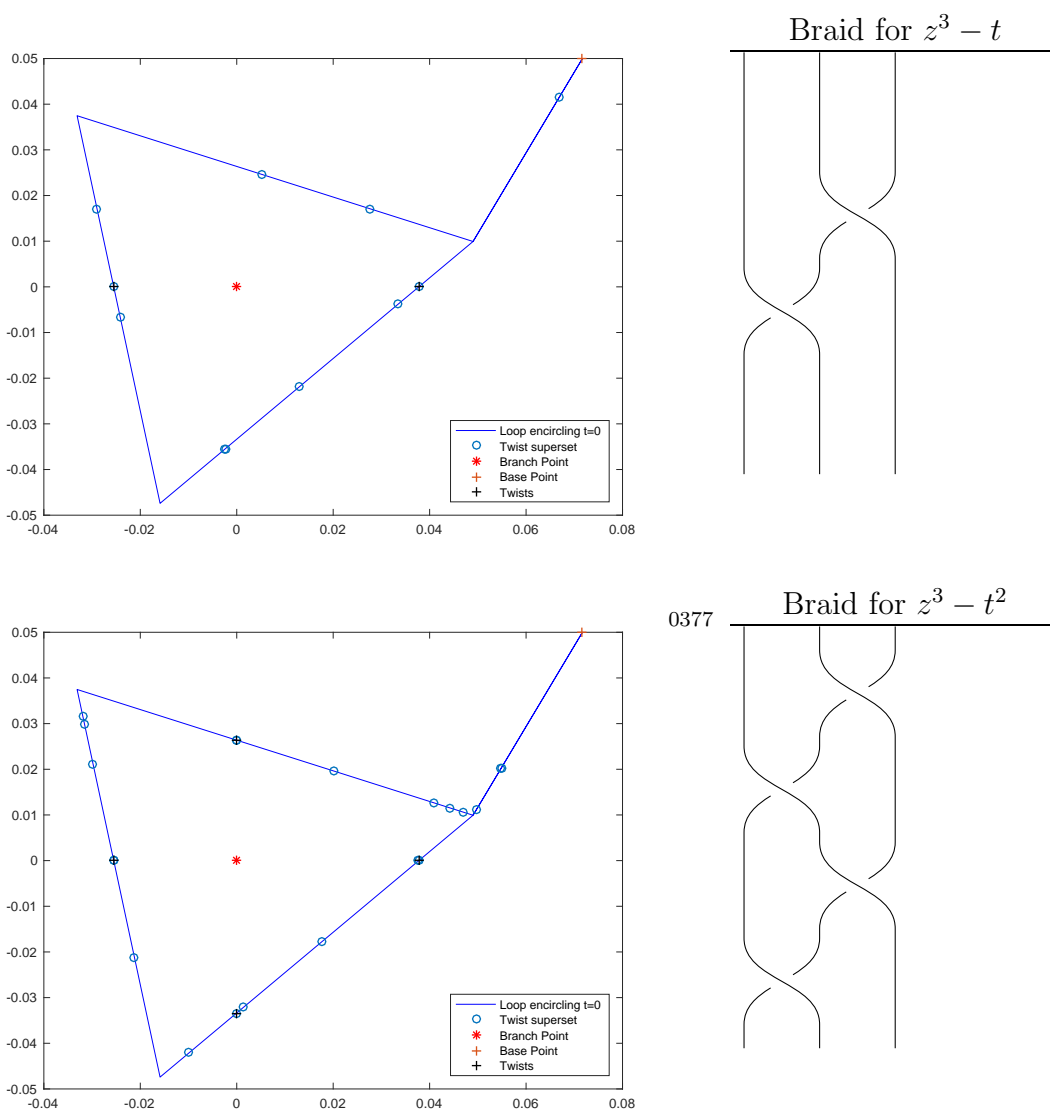
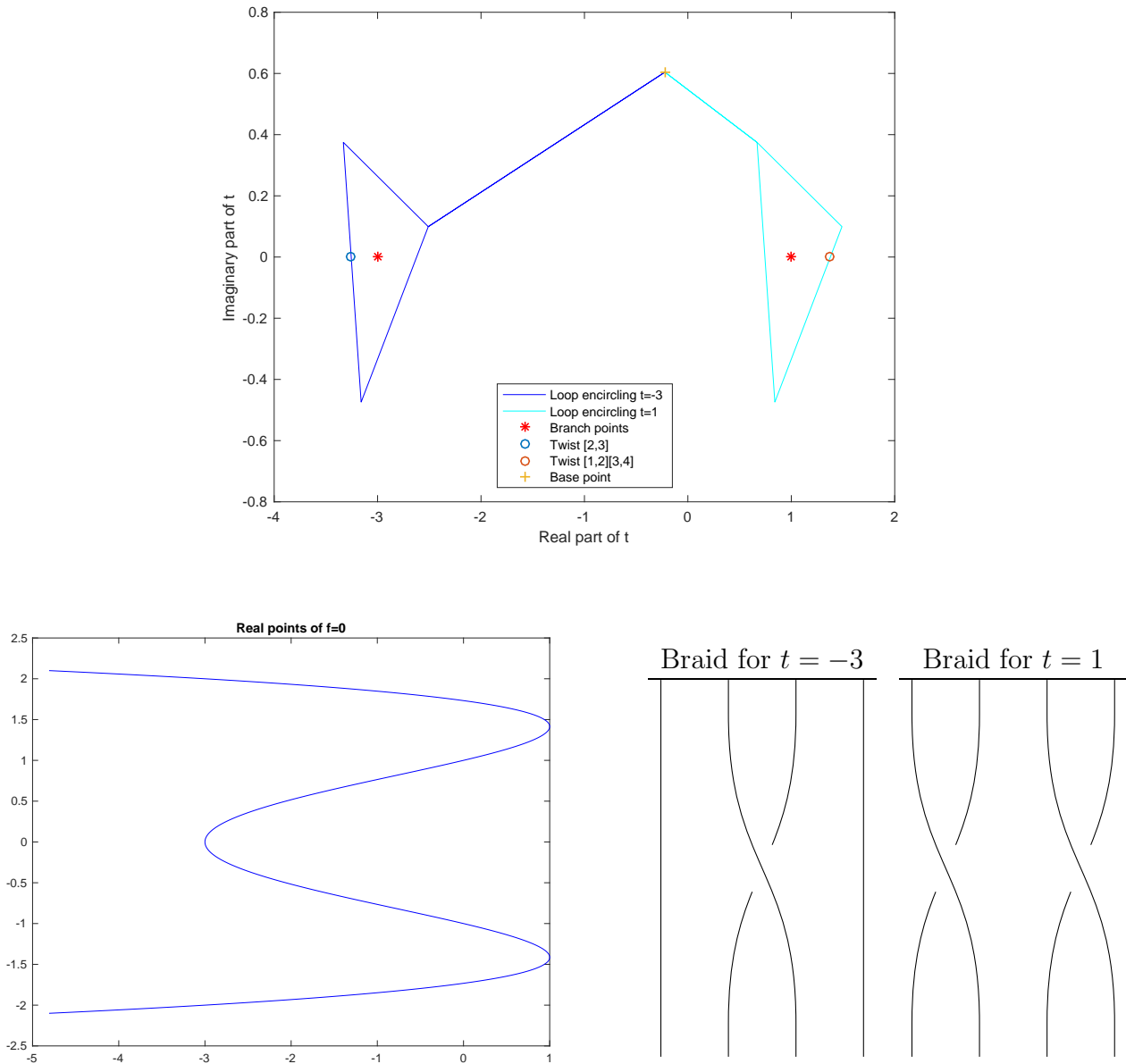


FIGURE 1. The xy-axis of the plots are the real and imaginary parts of t . We vary t along the plotted five directed line segments when performing homotopy continuation counter clockwise along the triangle.

Example 4.2. Let \mathcal{C} be defined by $f = z^4 - 4z^2 + 3 + t$. The projection $\pi : \mathcal{C} \rightarrow \mathbb{C}_t^1$ has two branch points as seen in Figure 2. We take a loop around each branch point that is a concatenation of straight line segments. Each loop has precisely one point in the cross-locus. We consider the points of the fiber of each cross point. In each fiber, we swap the order of the points accordingly and record a generator of the braid group.

FIGURE 2. Real points of \mathcal{C} and the associated braids.

Example 4.3. We consider an example related to dessin d'enfant. Let

$$g_i := z^3 (z^2 - 2z + \alpha_i)^2 \text{ for } i = 1, 2 \text{ where } \alpha_1 = \frac{34 + 6\sqrt{21}}{7}, \alpha_2 = \frac{34 - 6\sqrt{21}}{7}.$$

The polynomials g_1, g_2 are Galois conjugate and have only two finite branch points. Let \mathcal{D}_i be defined by f_i where

$$f_1(z, t) := -\frac{1}{1000}g_1 - t \quad f_2(z, t) := g_2 - \frac{t}{20}.$$

We compute the braid group for the curves \mathcal{D}_i . See Figure 3, 4 and 5.

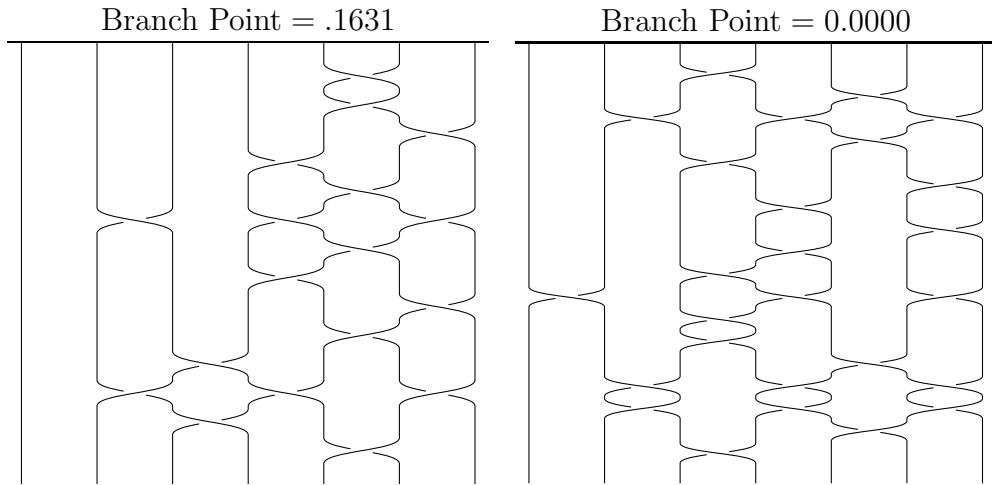


FIGURE 3. This is the braid for the \mathcal{D}_1 .

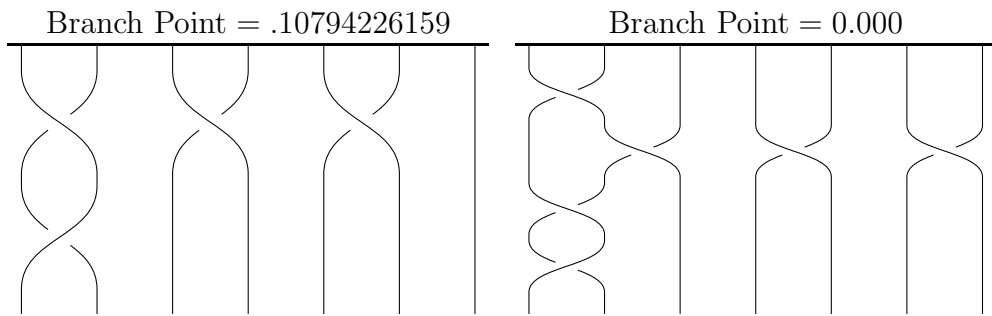


FIGURE 4. These are the two generators of the braid group for \mathcal{D}_2 .

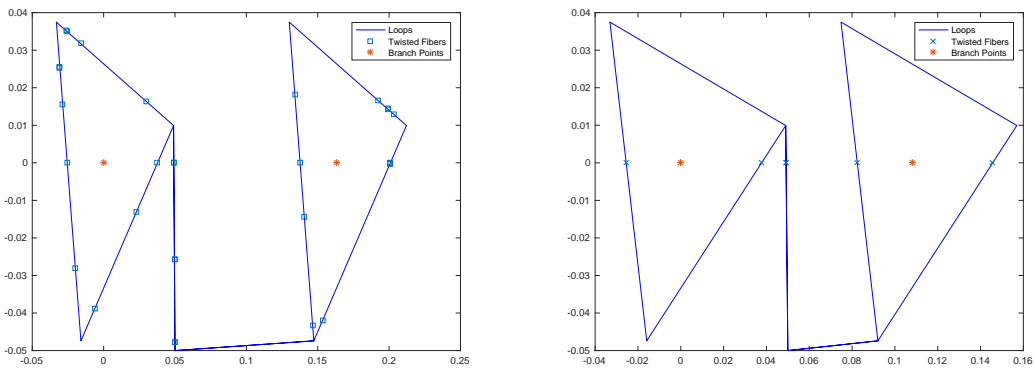
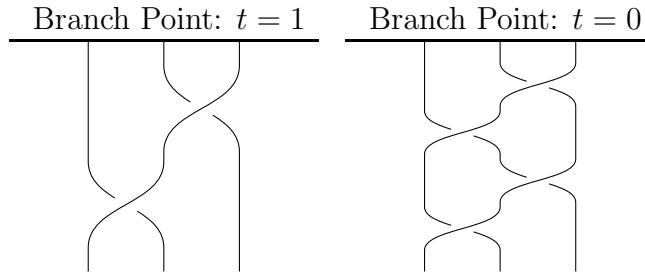


FIGURE 5. These are the loops we tracked and points where we had crossings in the twists for \mathcal{D}_i .

Example 4.4. The braid group carries more information than the monodromy group of a curve. For example, consider the curve \mathcal{C} defined by

$$f(z, t) := z^3 - t^2(1 - t).$$

There are two branch points of this curve with respective braids below.



In Example 4.4, we see that the monodromy group of this curve is a cyclic group of three elements and is generated by a loop encircling any one of the branch points. The braid group on the other hand, is generated by the loop encircling the branch point at $t = 1$ and is *not* generated by the loop encircling the branch point at $t = 0$. Thus, a set of loops generating the monodromy group does not necessarily yield a set of loops that generate the braid group.

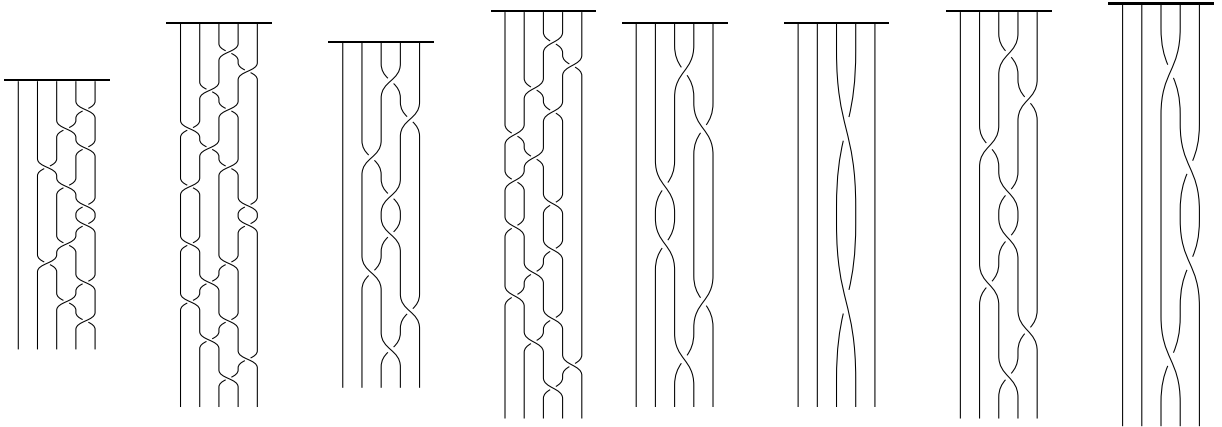
5. BRAID GROUPS OF HYPERPLANE ARRANGEMENTS

One is interested in braid groups of reducible varieties and in particular hyperplane arrangements. As we mentioned in Remark 3.2, care must take care when the fiber is not proper less we do some type of regularization procedure, which is not the focus of this article. Here is an example for a hyperplane arrangement with proper fibers.

Example 5.1. We consider the following hyperplane arrangement in \mathbb{P}^2

$$twz(t - w)(t + w + z) = 0$$

and consider a general projection to \mathbb{P}^1 . The branch locus has eight points. These consists of the pairwise intersections of the lines. The twists for these respective branch points are as follows.



The branch locus of a hyperplane arrangement is the projection of the finite set of union of pairwise intersections of the lines. There is at most $\binom{d}{2}$ branch points where d is the number of hyperplanes in the arrangement. The cross-locus is determined by consider pairs of hyperplanes. This makes the polynomial system much easier to solve. Rather than solving a nonlinear system with Bezout bound of d^4 over each segment, we determine the cross-locus by solving $\binom{d}{2}$ systems of quadratics with Bezout bound of 2^4 . This approach is much better when $d \gg 2$. Indeed, this leads us to develop Algorithm 2.

Algorithm 2: Generators of the braid group of a hyperplane arrangement

Input:

 (1) $h_1(x, t), \dots, h_d(x, t)$ defining the hyperplanes H_1, \dots, H_d of the arrangement.

Output: A set of generators of the braid group of the hyperplane arrangement.

```

1 Set  $R$  to be  $\bigcup_{1 \leq i_1 < i_2 \leq d} \pi(H_{i_1} \cap H_{i_2})$  with multiplicities removed.
2 Set  $T$  to be the empty set, and set  $\mathbf{B}$  to be the empty set.
3 for Branch point  $\tau$  in  $R$  do
4     Construct a loop  $\gamma$  encircling  $\tau$  such that it is a concatenation of line segments  $G$ .
5     for  $L(\delta', \delta'')$  in  $G$  do
6         for  $1 \leq i_1 < i_2 \leq d$  do
7             Solve equations (2) with  $f = h_{i_1} h_{i_2}$  to compute a finite set containing
8             Cross( $L(\delta', \delta'')$ ).
9             Append Cross( $L(\delta', \delta'')$ ) to  $T$ .
9     Set  $\mathbf{b}$  to be the identity element of the braid group.
10    r for  $p$  in  $T$  do
11        Use homotopy continuation to track and determine the crossing.
12        Append the cross to  $\mathbf{b}$ .
13        if  $\mathbf{b} \neq \emptyset$  then
14            Append the twist  $\mathbf{b}$  to  $\mathbf{B}$ .
15 return  $\mathbf{B}$ 
    
```

Proof of correctness for Algorithm 2. Based on Algorithm 1, the correctness for Algorithm follows from the following lemma. \square

Lemma 5.2. *Under the notations of Proposition 3.3, suppose $f(z, t)$ factors as a product of polynomials $f(z, t) = f_1(z, t) \cdots f_l(z, t)$. Then the set of real solutions (s, x, y_1, y_2) of equations (2) is equal to the union of the real solutions of*

$$(3) \quad \begin{aligned} f_{ij}(x + \sqrt{-1}y_1, (1-s)\delta' + s\delta'') = 0, & \quad g_{ij}(x - \sqrt{-1}y_1, (1-s)\bar{\delta}' + s\bar{\delta}'') = 0 \\ f_{ij}(x + \sqrt{-1}y_2, (1-s)\delta' + s\delta'') = 0, & \quad g_{ij}(x - \sqrt{-1}y_2, (1-s)\bar{\delta}' + s\bar{\delta}'') = 0 \end{aligned}$$

for all $1 \leq i < j \leq l$, where $f_{ij}(z, t) = f_i(z, t)f_j(z, t)$ and g_{ij} is the polynomial whose coefficients are the conjugates of the coefficients of f_{ij} .

Proof. The real solutions of equations (3) are real solutions of equation (2). Conversely, suppose (s, x, y_1, y_2) is a solution of equations (2). Then there exists i and j such that

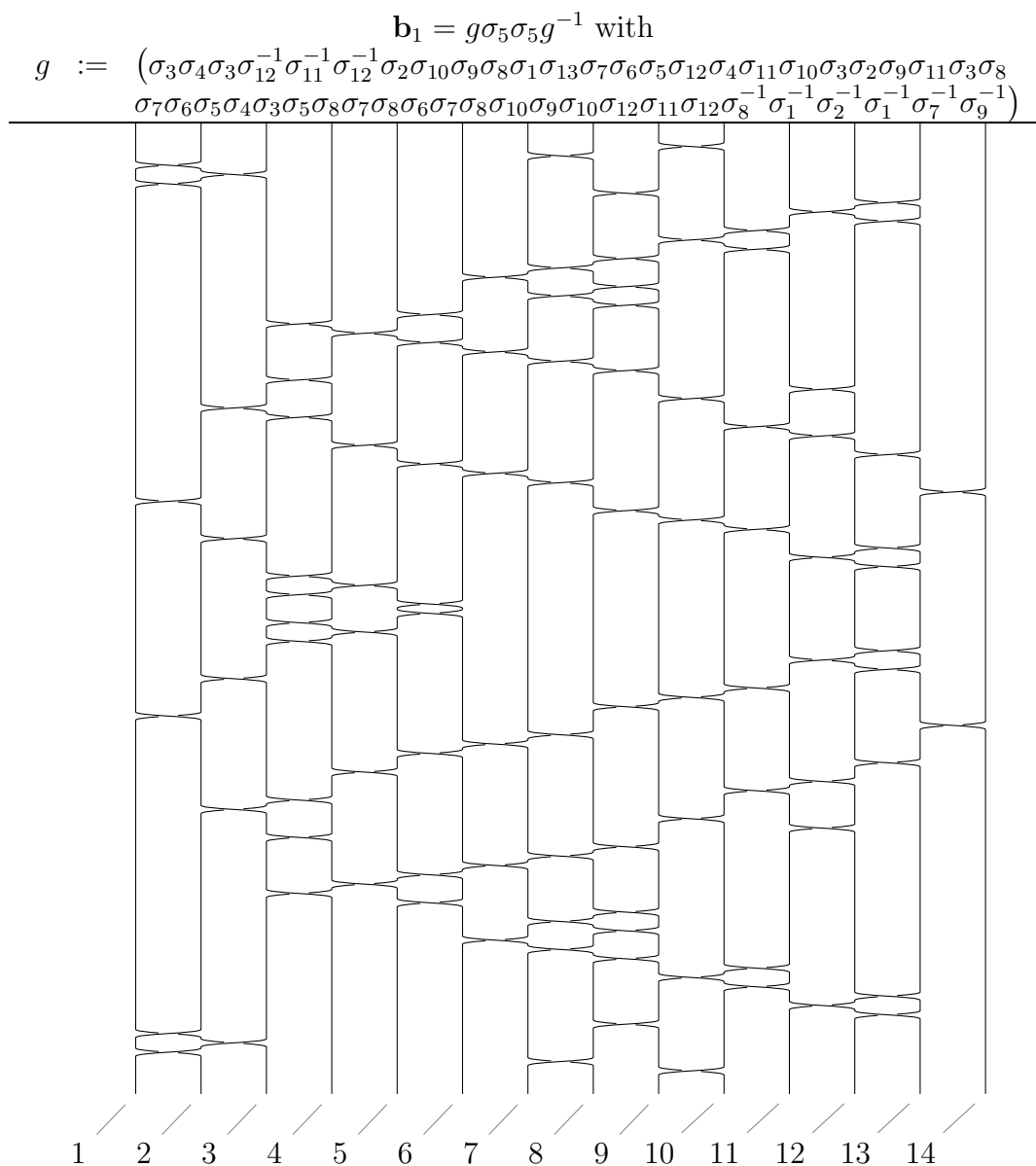
$$f_i(x + \sqrt{-1}y_1, (1-s)\delta' + s\delta'') = f_j(x + \sqrt{-1}y_2, (1-s)\delta' + s\delta'') = 0$$

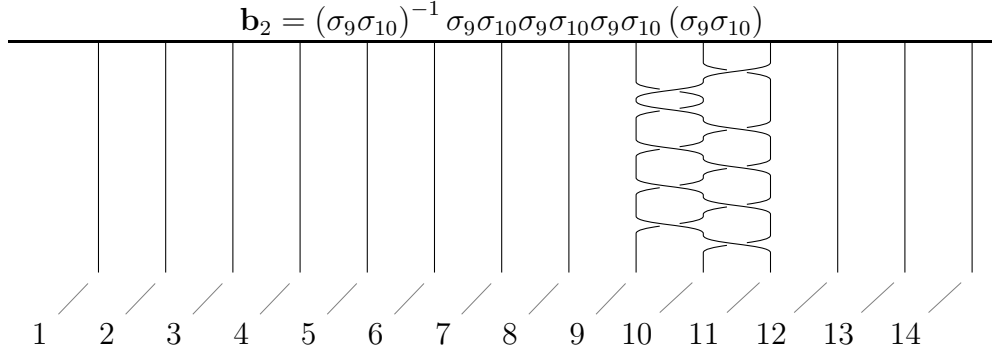
for some $1 \leq i, j \leq l$. Without loss of generality, we assume that $i \leq j$. Thus, (s, x, y_1, y_2) is a solution to the equations in equations (3) involving f_{ij} . Notice that when assuming s, x, y_1, y_2 are real, the equations in (3) involving g_{ij} become redundant. Thus, the lemma follows. \square

Example 5.3. In the following example we use Algorithm 2. This example is a hyperplane arrangement given by fourteen lines. These lines are defined by the following equations:

$$[w_0, w_1, w_2] \begin{bmatrix} 1 & 0 & 1 & 0 & 1 & 1 & 2 & 3 & 2 & 3 & 1 & 1 & -1 & 0 \\ 0 & 1 & 0 & 1 & 1 & 2 & 1 & 2 & 3 & 1 & 3 & -1 & 1 & 0 \\ 0 & 0 & 1 & 1 & 2 & 2 & 2 & 4 & 4 & 4 & 4 & 4 & 4 & 1 \end{bmatrix} = 0.$$

This hyperplane arrangement has 46 branch points, which together have over 2568 crossings. Two of the the 46 generators are below.





6. BRAID GROUPS OF POLYNOMIAL SYSTEMS

In this section we consider braid groups of polynomial systems that define a variety in $\mathbb{P}^m \times \mathbb{P}^n$. We first consider the case where $m = 1$.

Let \hat{X} denote a hypersurface in $\mathbb{P}_z^1 \times \mathbb{P}_u^m$ such that each irreducible component of the hypersurface has a dominant projection to \mathbb{P}_u^m . Let X be the restriction of \hat{X} to a product of general affine charts $\mathbb{C}_z^1 \times \mathbb{C}_u^m$. Then, X is a hypersurface and suppose this hypersurface is defined by the polynomial $f(z, u) = 0$.

Definition 6.1. The branch locus \mathcal{B} of $\pi : X \rightarrow \mathbb{C}_u^m$ is defined to be

$$(4) \quad \left\{ u \in \mathbb{C}_u^m : \text{there exists } z \text{ such that } f(z, u) = 0, \frac{\partial f}{\partial z} = 0 \right\}.$$

Let γ denote a loop in $\mathbb{P}_u^m \setminus \mathcal{B}$. If this loop is a concatenation of line segments, then item 3 of Algorithm 1 allows us to compute a generator of the braid group. If we were to take a finite set of loops then we would have computed a subgroup of the braid group of the projection. If this subgroup is actually the full braid group on $\deg \pi$ strands then one would have computed the braid group. This method is useful because it can be run without computing the branch locus and taking sufficiently general loops γ in \mathbb{C}_u^m .

To compute the braid group when it is a proper subgroup of the full braid group on $\deg \pi$ strands, one restricts \mathbb{C}_u^m to a general line. The curve \mathcal{C} induced by the inverse image π^{-1} is a subvariety of X . If we parameterize the line by \mathbb{C}_t^1 , then we may consider the curve \mathcal{C} as a curve of $\mathbb{C}_z^1 \times \mathbb{C}_t^1$. The braid group of the projection of the curve \mathcal{C} to \mathbb{C}_t^1 is the braid group of $\pi : X \rightarrow \mathbb{C}_u^m$ if the line parameterized by \mathbb{C}_t^1 is general. This follows from Zariski's theorem [21].

If Y is an n dimensional variety of $\mathbb{C}_y^m \times \mathbb{C}_u^n$, then we consider a projection $\mu : \mathbb{C}_y^m \rightarrow \mathbb{C}_z^1$. Let X_μ denote induced image of $\mu : Y \rightarrow \mathbb{C}_z^1 \times \mathbb{C}_u^n$. If each irreducible component of X_μ has a dominant projection to \mathbb{C}_u^n then we have the braid group for X_μ . Also suppose that the $\deg \pi : X_\mu \rightarrow \mathbb{C}_u^n$ equals $\deg \pi : Y \rightarrow \mathbb{C}_u^n$. There are several interesting projections one may consider including coordinate projections and general projections. One of the advantageous of our numerical methods is that we do not need to do the symbolic computation of elimination to determine the defining equation of the hypersurface X_μ . Instead we can work with the variety Y and order the fiber using a particular coordinate or linear combination of the coordinates.

7. CONCLUSION

We have provided a framework to numerically compute braid groups of curves, hyperplane arrangements, and parameterized polynomial systems. This is done by developing Algorithms 1 and 2. Moreover, we have implemented these algorithms through Macaulay2 [7] and Bertini. There are many directions that future work can take. For example, further work should be explored in terms of certified path tracking. Also rather than computing the twist locus via polynomial system solving we described, one could use interval arithmetic to keep track of when the strands cross. In Section 5, we designed a specialized algorithm for line arrangements and saw huge performance increases both theoretically and in implementation. Further work on tailoring algorithms for interesting families of problems is also of interest.

ACKNOWLEDGMENTS

The authors thank Jordan Ellenberg for helpful conversations. The first author is supported by a University of Chicago Provost Postdoctoral Scholarship. The second author is partially supported by NSF grant DMS-1701305.

REFERENCES

- [1] E. L. Allgower and K. Georg. *Numerical continuation methods*, volume 13 of *Springer Series in Computational Mathematics*. Springer-Verlag, Berlin, 1990. An introduction.
- [2] E. L. Allgower and K. Georg. Continuation and path following. In *Acta numerica, 1993*, *Acta Numer.*, pages 1–64. Cambridge Univ. Press, Cambridge, 1993.
- [3] D. Bates, E. Gross, A. Leykin, and J. Rodriguez. Bertini for Macaulay2. [arXiv/1603.05908](https://arxiv.org/abs/1603.05908), 2013.
- [4] D. J. Bates, J. D. Hauenstein, A. J. Sommese, and C. W. Wampler. Bertini: Software for numerical algebraic geometry. Available at <https://bertini.nd.edu/>.
- [5] J. C. Cha, K. H. Ko, S. J. Lee, J. W. Han, and J. H. Cheon. An efficient implementation of braid groups. In *Advances in cryptology—ASIACRYPT 2001 (Gold Coast)*, volume 2248 of *Lecture Notes in Comput. Sci.*, pages 144–156. Springer, Berlin, 2001.
- [6] P. Dehornoy. Braid-based cryptography. In *Group theory, statistics, and cryptography*, volume 360 of *Contemp. Math.*, pages 5–33. Amer. Math. Soc., Providence, RI, 2004.
- [7] T. Duff, C. Hill, A. Jensen, K. Lee, A. Leykin, and J. Sommars. Solving polynomial systems via homotopy continuation and monodromy. [arXiv:1609.08722](https://arxiv.org/abs/1609.08722), 2017.
- [8] A. Galligo and A. Poteaux. Computing monodromy via continuation methods on random Riemann surfaces. *Theoret. Comput. Sci.*, 412(16):1492–1507, 2011.
- [9] D. Garber. Braid group cryptography. In *Braids*, volume 19 of *Lect. Notes Ser. Inst. Math. Sci. Natl. Univ. Singap.*, pages 329–403. World Sci. Publ., Hackensack, NJ, 2010.
- [10] J. D. Hauenstein, J. I. Rodriguez, and F. Sottile. Numerical computation of galois groups. *Foundations of Computational Mathematics*, Jun 2017.
- [11] K. H. Ko, S. J. Lee, J. H. Cheon, J. W. Han, J.-s. Kang, and C. Park. New public-key cryptosystem using braid groups. In *Advances in cryptology—CRYPTO 2000 (Santa Barbara, CA)*, volume 1880 of *Lecture Notes in Comput. Sci.*, pages 166–183. Springer, Berlin, 2000.
- [12] V. Kurlin. Computing braid groups of graphs with applications to robot motion planning. *Homology Homotopy Appl.*, 14(1):159–180, 2012.
- [13] E. Lee, S. J. Lee, and S. G. Hahn. Pseudorandomness from braid groups. In *Advances in cryptology—CRYPTO 2001 (Santa Barbara, CA)*, volume 2139 of *Lecture Notes in Comput. Sci.*, pages 486–502. Springer, Berlin, 2001.
- [14] A. Leykin and F. Sottile. Galois groups of Schubert problems via homotopy computation. *Math. Comp.*, 78(267):1749–1765, 2009.

- [15] T. Y. Li. Numerical solution of multivariate polynomial systems by homotopy continuation methods. In *Acta numerica, 1997*, volume 6 of *Acta Numer.*, pages 399–436. Cambridge Univ. Press, Cambridge, 1997.
- [16] A. Libgober. Invariants of plane algebraic curves via representations of the braid groups. *Invent. Math.*, 95(1):25–30, 1989.
- [17] D. Molzahn, M. Niemerg, D. Mehta, and J. Hauenstein. Investigating the maximum number of real solutions to the power flow equations: Analysis of lossless four-bus systems. [arXiv/org:1603.05908](https://arxiv.org/abs/1603.05908), 2016.
- [18] C. Nayak and F. Wilczek. $2n$ -quasihole states realize $2n-1$ -dimensional spinor braiding statistics in paired quantum hall states. *Nuclear Physics B*, 479(3):529 – 553, 1996.
- [19] A. Poteaux. Computing monodromy groups defined by plane algebraic curves. In *SNC'07*, pages 36–45. ACM, New York, 2007.
- [20] J. Verschelde. Polynomial homotopy continuation with phcpack. *ACM Commun. Comput. Algebra*, 44(3/4):217–220, Jan. 2011.
- [21] O. Zariski. A theorem on the Poincaré group of an algebraic hypersurface. *Annals of Mathematics*, 38(1):131–141, 1937.

JOSE ISRAEL RODRIGUEZ, THE UNIVERSITY OF CHICAGO, DEPT. OF STATISTICS, 5734 S. UNIVERSITY AVE. CHICAGO, IL 60637

E-mail address: joisro@Uchicago.edu

URL: <http://home.uchicago.edu/~joisro>

BOTONG WANG, UNIVERSITY OF WISCONSIN-MADISON, DEPARTMENT OF MATHEMATICS, VAN VLECK HALL, 480 LINCOLN DRIVE, MADISON, WI

E-mail address: wang@math.wisc.edu

URL: <http://www.math.wisc.edu/~wang/>