

LAMINAR AND TURBULENT DYNAMOS IN CHIRAL MAGNETOHYDRODYNAMICS. II. SIMULATIONS

JENNIFER SCHOBER^{1,2}, IGOR ROGACHEVSKI^{3,1,4}, AXEL BRANDENBURG^{1,4,5,6}, ALEXEY BOYARSKY⁷, JÜRIG FRÖHLICH⁸,
OLEG RUCHAYSKIY⁹, AND NATHAN KLEEORIN^{3,1}

¹Nordita, KTH Royal Institute of Technology and Stockholm University, Roslagstullsbacken 23, 10691 Stockholm, Sweden

²Laboratoire d'Astrophysique, EPFL, CH-1290 Sauvigny, Switzerland

³Department of Mechanical Engineering, Ben-Gurion University of the Negev, P.O. Box 653, Beer-Sheva 84105, Israel

⁴Laboratory for Atmospheric and Space Physics, University of Colorado, 3665 Discovery Drive, Boulder, CO 80303, USA

⁵JILA and Department of Astrophysical and Planetary Sciences, Box 440, University of Colorado, Boulder, CO 80303, USA

⁶Department of Astronomy, AlbaNova University Center, Stockholm University, SE-10691 Stockholm, Sweden

⁷Instituut-Lorentz for Theoretical Physics, Universiteit Leiden, Niels Bohrweg 2, 2333 CA Leiden, The Netherlands

⁸Institute of Theoretical Physics, ETH Hönggerberg, CH-8093 Zurich, Switzerland

⁹Discovery Center, Niels Bohr Institute, Blegdamsvej 17, DK-2100 Copenhagen, Denmark

May 16, 2018, Revision: 1.653

ABSTRACT

Using direct numerical simulations (DNS), we study laminar and turbulent dynamos in chiral magneto-hydrodynamics (MHD) with an extended set of equations that accounts for an additional contribution to the electric current due to the chiral magnetoelectric effect (CME). This quantum phenomenon originates from an asymmetry between left- and right-handed relativistic fermions in the presence of a magnetic field and gives rise to a chiral dynamo. We show that the magnetic field evolution proceeds in three stages: (1) a small-scale chiral dynamo instability; (2) production of chiral magnetically driven turbulence and excitation of a large-scale dynamo instability due to a new chiral effect (α_μ effect); and (3) saturation of magnetic helicity and magnetic field growth controlled by a conservation law for the total chirality. The α_μ effect becomes dominant at large fluid and magnetic Reynolds numbers and is not related to kinetic helicity. The growth rate of the large-scale magnetic field and its characteristic scale measured in the numerical simulations agree well with theoretical predictions based on mean-field theory. The previously discussed two-stage chiral magnetic scenario did not include stage (2) during which the characteristic scale of magnetic field variations can increase by many orders of magnitude. Based on the findings from numerical simulations, the relevance of the CME and the chiral effects revealed in the relativistic plasma of the early universe and of proto-neutron stars are discussed.

Keywords: Magnetohydrodynamics – turbulence – relativistic processes – magnetic fields – early universe — stars: neutron

1. INTRODUCTION

Magnetic fields are observed on various spatial scales of the universe: they are detected in planets and stars (Donati & Landstreet 2009; Reiners 2012), in the interstellar medium (Crutcher 2012), and on galactic scales (Beck 2015). Additionally, observational lower limits on intergalactic magnetic fields have been reported (Neronov & Vovk 2010; Dermer et al. 2011). Contrary to the high magnetic field strengths observed on scales below those of galaxy clusters, which can be explained by dynamo amplification (see, e.g., Brandenburg & Subramanian 2005), intergalactic magnetic fields, if confirmed, are most likely of primordial origin. Because of their often large energy densities, magnetic fields can play an important role in various astrophysical objects, a prominent example being the $\alpha\Omega$ dynamo in solar-like stars that explains stellar activity (see, e.g., Parker 1955, 1979; Moffatt 1978; Krause & Rädler 1980; Zeldovich et al. 1983; Charbonneau 2014).

While there is no doubt about the significant role of magnetic fields in the dynamics of the present-day universe, their origin and evolution over cosmic times remain a mystery (Rees 1987; Grasso & Rubinstein 2001; Widrow 2002; Kulsrud & Zweibel 2008). Numerous scenarios for the generation of primordial mag-

netic fields have been suggested in the literature. The proposals span from inflation-produced magnetic fields (Turner & Widrow 1988) to field generation during cosmological phase transitions (Sigl et al. 1997). Even though strong magnetic fields could be generated shortly after the Big Bang, their strength subsequently decreases in cosmic expansion unless they undergo further amplification. Be this as it may, the presence of primordial magnetic fields can affect the physics of the early universe. For example, it has been shown that primordial fields could have significant effects on the matter power spectrum by suppressing the formation of small-scale structures (Kahniashvili et al. 2013a; Pandey et al. 2015). This, in turn, could influence cosmological structure formation.

The theoretical framework for studying the evolution of magnetic fields is magnetohydrodynamics (MHD). In classical plasma physics, the system of equations includes the induction equation, which is derived from the Maxwell equations and Ohm's law and describes the evolution of magnetic fields, the continuity equation for the fluid density, and the Navier-Stokes equation governing the evolution of the velocity field.

At high energies, for example, in the quark-gluon plasma of the early universe, however, an additional quantity needs to be taken into account, namely the chiral chemical potential. This quantity is related to

an asymmetry between the number densities of left-handed fermions (spin antiparallel to the momentum) and right-handed fermions (spin parallel to the momentum). This leads to an additional contribution to the electric current along the magnetic field, known as the *chiral magnetic effect* (CME). This phenomenon was discovered by Vilenkin (1980) and was later carefully investigated using different theoretical approaches in a number of studies (Redlich & Wijewardhana 1985; Tsokos 1985; Joyce & Shaposhnikov 1997; Alekseev et al. 1998; Fröhlich & Pedrini 2000, 2002; Fukushima et al. 2008; Son & Surowka 2009).

The CME causes a small-scale dynamo instability (Joyce & Shaposhnikov 1997), which has also been revealed from a kinetic description of chiral plasmas (Akamatsu & Yamamoto 2013). The evolution equation for a nonuniform chiral chemical potential has been derived in Boyarsky et al. (2012, 2015) who used it to study the inverse magnetic cascade that results in an increase of the characteristic scale of the magnetic field. Boyarsky et al. (2012) have shown that the chiral asymmetry can survive down to energies of the order of 10 MeV, due to coupling to an effective axion field. These studies triggered various investigations related to chiral MHD turbulence (Pavlović et al. 2017; Yamamoto 2016) and its role in the early universe (Tashiro et al. 2012; Dvornikov & Semikoz 2017), as well as in neutron stars (Dvornikov & Semikoz 2015a; Sigl & Leite 2016).

Recently, a systematic theoretical analysis of the system of *chiral MHD* equations, including the back-reaction of the magnetic field on the chiral chemical potential, and the coupling to the plasma velocity field has been performed in Rogachevskii et al. (2017), referred to here as Paper I. The main findings of Paper I include a modification of MHD waves by the CME and different kinds of laminar and turbulent dynamos. Besides the well-studied laminar chiral dynamo caused by the CME, a chiral-shear dynamo in the presence of a shearing velocity was discussed there. In addition, a mean-field theory of chiral MHD in the presence of small-scale nonhelical turbulence was developed in Paper I, where a new chiral α_μ effect not related to a kinetic helicity has been found. This effect results from an interaction of chiral magnetic fluctuations with fluctuations of the electric current caused by the tangling magnetic fluctuations.

In the present paper, we report on numerical simulations that confirm and further substantiate the chiral laminar and turbulent dynamos found in Paper I. To this end, we have implemented the chiral MHD equations in the PENCIL CODE¹, a high-order code suitable for compressible MHD turbulence. Different situations are considered, from laminar dynamos to chiral magnetically driven turbulence and large-scale dynamos in externally forced turbulence. With our direct numerical simulations (DNS), we are able to study the dynamical evolution of a plasma that includes chiral effects in a large domain of the parameter space. Given that the detailed properties of relativistic astrophysical plasmas, in particular the initial chiral asymmetry and chiral feedback mechanisms, are not well understood at present, a broad analysis of various scenarios is essential. The findings from DNS can then be used to explore the possible evolution of as-

trophysical plasmas under different assumptions. These applications should not be regarded as realistic descriptions of high-energy plasmas; they aim to find out under what conditions the CME plays a significant role in the evolution of a plasma of relativistic charged fermions (electrons) and to test the importance of chirality flips changing the handedness of the fermions. We are not pretending that the regimes accessible to our simulations are truly realistic in the context of the physics of the early universe or in neutron stars.

The outline of the present paper is as follows. In Section 2 we review the governing equations and the numerical setup, and we discuss the physics related to the two main nonlinear effects in chiral MHD, which lead to different scenarios of the magnetic field evolution. In Section 3 we present numerical results on laminar chiral dynamos. In Section 4 we show how magnetic fields, amplified by the CME, produce turbulence (chiral magnetically driven turbulence). We discuss how this gives rise to the chiral α_μ effect. We also study this effect in Section 5 for a system where external forcing is employed to produce turbulence. After a discussion of chiral MHD in astrophysical and cosmological processes in Section 6, we draw conclusions in Section 7.

2. CHIRAL MHD IN NUMERICAL SIMULATIONS

2.1. Equations of chiral MHD

The system of chiral MHD equations includes the induction equation for the magnetic field \mathbf{B} , the Navier-Stokes equation for the velocity field \mathbf{U} of the plasma, the continuity equation for the plasma density ρ , and an evolution equation for the normalized chiral chemical potential μ :

$$\frac{\partial \mathbf{B}}{\partial t} = \nabla \times [\mathbf{U} \times \mathbf{B} - \eta (\nabla \times \mathbf{B} - \mu \mathbf{B})], \quad (1)$$

$$\rho \frac{D\mathbf{U}}{Dt} = (\nabla \times \mathbf{B}) \times \mathbf{B} - \nabla p + \nabla \cdot (2\nu \rho \mathbf{S}) + \rho \mathbf{f}, \quad (2)$$

$$\frac{D\rho}{Dt} = -\rho \nabla \cdot \mathbf{U}, \quad (3)$$

$$\frac{D\mu}{Dt} = D_5 \Delta \mu + \lambda \eta [\mathbf{B} \cdot (\nabla \times \mathbf{B}) - \mu \mathbf{B}^2] - \Gamma_f \mu, \quad (4)$$

where \mathbf{B} is normalized such that the magnetic energy density is $\mathbf{B}^2/2$ (without the 4π factor), and $D/Dt = \partial/\partial t + \mathbf{U} \cdot \nabla$ is the advective derivative. Further, η is the microscopic magnetic diffusivity, p is the fluid pressure, $S_{ij} = \frac{1}{2}(U_{i,j} + U_{j,i}) - \frac{1}{3}\delta_{ij} \nabla \cdot \mathbf{U}$ are the components of the trace-free strain tensor \mathbf{S} (commas denote partial spatial derivatives), ν is the kinematic viscosity, and \mathbf{f} is the turbulent forcing function.

Equation (4) describes the evolution of the chiral chemical potential $\mu_5 \equiv \mu_L - \mu_R$, with μ_L and μ_R being the chemical potentials of left- and right-handed chiral fermions, which is normalized such that $\mu = (4\alpha_{em}/\hbar c)\mu_5$ has the dimension of an inverse length. Here D_5 is the diffusion constant of the chiral chemical potential μ , and the parameter λ , referred to in Paper I as the *chiral feedback parameter*, characterizes the strength of the coupling of the electromagnetic field to μ . The expression of the feedback term in Equation (4) was derived in Paper I and is valid for the limit of small magnetic diffusivities. For hot plasmas, when $k_B T \gg \max(|\mu_L|, |\mu_R|)$, the pa-

¹ <http://pencil-code.nordita.org/>

parameter λ is given by²

$$\lambda = 3\hbar c \left(\frac{8\alpha_{\text{em}}}{k_{\text{B}}T} \right)^2, \quad (5)$$

where $\alpha_{\text{em}} \approx 1/137$ is the fine structure constant, T is the temperature, k_{B} is the Boltzmann constant, c is the speed of light, and \hbar is the reduced Planck constant. We note that λ^{-1} has the dimension of energy per unit length. The last term in Equation (4), proportional to $\Gamma_{\text{f}}\mu$, characterizes chirality flipping processes due to finite fermion masses. This term is included in a phenomenological way. The detailed dependence of Γ_{f} on the plasma parameters in realistic systems is still not fully understood. In most of the runs, the chirality flipping effect is neglected because we concentrate in this paper on the high-temperature regime, where the other terms in Equation (4) dominate. However, we study its effect on the nonlinear evolution of μ in Section 3.2.6.

We stress that the effects related to the chiral anomaly cannot be separated from the rest of the equations. This is one of the essential features of the chiral MHD equations that we are studying. The equations interconnect the chiral chemical potential to the electromagnetic field. However, the chiral anomaly couples the electromagnetic field not directly to the chiral chemical potential but to the chiral charge density, a conjugate variable in the sense of statistical mechanics. The parameter λ is nothing but a susceptibility, that is, a (inverse) proportionality coefficient quantifying the response of the axial charge to a change in the chiral chemical potential; see Paper I.

The system of equations (1)–(4) and their range of validity have been discussed in detail in Paper I. Below we present a short summary of the assumptions made in deriving these equations. We focus our attention on an isothermal plasma, $T = \text{const}$. The equilibration rate of the temperature gradients is related to the shortest timescales of the plasma (of the order of the plasma frequency or below) and is much shorter than the timescales that we consider in the present study. For an isothermal equation of state, the pressure p is related to the density ρ via $p = c_{\text{s}}^2\rho$, where c_{s} is the sound speed. We apply a one-fluid MHD model that follows from a two-fluid plasma model (Artsimovich & Sagdeev 1985; Melrose 2012; Biskamp 1997). This implies that we do not consider here kinetic effects and effects related to the two-fluid plasma model. We note that the MHD formalism is valid for scales above the mean free path that can be approximated as (Arnold et al. 2000)

$$\ell_{\text{mfp}} \approx \frac{1}{(4\pi\alpha_{\text{em}})^2 \ln((4\pi\alpha_{\text{em}})^{-1/2})} \frac{\hbar c}{k_{\text{B}}T}. \quad (6)$$

Further, we study the nonrelativistic bulk motion of a highly relativistic plasma. The latter leads to a term in the Maxwell equations that destabilizes the nonmagnetic equilibrium and causes an exponential growth of the magnetic field. Such plasmas arise in the description of certain astrophysical systems, where, for example, a nonrelativistic plasma interacts with cosmic rays consisting of relativistic particles with small number density; see, for example, Schlickeiser (2002). We study the case

² The definition of λ in the case of a degenerate Fermi gas will be given in Section 6.2.

of small magnetic diffusivity typical of many astrophysical systems with large magnetic Reynolds numbers, so we neglect terms of the order of $\sim O(\eta^2)$ in the electric field; see Paper I.

A key difference in the induction equations of chiral and classical MHD is the last term $\propto \nabla \times (\eta\mu\mathbf{B})$ in Equation (1). This is reminiscent of mean-field dynamo theory, where a mean magnetic field $\overline{\mathbf{B}}$ is amplified by an α effect due to a term $\propto \nabla \times (\alpha\overline{\mathbf{B}})$ in the mean-field induction equation, which results in an α^2 dynamo. In analogy with mean-field dynamo theory, we use the name v_{μ}^2 dynamo, introduced in Paper I, where

$$v_{\mu} \equiv \eta\mu_0 \quad (7)$$

plays the role of α (see Equation (1)), and μ_0 is the initial value of the normalized chiral chemical potential. These different notions are motivated by the fact that the v_{μ} effect is not related to any turbulence effects; that is, it is not determined by the mean electromotive force, but originates from the CME; see Paper I for details. We will discuss the differences between chiral and classical MHD in more detail in Section 2.5.

The system of Equations (1)–(4) implies a conservation law:

$$\frac{\partial}{\partial t} \left(\frac{\lambda}{2} \mathbf{A} \cdot \mathbf{B} + \mu \right) + \nabla \cdot \mathbf{F}_{\text{tot}} = 0, \quad (8)$$

where

$$\mathbf{F}_{\text{tot}} = \frac{\lambda}{2} (\mathbf{E} \times \mathbf{A} + \mathbf{B} \Phi) - D_5 \nabla \mu \quad (9)$$

is the flux of total chirality and $\mathbf{B} = \nabla \times \mathbf{A}$, where \mathbf{A} is the vector potential, $\mathbf{E} = -c^{-1} \{ \mathbf{U} \times \mathbf{B} + \eta(\mu\mathbf{B} - \nabla \times \mathbf{B}) \}$ is the electric field, Φ is the electrostatic potential, λ is assumed to be constant, and the chiral flipping term, $-\Gamma_{\text{f}}\mu$, in Equation (4) is assumed to be negligibly small. This implies that the total chirality is a conserved quantity:

$$\frac{\lambda}{2} \langle \mathbf{A} \cdot \mathbf{B} \rangle + \langle \mu \rangle = \mu_0 = \text{const}, \quad (10)$$

where $\langle \mu \rangle$ is the value of the chemical potential and $\langle \mathbf{A} \cdot \mathbf{B} \rangle \equiv V^{-1} \int \mathbf{A} \cdot \mathbf{B} dV$ is the mean magnetic helicity density over the volume V .

2.2. Chiral MHD equations in dimensionless form

We study the system of chiral MHD equations (1)–(4) in numerical simulations to analyze various laminar and turbulent dynamos, as well as the production of turbulence by the CME. It is, therefore, useful to rewrite this system of equations in dimensionless form, where velocity is measured in units of the sound speed c_{s} , length is measured in units of $\ell_{\mu} \equiv \mu_0^{-1}$, so time is measured in units of ℓ_{μ}/c_{s} , the magnetic field is measured in units of $\sqrt{\bar{\rho}}c_{\text{s}}$, fluid density is measured in units of $\bar{\rho}$ and the chiral chemical potential is measured in units of ℓ_{μ}^{-1} , where $\bar{\rho}$ is the volume-averaged density. Thus, we introduce the following dimensionless functions, indicated by a tilde: $\mathbf{B} = \sqrt{\bar{\rho}}c_{\text{s}}\tilde{\mathbf{B}}$, $\mathbf{U} = c_{\text{s}}\tilde{\mathbf{U}}$, $\mu = \ell_{\mu}^{-1}\tilde{\mu}$ and $\rho = \bar{\rho}\tilde{\rho}$. The chiral MHD equations in dimensionless form are given

by

$$\frac{\partial \tilde{\mathbf{B}}}{\partial \tilde{t}} = \tilde{\nabla} \times \left[\tilde{\mathbf{U}} \times \tilde{\mathbf{B}} + \text{Ma}_\mu \left(\tilde{\mu} \tilde{\mathbf{B}} - \tilde{\nabla} \times \tilde{\mathbf{B}} \right) \right], \quad (11)$$

$$\tilde{\rho} \frac{D\tilde{\mathbf{U}}}{D\tilde{t}} = (\tilde{\nabla} \times \tilde{\mathbf{B}}) \times \tilde{\mathbf{B}} - \tilde{\nabla} \tilde{\rho} + \text{Re}_\mu^{-1} \tilde{\nabla} \cdot (2\nu \tilde{\rho} \mathbf{S}) + \tilde{\rho} \tilde{\mathbf{f}}, \quad (12)$$

$$\frac{D\tilde{\rho}}{D\tilde{t}} = -\tilde{\rho} \tilde{\nabla} \cdot \tilde{\mathbf{U}}, \quad (13)$$

$$\frac{D\tilde{\mu}}{D\tilde{t}} = D_\mu \tilde{\Delta} \tilde{\mu} + \Lambda_\mu \left[\tilde{\mathbf{B}} \cdot (\tilde{\nabla} \times \tilde{\mathbf{B}}) - \tilde{\mu} \tilde{\mathbf{B}}^2 \right] - \tilde{\Gamma}_f \tilde{\mu}, \quad (14)$$

where we introduce the following dimensionless parameters:

- Chiral Mach number:

$$\text{Ma}_\mu = \frac{\eta \mu_0}{c_s} \equiv \frac{v_\mu}{c_s}, \quad (15)$$

- Magnetic Prandtl number:

$$\text{Pr}_M = \frac{\nu}{\eta}, \quad (16)$$

- Chiral Prandtl number:

$$\text{Pr}_\mu = \frac{\nu}{D_5}, \quad (17)$$

- Chiral nonlinearity parameter:

$$\lambda_\mu = \lambda \eta^2 \tilde{\rho}, \quad (18)$$

- Chiral flipping parameter:

$$\tilde{\Gamma}_f = \frac{\Gamma_f}{\mu_0 c_s}. \quad (19)$$

Then, $D_\mu = \text{Ma}_\mu \text{Pr}_M / \text{Pr}_\mu$, $\Lambda_\mu = \lambda_\mu / \text{Ma}_\mu$ and $\text{Re}_\mu = (\text{Ma}_\mu \text{Pr}_M)^{-1}$.

2.3. Physics of different regimes of magnetic field evolution

There are two key nonlinear effects that determine the dynamics of the magnetic field in chiral MHD. The first nonlinear effect is determined by the conservation law (8) for the total chirality, which follows from the induction equation and the equation for the chiral magnetic potential. The second nonlinear effect is determined by the Lorentz force in the Navier-Stokes equation.

If the evolution of the magnetic field starts from a very small force-free magnetic field, the second nonlinear effect, due to the Lorentz force, vanishes if we assume that the magnetic field remains force-free. The magnetic field is generated by the chiral magnetic dynamo instability with a maximum growth rate $\gamma_\mu^{\text{max}} = v_\mu^2 / 4\eta$ attained at the wavenumber $k_\mu = \mu_0 / 2$ (Joyce & Shaposhnikov 1997).

Since the total chirality is conserved, the increase of the magnetic field in the nonlinear regime results in a decrease of the chiral chemical potential, so that the characteristic scale at which the growth rate is maximum increases in time. This nonlinear effect has been interpreted in terms of an inverse magnetic cascade

(Boyarsky et al. 2012). The maximum saturated level of the magnetic field can be estimated from the conservation law (8): $B_{\text{sat}} \sim (\mu_0 k_M / \lambda)^{1/2} < \mu_0 / \lambda^{1/2}$. Here, $\mu_{\text{sat}} \ll \mu_0$ is the chiral chemical potential at saturation with the characteristic wavenumber $k_M < \mu_0$, corresponding to the maximum of the magnetic energy.

However, the growing force-free magnetic field cannot stay force-free in the nonlinear regime of the magnetic field evolution. If the Lorentz force does not vanish, it generates small-scale velocity fluctuations. This nonlinear stage begins when the nonlinear term $\mathbf{U} \times \mathbf{B}$ in Equation (1) is of the order of the dynamo generating term $v_\mu \mathbf{B}$, that is, when the velocity reaches the level of $U \sim v_\mu$. The effect described here results in the production of chiral magnetically driven turbulence, with the level of turbulent kinetic energy being determined by the balance of the nonlinear term, $(\mathbf{U} \cdot \nabla) \mathbf{U}$, in Equation (2) and the Lorentz force, $(\nabla \times \mathbf{B}) \times \mathbf{B}$, so that the turbulent velocity can reach the Alfvén speed $v_A = (\mathbf{B}^2 / \bar{\rho})^{1/2}$.

The chiral magnetically driven turbulence causes complicated dynamics: it produces the mean electromotive force that includes the turbulent magnetic diffusion and the chiral α_μ effect that generates large-scale magnetic fields; see Paper I. The resulting large-scale magnetic fields are concentrated at the wavenumber $k_\alpha = 2k_\mu (\ln \text{Re}_M) / (3\text{Re}_M)$, for $\text{Re}_M \gg 1$; see Paper I. The saturated value of the large-scale magnetic field controlled by the conservation law (8), is $B_{\text{sat}} \sim (\mu_0 k_\alpha / \lambda)^{1/2}$. Here, Re_M is the magnetic Reynolds number based on the integral scale of turbulence and the turbulent velocity at this scale.

Depending on the chiral nonlinearity parameter λ_μ (see Equation 18), there are either two or three stages of magnetic field evolution. In particular, when λ_μ is very small, there is sufficient time to produce turbulence and excite the large-scale dynamo, so that the magnetic field evolution includes three stages:

- (1) the small-scale chiral dynamo instability,
- (2) the production of chiral magnetically driven MHD turbulence and the excitation of a large-scale dynamo instability, and

(3) the saturation of magnetic helicity and magnetic field growth controlled by the conservation law (8).

If λ_μ is not very small, such that the saturated value of the magnetic field is not large, there is not enough time to excite the large-scale dynamo instability. In this case, the magnetic field dynamics includes two stages:

- (1) the chiral dynamo instability, and
- (2) the saturation of magnetic helicity and magnetic field growth controlled by the conservation law (8) for the total chirality.

2.4. Characteristic scales of chiral magnetically driven turbulence

In the nonlinear regime, once turbulence is fully developed, small-scale magnetic fields can be excited over a broad range of wavenumbers up to the diffusion cutoff wavenumber. Using dimensional arguments and numerical simulations, Brandenburg et al. (2017b) found that, for chiral magnetically driven turbulence, the magnetic energy spectrum $E_M(k, t)$ obeys

$$E_M(k, t) = C_\mu \bar{\rho} \mu_0^3 \eta^2 k^{-2}, \quad (20)$$

where $C_\mu \approx 16$ is a chiral magnetic Kolmogorov-type constant. Here, $E_M(k, t)$ is normalized such that $\mathcal{E}_M = \int E_M(k) dk = \langle \mathbf{B}^2 \rangle / 2$ is the mean magnetic energy density. It was also confirmed numerically in [Brandenburg et al. \(2017b\)](#) that the magnetic energy spectrum $E_M(k)$ is bound from above by $C_\lambda \mu_0 / \lambda$, where $C_\lambda \approx 1$ is another empirical constant. This yields a critical minimum wavenumber,

$$k_\lambda = \sqrt{\frac{C_\mu}{\bar{\rho} \lambda}} \frac{C_\mu}{C_\lambda} \mu_0 \eta, \quad (21)$$

below which the spectrum will no longer be proportional to k^{-2} .

The spectrum extends to larger wavenumbers up to a diffusive cutoff wavenumber k_{diff} . The diffusion scale for magnetically produced turbulence is determined by the condition $\text{Lu}(k_{\text{diff}}) = 1$, where $\text{Lu}(k) = v_A(k) / \eta k$ is the scale-dependent Lundquist number, $v_A(k) = (\langle \mathbf{B}^2 \rangle_k / \bar{\rho})^{1/2}$ is the scale-dependent Alfvén speed, and $\langle \mathbf{B}^2 \rangle_k = 2 \int_{k_\lambda}^k E_M(k) dk$. To determine the Alfvén speed, $v_A(k)$, we integrate Equation (20) over k and obtain

$$v_A(k) = \eta \mu_0 \left(\frac{2 C_\mu \mu_0}{k_\lambda} \right)^{1/2} \left(1 - \frac{k_\lambda}{k} \right)^{1/2}. \quad (22)$$

The conditions $\text{Lu}(k_{\text{diff}}) = 1$ and $k_{\text{diff}} \gg k_\lambda$ yield

$$k_{\text{diff}} = \sqrt{2} \left(\frac{C_\mu C_\lambda}{\lambda_\mu} \right)^{1/4} \mu_0 \approx 2.8 \lambda_\mu^{-1/4} \mu_0. \quad (23)$$

Numerical simulations reported in [Brandenburg et al. \(2017b\)](#) have been performed for $0.75 \leq k_{\text{diff}} / \mu_0 \leq 75$. In the present DNS, we use values in the range from 4.5 to 503.

2.5. Differences between chiral and standard MHD

The system of equations (1)–(4) describing chiral MHD exhibits the following key differences from standard MHD:

- The presence of the term $\nabla \times (\eta \mu \mathbf{B})$ in Equation (1) causes a chiral dynamo instability and results in chiral magnetically driven turbulence.
- Because of the finite value of λ , the presence of a helical magnetic field affects the evolution of μ ; see Equation (4).
- For $\Gamma_f = 0$, the total chirality, $\int (\frac{1}{2} \lambda \mathbf{A} \cdot \mathbf{B} + \mu) dV$, is strictly conserved, and not just in the limit $\eta \rightarrow 0$. This conservation law determines the level of the saturated magnetic field.
- The excitation of a large-scale magnetic field is caused by (i) the combined action of the chiral dynamo instability and the inverse magnetic cascade due to the conservation of total chirality, as well as by (ii) the chiral α_μ effect resulting in chiral magnetically driven turbulence. This effect is not related to kinetic helicity and becomes dominant at large fluid and magnetic Reynolds numbers; see Paper I.

The chiral term in Equation (1) and the evolution of μ governed by Equation (4) are responsible for different behaviors in chiral and standard MHD. In particular, in standard MHD, the following phenomena and a conservation law are established:

- The magnetic helicity $\int \mathbf{A} \cdot \mathbf{B} dV$ is only conserved in the limit of $\eta \rightarrow 0$.
- Turbulence does not have an intrinsic source. Instead, it can be produced externally by a stirring force, or due to large-scale shear at large fluid Reynolds numbers, the Bell instability in the presence of a cosmic-ray current, ([Rogachevskii et al. 2012](#); [Beresnyak & Li 2014](#)), the magnetorotational instability ([Hawley et al. 1995](#); [Brandenburg et al. 1995](#)), or just an initial irregular magnetic field ([Brandenburg et al. 2015](#)).
- A large-scale magnetic field can be generated by: (i) helical turbulence with nonzero mean kinetic helicity that is produced either by external helical forcing or by rotating, density-stratified, or inhomogeneous turbulence (so-called mean-field α^2 dynamo); (ii) helical turbulence with large-scale shear, which results in an additional mechanism of large-scale dynamo action referred to as an $\alpha\Omega$ or $\alpha^2\Omega$ dynamo ([Moffatt 1978](#); [Parker 1979](#); [Krause & Rädler 1980](#); [Zeldovich et al. 1983](#)); (iii) nonhelical turbulence with large-scale shear, which causes a large-scale shear dynamo ([Vishniac & Brandenburg 1997](#); [Rogachevskii & Kleeorin 2003, 2004](#); [Sridhar & Singh 2010, 2014](#)); and (iv) in different deterministic flows due to negative effective magnetic diffusivity (in Roberts flow IV, see [Devlen et al. 2013](#)), or time delay of an effective pumping velocity of the magnetic field associated with the off-diagonal components of the α tensor that are either antisymmetric (known as the γ effect) in Roberts flow III or symmetric in Roberts flow II; see [Rheinhardt et al. \(2014\)](#). All effects in items (i)–(iv) can work in chiral MHD as well. However, which one of these effects is dominant depends on the flow properties and the governing parameters.

2.6. DNS with the PENCIL CODE

We solve Equations (11)–(14) numerically using the PENCIL CODE. This code uses sixth-order explicit finite differences in space and a third-order accurate time-stepping method ([Brandenburg & Dobler 2002](#); [Brandenburg 2003](#)). The boundary conditions are periodic in all three directions. All simulations presented in Sections 3 and 4 are performed without external forcing of turbulence. In Section 5 we apply a turbulent forcing function \mathbf{f} in the Navier-Stokes equation, which consists of random plane transverse white-in-time, unpolarized waves. In the following, when we discuss numerical simulations, all quantities are considered as dimensionless quantities, and we drop the “tildes” in Equations (11)–(14) from now on. The wavenumber $k_1 = 2\pi/L$ is based on the size of the box $L = 2\pi$. In all runs, we set $k_1 = 1$, $c_s = 1$ and the mean fluid density $\bar{\rho} = 1$.

Table 1
Overview of Runs for the Laminar v_μ^2 Dynamos (Reference Run in Bold)

simulation	Pr_M	λ_μ	$\frac{\text{Ma}_\mu}{10^{-3}}$	$\frac{k_\lambda}{10^{-4}\mu_0}$	$\frac{k_{\text{diff}}}{\mu_0}$
La2-1B	1.0	1×10^{-8}	2	4.0	283
La2-2B	0.5	4×10^{-8}	4	8.0	200
La2-3B	0.2	2.5×10^{-7}	10	20	126
La2-4B	2.0	2.5×10^{-9}	1	2.0	400
La2-5B	1.0	1×10^{-9}	1.5	1.3	503
La2-5G	1.0	1×10^{-8}	1.5	4.0	283
La2-6G	1.0	1×10^{-5}	2	130	50
La2-7B	1.0	1×10^{-9}	3	4.0	283
La2-7G	1.0	1×10^{-9}	3	4.0	283
La2-8B	1.0	1×10^{-9}	5	4.0	283
La2-8G	1.0	1×10^{-9}	5	4.0	283
La2-9B	1.0	1×10^{-9}	10	4.0	283
La2-9G	1.0	1×10^{-9}	10	4.0	283
La2-10B	1.0	1×10^{-5}	20	130	50
La2-10Bkmax	1.0	1×10^{-5}	20	130	50
La2-10G	1.0	1×10^{-5}	20	4.0	283
La2-11B	1.0	1×10^{-9}	50	1.3	503
La2-11G	1.0	1×10^{-8}	50	4.0	283
La2-12B	1.0	1×10^{-9}	2	1.3	503
La2-13B	1.0	1×10^{-7}	2	13	159
La2-14B	1.0	3×10^{-9}	2	2.2	382
La2-15B	1.0	1×10^{-5}	2	130	50
La2-16B	1.0	3×10^{-8}	2	6.9	215

3. LAMINAR CHIRAL DYNAMOS

In this section, we study numerically laminar chiral dynamos in the absence of any turbulence (externally or chiral magnetically driven).

3.1. Numerical setup

Parameters and initial conditions for all laminar dynamo simulations are listed in Tables 1 and 2. All of these simulations are two-dimensional and have a resolution of 256^2 . Runs with names ending with ‘B’ are with the initial conditions for the magnetic field in the form of a Beltrami magnetic field: $B(t=0) = 10^{-4}(0, \sin x, \cos x)$, while runs with names ending with ‘G’ are initiated with Gaussian noise. The initial conditions for the velocity field for the laminar v_μ^2 dynamo are $U(t=0) = (0, 0, 0)$, and for the laminar chiral–shear dynamos (the v_μ^2 –shear or v_μ –shear dynamos) are $U(t=0) = (0, S_0 \cos x, 0)$, with the dimensionless shear rate S_0 given for all runs.

We set the chiral Prandtl number $\text{Pr}_\mu = 1$ in all runs. In many runs the magnetic Prandtl number $\text{Pr}_M = 1$ (except in several

runs for the laminar v_μ^2 dynamo, see Table 1). The reference runs for the laminar v_μ^2 dynamo (La2-15B) and the chiral–shear dynamos (LaU-4G) are shown in bold in Tables 1 and 2. The results of numerical simulations are compared with theoretical predictions.

3.2. Laminar v_μ^2 dynamo

We start with the situation without an imposed fluid flow, where the chiral laminar v_μ^2 dynamo can be excited.

3.2.1. Theoretical aspects

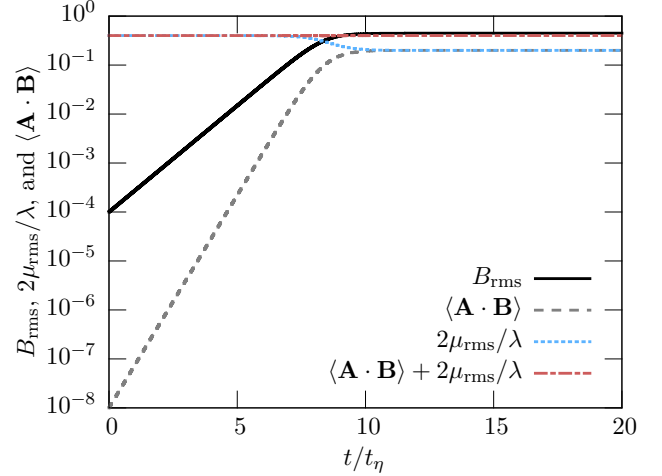


Figure 1. Laminar v_μ^2 dynamo: time evolution of B_{rms} (solid black line), $\langle \mathbf{A} \cdot \mathbf{B} \rangle$ (dashed gray line), μ_{rms} (multiplied by $2/\lambda$, dotted blue line), and $\langle \mathbf{A} \cdot \mathbf{B} \rangle + 2\mu_{\text{rms}}/\lambda$ (dash-dotted red line) for reference run La2-15B (see table 1).

In this section, we outline the theoretical predictions for a laminar chiral dynamo; for details see Paper I. To determine the chiral dynamo growth rate, we seek a solution of the linearized Equation (1) for small perturbations of the following form: $\mathbf{B}(t, x, z) = B_y(t, x, z)\mathbf{e}_y + \nabla \times [A(t, x, z)\mathbf{e}_y]$, where \mathbf{e}_y is the unit vector in the y direction.

We consider the equilibrium configuration: $\mu = \mu_0 = \text{const}$ and $\mathbf{U}_0 = 0$. The functions $B_y(t, x, z)$ and $A(t, x, z)$ are determined by the equations

$$\frac{\partial A(t, x, z)}{\partial t} = v_\mu B_y + \eta \Delta A, \quad (24)$$

$$\frac{\partial B_y(t, x, z)}{\partial t} = -v_\mu \Delta A + \eta \Delta B_y, \quad (25)$$

where $v_\mu = \eta \mu_0$, $\Delta = \nabla_x^2 + \nabla_z^2$, and the remaining components of the magnetic field are given by $B_x = -\nabla_z A$ and $B_z = \nabla_x A$. We seek a solution to Equations (24) and (25) of the form $A, B_y \propto \exp[\gamma t + i(k_x x + k_z z)]$. The growth rate of the dynamo instability is given by

$$\gamma = |v_\mu k| - \eta k^2, \quad (26)$$

where $k^2 = k_x^2 + k_z^2$. The dynamo instability is excited (i.e., $\gamma > 0$) for $k < |\mu_0|$. The maximum growth rate of the dynamo instability,

$$\gamma_\mu^{\text{max}} = \frac{v_\mu^2}{4\eta}, \quad (27)$$

is attained at

$$k_\mu = \frac{1}{2}|\mu_0|. \quad (28)$$

3.2.2. Time evolution

In Figure 1 we show the time evolution of the rms magnetic field B_{rms} , the magnetic helicity $\langle \mathbf{A} \cdot \mathbf{B} \rangle$, the chemical potential μ_{rms} (multiplied by a factor of $2/\lambda$), and $\langle \mathbf{A} \cdot \mathbf{B} \rangle + 2\mu_{\text{rms}}/\lambda$ for reference run La2-15B. In simulations, the time is measured in units of diffusion

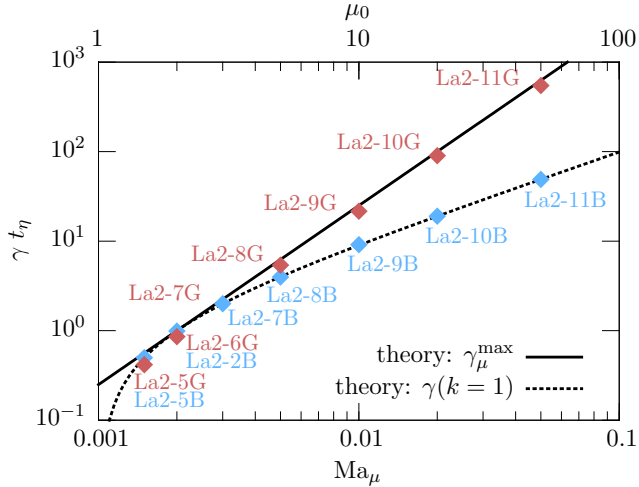


Figure 2. Laminar v_μ^2 dynamo: growth rates as a function of Ma_μ , for simulations with $\mu_0 = 2$. The black line is the theoretical prediction for the maximum growth rate γ_μ^{\max} (see Equation 27) that is attained at $k_\mu = \mu_0/2 = 1$ (see Equation 28). The runs with Gaussian initial fields, shown as red diamonds, lie on the theoretically predicted γ_μ^{\max} . The dotted line corresponds to the theoretical prediction for the growth rate $\gamma(k=1)$ at the scale of the box. The runs with an initial magnetic Beltrami field on $k=1$, shown as blue diamonds, lie on the theoretically predicted dotted curve $\gamma(k=1)$.

time $t_\eta = (\eta k_1^2)^{-1}$. The initial conditions for the magnetic field are chosen in the form of a Beltrami field on $k = k_1 = 1$.

The magnetic field is amplified exponentially over more than four orders of magnitude until it saturates after roughly eight diffusive times. Within the same time, the magnetic helicity $\langle \mathbf{A} \cdot \mathbf{B} \rangle$ increases over more than eight orders of magnitude. Since the sum of magnetic helicity and $2\mu/\lambda$ is conserved, the chemical potential μ decreases, in a nonlinear era of evolution, from the initial value $\mu_0 = 2$ to $\mu = 1$, resulting in a saturation of the laminar v_μ^2 dynamo.

3.2.3. Dynamo growth rate

In Figure 2, we show the growth rate of the magnetic field as a function of the chiral Mach number, Ma_μ . The black solid line in this figure shows the theoretical prediction for the maximum growth rate γ_μ^{\max} that is attained at $k_\mu = \mu_0/2 = 1$; see Equations (27) and (28). When the initial magnetic field is distributed over all spatial scales, like in the case of initial magnetic Gaussian noise, in which there is a nonvanishing magnetic field at k_μ ; that is inside the computational domain, the initial magnetic field is excited with the maximum growth rate as observed in the simulations. Consequently, the runs with Gaussian initial fields shown as red diamonds in Figure 2, lie on the theoretical curve γ_μ^{\max} . The dotted line in Figure 2 corresponds to the theoretical prediction for the growth rate γ at the scale of the box ($k=1$). The excitation of the magnetic field from an initial Beltrami field on $k=1$ occurs with growth rates in agreement with the theoretical dotted curve; see blue diamonds in Figure 2.

3.2.4. Dependence on initial conditions

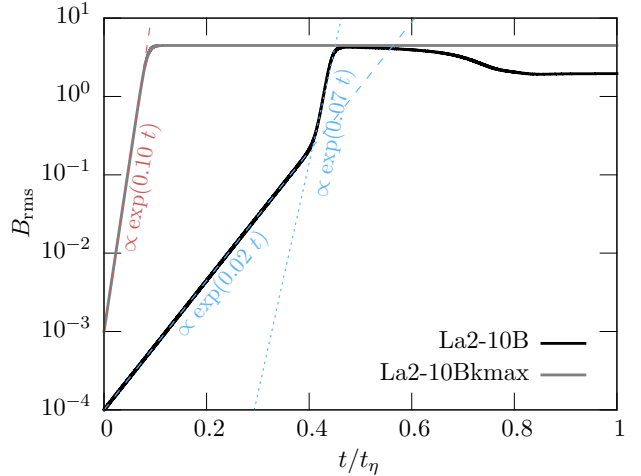


Figure 3. Laminar v_μ^2 dynamo: Time evolution of B_{rms} for two different initial conditions. The black line is for the dynamo instability started from an initial Beltrami field at $k=1$ (run La2-10B), while the blue line is for an initial Beltrami field with $k=10$ (run La2-10Bkmax). Fits in different regimes are indicated by thin lines. Both runs are for the initial value $\mu_0 = 20$, so that $k_\mu = 10$; and $\gamma_\mu^{\max} = 0.1$ (see Equation 27).

The initial conditions for the magnetic field are important mostly at early times. If the magnetic field is initially concentrated on the box scale, we expect to observe a growth rate $\gamma(k=1)$ as given by Equation (26). At later times, the spectrum of the magnetic field can, however, be changed, due to mode coupling, and be amplified with a larger growth rate. This behavior is observed in Figure 3, where an initial Beltrami field with $k=10$ is excited with maximum growth rate, since $\mu_0 = 20$. In Figure 3 we also consider another situation where the dynamo is started from an initial Beltrami field with $k=1$ (La2-10B). In this case, the dynamo starts with a growth rate $\gamma = 0.019$, which is consistent with the theoretical prediction for $\gamma(k=1)$. Later, after approximately $0.4 t_\eta$, the dynamo growth rate increases up to the value $\gamma = 0.07$, which is close to the maximum growth rate $\gamma_\mu^{\max} = 0.1$.

3.2.5. Saturation

The parameter λ in the evolution Equation (4), or the corresponding dimensionless parameter λ_μ in Equation (14), for the chiral chemical potential determines the nonlinear saturation of the chiral dynamo. We determine the saturation value of the magnetic field B_{sat} numerically for different values of λ_μ ; see Figure 4. We find that the saturation value of the magnetic field increases with decreasing λ_μ . This can be expected from the conservation law (8). If the initial magnetic energy is very small, we find from Equation (8) the following estimate for the saturated magnetic field during laminar chiral dynamo action:

$$B_{\text{sat}} \sim \left[\frac{\mu_0(\mu_0 - \mu_{\text{sat}})}{\lambda} \right]^{1/2}, \quad (29)$$

where μ_{sat} is the chiral chemical potential at saturation, and we use the estimate A by $2B/\mu_0$. Inspection of Figure 4 demonstrates a good agreement between theoretical

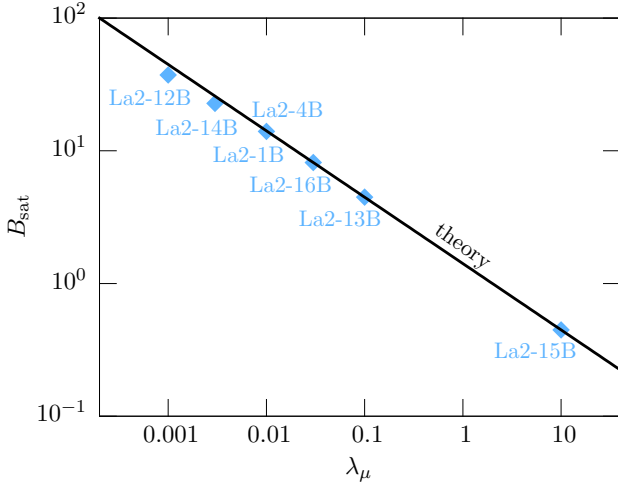


Figure 4. Laminar v_μ^2 dynamo: the saturation magnetic field strength for simulations with different λ_μ . Details for the different runs, given by labeled blue diamonds, can be found in Table 1.

(solid line) and numerical results (blue diamonds).

3.2.6. Effect of a nonvanishing flipping rate

In this section, we consider the influence of a nonvanishing chiral flipping rate on the v_μ^2 dynamo. A large flipping rate Γ_f decreases the chiral chemical potential μ ; see Equation (4). It can stop the growth of the magnetic field caused by the chiral dynamo instability.

Quantitatively, the influence of the flipping term can be estimated by comparing the last two terms of Equation (4). The ratio of these terms is

$$f_\mu \equiv \frac{\Gamma_f \mu_0}{\lambda \eta \mu_0 B_{\text{sat}}^2} = \frac{\Gamma_f}{\eta \mu_0^2}, \quad (30)$$

where we have used Equation (29) with $\mu_{\text{sat}} \ll \mu_0$ for the saturation value of the magnetic field strength. In Figure 5 we present the time evolution of B_{rms} and μ_{rms} for different values of f_μ . The reference run La2-15B, with zero flipping rate ($f_\mu = 0$), has been repeated with a finite flipping term. As a result, the magnetic field grows more slowly in the nonlinear era, due to the flipping effect, and it decreases the saturation level of the magnetic field; see Figure 5. For larger values of f_μ , the chiral chemical potential μ decreases quickly, leading to strong quenching of the v_μ^2 dynamo; see the blue lines in Figure 5.

3.3. Laminar chiral-shear dynamos

In this section, we consider laminar chiral dynamos in the presence of an imposed shearing velocity. Such a nonuniform velocity profile can be created in different astrophysical flows.

3.3.1. Theoretical aspects

We start by outlining the theoretical predictions for laminar chiral dynamos in the presence of an imposed shearing velocity; for details see Paper I. We consider the equilibrium configuration specified by the shear velocity $\mathbf{U}_{\text{eq}} = (0, Sx, 0)$, and $\mu = \mu_0 = \text{const}$. This implies

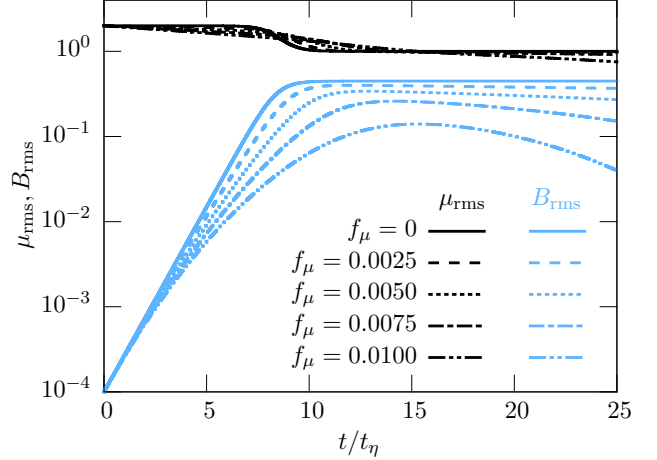


Figure 5. Laminar v_μ^2 dynamo: time evolution of the chiral chemical potential μ_{rms} (black lines) and the magnetic field B_{rms} (blue lines) for $f_\mu = 0$ (solid), $f_\mu = 0.0025$ (dashed), and $f_\mu = 0.01$ (dotted).

that the fluid has nonzero vorticity $\mathbf{W} = (0, 0, S)$ similar to differential (nonuniform) rotation. The functions $B_y(t, x, z)$ and $A(t, x, z)$ are determined by

$$\frac{\partial A(t, x, z)}{\partial t} = v_\mu B_y + \eta \Delta A, \quad (31)$$

$$\frac{\partial B_y(t, x, z)}{\partial t} = -S \nabla_z A - v_\mu \Delta A + \eta \Delta B_y. \quad (32)$$

We look for a solution to Equations (31) and (32) of the form $A, B_y \propto \exp[\gamma t + i(k_x x + k_z z - \omega t)]$. The growth rate of the dynamo instability and the frequency of the dynamo waves are given by

$$\gamma = \frac{|v_\mu k|}{\sqrt{2}} \left\{ 1 + \left[1 + \left(\frac{S k_z}{v_\mu k^2} \right)^2 \right]^{\frac{1}{2}} \right\}^{\frac{1}{2}} - \eta k^2 \quad (33)$$

and

$$\omega = \text{sgn}(\mu_0 k_z) \frac{S k_z}{\sqrt{2} k} \left\{ 1 + \left[1 + \left(\frac{S k_z}{v_\mu k^2} \right)^2 \right]^{\frac{1}{2}} \right\}^{-\frac{1}{2}}, \quad (34)$$

respectively. This solution describes a laminar v_μ^2 -shear dynamo for arbitrary values of the shear rate S .

Next, we consider a situation where the shear term on the right side of Equation (32) dominates, that is, where $|S \nabla_z A| \gg |v_\mu \Delta A|$. The growth rate of the dynamo instability and the frequency of the dynamo waves are then given by

$$\gamma = \left(\frac{|v_\mu S k_z|}{2} \right)^{1/2} - \eta k^2, \quad (35)$$

$$\omega = \text{sgn}(\mu_0 k_z) \left(\frac{|v_\mu S k_z|}{2} \right)^{1/2}. \quad (36)$$

The dynamo is excited for $k < |v_\mu S k_z / 2 \eta^2|^{1/4}$. The maximum growth rate of the dynamo instability and the

Table 2
Overview of Runs for the Chiral–Shear Dynamos (Reference Run in Bold)

simulation	λ_μ	$\frac{Ma_\mu}{10^{-3}}$	u_S	$\frac{k_\lambda}{10^{-4}\mu_0}$	$\frac{k_{\text{diff}}}{\mu_0}$
LaU-1B	1×10^{-9}	2.0	0.01	1.3	503
LaU-1G	1×10^{-9}	2.0	0.01	1.3	503
LaU-2B	1×10^{-9}	2.0	0.02	1.3	503
LaU-2G	1×10^{-9}	2.0	0.02	1.3	503
LaU-3B	1×10^{-9}	2.0	0.05	1.3	503
LaU-3G	1×10^{-9}	2.0	0.05	1.3	503
LaU-4B	1×10^{-9}	2.0	0.10	1.3	503
LaU-4G	1×10^{-5}	2.0	0.10	126	50
LaU-5B	1×10^{-9}	2.0	0.20	1.3	503
LaU-5G	1×10^{-9}	2.0	0.20	1.3	503
LaU-6B	1×10^{-9}	2.0	0.50	1.3	503
LaU-6G	1×10^{-9}	2.0	0.50	1.3	503
LaU-7G	1×10^{-8}	10	0.01	4.0	283
LaU-8G	1×10^{-8}	10	0.05	4.0	283
LaU-9G	1×10^{-8}	10	0.10	4.0	283
LaU-10G	1×10^{-8}	10	0.50	4.0	283

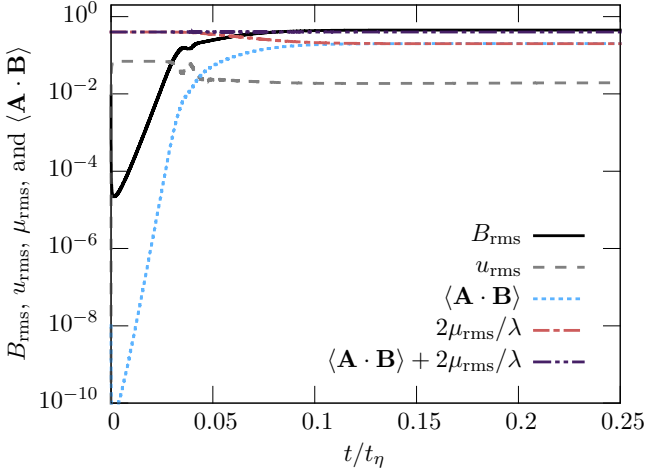


Figure 6. Laminar v_μ –shear dynamo: time evolution of the magnetic field B_{rms} , the velocity u_{rms} , the magnetic helicity $\langle \mathbf{A} \cdot \mathbf{B} \rangle$, the chemical potential μ_{rms} (multiplied by a factor of $2/\lambda$), and $\langle \mathbf{A} \cdot \mathbf{B} \rangle + 2\mu_{\text{rms}}/\lambda$ (run LaU-4G).

frequency $\omega = \omega(k = k_z^\mu)$ of the dynamo waves are attained at

$$k_z^\mu = \frac{1}{4} \left(\frac{2|S v_\mu|}{\eta^2} \right)^{1/3}, \quad (37)$$

and are given by

$$\gamma_\mu^{\text{max}} = \frac{3}{8} \left(\frac{S^2 v_\mu^2}{2\eta} \right)^{1/3} - \eta k_x^2, \quad (38)$$

$$\omega(k = k_z^\mu) = \frac{\text{sgn}(v_\mu k_z)}{2\eta} \left(\frac{S^2 v_\mu^2}{2\eta} \right)^{1/3}. \quad (39)$$

This solution describes the laminar v_μ –shear dynamo.

3.3.2. Simulations of the laminar v_μ –shear dynamo

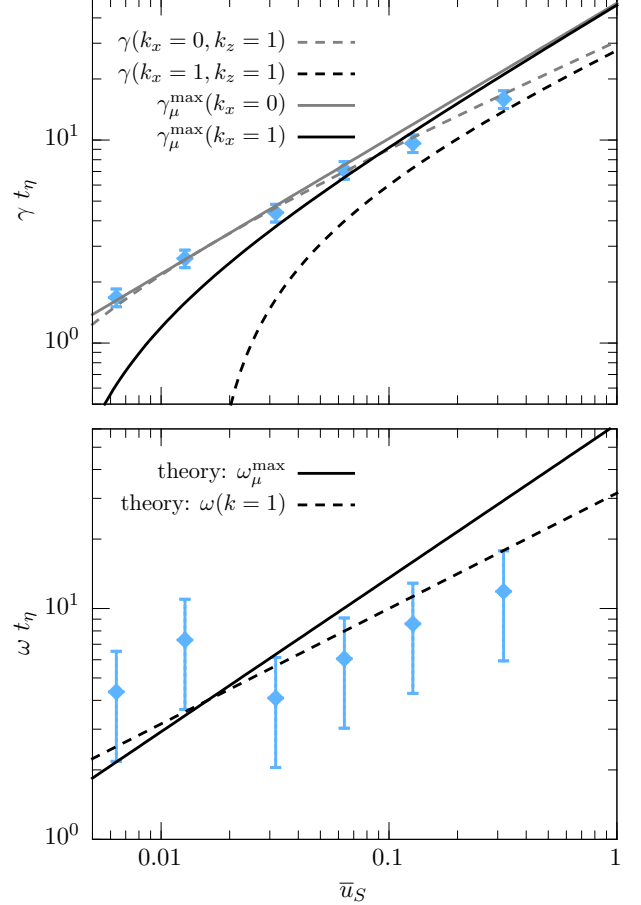


Figure 7. Laminar v_μ –shear dynamo: growth rate (top panel) and dynamo frequency (bottom panel) as a function of the mean shear \bar{u}_S for the Beltrami initial field (runs LaU- n B with $n = 1$ –6; see Table 2).

Since our simulations have periodic boundary conditions, we model shear velocities as $U_S = (0, u_S \cos x, 0)$. The mean shear velocity \bar{u}_S over half the box is $\bar{u}_S = (2/\pi)u_S$. In Figure 6 we show the time evolution of the magnetic field (which starts to be excited from a Gaussian initial field), the velocity u_{rms} , the magnetic helicity $\langle \mathbf{A} \cdot \mathbf{B} \rangle$, the chemical potential μ_{rms} (multiplied by a factor of $2/\lambda$), and $\langle \mathbf{A} \cdot \mathbf{B} \rangle + 2\mu_{\text{rms}}/\lambda$ for run LaU-4G. The growth rate for the chiral–shear dynamo (the v_μ^2 –shear dynamo) is larger than that for the laminar chiral dynamo (the v_μ^2 –dynamo). After a time of roughly $0.03 t_\eta$, the system enters a nonlinear phase, in which the velocity field is affected by the magnetic field, but the magnetic field can still increase slowly. Saturation of the dynamo occurs after approximately $0.1 t_\eta$.

For Gaussian initial fields, we have observed a short delay in the growth of the magnetic field. In both cases, the dynamo growth rate increases with increasing shear. As for the chiral v_μ^2 dynamo, we observe perfect conservation of the quantity $\langle \mathbf{A} \cdot \mathbf{B} \rangle + 2\mu_{\text{rms}}/\lambda$ in the simulations of the laminar v_μ –shear dynamo.

In Figure 7 we show the theoretical dependence of the growth rate γ and the dynamo frequency ω on the shear velocity \bar{u}_S for Beltrami initial conditions at different

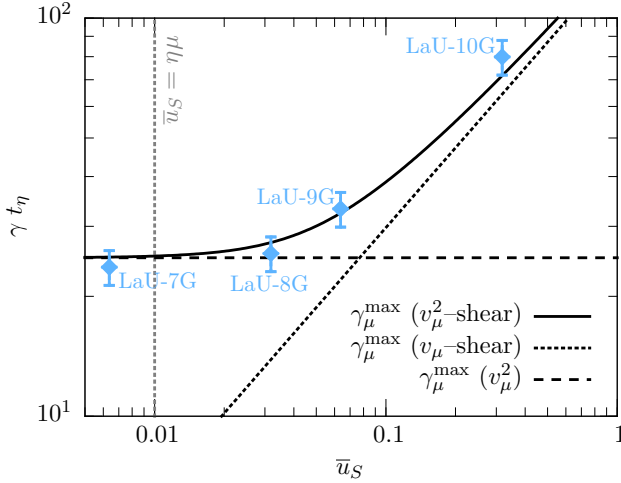


Figure 8. Laminar v_μ^2 -shear dynamo: growth rate γ as a function of mean shear \bar{u}_S . For comparison, we plot the maximum growth rate of v_μ^2 dynamo (27) and of the v_μ -shear dynamo (38). The solid black line is the theoretically predicted maximum growth rate (see Equation 33).

wavenumbers; see Equations (35) and (38). The dynamo growth rate is estimated from an exponential fit. The result of the fit depends slightly on the fitting regime, leading to an error of the order of 10%. The dynamo frequency is determined afterward by dividing the magnetic field strength by $\exp(\gamma t)$ and fitting a sine function. Due to the small amplitude and a limited number of periods of dynamo waves, the result is sensitive to the fit regime considered. Hence we assume a conservative error of 50% for the dynamo frequency. The blue diamonds correspond to the numerical results. Within the error bars, the theoretical and numerical results are in agreement.

3.3.3. Simulations of the laminar v_μ^2 -shear dynamo

The growth rate of chiral-shear dynamos versus mean shear in the range between $u_S = 0.01$ and 0.5 is shown in Figure 8. We choose a large initial value of the chemical potential, i.e. $\mu_0 = 10$, to ensure that k_{\max} is inside the box for all values of \bar{u}_S . We overplot the growth rates found from the simulations with the maximum growth rate given by Equation (33). In addition, we show the theoretical predictions for the limiting cases of the v_μ^2 and v_μ -shear dynamos; see Equations (27) and (38). Inspection of Figure 8 shows that the results obtained from the simulations agree with theoretical predictions.

4. CHIRAL MAGNETICALLY DRIVEN TURBULENCE

In this section we show that the CME can drive turbulence via the Lorentz force in the Navier-Stokes equation. When the magnetic field increases exponentially, due to the small-scale chiral magnetic dynamo with growth rate γ , the Lorentz force, $(\nabla \times \mathbf{B}) \times \mathbf{B}$, increases at the rate 2γ . The laminar dynamo occurs only up to the first nonlinear phase, when the Lorentz force starts to produce turbulence (referred to as chiral magnetically driven turbulence). We will also demonstrate here that, during the second nonlinear phase, a large-scale dynamo is excited by the chiral α_μ effect arising in chiral magnetically

driven turbulence. The chiral α_μ effect was studied using different analytical approaches in Paper I. This effect is caused by an interaction of the CME and fluctuations of the small-scale current produced by tangling magnetic fluctuations. These fluctuations are generated by tangling of the large-scale magnetic field through sheared velocity fluctuations. Once the large-scale magnetic field becomes strong enough, the chiral chemical potential decreases, resulting in the saturation of the large-scale dynamo instability.

This situation is similar to that of driving small-scale turbulence via the Bell instability in a system with an external cosmic-ray current (Bell 2004; Beresnyak & Li 2014), and the generation of a large-scale magnetic field by the Bell turbulence; see Rogachevskii et al. (2012) for details.

4.1. Mean-field theory for large-scale dynamos

In this section, we outline the theoretical predictions for large-scale dynamos based on mean-field theory; see Paper I for details. The mean induction equation is given by

$$\frac{\partial \bar{\mathbf{B}}}{\partial t} = \nabla \times [\bar{\mathbf{U}} \times \bar{\mathbf{B}} + (\bar{v}_\mu + \alpha_\mu) \bar{\mathbf{B}} - (\eta + \eta_T) \nabla \times \bar{\mathbf{B}}], \quad (40)$$

where $\bar{v}_\mu = \eta \bar{\mu}_0$, and we consider the following equilibrium state: $\bar{\mu}_{\text{eq}} = \bar{\mu}_0 = \text{const}$ and $\bar{\mathbf{U}}_{\text{eq}} = 0$. This mean-field equation contains additional terms that are related to the chiral α_μ effect and the turbulent magnetic diffusivity η_T . In the mean-field equation, the chiral v_μ effect is replaced by the mean chiral \bar{v}_μ effect. Note, however, that at large fluid and magnetic Reynolds numbers, the α_μ effect dominates the \bar{v}_μ effect.

To study the large-scale dynamo, we seek a solution to Equation (40), for small perturbations in the form $\bar{\mathbf{B}}(t, x, z) = \bar{B}_y(t, x, z) \mathbf{e}_y + \nabla \times [\bar{A}(t, x, z) \mathbf{e}_y]$, where \mathbf{e}_y is the unit vector directed along the y axis. The functions $\bar{B}_y(t, x, z)$ and $\bar{A}(t, x, z)$ are determined by

$$\frac{\partial \bar{A}(t, x, z)}{\partial t} = (\bar{v}_\mu + \alpha_\mu) \bar{B}_y + (\eta + \eta_T) \Delta \bar{A}, \quad (41)$$

$$\frac{\partial \bar{B}_y(t, x, z)}{\partial t} = -(\bar{v}_\mu + \alpha_\mu) \Delta \bar{A} + (\eta + \eta_T) \Delta \bar{B}_y, \quad (42)$$

where $\Delta = \nabla_x^2 + \nabla_z^2$, and the other components of the magnetic field are $\bar{B}_x = -\nabla_z \bar{A}$ and $\bar{B}_z = \nabla_x \bar{A}$.

We look for a solution of the mean-field equations (41) and (42) in the form

$$\bar{A}, \bar{B}_y \propto \exp[\gamma t + i(k_x x + k_z z)], \quad (43)$$

where the growth rate of the large-scale dynamo instability is given by

$$\gamma = |(\bar{v}_\mu + \alpha_\mu) k| - (\eta + \eta_T) k^2, \quad (44)$$

with $k^2 = k_x^2 + k_z^2$. The maximum growth rate of the large-scale dynamo instability, attained at the wavenumber

$$k \equiv k_\alpha = \frac{|\bar{v}_\mu + \alpha_\mu|}{2(\eta + \eta_T)}, \quad (45)$$

is given by

$$\gamma_{\alpha}^{\max} = \frac{(\bar{v}_{\mu} + \alpha_{\mu})^2}{4(\eta + \eta_T)} = \frac{(\bar{v}_{\mu} + \alpha_{\mu})^2}{4\eta(1 + \text{Re}_M/3)}. \quad (46)$$

For small magnetic Reynolds numbers, $\text{Re}_M = u_0 \ell_0 / \eta = 3\eta_T / \eta$, this equation yields the correct result for the laminar v_{μ}^2 dynamo; see Equation (27).

As was shown in Paper I, the CME in the presence of turbulence gives rise to the chiral α_{μ} effect. The expression for α_{μ} found for large Reynolds numbers and a weak mean magnetic field is

$$\alpha_{\mu} = -\frac{2}{3}\bar{v}_{\mu} \ln \text{Re}_M. \quad (47)$$

Since the α_{μ} effect in homogeneous turbulence is always negative, while the \bar{v}_{μ} effect is positive, the chiral α_{μ} effect decreases the \bar{v}_{μ} effect. Both effects compensate each other at $\text{Re}_M = 4.5$ (see Paper I). However, for large fluid and magnetic Reynolds numbers, $\bar{v}_{\mu} \ll |\alpha_{\mu}|$, and we can neglect \bar{v}_{μ} in these equations. This regime corresponds to the large-scale α_{μ}^2 dynamo.

4.2. DNS of chiral magnetically driven turbulence

We have performed a higher resolution (576^3) three-dimensional numerical simulation to study chiral magnetically driven turbulence. The chiral Mach number of this simulation is $\text{Ma}_{\mu} = 2 \times 10^{-3}$, the chiral nonlinearity parameter is $\lambda_{\mu} = 2 \times 10^{-7}$, and the magnetic and the chiral Prandtl numbers are unity. The velocity field is initially zero, and the magnetic field is Gaussian noise, with $B = 10^{-6}$.

The time evolution of B_{rms} , u_{rms} , $\langle \mathbf{A} \cdot \mathbf{B} \rangle$, μ_{rms} (multiplied by $2/\lambda$), and $\langle \mathbf{A} \cdot \mathbf{B} \rangle + 2\mu_{\text{rms}}/\lambda$ of chiral magnetically driven turbulence is shown in the top panel of Figure 9. Four phases can be distinguished:

(1) The kinematic phase of small-scale chiral dynamo instability resulting in exponential growth of small-scale magnetic field due to the CME. This phase ends approximately at $t = 0.05t_{\eta}$.

(2) The first nonlinear phase resulting in production of chiral magnetically driven turbulence. In this phase, u_{rms} grows from very weak noise over seven orders of magnitude up to nearly the equipartition value between turbulent kinetic and magnetic energies, due to the Lorentz force in the Navier-Stokes equation.

(3) The second nonlinear phase resulting in large-scale dynamos. In particular, the evolution of B_{rms} for $t > 0.12t_{\eta}$ is affected by the velocity field. During this phase, the velocity stays approximately constant, while the magnetic field continues to increase at a reduced growth rate in comparison with that of the small-scale chiral dynamo instability. In this phase, we also observe the formation of inverse energy transfer with a k^{-2} magnetic energy spectrum that was previously found and comprehensively analyzed by Brandenburg et al. (2017b) in DNS of chiral MHD with different parameters.

(4) The third nonlinear phase resulting in saturation of the large-scale dynamos, which ends at $\approx 0.45t_{\eta}$ when the large-scale magnetic field reaches the maximum value. The conserved quantity $\langle \mathbf{A} \cdot \mathbf{B} \rangle + 2\mu_{\text{rms}}/\lambda$ stays constant over all four phases. Saturation is caused by the λ term in the evolution equation of the chiral chemical

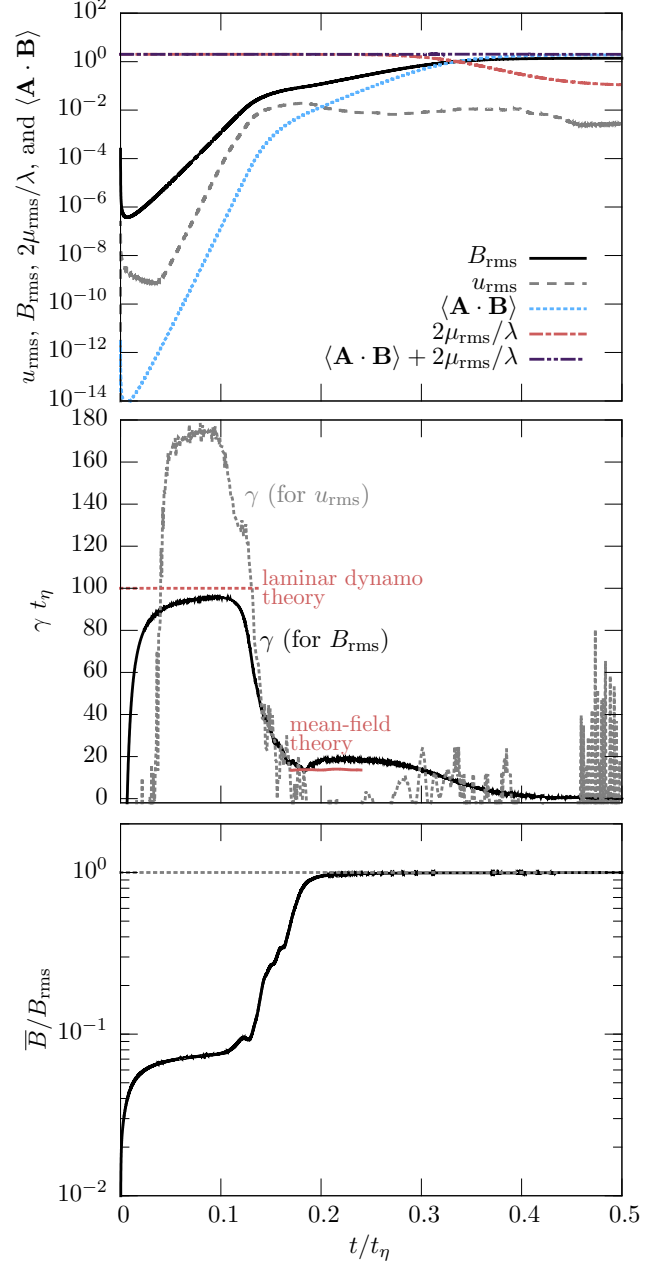


Figure 9. Chiral magnetically driven turbulence. Time evolution for different quantities.

potential, which leads to a decrease of μ from its initial value to 1.

The middle panel of Figure 9 shows the measured growth rate of B_{rms} as a function of time. In the kinematic phase, γ agrees with the theoretical prediction for the laminar chiral dynamo instability; see Equation (27), which is indicated by the dashed red horizontal line in the middle panel of Figure 9. During this phase, the growth rate of the velocity field, given by the dotted gray line in Figure 9, is larger by roughly a factor of two than that of the magnetic field. This is expected when turbulence is driven via the Lorentz force, which is quadratic in the magnetic field.

Once the kinetic energy is of the same order as the

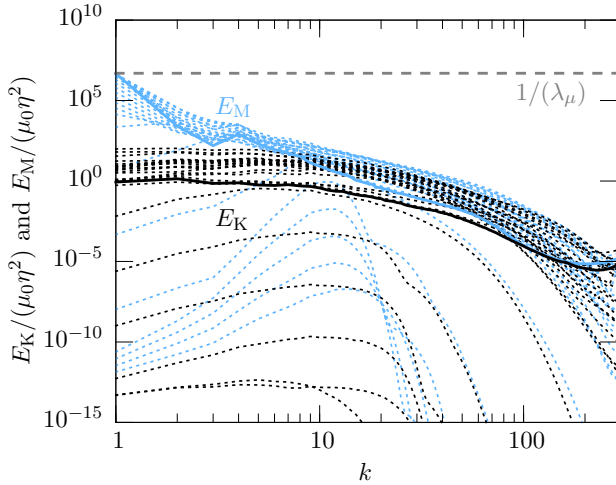


Figure 10. Chiral magnetically driven turbulence. Magnetic (blue lines) and kinetic (black lines) energy spectra are calculated at equal time differences, and the very last spectra are shown as solid lines.

magnetic energy, the growth rate of the magnetic field decreases abruptly by a factor of more than five. This is expected in the presence of turbulence, because the energy dissipation of the magnetic field is increased by turbulence due to turbulent magnetic diffusion. Additionally, however, a positive contribution to the growth rate comes from the chiral α_μ effect that causes large-scale dynamo instability.

The time evolution of the ratio of the mean magnetic field to the total field, \bar{B}/B_{rms} , is presented in the bottom panel of Figure 9. The mean magnetic field grows faster than the rms of the total magnetic field in the time interval between 0.14 and $0.2 t_\eta$. During this time, the large-scale (mean-field) dynamo operates, so magnetic energy is transferred to larger spatial scales. We now determine, directly from DNS, the growth rate of the large-scale dynamo using Equation (44). To this end, we determine the Reynolds number and the strength of the α_μ effect using the data from our DNS. Whereas the rms velocity is a direct output of the simulation, the turbulent forcing scale can be found from analysis of the energy spectra. The theoretical value based on these estimates at the time $0.2 t_\eta$ is indicated as the solid red horizontal line in the middle panel of Figure 9.

The evolution of kinetic and magnetic energy spectra is shown in Figure 10. We use equal time steps between the different spectra, covering the whole simulation time. The magnetic energy, indicated by blue lines, increases initially at $k = \mu_0/2 = 10$, which agrees with the theoretical prediction for the chiral laminar dynamo. The magnetic field drives a turbulent spectrum of the kinetic energy, as can clearly be seen in Figure 10 (indicated by black lines in Figure 10). The final spectral slope of the kinetic energy is roughly $-5/3$. The magnetic field continues to grow at small wavenumbers, producing a peak at $k = 1$ in the final stage of the time evolution.

We determine the correlation length of the magnetic field from the magnetic energy spectrum via

$$\xi_M(t) \equiv k_M^{-1}(t) = \frac{1}{\mathcal{E}_M(t)} \int k^{-1} E_M(k, t) dk. \quad (48)$$

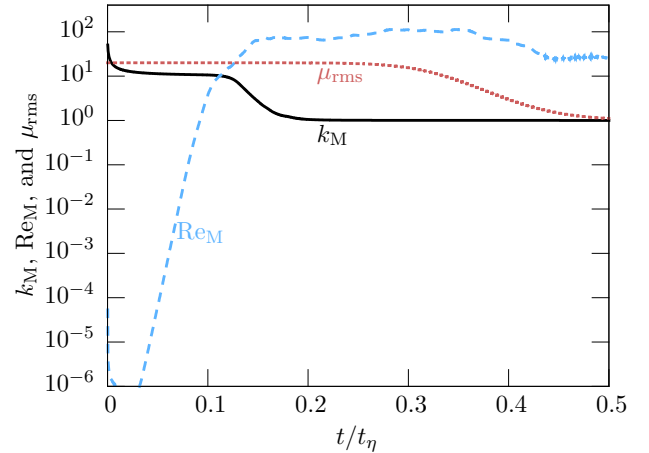


Figure 11. Chiral magnetically driven turbulence. The black solid line shows the inverse correlation length, k_M , of the magnetic energy, defined by Equation (48), as a function of time t . Using this wavenumber and the rms velocity, the fluid and magnetic Reynolds numbers are estimated (see Equation 49), that is shown by the dashed blue line.

The wavenumber k_M so defined coincides (up to a numerical factor of order unity) with the so-called tracking solution, $\Delta\mu_{\text{tr}}$ in Boyarsky et al. (2012). There it was demonstrated that, in the course of evolution, the chiral chemical potential follows $k_M(t)$. And, indeed, the evolution of k_M , shown in Figure 11, starts at around 10 (the value of $\mu_0/2$ in this simulation) and then decreases to $k_M = k_1$ (corresponding to the simulation box size) at $t \approx 0.18 t_\eta$. Interestingly, the chemical potential is affected by magnetic helicity only at much later times, as can be seen in Figure 11. Based on the wavenumber, k_M , we estimate the Reynolds numbers as

$$\text{Re}_M = \text{Re} = \frac{u_{\text{rms}}}{\nu k_M}. \quad (49)$$

Figure 11 shows that the Reynolds number increases exponentially, mostly due to the fast increase of u_{rms} , and saturates later at $\text{Re}_M \approx 10^2$. Similarly, the turbulent diffusivity can be estimated as

$$\eta_T = \frac{u_{\text{rms}}}{3 k_M}. \quad (50)$$

During the operation of the mean-field large-scale dynamo, we find that $\eta_T \approx 2.4 \times 10^{-3}$, which is about 24 times larger than the molecular diffusivity η . Using these estimates, we determine the chiral magnetic α_μ effect from Equation (47). The large-scale dynamo growth rate (44) is shown as the solid red horizontal line in the middle panel of Figure 9 and is in agreement with the DNS results shown as the black solid line.

Further analysis of the evolution of the magnetic field at different wavenumbers is presented in Figure 12. In the top panel, we display the magnetic energy at various wavenumbers as a function of time. In the kinematic phase, for $t < 0.1 t_\eta$, the fastest amplification occurs at $k = 10$, as can also be seen in the energy spectra. At wavenumbers $k < k_\mu$ there is an initial phase of magnetic dissipation, followed by an exponential increase of the field. The rapid transition between the two phases, which occurs at $t = 0.05 t_\eta$ for $k = 30$ in our example,

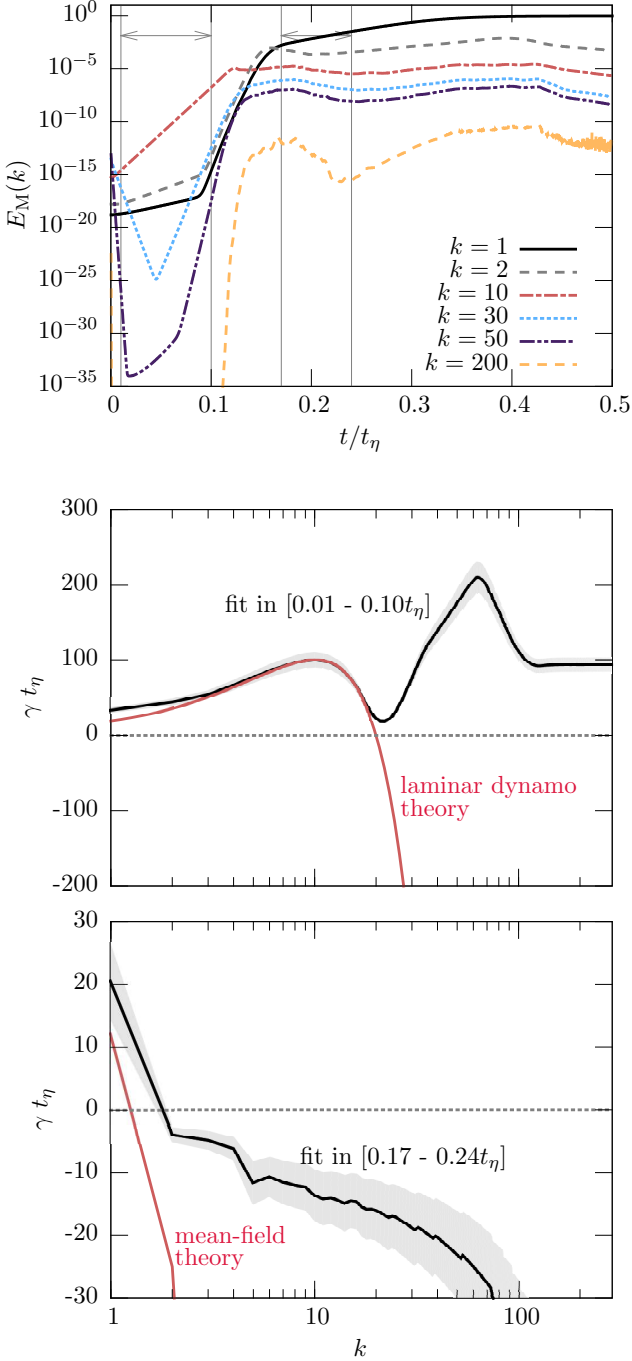


Figure 12. Chiral magnetically driven turbulence. The evolution of the magnetic energy E_M on different wavenumbers k (top panel). The growth rate as a function of k in different time intervals as given in the plot legend. The black line corresponds to a fit, while the theoretical expectations are given as a red line.

may lead to the impression of an interpolation between long time steps. In reality, however, the range $t = 0 - 0.1 t_\eta$ is resolved by approximately 500 time steps. At $t \approx 0.18 t_\eta$, the magnetic field grows only at $k = 1$. This confirms the idea that a large-scale (mean-field) dynamo operates. In the next two panels, we compare the observed growth rates as a function of wavenumber at different time intervals. The middle panel of Figure 12

shows the growth rate in the laminar phase, where we find good agreement with the theoretical predictions below $k \approx 20$. The resulting value for the growth rate depends on the accuracy of the fitting, and a typical error of 10% is shown by a gray uncertainty band in the middle panel of Figure 12. Also, the observed growth rate of the mean-field dynamo, which we find from fitting growth rates in the time interval $0.17 - 0.24 t_\eta$, is comparable to the prediction from mean-field theory, using our estimates for the Reynolds number (49) and the turbulent diffusivity (50). As the mean-field dynamo phase is followed by the nonlinear phase, the growth rate is more sensitive to the fitting regime. Hence we indicate a 30% uncertainty band in this phase. The time intervals for the two different fitting regimes are indicated by gray arrows in the top panel.

4.3. The effect of a strong initial magnetic field

The effect of changing the chiral nonlinearity parameter λ_μ is explored in Brandenburg et al. (2017b), who considered values between 2×10^{-6} and 200. Using dimensional analysis and simulations, they showed that the extension of the inertial range of the turbulence is approximately $\lambda_\mu^{-1/2}/4$. The ratio μ/k_λ is approximately 660 in our reference run for chiral magnetically driven turbulence, which was presented in the last section.

Brandenburg et al. (2017b) found that $E_M(k, t)$ is bound from above by the value of μ/λ . It is interesting to note that this also applies when the initial magnetic field strength exceeds this limit. To demonstrate this, we now present a simulation with an initial magnetic energy spectrum $\propto k^4$ for $k/k_1 < 60$ and exponential decrease for larger k with $v_A/c_s = 0.089$. We use $\mu_0 = 40$, $\eta = 5 \times 10^{-5}$, $\bar{\rho}\lambda = 8 \times 10^8$, $\text{Ma}_\mu = 0.0014$ and $\lambda_\mu = 2$. The result is shown in Figure 13.

At early times, $E_M/(\eta^2 \mu_0)$ overshoots the value of $(\mu/\lambda)/(\eta^2 \mu_0) = 1/\lambda_\mu$, but after a short time it follows this limit almost precisely. This shows that the bound on $E_M(k, t)$ is obeyed even when the initial field strength exceeds this value.

4.4. Stages of chiral magnetically driven turbulence

This DNS demonstrates that the magnetic field evolution proceeds in the following distinct stages:

- (1) Small-scale chiral dynamo instability.
- (2) First nonlinear stage when the Lorentz force drives small-scale turbulence.
- (3) Formation of inverse energy transfer with a k^{-2} magnetic energy spectrum; see Brandenburg et al. (2017b) for details.
- (4) Generation of large-scale magnetic fields by chiral magnetically driven turbulence.
- (5) Decrease of the chemical potential and saturation of the large-scale chiral dynamo.

Although the magnetic field cannot grow any further, the spectrum continues to move to smaller wavenumbers in a shape-invariant fashion (see Brandenburg & Kahniashvili 2017). This implies that the magnetic integral scale $\xi_M \equiv k_M^{-1}$ continues to grow and the magnetic energy continues to decrease proportional to $t^{-2/3}$ with $\langle B^2 \rangle_{\xi_M} \approx \text{const}$.

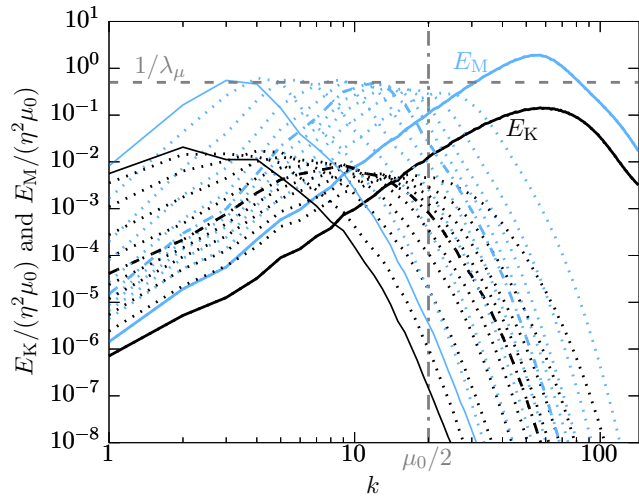


Figure 13. Chiral magnetically driven turbulence. Evolution of the magnetic (blue lines) and kinetic (black lines) energy spectrum for a run with large initial magnetic field on a small spatial scale. The initial spectra are shown as thick solid lines; later spectra have equal time intervals up to $0.025 t_\eta$ (shown in thick dashed lines). Above $t = 0.025 t_\eta$, the time intervals increase by a factor of two, until the final spectra are reached, presented here as thin solid lines. The horizontal dashed gray line shows $1/\lambda_\mu$, the upper limit predicted by the chiral conservation law, and the vertical gray line shows the scale where the growth rate of the small-scale chiral instability reaches its maximum.

5. DNS OF LARGE-SCALE DYNAMOS IN FORCED, NONHELICAL, AND HOMOGENEOUS TURBULENCE

In this section, we study the evolution of the magnetic field in the presence of forced, nonhelical, and homogeneous turbulence in order to control the turbulence parameters in the chiral MHD simulations. Chiral dynamos in forced turbulence can be described by the mean-field chiral MHD equations. The theoretical results related to the mean-field chiral dynamos obtained in Paper I have been outlined in Section 4.1.

5.1. DNS setup for externally forced turbulence

To study chiral large-scale dynamos, we perform three-dimensional DNS with externally forced turbulence and a spatial resolution of 200^3 . In run Ta2-10, the resolution is 280^3 (see Table 3). Turbulence is driven via the forcing term $\mathbf{f}(\mathbf{x}, t)$ in Equation (2). The forcing function is nonhelical and localized around the wavenumber k_f ; see Haugen et al. (2004) for details. For the runs presented in the following, we choose $k_f = 4$ and 10. These values are small enough for the fluid and magnetic Reynolds numbers, $\text{Re} = u_{\text{rms}}/(\nu k_f)$ and $\text{Re}_M = u_{\text{rms}}/(\eta k_f)$, respectively, to be sufficiently large for turbulence to develop. At the same time, k_f is large enough for a clear separation between the box scale and the forcing scale, allowing to study of mean-field (large-scale) dynamos. In the numerical simulations, we vary Ma_μ , λ_μ , and Re (see Table 3).

For comparison with the results from mean-field theory, the simulations need to fulfill the following criteria:

- To capture the maximum amplification inside the

Table 3
Overview of Runs With Externally Forced Turbulence (Reference Run in Bold)

	μ_0	$\frac{\text{Ma}_\mu}{10^{-3}}$	$\frac{\lambda_\mu}{10^{-6}}$	$\frac{k_\lambda}{10^{-3}\mu_0}$	$\frac{k_{\text{diff}}}{\mu_0}$	k_f	Re_M (early \rightarrow late)
Ta2-1	20	8	16	160	4.5	10	24 \rightarrow 19
Ta2-2	20	4	4.0	80	63	10	36 \rightarrow 28
Ta2-3	20	8	16	160	45	10	16 \rightarrow 14
Ta2-4	20	4	4.0	80	63	10	4 \rightarrow 13
Ta2-5	20	8	160	51	80	10	24 \rightarrow 18
Ta2-6	20	8	1.6	51	80	10	16 \rightarrow 14
Ta2-7	30	12	32	230	38	4	42 \rightarrow 58
Ta2-8	30	9	18	160	43	4	58 \rightarrow 65
Ta2-9	30	9	13.5	150	47	4	82 \rightarrow 74
Ta2-10	40	8	16	160	45	4	119 \rightarrow 107

numerical domain with $k_{\text{box}} = 2\pi/L_{\text{box}} = 1$, the condition $k_{\text{max}} > 1$ needs to be fulfilled. As shown in Equation (45), k_{max} is proportional to η/η_T , which is inversely proportional to the magnetic Reynolds number Re_M . As a result, the chemical potential needs to be sufficiently large for $k_{\text{max}} > 1$.

- Due to nonlocal effects, the turbulent diffusivity η_T is generally scale-dependent and decreases above k_f (Brandenburg et al. 2008). For comparison with mean-field theory, the chiral dynamo instability has to occur on scales $k < k_f$, where $\eta_T \approx u_{\text{rms}}/(3k_f)$. Note, however, that the presence of a mean kinetic helicity in the system caused by the CME (see Paper I) can increase the turbulent diffusivity η_T for moderate magnetic Reynolds numbers by up to 50% (Brandenburg et al. 2017a).
- To simplify the system, we avoid classical small-scale dynamo action, which occurs at magnetic Reynolds numbers larger than $\text{Re}_{M,\text{crit}} \approx 50$.

5.2. DNS of chiral dynamos in forced turbulence

The time evolution of different quantities in our reference run is presented in Figure 14. The magnetic field first increases first exponentially, with a growth rate $\gamma \approx 60 t_\eta^{-1}$, which is about a factor of 1.6 lower than that expected for the laminar v_μ^2 dynamo; see the middle panel of Figure 14. This difference seems to be caused by the presence of random forcing; see discussion below. At approximately $0.2 t_\eta$, the growth rate decreases to a value of $\gamma \approx 15 t_\eta^{-1}$ consistent with that of the mean-field chiral α_μ^2 dynamo, before saturation occurs at $0.4 t_\eta$. The evolution of B_{rms} is comparable qualitatively in chiral magnetically produced turbulence; see Figure 9. An additional difference from the latter is the value of $u_{\text{rms}} \approx 0.1$ for externally forced turbulence, which is controlled by the intensity of the forcing function. An indication of the presence of a mean-field dynamo is the evolution of $\overline{B}/B_{\text{rms}}$ in the bottom panel of Figure 14, which reaches a value of unity at $0.3 t_\eta$.

The energy spectra presented in Figure 15 support the large-scale dynamo scenario. First, the magnetic energy increases at all scales, and, at later times, the maximum of the magnetic energy is shifted to smaller wavenumbers, finally producing a peak at $k = 1$, i.e., the smallest possible wavenumber in our periodic domain.

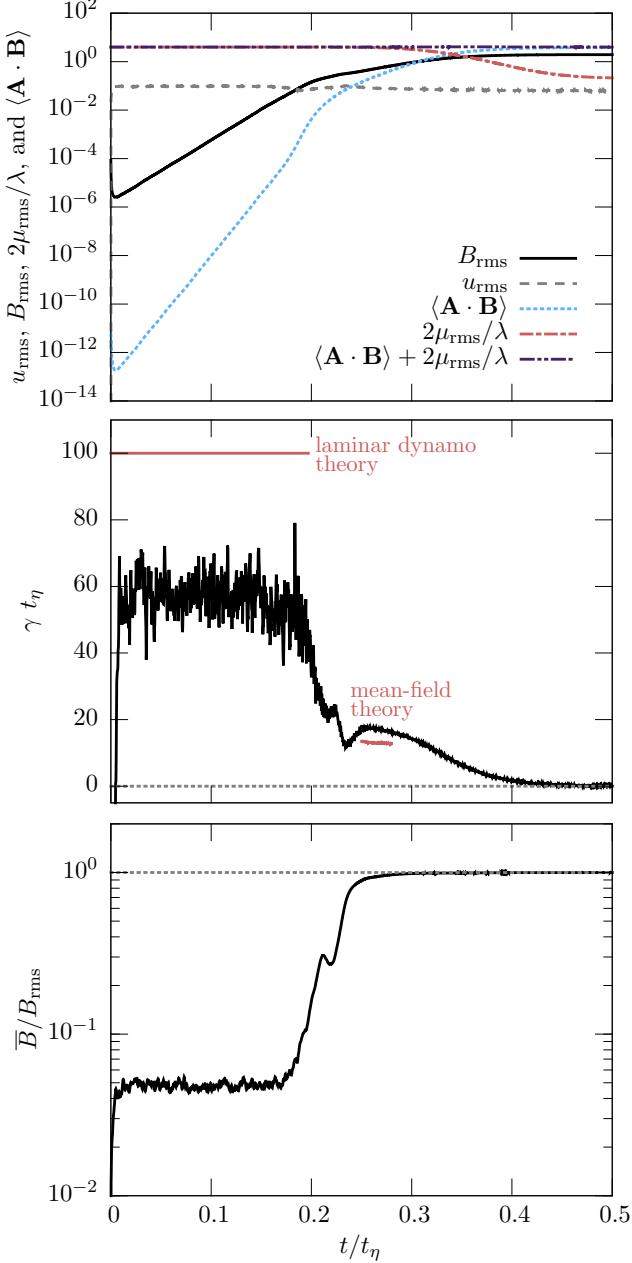


Figure 14. Externally forced turbulence. Time evolution of the magnetic field, the velocity field, and the chemical potential, as well as the mean value of the magnetic helicity (top panel). The middle panel shows the growth rate of B_{rms} as a function of time (solid black line). The red lines are theoretical expectations in different dynamo phases. In the bottom panel, the ratio of the mean magnetic field to the total field B_{rms} is presented.

A detailed analysis of the growth of magnetic energy is presented in Figure 16. In the first phase, the growth rate of the magnetic field is independent of the wavenumber k (see top panel), due to a coupling between different modes. The growth rate measured in this phase is less than that in the laminar case (see middle panel), due to a scale-dependent turbulent diffusion caused by the random forcing.

Within the time interval $(0.22\text{--}0.28)t_\eta$, only the magnetic field at $k = 1$ increases. This is clearly seen in

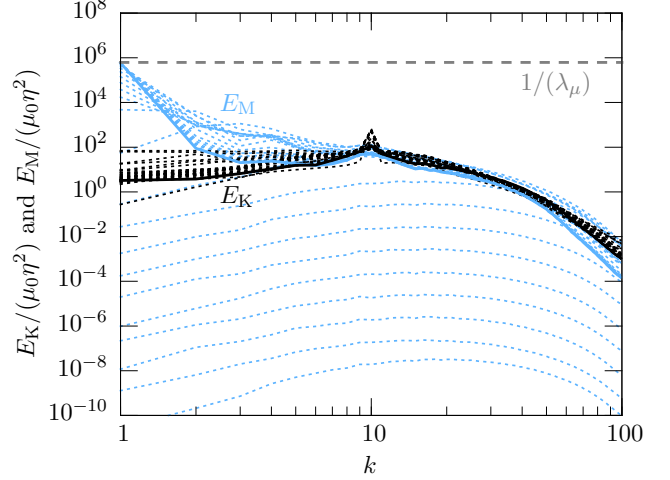


Figure 15. Externally forced turbulence. Evolution of kinetic (black lines) and magnetic energy spectra (blue lines) for the reference run Ta2-5. The ratio μ_0/λ is indicated by the horizontal dashed line.

the bottom panel of Figure 16, where we show the evolution of the magnetic energy at different wavenumbers k . The growth rate of the mean-field dynamo, which is determined at $k = 1$, agrees with the result from mean-field theory, given by Equation (51). There is a small dependence of the resulting mean-field growth rate on the exact fitting regime. If the phase of the mean-field dynamo is very short, changing the fitting range can affect the result by a factor up to 30%. We use the latter value as an estimate of the uncertainty in the growth rate, and, in addition, indicate an error of 20% in determining the Reynolds number, which is caused by the temporal variations of u_{rms} .

5.3. Dependence on the magnetic Reynolds number

Based on the mean-field theory developed in Paper I, we expect the following. Using the expression for the α_μ effect given by Equation (47), the maximum growth rate (46) for the mean-field dynamo can be rewritten as a function of the magnetic Reynolds number:

$$\gamma_{\text{max}}(\text{Re}_M) = \frac{\bar{v}_\mu^2(1 - 2/3 \ln \text{Re}_M)^2}{4\eta(1 + \text{Re}_M/3)}, \quad (51)$$

where the ratio $\eta_T/\eta = \text{Re}_M/3$.

We perform DNS with different Reynolds numbers to test the scaling of $\gamma_{\text{max}}(\text{Re}_M)$ given by Equation (51). The parameters of the runs with externally forced turbulence are summarized in Table 3. We vary $\nu (= \eta)$, the forcing wavenumber k_f , as well as the amplitude of the forcing, to determine the function $\gamma_{\text{max}}(\text{Re}_M)$. In the initial phase, u_{rms} is constant in time. Once large-scale turbulent dynamo action occurs, there are additional minor variations in u_{rms} , because the system is already in the nonlinear phase. The nonlinear terms in the Navier-Stokes equation lead to a modification of the velocity field at small spatial scales, which affects the value of u_{rms} and results in the small difference between the initial and final values of the Reynolds numbers (see Table 3).

According to Equation (45), the wavenumber associated with the maximum growth rate of the large-scale

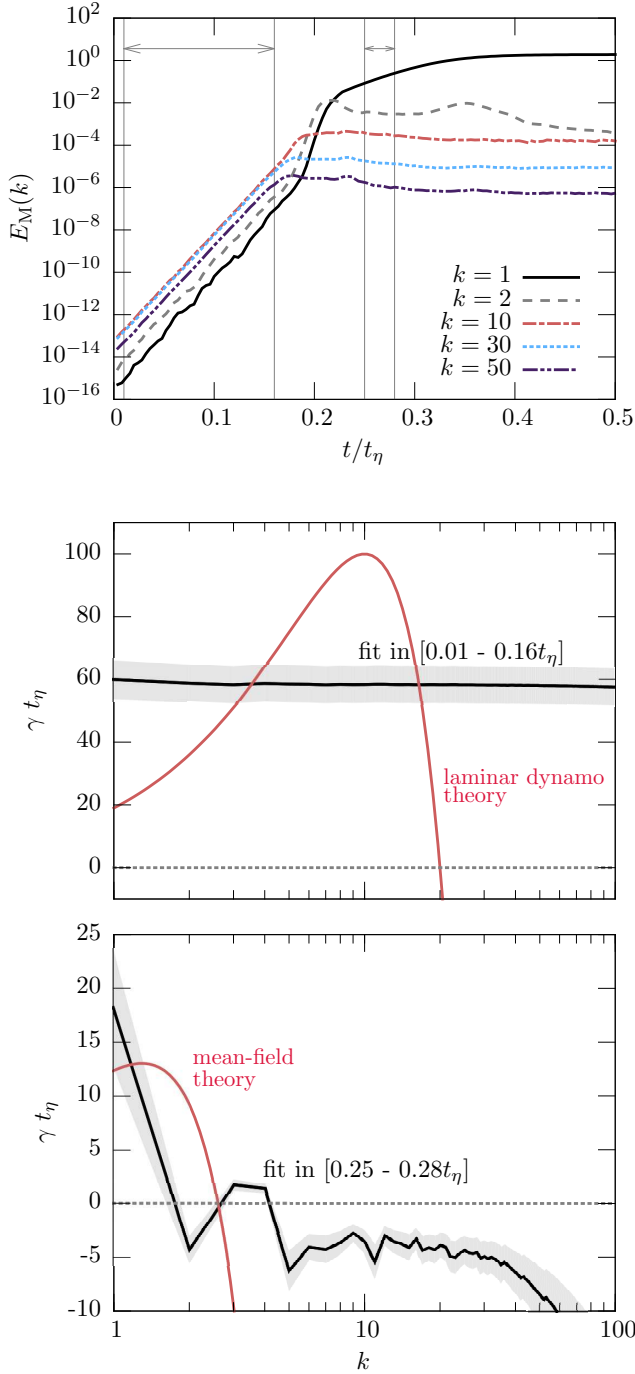


Figure 16. Externally forced turbulence. Time evolution of the magnetic energy at different wavenumbers k (top panel). The remaining panels show the growth rates as a function of scale in different fit intervals.

turbulent dynamo instability decreases with increasing Re_M . In order to keep this mode inside the computational domain and hence to compare the measured growth rate with the maximum one given by Equation (51), we vary the value of μ_0 in our simulations. The variation of μ_0 and the additional variation of η for scanning through the Re_M parameter space, implies that Ma_μ changes correspondingly.

The values of the nonlinear parameter λ should be

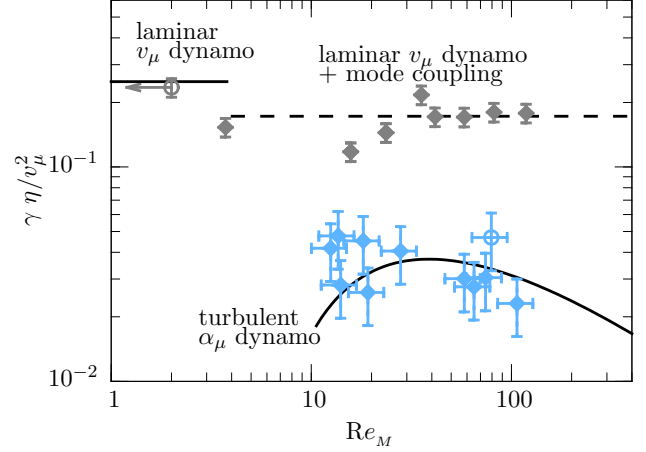


Figure 17. Externally forced turbulence and chiral magnetically driven turbulence. The normalized growth rate $\gamma \eta/v_\mu^2$ of the magnetic field as a function of the magnetic Reynolds number Re_M . The gray data points show the growth rate in the initial, purely kinematic phase of the simulations. The blue data points show the measured growth rate of the magnetic field on $k = 1$, when the large-scale dynamo occurs. The diamond-shaped data points represent simulations of forced turbulence, while the dot-shaped data points refer to the case of chiral magnetically driven turbulence. The growth rate observed in the initial laminar phase for the case of chiral magnetically driven turbulence is shown at $Re_M = 2$, with the left arrow indicating that the actual Re_M is much lower and out of the plot range at this time; see Figure 11.

within a certain range. Indeed, the saturation value of the magnetic field, given by Equation (29), is proportional to $\lambda^{-1/2}$. In order for the Alfvén velocity not to exceed the sound speed, which would result in a very small time step in DNS, λ should not be below a certain value. On the other hand, λ should not be too large, as in this case the dynamo would saturate quickly, and there is only a very short time interval of the large-scale dynamo. In this case, determining the growth rate of the mean-field dynamo, and hence comparing with the mean-field theory, is difficult.

In Figure 17 we show the normalized growth rate $\gamma \eta/v_\mu^2$ of the magnetic field as a function of the magnetic Reynolds number Re_M . The gray data points show the growth rate in the initial, purely kinematic phase of the simulations. The blue data points show the measured growth rate of the magnetic field on $k = 1$, when the large-scale dynamo occurs. For comparison of the results with externally forced turbulence (indicated as diamond-shaped data points), we show in Figure 17 also the results obtained for the dynamo in chiral magnetically driven turbulence, which are indicated as dots.

In DNS with externally forced turbulence, we see in all cases a reduced growth rate due to mode coupling. Contrary to the case with externally forced turbulence, in DNS with the chiral magnetically driven turbulence, we do initially observe the purely laminar dynamo with the growth rate given by Equation (27), because there is no mode coupling in the initial phase of the magnetic field evolution in this case. On the other hand, the measured growth rates of the mean-field dynamo in both cases agree (within the error bars) with the growth rates obtained from the mean-field theory.

6. CHIRAL MHD DYNAMOS IN ASTROPHYSICAL RELATIVISTIC PLASMAS

In this section, the results for the nonlinear evolution of the chiral chemical potential, the magnetic field, and the turbulent state of the plasma found in this paper are applied to astrophysical relativistic plasmas. We begin by discussing the role of chiral dynamos in the early universe and identify conditions under which the CME affects the generation and evolution of cosmic magnetic fields. Finally, in Section 6.2, we examine the importance of the CME in proto-neutron stars (PNEs).

6.1. Early Universe

In spite of many possible mechanisms that can produce magnetic fields in the early universe (see, e.g., Widrow 2002; Widrow et al. 2012; Durrer & Neronov 2013; Giovannini 2004; Subramanian 2016, for reviews), understanding the origin of cosmic magnetic fields remains an open problem. Their generation is often associated with nonequilibrium events in the universe (e.g., inflation or phase transitions). A period of particular interest is the electroweak (EW) epoch, characterized by temperatures of 10^{15} K ($k_B T \sim 100$ GeV). Several important events take place around this time: the electroweak symmetry gets broken, photons appear while intermediate vector bosons become massive, and the asymmetry between matter and antimatter appears in the electroweak baryogenesis scenario (Kuzmin et al. 1985); see, for example, the review by Morrissey & Ramsey-Musolf (2012). Magnetic fields of appreciable strength can be generated as a consequence of these events (Vachaspati 1991; Olesen 1992; Enqvist & Olesen 1993; Enqvist 1994; Vachaspati & Field 1994; Gasperini et al. 1995; Davidson 1996; Baym et al. 1996; Vachaspati 2001; Semikoz 2011). Their typical correlation length $\xi_M^{(ew)} \sim (\alpha_{em} T)^{-1}$ corresponds to only a few centimeters today – much less than the observed correlation scales of magnetic fields in galaxies or galaxy clusters. Therefore, in the absence of mechanisms that can increase the comoving scale of the magnetic field beyond $\xi_M^{(ew)}$, such fields were deemed to be irrelevant to the problem of cosmic magnetic fields (for discussion, see, e.g., Durrer & Caprini 2003; Caprini et al. 2009; Saveliev et al. 2012; Kahniashvili et al. 2013b).

The situation may change if (i) the magnetic fields are helical and (ii) the plasma is turbulent. In this case, an inverse transfer of magnetic energy may develop, which leads to a shift of the typical scale of the magnetic field to progressively larger scales (Brandenburg et al. 1996; Christensson et al. 2001; Banerjee & Jedamzik 2004; Kahniashvili et al. 2013b). The origin of such turbulence has been unknown. An often considered paradigm is that a random magnetic field, generated at small scales, produces turbulent motions via the Lorentz force. However, continuous energy input is required. If this is not the case, the magnetic field decays: $\langle B^2 \rangle \sim t^{-2/3}$ as the correlation scale grows (Biskamp & Müller 1999; Kahniashvili et al. 2013b), so that $\langle B^2 \rangle \xi_M = \text{const}$.

In the present work, we demonstrated that the presence of a finite chiral charge in the plasma at the EW epoch is sufficient to satisfy the above requirements (i) and (ii). As a result,

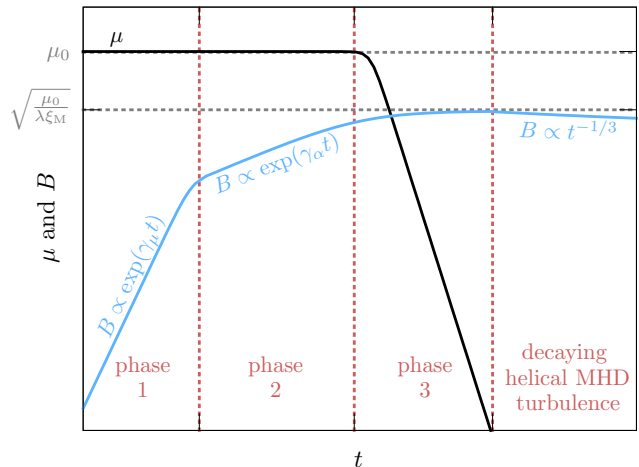


Figure 18. Chiral MHD dynamos in the early universe. Sketch of the different phases of the chiral mean-field dynamo. From left to right: small-scale chiral dynamo (phase 1), large-scale turbulent dynamo (phase 2), and saturation (phase 3). After saturation of the dynamo, the magnetic magnetic field dissipates. The upper horizontal dotted line shows the initial value of μ and the lower one the “saturation limit,” given by Eq. (60).

- (1) helical magnetic fields are excited,
- (2) turbulence with large Re_M is produced, and
- (3) the comoving correlation scale increases.

We discuss each of these phases in detail below.

6.1.1. Generation and evolution of cosmic magnetic fields in the presence of a chiral chemical potential

Although it is not possible to perform numerical simulations with parameters matching those of the early universe, the results of the present paper allow us to make qualitative predictions about the fate of cosmological magnetic fields generated at the EW epoch in the presence of a chiral chemical potential.

All of the main stages of the magnetic field evolution, summarized in Section 4.4, can occur in the early universe (a sketch of the main phases is provided in Figure 18).

Phase 1. At this initial stage, the small-scale chiral dynamo instability develops at scales around ξ_μ , where

$$\xi_\mu \equiv \frac{2}{|\mu_0|}, \quad (52)$$

and

$$\mu_0 \approx 4\alpha_{em} \frac{\mu_5}{\hbar c} \approx 1.5 \times 10^{14} \text{ cm}^{-1} \frac{\mu_5}{100 \text{ GeV}}. \quad (53)$$

The chemical potential μ_5 can be approximated by the thermal energy $k_B T$ for order-of-magnitude estimates. In what follows, we provide numerical estimates for $\mu_5 = 100$ GeV which corresponds to the typical thermal energy of relativistic particles at the EW epoch. The characteristic energy at the quantum chromodynamics phase transition is ≈ 100 MeV where the quark–gluon plasma turns into hadrons. We stress, however, that the MHD formalism is only valid if the scales considered are larger than the mean free path given by Equation (6). Comparing the chiral instability scale k_μ^{-1} with ℓ_{mfp} results in the condition $\mu_5 \ll k_B T 4\pi^2 \alpha_{em} \ln((4\pi\alpha_{em})^{-1/2})$. Strictly

speaking, modeling a system that does not fulfill this condition requires full kinetic theory as described, for example, in [Chen et al. \(2013\)](#) or in [Akamatsu & Yamamoto \(2013\)](#).

The growth rate of an initially weak magnetic field in the linear stage of the chiral dynamo instability is given by Equation (27):

$$\gamma_\mu^{\max} = \frac{\mu_0^2 \eta}{4} \approx 2.4 \times 10^{19} T_{100}^{-1} \text{ s}^{-1}. \quad (54)$$

For the value of the magnetic diffusivity $\eta = c^2/(4\pi\sigma)$ in the early universe, we adopted the conductivity σ from Equation (1.11) of [Arnold et al. \(2000\)](#). Numerically,

$$\eta(T) = 7.3 \times 10^{-4} \frac{\hbar c^2}{k_B T} \approx 4.3 \times 10^{-9} T_{100}^{-1} \text{ cm}^2 \text{ s}^{-1}, \quad (55)$$

where $T_{100} = 1.2 \times 10^{15} \text{ K}$ (so that $k_B T_{100} = 100 \text{ GeV}$). As a result, the number of e -foldings over one Hubble time t_H is

$$\gamma_\mu^{\max} t_H \gg 1,$$

where

$$t_H = H^{-1}(T) \approx 4.8 \times 10^{-11} g_{100}^{-1/2} T_{100}^{-2} \text{ s} \quad (56)$$

(here g_* is the number of relativistic degrees of freedom and $g_{100} = g_*/100$). We should stress that this picture has been known before and was described in many previous works ([Joyce & Shaposhnikov 1997](#); [Fröhlich & Pedrini 2000, 2002](#); [Boyarsky et al. 2012](#)).

We note that a nonzero chiral flipping rate Γ_f has been discussed in the literature ([Campbell et al. 1992](#); [Boyarsky et al. 2012](#); [Dvornikov & Semikoz 2015c](#); [Boyarsky et al. 2015](#); [Sigl & Leite 2016](#)). In Section 3.2.6, we have found in numerical simulations that the flipping term affects the evolution of the magnetic field only for large values of f_μ , when the flipping term is of the order of or larger than the λ_μ term in Equation (14); see also Equation (30) and Figure 5. When adopting the estimate in [Brandenburg et al. \(2017b\)](#) of $f_\mu \approx 1.6 \times 10^{-7}$, chirality flipping is not likely to play a significant role for the laminar v_μ^2 dynamo in the early universe at very high temperatures of the order of 100 GeV. However, Γ_f depends on the ratio $m_e c^2/(k_B T)$ and thus suppresses all chiral effects once the universe has cooled down to $k_B T \approx m_e c^2$ ([Boyarsky et al. 2012](#)). At this point, we stress again that the true value of μ_0 is unknown and has here been set to the thermal energy in Equation (53). If it turns out that the initial value of the chiral chemical potential is much smaller than the thermal energy, f_μ becomes larger, and the flipping rate can play a more important role already during the initial phases of the chiral instability in the early universe. This scenario is not considered in the following discussion.

In the regime of the laminar v_μ^2 dynamo, one could reach $\mathcal{O}(10^9)$ e -folds over the Hubble time t_H ; see lower panel of Figure 19. However, as shown in this work, already after a few hundred e -foldings, the magnetic field starts to excite turbulence via the Lorentz force. This happens once the magnetic field is no longer force-free. Once the flow velocities reach the level $v_\mu = \mu_0 \eta$, nonlinear terms are no longer small, small-scale turbulence is produced, and the next phase begins.

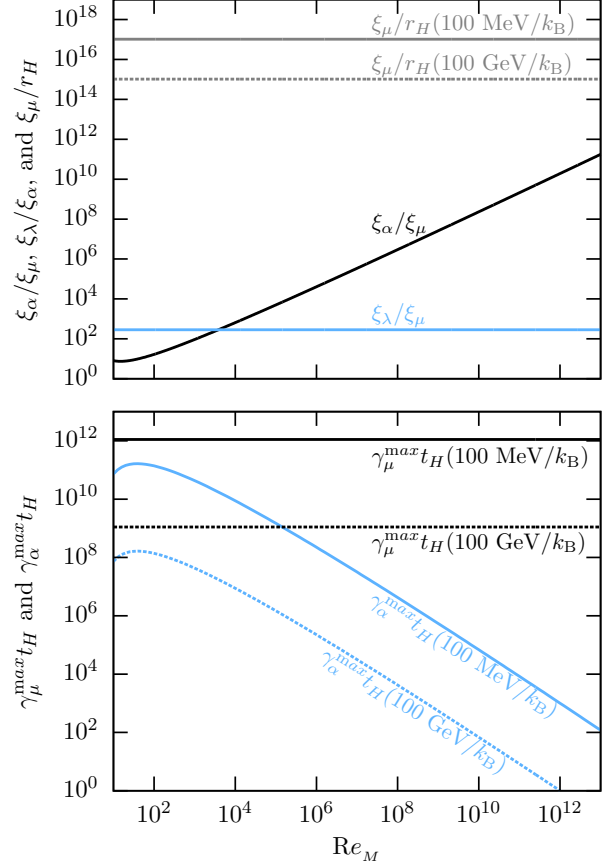


Figure 19. Chiral MHD dynamos in the early universe. The ratios between ξ_α of the turbulence-driven dynamo (Eq. (45)) and scale ξ_μ (Equation (52)), as well as the ratio between ξ_μ and the Hubble radius at different temperatures. In the top panel, furthermore, the ratio ξ_μ/ξ_λ is presented. Maximum growth rates over the Hubble time for laminar (γ_μ^{\max}) and turbulent (γ_α^{\max}) regimes are shown in the bottom panel.

Phase 2. The subsequent evolution of the magnetic field depends on the strength of the chiral magnetically excited turbulence. This has been shown in the mean-field analysis of [Rogachevskii et al. \(2017\)](#) and is confirmed by the present work; see, for example, Figure 17. The growth rate and instability scale depend on the magnetic Reynolds number; see Equations (44)–(46). The maximum growth rate for $\text{Re}_M \gg 1$ is given by

$$\gamma_\alpha^{\max} = \gamma_\mu^{\max} \frac{4}{3} \frac{(\ln \text{Re}_M)^2}{\text{Re}_M}, \quad (57)$$

where γ_μ^{\max} is given by Equation (54). For the early universe, it is impossible to determine the exact value of the magnetic Reynolds number from the numerical simulations, but one expects $\text{Re}_M \gg 1$ and we show in Figure 19 that, in a wide range of magnetic Reynolds numbers, $1 \ll \text{Re}_M \ll 6 \times 10^{12}$, the number of e -foldings during one Hubble time is much larger than 1. The turbulence efficiently excites magnetic fields at scales much larger than ξ_μ (Figure 19, top panel).

Using dimensional analysis and DNS, [Brandenburg et al. \(2017b\)](#) demonstrated that the resulting spectrum of the magnetic fields behaves as $E_M \propto k^{-2}$ between k_μ and k_λ , given by Equation (21).

The wavenumber k_λ depends on the nonlinearity parameter λ , defined by Equation (5), which, in the early universe, is given by

$$\lambda = 3\hbar c \left(\frac{8\alpha_{\text{em}}}{k_{\text{B}}T} \right)^2 \approx 1.3 \times 10^{-17} T_{100}^{-2} \text{ cm erg}^{-1}. \quad (58)$$

We note that this expression is, strictly speaking, only valid when $k_{\text{B}}T \gg \max(|\mu_L|, |\mu_R|)$ and modifications might be expected outside of this regime. Further, the mean density of the plasma

$$\bar{\rho} = \frac{\pi^2}{30} g_* \frac{(k_{\text{B}}T)^4}{\hbar^3 c^5} \approx 7.6 \times 10^{26} g_{100} T_{100}^4 \text{ g cm}^{-3}. \quad (59)$$

The ratio $\xi_\lambda/\xi_\mu = k_\mu/k_\lambda$ is presented in the top panel of Figure 19, but we note that the exact numerical coefficient in the condition $k_\mu/k_\lambda \gg 1$ might depend on Re_M .

Phase 3. The stage of large-scale turbulent dynamo action ends with the *saturation phase* (see Section 4.4 and Figure 18). At this stage, the total chiral charge (determined by the initial conditions) gets transferred to magnetic helicity. As shown in Boyarsky et al. (2012) (see also Joyce & Shaposhnikov (1997) for earlier work, as well as Tashiro et al. (2012) and Hirono et al. (2015) for more discussion), and confirmed by numerical simulations in Brandenburg et al. (2017b) and in the present work, the chiral chemical potential μ follows k_M at this stage and thus decreases with time. Therefore, most of the chiral charge will be transferred with time into magnetic helicity,

$$\langle \mathbf{A} \cdot \mathbf{B} \rangle \simeq \xi_M \langle \mathbf{B}^2 \rangle \rightarrow \frac{2\mu_0}{\lambda}, \quad (60)$$

switching off the CME (the end of Phase 3 in Figure 18).

6.1.2. Chiral MHD and cosmic magnetic fields

Magnetic fields produced by chiral dynamos are fully helical. Once the CME has become negligible, the subsequent phase of decaying helical turbulence begins and the magnetic energy decreases, while the magnetic correlation length increases in such a way that the magnetic helicity (60) is conserved for very small magnetic diffusivity (Biskamp & Müller 1999; Kahniashvili et al. 2013b).

Based on Equation (60), one can estimate the magnetic helicity *today*; see also Brandenburg et al. (2017b). Taking as an estimate for the chiral chemical potential $\mu_5 \sim k_{\text{B}}T$ (this means that the density of the chiral charge is of the order of the number density of photons), one finds

$$\langle \mathbf{B}^2 \rangle_{\xi_M} \simeq \frac{\hbar c}{4\alpha_{\text{em}}} \frac{g_0}{g_*} n_\gamma^{(0)} \simeq 6 \times 10^{-38} \text{ G}^2 \text{ Mpc}. \quad (61)$$

Here, the present number density of photons is $n_\gamma^{(0)} = 411 \text{ cm}^{-3}$, and the ratio $g_0/g_* \approx 3.36/106.75$ of the effective relativistic degrees of freedom today and at the EW epoch appears, because the photon number density dilutes as T^3 while the magnetic helicity dilutes as a^{-3} . We recall that, to arrive at the numerical value in $\text{G}^2 \text{ Mpc}$ given in Equation (61), an additional 4π factor was applied to convert to Gaussian units.

Under the assumption that the spectrum of the cosmic magnetic field is sharply peaked at some scale ξ_0 (as is the

case in all of the simulations presented here), the lower bounds on magnetic fields, inferred from the nonobservation of GeV cascades from TeV sources (Neronov & Vovk 2010; Tavecchio et al. 2010; Dolag et al. 2011) can be directly translated into a bound on magnetic helicity today. The observational bound scales as $|\mathbf{B}| \propto \xi_0^{-1/2}$ for $\xi_0 < 1 \text{ Mpc}$ (Neronov & Vovk 2010) and therefore $\langle \mathbf{B}^2 \rangle_{\xi_0} = \text{const} > 8 \times 10^{-38} \text{ G}^2 \text{ Mpc}$. The numerical value is obtained using the most conservative bound $|\mathbf{B}| \geq 10^{-18} \text{ G}$ at 1 Mpc (Dermer et al. 2011, see also Durrer & Neronov 2013). These observational constraints for intergalactic magnetic fields are compared to the magnetic field produced in chiral MHD for different values of the initial chiral chemical potential in Figure 20.

The limit given by Equation (61) is quite general. It does not rely on chiral MHD or the CME, but simply reinterprets the bounds of Neronov & Vovk (2010), Tavecchio et al. (2010), Dolag et al. (2011), and Dermer et al. (2011) as bounds on magnetic helicity. Given such an interpretation, we conclude that *if cosmic magnetic fields are helical and have a cosmological origin, then at some moment in the history of the universe the density of chiral charge was much larger than $n_\gamma(T)$* . This chiral charge can be, for example, in the form of magnetic helicity or of chiral asymmetry of fermions, or both. To generate such a charge density, some new physics beyond the Standard Model of elementary particles is required. Below we list several possible mechanisms that can generate large initial chiral charge density:

(1) The upper bound in Equation (61) assumes that only one fermion of the Standard Model developed a chiral asymmetry $\sim n_\gamma$. Many fermionic species are present in the plasma at the electroweak epoch. They all can have a left–right asymmetric population of comparable size, increasing the total chirality by a factor $\mathcal{O}(10)$, which makes the estimate (61) consistent with the lower bound from Dermer et al. (2011). One should check, of course, whether for more massive fermions the chirality flipping rate is much slower than the dynamo growth rate determined by Equation (54).

(2) The estimate (61) assumed that left–right asymmetry was created via thermal processes. Of course, new physics at the EW epoch can result in nonthermal production of chiral asymmetry (e.g. via decays of some long-lived particles), thus leading to $n_5 \gg n_\gamma$ and so increasing the limit (61).

(3) The left–right asymmetry may be produced as a consequence of the decay of helical *hypermagnetic* fields prior to the EW epoch. Such a scenario, relating hypermagnetic helicity to the chiral asymmetry, has been discussed previously, such as in Giovannini & Shaposhnikov (1998) and Semikoz et al. (2012). A conservation law similar to that of (10) exists also for hypermagnetic fields, and the decay of the latter may cause asymmetric populations of left and right states.

(4) In our analysis, we have not taken into account the chiral vortical effect (Vilenkin 1979). For nonvanishing chemical potential, it leads to an additional current along the direction of vorticity (see, e.g., Tashiro et al. 2012).

From the point of view of chiral MHD, the value of μ_0 (to which this bound is proportional) is just an initial condition and therefore can take arbitrary values. Once

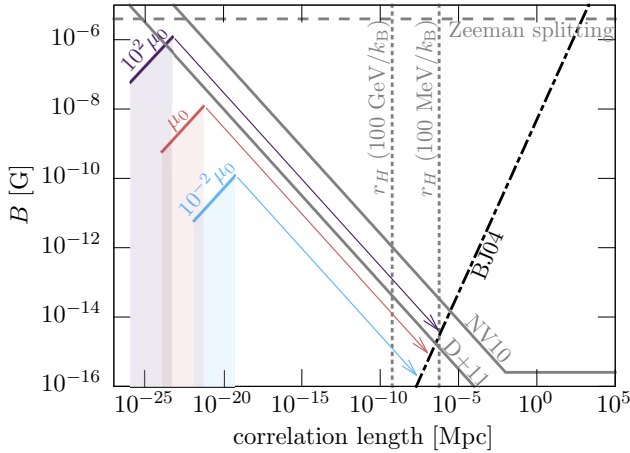


Figure 20. Chiral MHD dynamo in the early universe. The magnetic field strength resulting from a chiral dynamo as a function of correlation length in comoving units and comparison with observational constraints. The differently colored lines show the chiral magnetically produced magnetic field strength in the range between the injection length μ^{-1} and the saturation length k_λ^{-1} ; see Equations (52) and (21), respectively. The colors indicate different values of the chiral chemical potential: Red refers to the value of μ_0 given in Equation (53), blue to $10^{-2}\mu_0$, and purple to $10^2\mu_0$. The dashed gray line is an upper limit on the intergalactic magnetic field from Zeeman splitting. Solid gray lines, refer to the lower limits reported by [Neronov & Vovk \(2010\)](#) (“NV10”) and [Dermer et al. \(2011\)](#) (“D+11”), respectively. The vertical dotted gray lines show the horizon at $k_B T = 100 \text{ GeV}$ and 100 MeV correspondingly. The thin colored arrows refer to the nonlinear evolution of magnetic fields in an inverse cascade in helical turbulence up to the final value as given in [Banerjee & Jedamzik \(2004\)](#) (line “BJ04”).

an initial condition with a large value of μ_0 has been generated, the subsequent evolution (as described above) does not require any new physics.

Moreover, the coupled evolution of magnetic helicity and chiral chemical potential is *unavoidable* in the relativistic plasma and should be an integral part of relativistic MHD (as was discussed in Paper I).

6.2. PNSs and the CME

In this section, we explore whether the CME and chiral dynamo can play a role in the development of strong magnetic fields in neutron stars. A PNS is a stage of stellar evolution after the supernova core collapse and before the cold and dense neutron star is formed (see, e.g., [Pons et al. 1999](#)). PNSs are characterized by high temperatures (typically $k_B T \sim \mathcal{O}(10) \text{ MeV} \gg m_e c^2$), large lepton number density (electrons Fermi energy $\mu_e \sim$ a few hundreds of MeV), the presence of turbulent flows in the interior, and quickly changing environments. Once the formation of a neutron star is completed, its magnetic field can be extremely large. Neutron stars that exceed the quantum electrodynamic limit $B_{\text{QED}} \equiv m_e^2 c^3 / (e\hbar) \approx 4.4 \times 10^{13} \text{ G}$ are known as “magnetars” (see, e.g., [Mereghetti et al. 2015](#); [Turolla et al. 2015](#); [Kaspi & Beloborodov 2017](#), for recent reviews). The origin of such strong magnetic fields remains unknown, although many explanations have been proposed; see, for example, [Duncan & Thompson \(1992\)](#), [Akiyama et al. \(2003\)](#), and [Ferrario & Wickramasinghe \(2006\)](#).

The role of the CME in the physics of (proto)neutron stars and their contribution to the generation of strong magnetic fields have been discussed in a number of works ([Charbonneau & Zhitnitsky 2010](#); [Ohnishi & Yamamoto 2014](#); [Dvornikov & Semikoz 2015b,c](#); [Grabowska et al. 2015](#); [Dvornikov 2016](#); [Sigl & Leite 2016](#); [Yamamoto 2016](#)).

6.2.1. Chiral MHD in PNSs

During the formation of a PNS, electrons and protons are converted into neutrons, leaving behind left-handed neutrinos. This is known as the Urca process ($e + p \rightarrow n + \nu_e$; [Haensel 1995](#)). If the chirality-flipping timescale, determined by the electron’s mass, is longer than the instability scale, the net chiral asymmetry in the PNS can lead to the generation of magnetic fields. This scenario has been discussed previously ([Ohnishi & Yamamoto 2014](#); [Sigl & Leite 2016](#); [Grabowska et al. 2015](#)). The chiral turbulent dynamo discussed in this work can be relevant for the physics of PNSs and can affect our conclusions about the importance of the CME. However, to make a detailed quantitative analysis, a number of factors should be taken into account:

(1) The rate of the Urca process is strongly temperature dependent ([Lattimer et al. 1991](#); [Haensel 1995](#)). The temperatures inside PNSs are only known with large uncertainties, and the cooling occurs on a scale of seconds (see, e.g., [Pons et al. 1999](#)), making estimates of the Urca rates uncertain by orders of magnitude.

(2) The chirality flipping rate that aims to restore the depleted population of left-chiral electrons is also expected to be temperature dependent (see, e.g., [Grabowska et al. 2015](#); [Sigl & Leite 2016](#)).

(3) The neutrinos produced via the Urca process are trapped in the interior of a PNS and can release the chiral asymmetry back into the plasma via the $n + \nu_e \rightarrow e + p$ process. Therefore, only when the star becomes transparent to neutrinos (as the temperature drops to a few MeV) does the creation of chiral asymmetry can become significant.

Modeling the details of PNS cooling and neutrino propagation is beyond the scope of this paper. Below we perform the estimates that demonstrate that chiral MHD can significantly change the picture of the evolution of a PNS.

6.2.2. Estimates of the relevant parameters

An upper limit of the chiral chemical potential can be estimated by assuming that $n_L = 0$ and $n_R = n_e$ (all left-chiral electrons have been converted into neutrinos, and the rate of chirality flipping is much slower than other relevant processes). This leads to the estimate $\mu_5 \simeq \mu_e$ and correspondingly

$$\mu_{\text{max}} = 4\alpha_{\text{em}} \frac{\mu_e}{\hbar c} \approx 4 \times 10^{11} \text{ cm}^{-1} \left(\frac{\mu_e}{250 \text{ MeV}} \right), \quad (62)$$

where we have used a typical value of the electron’s Fermi energy μ_e ([Pons et al. 1999](#)). For an ultrarelativistic *degenerate* electron gas (i.e., when $\mu_e \gg k_B T \gg m_e c^2$), the relation between the number density of electrons, n_e , and their Fermi energy, μ_e , is

$$\mu_e = \hbar c (2\pi^2 n_e)^{1/3} \approx 250 \text{ MeV} \left(\frac{n_e}{10^{38} \text{ cm}^{-3}} \right)^{1/3}. \quad (63)$$

The interior of neutron stars is a conducting medium whose conductivity is estimated to be (Baym et al. 1969; Kelly 1973):

$$\sigma(T) = \sqrt{3} \left(\frac{4}{\pi} \right)^{3/2} \frac{\hbar^4 c^2}{e m_p^{3/2}} \frac{n_e^{3/2}}{k_B^2 T^2} \quad (64)$$

$$\approx 1 \times 10^{27} \left(\frac{1 \text{ MeV}}{k_B T} \right)^2 \left(\frac{n_e}{10^{38} \text{ cm}^{-3}} \right)^{3/2} \text{ s}^{-1} \quad (65)$$

(there is actually a difference in the numerical coefficient $\mathcal{O}(1)$ between the results of Baym et al. (1969) and Kelly (1973)). Using Equation (65), we find the magnetic diffusion coefficient to be

$$\eta(T) \approx 7 \times 10^{-8} \text{ cm}^2 \text{ s}^{-1} \left(\frac{k_B T}{1 \text{ MeV}} \right)^2 \left(\frac{10^{38} \text{ cm}^{-3}}{n_e} \right)^{3/2}. \quad (66)$$

Therefore, we can determine the the maximum growth rate of the small-scale chiral instability (27) as

$$\gamma_\mu^{\max} = \frac{\mu_{\max}^2 \eta}{4} \approx 2 \times 10^{15} \text{ s}^{-1} \left(\frac{\mu_e}{250 \text{ MeV}} \right)^2 \left(\frac{k_B T}{1 \text{ MeV}} \right)^2. \quad (67)$$

We see that over a characteristic time $\tau_{\text{cool}} \sim 1 \text{ s}$ (the typical cooling time), the magnetic field would increase by many e -foldings. In fact, using a flipping rate of $\Gamma_f = 10^{14} \text{ s}$, as suggested in Grabowska et al. (2015) for $\mu_e = 100 \text{ MeV}$ and $k_B T = 30 \text{ MeV}$, we find that f_μ ranges from $\approx 9 \times 10^{-3}$ down to $\approx 9 \times 10^{-7}$ for the range between $k_B T = 1 \text{ MeV}$ and $k_B T = 100 \text{ MeV}$. Hence the evolution of the chemical potential and the chiral dynamo is weakly affected by flipping reactions.

As in Section 6.1.1, the phase of the small-scale instability ends when turbulence is excited. It should be stressed, however, that unlike the early universe, the interiors of PNSs are expected to be turbulent with high Re_M even in the absence of chiral effects (with Re_M as large as 10^{17}); see Thompson & Duncan (1993). Therefore, the system may find itself in the forced turbulence regime of Section 5.2. Figure 21 shows that in a wide range of magnetic Reynolds numbers, one can have many e -foldings over a typical timescale of the PNS and that the scale of the magnetic field can reach macroscopic size.

6.2.3. Estimate of magnetic field strengths

A dedicated analysis, taking into account temperature and density evolution of the PNS as well as its turbulent regimes, is needed to make detailed predictions. Here we will make the estimates of the strength of the magnetic field, similar to Section 6.1 above. To this end, we use the conservation law (10), assuming $\mu_0 = \mu_{\max}$. In the PNS case, the plasma is degenerate, and therefore the relation between n_5 and μ_5 is given by

$$n_5 = \frac{\mu_5}{3\pi^2} (3\mu_e^2 + \pi^2 T^2) \quad (68)$$

(in the limit $\mu_5 \ll T$). As a result, the chiral feedback parameter λ is

$$\lambda_{\text{PNS}} = \frac{\hbar c \pi^2}{2} \left(\frac{8\alpha_{\text{em}}}{\mu_e} \right)^2, \quad (69)$$

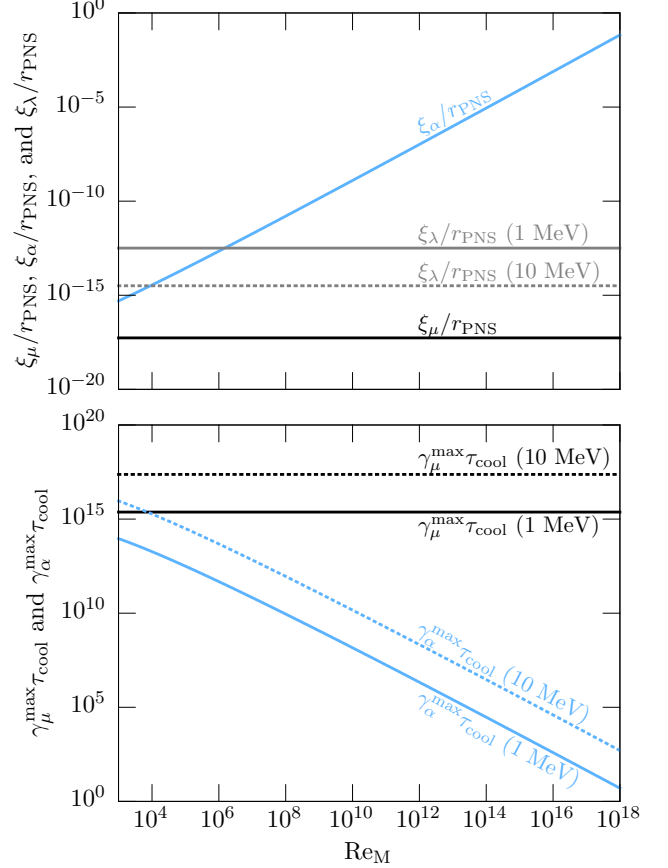


Figure 21. Chiral MHD dynamo in PNSs. Laminar and turbulent growth rate multiplied by the cooling timescale (top panel) and the characteristic scales of chiral MHD normalized by the typical radius of the PNS $r_{\text{PNS}} \sim 10 \text{ km}$ (bottom panel). The estimates are presented as a function of Re_M . The initial value of the chiral chemical potential is assumed at the level (62) and the we use $\mu_e = 250 \text{ MeV}$. Since the conductivity is temperature dependent, the ratios including η are presented for both $k_B T = 1 \text{ MeV}$ and $k_B T = 10 \text{ MeV}$.

which determines the wavenumber $k\lambda$; see Equation (21). The corresponding length scale $\xi_\lambda = k_\lambda^{-1}$ is presented in the top panel of Figure 21, where we assume a mean density of the PNS of $\bar{\rho}_{\text{PNS}} = 2.8 \times 10^{14} \text{ g cm}^{-3}$.

Using Equations (62) and (69), we find

$$(B^2 \xi)_{\max} = \frac{4\pi \mu_{\max}}{\lambda_{\text{PNS}}} = \frac{\mu_e^3}{2(\hbar c)^2 \alpha_{\text{em}}} \quad (70)$$

$$\approx 1.4 \times 10^{24} \text{ G}^2 \text{ cm} \left(\frac{\mu_e}{250 \text{ MeV}} \right)^3. \quad (71)$$

Assuming for the maximum correlation scale $\xi_{\text{PNS}} \sim 1 \text{ cm}$ (see Figure 21), we find that magnetic field strength is of the order of

$$B_{\max} \approx 1.2 \times 10^{12} \text{ G} \left(\frac{\mu_e}{250 \text{ MeV}} \right)^{3/2} \left(\frac{1 \text{ cm}}{\xi_M} \right)^{1/2}. \quad (72)$$

Notice that the estimate (70) is independent of T (but depends strongly on the assumed value of μ_e).

Our estimates have demonstrated that the chiral MHD could be capable of generating strong small-scale magnetic fields. *Therefore, chiral effects should be included in the modeling of evolution of PNSs.*

7. CONCLUSIONS

In this work, we have presented results from numerical simulations of chiral MHD that include the temporal and spatial evolution of magnetic fields, plasma motions, and the chiral chemical potential. The latter, characterizing the asymmetry between left- and right-handed fermions, gives rise to the CME, which results in the excitation of a small-scale chiral dynamo instability.

Our numerical simulations are performed for the system of chiral MHD equations (1)–(4) that was derived in Paper I. This system of equations is valid for plasmas with high electric conductivity, that is, in the limit of high and moderately high Reynolds numbers. Chiral flipping reactions are neglected in most of the simulations. In the majority of the runs, the initial conditions are a very weak magnetic seed field and a high chiral chemical potential. Both initially force-free systems and systems with external forcing of turbulence are considered. With our numerical simulations, we confirm various theoretical predictions of the chiral laminar and turbulent large-scale dynamos discussed in Paper I.

Our findings from DNS can be summarized as follows:

- The evolution of magnetic fields studied here in DNS agrees with the predictions made in Paper I for all types of laminar dynamos. In particular, the scalings of the maximum growth rate of the chiral dynamo instability $\gamma_\mu \propto v_\mu^2$ for the v_μ^2 dynamo (see Figure 2) and $\gamma_\mu \propto (Sv_\mu)^{2/3}$ for the v_μ -shear dynamo (see Figure 7) have been confirmed. Additionally, the transitional regime of an v_μ^2 -shear dynamo, where the contributions from the v_μ^2 - and shear terms are comparable, agrees with theoretical predictions, as can be seen in Figure 8. In our DNS, the scale-dependent amplification of the magnetic field in the laminar chiral dynamo is observed in the energy spectra; see, for example, Figure 10 where the maximum growth rate of the v_μ^2 dynamo instability is attained at wavenumber $k_\mu = \mu_0/2$.
- The conservation law (8) for total chirality implies a maximum magnetic field strength of the order of $B_{\text{sat}} \approx (\mu_0 \xi_M / \lambda)^{1/2}$. This dependence of B_{sat} on the chiral nonlinearity parameter λ has been confirmed numerically and is presented in Figure 4.
- The CME can drive turbulence efficiently via the Lorentz force, which has been demonstrated in our numerical simulations through the measured growth rate of the turbulent velocity, which is larger by approximately a factor of two than that of the magnetic field; see, for example, the middle panel of Figure 9.
- In the presence of small-scale turbulence, the large-scale dynamo operates due to the chiral α_μ effect, which is not related to the kinetic helicity; see Equation (47). In the limit of large magnetic Reynolds numbers, the maximum growth rate of the large-scale dynamo instability is reduced by a factor of $(4/3)(\ln \text{Re}_M)^2 / \text{Re}_M$ as compared to the laminar case; see Equation (51). The dynamo growth rate is close to this prediction of mean-field

chiral MHD for both chiral magnetically produced turbulence and for externally driven turbulence; see see Figure 17.

- Using DNS, we found a new scenario of the magnetic field evolution consisting of three phases (see also the schematic overview in Figure 18):

- (1) small-scale chiral dynamo instability;
- (2) production of small-scale turbulence, inverse transfer of magnetic energy, and generation of a large-scale magnetic field by the chiral α_μ effect;
- (3) saturation of the large-scale chiral dynamo by a decrease of the CME controlled by the conservation law for the total chirality: $\lambda \langle \mathbf{A} \cdot \mathbf{B} \rangle / 2 + \langle \mu \rangle = \mu_0$.

The previously discussed scenario of magnetic field evolution caused by the CME (Boyarsky et al. 2012) did not include the second phase.

While the results summarized above have been obtained in simulations of well-resolved periodic domains, astrophysical parameters are beyond the regime accessible to DNS. Hence we can only estimate the effects of the chiral anomaly in relativistic astrophysical plasmas, like in the early universe or in neutron stars. The main conclusions from the astrophysical applications are the following:

- The chiral MHD scenario found in DNS may help to explain the origin of the magnetic field observed in the interstellar medium. The chiral dynamo instability produces helical magnetic fields initially at small spatial scales and simultaneously drives turbulence, which generates a magnetic field on large scales. After the chiral chemical potential has been transformed into magnetic helicity during the dynamo saturation phase, the magnetic field cascades to larger spatial scales according to the phenomenology of decaying MHD turbulence. We have estimated the values of μ_0 and λ for the early universe. These parameters determine the time and spatial scales associated with the chiral dynamo instability (see Figure 19) and the maximum magnetic helicity (see Equation 61). Our estimates for magnetic fields produced by chiral dynamos in the early universe are consistent with the observational lower limits found by Dermer et al. (2011) (see Figure 20) if we assume that the initial chiral chemical potential is of the order of the thermal energy density.
- In PNSs, chiral dynamos operating in the first tens of seconds after the supernova explosion can produce magnetic fields of approximately 10^{12} G at a magnetic correlation length of 1 cm; see Equation (72). However, we stress that many questions remain open, especially regarding the generation of a chiral asymmetry and the role of the chiral flipping term in PNEs.

Finally, we stress again that the parameters and the initial conditions, including the initial chiral asymmetry, are unknown in the astrophysical systems discussed in this paper. Hence, the purpose of our applications should be classified as a study of the conditions under which

the CME plays a significant role in the evolution of a plasma of relativistic charged fermions. With the regimes accessible to our simulations not being truly realistic in the context of the physics of the early universe and in neutron stars, our applications have a rather exploratory nature. In this sense, our results from DNS can be used to answer the question in which area of plasma physics – the physics of the early universe, the physics of neutron stars, or the physics of heavy ion collisions—the CME is important and can modify the evolution of magnetic fields.

We thank the anonymous referee for constructive criticism that improved our manuscript. We acknowledge support from Nordita, which is funded by the Nordic Council of Ministers, the Swedish Research Council, and the two host universities, the Royal Institute of Technology (KTH) and Stockholm University. This project has received funding from the European Union’s Horizon 2020 research and innovation program under the Marie Skłodowska-Curie grant No. 665667. We also acknowledge the University of Colorado’s support through the George Ellery Hale visiting faculty appointment. Support through the NSF Astrophysics and Astronomy Grant Program (grant 1615100), the Research Council of Norway (FRINATEK grant 231444), and the European Research Council (grant number 694896) are gratefully acknowledged. Simulations presented in this work have been performed with computing resources provided by the Swedish National Allocations Committee at the Center for Parallel Computers at the Royal Institute of Technology in Stockholm.

REFERENCES

- Akamatsu, Y., & Yamamoto, N. 2013, *Physical Review Letters*, 111, 052002
- Akiyama, S., Wheeler, J. C., Meier, D. L., & Lichtenstadt, I. 2003, *ApJ*, 584, 954
- Alekseev, A. Y., Cheianov, V. V., & Fröhlich, J. 1998, *Phys. Rev. Lett.*, 81, 3503
- Arnold, P., Moore, G. D., & Yaffe, L. G. 2000, *J. High Energy Phys.*, 11, 001
- Artsimovich, L. A., & Sagdeev, R. Z. 1985, *Plasma Physics for Physicists* (Benjamin, New York)
- Banerjee, R., & Jedamzik, K. 2004, *Phys. Rev. D*, 70, 123003
- Baym, G., Bödeker, D., & McLerran, L. 1996, *Phys. Rev. D*, 53, 662
- Baym, G., Pethick, C., & Pikes, D. 1969, *Nature*, 224, 674
- Beck, R. 2015, *A&A Rev.*, 24, 4
- Bell, A. R. 2004, *MNRAS*, 353, 550
- Beresnyak, A., & Li, H. 2014, *ApJ*, 788, 107
- Biskamp, D. 1997, *Nonlinear Magnetohydrodynamics* (Cambridge University Press)
- Biskamp, D., & Müller, W.-C. 1999, *Phys. Rev. Lett.*, 83, 2195
- Boyarsky, A., Fröhlich, J., & Ruchayskiy, O. 2012, *Phys. Rev. Lett.*, 108, 031301
- . 2015, *Phys. Rev. D*, 92, 043004
- Brandenburg, A. 2003, in *Advances in Nonlinear Dynamics*, ed. A. Ferriz-Mas & M. Núñez (Taylor & Francis, London and New York), 269
- Brandenburg, A., & Dobler, W. 2002, *Comp. Phys. Comm.*, 147, 471
- Brandenburg, A., Enqvist, K., & Olesen, P. 1996, *Phys. Rev. D*, 54
- Brandenburg, A., & Kahnianshvili, T. 2017, *Phys. Rev. Lett.*, 118, 055102
- Brandenburg, A., Kahnianshvili, T., & Tevzadze, A. G. 2015, *Phys. Rev. Lett.*, 114, 075001
- Brandenburg, A., Nordlund, A., Stein, R. F., & Torkelsson, U. 1995, *ApJ*, 446, 741
- Brandenburg, A., Rädler, K.-H., & Schrunner, M. 2008, *A&A*, 482, 739
- Brandenburg, A., Schober, J., & Rogachevskii, I. 2017a, *Astron. Nachr.*, 338, 790
- Brandenburg, A., Schober, J., Rogachevskii, I., Kahnianshvili, T., Boyarsky, A., Fröhlich, J., Ruchayskiy, O., & Kleorin, N. 2017b, *ApJL*, 845, L21
- Brandenburg, A., & Subramanian, K. 2005, *Phys. Rept.*, 417, 1
- Campbell, B. A., Davidson, S., Ellis, J., & Olive, K. A. 1992, *Phys. Lett. B*, 297, 118
- Caprini, C., Durrer, R., & Fenu, E. 2009, *JCAP*, 0911, 001
- Charbonneau, J., & Zhitnitsky, A. 2010, *JCAP*, 1008, 010
- Charbonneau, P. 2014, *ARA&A*, 52, 251
- Chen, J.-W., Pu, S., Wang, Q., & Wang, X.-N. 2013, *Physical Review Letters*, 110, 262301
- Christensson, M., Hindmarsh, M., & Brandenburg, A. 2001, *Phys. Rev. E*, 64, 056405
- Crutcher, R. M. 2012, *ARA&A*, 50, 29
- Davidson, S. 1996, *Phys. Lett. B*, 380, 253
- Dermer, C. D., Cavadini, M., Razzaque, S., Finke, J. D., Chiang, J., & Lott, B. 2011, *ApJ*, 733, L21
- Devlen, E., Brandenburg, A., & Mitra, D. 2013, *MNRAS*, 432, 1651
- Dolag, K., Kachelriess, M., Ostapchenko, S., & Tomas, R. 2011, *ApJ*, 727, L4
- Donati, J.-F., & Landstreet, J. D. 2009, *ARA&A*, 47, 333
- Duncan, R. C., & Thompson, C. 1992, *ApJ*, 392, L9
- Durrer, R., & Caprini, C. 2003, *JCAP*, 0311, 010
- Durrer, R., & Neronov, A. 2013, *A&A Rev.*, 21, 62
- Dvornikov, M. 2016
- Dvornikov, M., & Semikoz, V. B. 2015a, *Phys. Rev. D*, 92, 083007
- . 2015b, *JCAP*, 1505, 032
- . 2015c, *Phys. Rev. D*, 91, 061301
- . 2017, *Phys. Rev. D*, 95, 043538
- Enqvist, K. 1994, in *1st International Conference on Strong and Electroweak Matter (SEWM 1994)* Sintra, Portugal, March 23–25, 1994, 143–154
- Enqvist, K., & Olesen, P. 1993, *Phys. Lett. B*, 319, 178
- Ferrario, L., & Wickramasinghe, D. 2006, *MNRAS*, 367, 1323
- Fröhlich, J., & Pedrini, B. 2000, in *Mathematical Physics 2000*, ed. A. S. Fokas, A. Grigoryan, T. Kibble, & B. Zegarlinski, International Conference on Mathematical Physics 2000, Imperial college (London) (World Scientific Publishing Company)
- Fröhlich, J., & Pedrini, B. 2002, in *Statistical Field Theory*, ed. A. Cappelletti & G. Mussardo (Kluwer)
- Fukushima, K., Kharzeev, D. E., & Warringa, H. J. 2008, *Phys. Rev. D*, 78, 074033
- Gasperini, M., Giovannini, M., & Veneziano, G. 1995, *Phys. Rev. Lett.*, 75, 3796
- Giovannini, M. 2004, *Int. J. Mod. Phys. D*, 13, 391
- Giovannini, M., & Shaposhnikov, M. E. 1998, *Phys. Rev. D*, 57, 2186
- Grabowska, D., Kaplan, D. B., & Reddy, S. 2015, *Phys. Rev. D*, 91, 085035
- Grasso, D., & Rubinstein, H. R. 2001, *Phys. Rep.*, 348, 163
- Haensel, P. 1995, *Space Sci. Rev.*, 74, 427
- Haugen, N. E., Brandenburg, A., & Dobler, W. 2004, *Phys. Rev. E*, 70, 016308
- Hawley, J. F., Gammie, C. F., & Balbus, S. A. 1995, *ApJ*, 440, 742
- Hirono, Y., Kharzeev, D., & Yin, Y. 2015, *Phys. Rev. D*, 92, 125031
- Joyce, M., & Shaposhnikov, M. 1997, *Phys. Rev. Lett.*, 79, 1193
- Kahnianshvili, T., Maravin, Y., Natarajan, A., Battaglia, N., & Tevzadze, A. G. 2013a, *ApJ*, 770, 47
- Kahnianshvili, T., Tevzadze, A. G., Brandenburg, A., & Neronov, A. 2013b, *Phys. Rev. D*, 87, 083007
- Kaspi, V. M., & Beloborodov, A. M. 2017, *ARA&A*, 55, 261
- Kelly, D. C. 1973, *ApJ*, 179, 599
- Krause, F., & Rädler, K. H. 1980, *Mean-Field Magnetohydrodynamics and Dynamo Theory* (Pergamon, Oxford)
- Kulsrud, R. M., & Zweibel, E. G. 2008, *Rep. Prog. Phys.*, 71, 046901
- Kuzmin, V. A., Rubakov, V. A., & Shaposhnikov, M. E. 1985, *Physics Letters B*, 155, 36
- Lattimer, J. M., Prakash, M., Pethick, C. J., & Haensel, P. 1991, *Phys. Rev. Lett.*, 66, 2701
- Melrose, D. 2012, *Quantum Plasma Dynamics: Magnetized Plasmas* (Springer, New York)
- Mereghetti, S., Pons, J. A., & Melatos, A. 2015, *Space Sci. Rev.*, 191, 315
- Moffatt, H. K. 1978, *Magnetic Field Generation in Electrically Conducting Fluids* (Cambridge, England, Cambridge University Press)
- Morrissey, D. E., & Ramsey-Musolf, M. J. 2012, *New Journal of Physics*, 14, 125003
- Neronov, A., & Vovk, I. 2010, *Science*, 328, 73

- Ohnishi, A., & Yamamoto, N. 2014
- Olesen, P. 1992, *Phys. Lett. B*, 281, 300
- Pandey, K. L., Choudhury, T. R., Sethi, S. K., & Ferrara, A. 2015, *MNRAS*, 451, 1692
- Parker, E. 1979, *Cosmical Magnetic Fields* (Oxford University Press, New York)
- Parker, E. N. 1955, *ApJ*, 122, 293
- Pavlović, P., Leite, N., & Sigl, G. 2017, *Phys. Rev. D*, 96, 023504
- Pons, J. A., Reddy, S., Prakash, M., Lattimer, J. M., & Miralles, J. A. 1999, *ApJ*, 513, 780
- Redlich, A. N., & Wijewardhana, L. C. R. 1985, *Phys. Rev. Lett.*, 54, 970
- Rees, M. J. 1987, *Q. J. R. Astron. Soc.*, 28, 197
- Reiners, A. 2012, *Liv. Rev. Sol. Phys.*, 9, 1
- Rheinhardt, M., Devlen, E., Rädler, K.-H., & Brandenburg, A. 2014, *MNRAS*, 441, 116
- Rogachevskii, I., & Kleeorin, N. 2003, *Phys. Rev. E*, 68, 036301
- . 2004, *Phys. Rev. E*, 70, 046310
- Rogachevskii, I., Kleeorin, N., Brandenburg, A., & Eichler, D. 2012, *ApJ*, 753, 6
- Rogachevskii, I., Ruchayskiy, O., Boyarsky, A., Fröhlich, J., Kleeorin, N., Brandenburg, A., & Schober, J. 2017, *ApJ*, 846, 153
- Saveliev, A., Jedamzik, K., & Sigl, G. 2012, *Phys. Rev. D*, 86, 103010
- Schlickeiser, R. 2002, *Cosmic Ray Astrophysics* (Springer, Berlin)
- Semikoz, V., Sokoloff, D., & Valle, J. 2012, *JCAP*, 1206, 008
- Semikoz, V. B. 2011, in *Particle Physics at the Year of Astronomy*, ed. A. I. Studenikin, 259–261
- Sigl, G., & Leite, N. 2016, *JCAP*, 1, 025
- Sigl, G., Olinto, A. V., & Jedamzik, K. 1997, *Phys. Rev. D*, 55, 4582
- Son, D. T., & Surowka, P. 2009, *Phys. Rev. Lett.*, 103, 191601
- Sridhar, S., & Singh, N. K. 2010, *J. Fluid Mech.*, 664, 265
- . 2014, *MNRAS*, 445, 3770
- Subramanian, K. 2016, *Rep. Prog. Phys.*, 79, 076901
- Tashiro, H., Vachaspati, T., & Vilenkin, A. 2012, *Phys. Rev. D*, 86, 105033
- Tavecchio, F., et al. 2010, *MNRAS*, 406, L70
- Thompson, C., & Duncan, R. C. 1993, *ApJ*, 408, 194
- Tsokos, K. 1985, *Phys. Lett. B*, 157, 413
- Turner, M. S., & Widrow, L. M. 1988, *Phys. Rev. D*, 37, 2743
- Turolla, R., Zane, S., & Watts, A. L. 2015, *Rep. Prog. Phys.*, 78, 116901
- Vachaspati, T. 1991, *Phys. Lett. B*, 265, 258
- . 2001, *Phys. Rev. Lett.*, 87, 251302
- Vachaspati, T., & Field, G. B. 1994, *Phys. Rev. Lett.*, 73, 373
- Vilenkin, A. 1979, *Phys. Rev. D*, 20, 1807
- . 1980, *Phys. Rev. D*, 22, 3080
- Vishniac, E. T., & Brandenburg, A. 1997, *Astrophys. J.*, 475, 263
- Widrow, L. M. 2002, *Rev. Mod. Phys.*, 74, 775
- Widrow, L. M., Ryu, D., Schleicher, D. R. G., Subramanian, K., Tsagas, C. G., & Treumann, R. A. 2012, *Space Sci. Rev.*, 166, 37
- Yamamoto, N. 2016, *Phys. Rev. D*, 93, 065017
- Yamamoto, N. 2016, *Phys. Rev. D*, 93, 125016
- Zeldovich, Y. B., Ruzmaikin, A. A., & Sokoloff, D. D. 1983, *Magnetic Fields in Astrophysics* (Gordon and Breach, New York)