

New nearby white dwarfs from Gaia DR1 TGAS and UCAC5/URAT[★]

R.-D. Scholz¹, H. Meusinger^{2,3}, and H. Jahreiß⁴

¹ Leibniz-Institut für Astrophysik Potsdam, An der Sternwarte 16, D-14482 Potsdam, Germany
e-mail: rdscholz@aip.de

² Thüringer Landessternwarte Tautenburg, Sternwarte 5, D-07778 Tautenburg, Germany
e-mail: meus@tls-tautenburg.de

³ University Leipzig, Faculty of Physics and Geosciences, Linnèstr. 5, D-04103 Leipzig, Germany

⁴ Zentrum für Astronomie der Universität Heidelberg, Astronomisches Rechen-Institut, Mönchhofstraße 12-14, 69120 Heidelberg, Germany
e-mail: hartmut@ari.uni-heidelberg.de

Received 10 August 2017; accepted ...

ABSTRACT

Aims. Using an accurate Gaia TGAS 25 pc sample, nearly complete for GK stars, and selecting common proper motion (CPM) candidates from UCAC5, we search for new white dwarf (WD) companions around nearby stars with relatively small proper motions. **Methods.** For investigating known CPM systems in TGAS and for selecting CPM candidates in TGAS+UCAC5, we took into account the expected effect of orbital motion on the proper motion as well as the proper motion catalogue errors. Colour-magnitude diagrams (CMDs) $M_J/J - K_s$ and $M_G/G - J$ were used to verify CPM candidates from UCAC5. Assuming their common distance with a given TGAS star, we searched for candidates that occupied similar regions in the CMDs as the few known nearby WDs (4 in TGAS) and WD companions (3 in TGAS+UCAC5). CPM candidates with colours and absolute magnitudes corresponding neither to the main sequence nor to the WD sequence were considered as doubtful or subdwarf candidates.

Results. With a minimum proper motion of 60 mas/yr, we selected three WD companion candidates, two of which are also confirmed by their significant parallaxes measured in URAT data, whereas the third may also be a chance alignment of a distant halo star with a nearby TGAS star. (angular separation of about 465 arcsec). One additional nearby WD candidate was found from its URAT parallax and GJK_s photometry. With HD 166435 B orbiting a well-known G1 star at ≈ 24.6 pc with a projected physical separation of ≈ 700 AU, we discovered one of the hottest WDs, classified by us as DA2.0 \pm 0.2, in the solar neighbourhood. We also found TYC 3980-1081-1 B, a strong cool WD companion candidate around a recently identified new solar neighbour with a TGAS parallax corresponding to a distance of ≈ 8.3 pc and our photometric classification as $\approx M2$ dwarf. This raises the question whether previous assumptions on the completeness of the WD sample to a distance of 13 pc were correct.

Key words. Astrometry – Parallaxes — Proper motions – binaries: general – white dwarfs – solar neighborhood

1. Introduction

Most of the currently known nearby ($d < 25$ pc) stars were first suspected as solar neighbours because of their high proper motions. The lower limit of high proper motion catalogues has decreased with time, from 500 mas/yr in the Luyten Half Second (LHS; Luyten 1998) and 180 mas/yr in the New Luyten Two Tens (NLTT; Luyten 1995) catalogues to 150 mas/yr in the Lépine and Shara proper motion catalogue of Northern stars (LSPM-North; Lépine & Shara 2005), and now to 40 mas/yr in the publicly not yet available SUPERBLINK catalogue (Lépine 2017). Only 15% of about 3,300 stars within 25 pc in the catalogue of nearby stars (CNS; Gliese & Jahreiß 1995) have proper motions smaller than 180 mas/yr, and for only 2% they lie below 40 mas/yr. Meanwhile, the 25 pc sample of the REsearch Consortium On Nearby Stars (RECONS¹) has been improved with respect to the accuracy of the measured trigonometric parallaxes and contains about 4,000 objects in 3,000 systems (Henry & Jao 2015). While the 25 pc census of AFGK-type stars had already been completed by the Hipparcos (ESA 1997) mission that sur-

veyed all these bright stars for their trigonometric parallaxes independent of their proper motions and colours, the fainter white dwarfs (WDs) and M-type dwarfs had to be preselected as targets for time-consuming ground-based parallax programmes by their colours and/or proper motions. According to the RECONS, there was an increase of 11% for WDs and 25% for M dwarfs if one considers the immediate solar neighbourhood (the 10 pc sample) in 2012 compared to its status in 2000.

A new unbiased survey that will help to finally complete the stellar (and partly also the substellar) census of the solar neighbourhood independent of proper motion limits is now being carried out by the Gaia mission (Gaia Collaboration et al. 2016b). A first relatively small, still incomplete and magnitude-limited ($V < 11.5$), subset of very accurate parallaxes was provided with the about two million stars in the Tycho-Gaia Astrometric Solution (TGAS; Lindegren et al. 2016). The TGAS catalogue is expected to include the majority of the GK-type stars within 25 pc, whereas parallaxes of the brighter AF-type Solar neighbours and the fainter nearby WDs and the most frequent solar neighbours, the M-type stars, as well as most ML- and some of the T-type brown dwarfs (see Smart et al. 2017) will only be provided in later Gaia data releases. The largest intermediate parallax survey between Hipparcos and Gaia was provided

[★] Partly based on observations with the 2.2m telescope of the German-Spanish Astronomical Centre at Calar Alto, Spain

¹ <http://www.recons.org/>

by Finch & Zacharias (2016b), who used data from the first U.S. Naval Observatory Robotic Astrometric Telescope Catalog (URAT1; Zacharias et al. 2015). The full URAT Parallax Catalog (UPC; Finch & Zacharias 2016a) contains more than 112,000 stars north of $\delta = -13^\circ$ available from Finch & Zacharias (2016c) with significant parallax measurements, including 53,500 stars, for which no previous parallaxes were available. Note that the UPC is not biased towards high proper motion objects.

The positions of all stars published in the first Gaia data release (Gaia DR1; Gaia Collaboration et al. 2016a; Lindegren et al. 2016) were used to improve the proper motion measurements of fainter stars in the 5th United States Naval Observatory CCD Astrograph Catalog (UCAC5; Zacharias et al. 2017). The UCAC5 proper motions are of similar accuracy as those of TGAS (1-2 mas/yr) for stars with R magnitudes between 11 and 15. Out of all 107 million UCAC5 stars, 25 million have proper motion errors smaller than 2 mas/yr. Therefore, we can search among the typically fainter UCAC5 stars for objects that have a common proper motion (CPM) with a TGAS star. The CPM companions found in UCAC5 can then be assumed to lie at the same distances as their primary stars from TGAS, respectively. The CPM method has been usually applied to high proper motion stars, for which the errors were much smaller than the proper motion values (e.g. Luyten 1997; Li et al. 2014; Lépine 2011). Very wide binaries with projected physical separations of ≥ 1 pc were already analysed in TGAS data alone by Oh et al. (2017) and Andrews et al. (2017). Interestingly, apparent members of open clusters, which lie at distances from the sun between 45 pc and 450 pc, were found at very large separations (up to 15 pc) from their cluster centres (Gaia Collaboration et al. 2017), not only by their CPM status but also according to their common parallaxes in TGAS.

Within the traditional CNS horizon of 25 pc from the sun, Tremblay et al. (2017) have found and analysed only four WDs directly observed in TGAS. In addition they identified nine such nearby TGAS stars, which have wide WD companions that were too faint to be included in TGAS. Compared to the total number of more than 180 currently known WDs with accurate parallaxes within 25 pc (Subasavage et al. 2017)², the TGAS numbers of directly and indirectly observed WDs are very small. Holberg et al. (2016) list 232 WDs with trigonometric parallaxes or spectroscopic distance estimates in their 25 pc sample. Despite of the obvious incompleteness of the TGAS 25 pc sample with respect to low-mass stars and WDs, mostly fainter than the TGAS magnitude limit, and although the UCAC5 does also not go deep enough to detect the coolest WDs at about 25 pc, we aimed at a CPM search for unknown nearby WD companions using the very accurate proper motions in both TGAS and UCAC5. In particular, we wanted to extend the CPM method to those of the known nearest stars that exhibit relatively small proper motions.

2. Common proper motion of nearby wide binaries

2.1. The TGAS 25 pc sample

We have selected 973 stars from TGAS whose parallaxes are larger than 40 mas and cross-identified this TGAS 25 pc sample with the Two Micron All Sky Survey (2MASS; Skrutskie et al. 2006) after converting the TGAS coordinates with epoch 2015 to epoch 2000 taking into account the TGAS proper motions and using TopCat (Taylor 2005). A search radius of 4 arcsec was

used, as the 2MASS coordinates are given for different epochs between 1997 and 2001. Applying the TGAS proper motions to the 2MASS positions, we then converted the latter also to the epoch 2000. The resulting angular distances between the epoch 2000 positions from both catalogues were small (median of 0.12 arcsec, with only few values above 0.5 arcsec and a maximum of 1.1 arcsec). All 973 stars were matched and provided with 2MASS JHK_s magnitudes (except for one star lacking the K_s magnitude). However, only 871 out of the 973 stars have high-quality 2MASS photometry (quality flags "AAA").

The number of TGAS stars within 25 pc corresponds to only a quarter of the already mentioned RECONS 25 pc sample. However, all TGAS stars within 25 pc have trigonometric parallax errors of less than 1 mas (for $\approx 75\%$ the errors are even < 0.5 mas), whereas the corresponding RECONS parallaxes were required to have errors of less than 10 mas. Hence the TGAS 25 pc sample is highly incomplete but very accurate with respect to its astrometric measurements. The proper motion errors for TGAS stars within 25 pc ($\approx 88\%$ of them are Hipparcos stars) are also much smaller than for other TGAS stars (for $\approx 80\%$ the errors are < 0.2 mas/yr).

2.2. Effect of wide orbital motion on proper motions

When we search for CPM objects to known nearby stars with accurately measured distances, we can estimate the expected influence of orbital motion on the proper motion difference between both components in a CPM pair. For simplicity we assumed (1) a circular orbit in the plane of the sky, (2) an orbital radius corresponding to the projected physical separation (in AU) that can be computed as the product of the angular separation between both components (in arcsec) and the assumed common distance (in pc), and (3) a total mass of the system of 1.5 solar masses. With these assumptions, and following Kepler's third law, we can compute the orbital period and velocity and transform the latter to a proper motion, again using the known distance. This proper motion effect due to orbital motion, p_{mo} , is the expected maximum proper motion difference between the components of a nearby wide binary. This effect increases with smaller distances and separations. For a wide binary located at 25 pc from the sun, separations of 3600 arcsec, 60 arcsec, and 6 arcsec lead to p_{mo} of about 1 mas/yr, 8 mas/yr, and 25 mas/yr, respectively. With equal separations, the corresponding p_{mo} are already about 4 times larger at 10 pc, and about 11 times larger at 5 pc, respectively.

Before we used p_{mo} as a criterion for our CPM search in TGAS+UCAC5 data (see Sect. 3), we investigated the known CPM pairs in the TGAS 25 pc sample alone. Here we have the advantage that we can find physical pairs of stars from their common distance and small angular separation and then check the agreement in their proper motions. As the TGAS proper motion errors are typically very small ($\ll 2$ mas/yr) and can be neglected, we used in this case the total proper motion differences (Eq. 2), leading also to a clearer presentation in Fig. 1. However, in our TGAS+UCAC5 CPM search (Sect. 3), we applied the p_{mo} criterion to the individual proper motion components (in RA and DE) taking into account their typically larger (and sometimes rather different) UCAC5 errors.

We searched for wide binaries and multiple systems within the TGAS 25 pc sample with angular separations of up to several degrees. First, we allowed only for parallaxes that agree within their TGAS errors and found 18 CPM pairs with total proper motion differences smaller than p_{mo} . Their angular separations ranged between 4-120 arcsec, their parallaxes between 45-114 mas, and their total proper motions between 130-

² According to <http://www.densoproject.com/25pc/> more than 20% of these nearby WDs are components of binary/multiple systems.

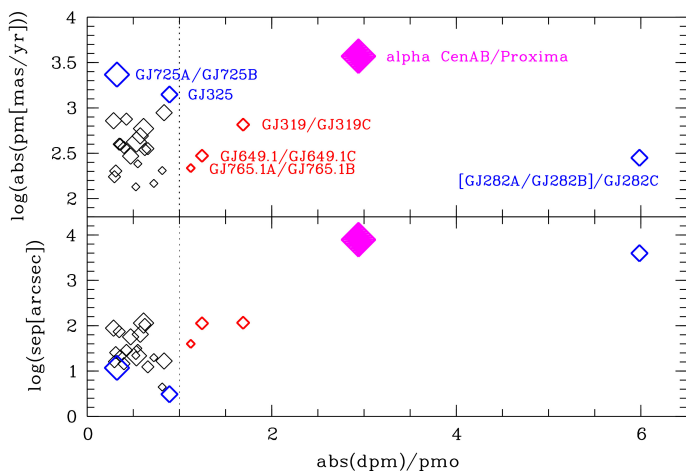


Fig. 1. Wide binaries and multiple systems with common parallaxes and relatively small angular separations (see text) in the TGAS 25 pc sample. Shown are their total proper motions (**top**) and angular separations (**bottom**) as a function of the ratio of the absolute value of their total proper motion difference dpm (see Eq. 2) to the estimated effect caused by orbital motion (pmo). The dotted line indicates the expected maximal ratio of 1. Systems discussed in the text are labeled in the top panel and marked by thick red and blue open symbols. For comparison we added the values for Proxima with respect to alpha CenAB (filled magenta symbols), which are not included in TGAS. The symbol sizes increase with parallax.

900 mas/yr. Allowing for two times larger proper motion differences, we found three more CPM pairs falling in the same ranges of angular separations, parallaxes, and total proper motions, respectively. These three CPM pairs correspond to well-known systems of G-type stars (GJ 765.1A/GJ 765.1B), K dwarfs (GJ649.1(=CCDM J16548+4722AB)/GJ649.1C), and of early-M dwarfs (GJ 319(=CCDM J08427+0933AB)/GJ 319C), respectively (thick red open symbols in the central parts of the two panels of Fig. 1). Finally, as shown in Fig. 1, we arrived at 24 CPM systems, when we conservatively allowed for 10% differences in the TGAS parallaxes. Interestingly, all the latter three additional cases fall outside of at least one of the above given ranges and occupy edge regions in the two panels of Fig 1 (objects marked by thick blue open symbols). One of these pairs (GJ 325 = CCDM J08555+7048AB) consists of two early-M dwarfs with a very small angular separation of 3 arcsec and a large total proper motion of about 1400 mas/yr. The second pair (GJ 725A/GJ 725B), of slightly cooler mid-M dwarfs, has also a relatively small angular separation of 11 arcsec, a large parallax of >280 mas, and very large total proper motion of about 2300 mas/yr. These two pairs fall in the lower and upper left parts of the two panels in Fig. 1, respectively.

The third system, consisting of three TGAS sources, the wide binary GJ 282A/GJ 282B and its much wider companion GJ 282C (shown by one symbol at the right edge of the top and bottom panels of Fig. ref 1, respectively), does not stand out by its parallax or proper motion but has an extremely large angular separation of about 3900 arcsec. This is much larger than the angular separations of all other wide binaries in the TGAS 25 pc sample. At a distance of about 14 pc it leads to a projected physical separation of about 56000 AU, even larger than the about 10000 AU between alpha CenAB and Proxima. The early-M dwarf GJ 282C was studied with respect to the K-type binary GJ 282A/GJ 282B and found to rank among the widest physical companions by Poveda et al. (2009). As our nearest neighbours, Proxima and alpha CenAB, represent another prominent case of

an extremely wide but bound system (Kervella et al. 2017), we added the corresponding values in Fig. 1. These objects are not in TGAS, so we used their data as listed in Kervella et al. (2017). For [GJ 282A/GJ 282B]/GJ 282C we find ratios between the total proper motion differences and our estimated proper motion effect pmo of about 6. These ratios exceed even those of alpha CenAB/Proxima. Such very large ratios may indicate that our simple assumptions for computing pmo are not correct and/or that these systems are in the process of dynamical disintegration (Poveda et al. 2009).

2.3. The role of chance alignments

The larger the separation between the components of a wide binary candidate and the smaller their assumed CPM, the more likely is a chance alignment of unrelated objects. The proper motion errors do also play an important role in the correct identification of CPM pairs, in particular if they are of the same order as the expected proper motion differences due to orbital motion (Sect. 2.2) and/or if they are not much smaller than the proper motion values. Lépine & Bongiorno (2007) investigated CPM companions of Hipparcos primaries in the LSPM-North catalogue and excluded chance alignments using an empirical relation between the separation (sep), total proper motion difference (dpm), and the total proper motion (pm):

$$\frac{sep * dpm}{(pm/pm_{min})^{3.8}} < 1, \quad (1)$$

where sep was given in arcsec, whereas dpm and pm were here in arcsec/yr (but are in mas/yr throughout this paper), and pm_{min} was set to 0.15 arcsec/yr, the lower proper motion limit of the LSPM-North catalogue. The total proper motion difference was computed as:

$$dpm = \sqrt{(dpmRA^2 + dpmDE^2)}. \quad (2)$$

In our search for new WD companions (Sect. 3), we applied several criteria, starting with a lower proper motion limit, selecting a maximum angular separation (similar to the limit used by Lépine & Bongiorno (2007)), taking into account the proper motion errors, and the ratio of the proper motion differences to the pmo of each CPM candidate. In our final selection we considered only ratios below 1.5 so that we may have excluded some possible extremely wide binaries, similar to the cases described in Sect. 2.2. For an evaluation of our new WD CPM candidates and known WD CPM companions we checked, whether they fulfil the condition of Eq. 1.

3. Nearby TGAS/UCAC5 WD companion candidates

3.1. CPM search criteria

Our cross-matching of the TGAS 25 pc sample with the UCAC5 with a large search radius of 3600 arcsec yielded more than 7 million UCAC5 stars, on the average about 7200 field stars per TGAS star. For each field star, we determined the pmo effect that we expected if it were a wide binary companion of the TGAS star (see Sect. 2.2). When we consider the proper motion differences dpm (TGAS-UCAC5) of potential CPM pairs, we must also take into account the proper motion errors epm in the TGAS 25 pc sample and in UCAC5. Even after excluding UCAC5 stars with large proper motion errors, the TGAS proper motions were still about ten times more accurate than those of the remaining

UCAC5 stars. This is due to the fact that the TGAS 25 pc sample consists mostly of Hipparcos stars, for which the TGAS was much more accurate than for Tycho stars. Only the 120 non-Hipparcos stars in the TGAS 25 pc sample show a similar peak in the proper motion error distribution as in UCAC5. However, the tail of their error distribution contains only about 10 stars with errors >3 mas/yr with a maximum at about 6 mas/yr. Therefore, we did not exclude potential CPM primaries based on TGAS proper motion errors. We selected candidate TGAS/UCAC5 CPM pairs with the following criteria:

- TGAS and UCAC5 total proper motion >60 mas/yr,
- TGAS-UCAC5 separation <1800 arcsec,
- $epm_{UCAC5} < 6$ mas/yr (in RA and DE components),
- $|dpm| < 1.5 * (pmo + epm_{TGAS} + epm_{UCAC5})$ (in RA and DE).

When we tried to change the first three limits towards smaller total proper motions, larger separations, and larger UCAC5 proper motion errors, respectively, the number of CPM candidates increased. However, as their total proper motions were generally smaller, it happened that several CPM candidates were found for a given TGAS primary, in particular for very nearby TGAS stars. The additional candidates also showed unrealistic absolute magnitudes (assuming a common distance with the primary) with their given colours in near-infrared and optical to near-infrared colour-magnitude diagrams (CMDs). The factor of 1.5 in the fourth selection criterion was a compromise justified by the fact that several known wide binaries among the nearby CPM pairs in TGAS alone and in TGAS/UCAC5 would have been excluded with a factor of 1.0, whereas factors of 2.0-2.5 led again to more doubtful candidates.

After applying the first selection criterion, the number of CPM candidates reduced to about 86,000 ($\approx 1\%$ of the original number of selected field stars). With the following two criteria, it further reduced to about 22,000 and 11,000, respectively. The fourth and decisive criterion led to only 72 ($\approx 0.001\%$) CPM candidates, most of which turned out to be main sequence (MS) stars (see Figs. 2 and 3).

3.2. WD companion candidates in CMDs

After selecting among the 973 stars of the TGAS 25 pc sample only those 871 with accurate 2MASS photometry, the near-infrared CMD in Fig. 2 (black plus signs) shows the MS populated from (a few late-F and) early-G to early-M spectral types and a small WD sequence of four isolated WDs, WD 1142-645 (DQ6.4), WD 1647+591 (DAV4.1), WD 1917-077 (DBQZ4.9), and WD 2117+539 (DA3.6), as already mentioned by Tremblay et al. (2017) (spectral types are taken from Holberg et al. 2016). Figure 2 also shows the CPM companions identified in our search (filled red lozenges), where we assume that the parallax of a CPM companion is the same as that of its TGAS primary. With our CPM companion search aiming at WD companions we did not expect to find late-M dwarfs (and brown dwarfs with late-M, L or T spectral types) with $M_J > 10$, as even the nearest of these objects are too faint to be included in UCAC5. Consequently, the UCAC5 CPM companions only slightly extend the MS towards fainter magnitudes. For comparison we show in Fig. 2 that late-M and early-L dwarfs occupy the lower right part of the near-infrared CMD as derived from accurate parallaxes by Dupuy & Liu (2012).

From nine known WD companions of TGAS stars within 25 pc (Tremblay et al. 2017), only three are included in UCAC5 (WD 0433+270, WD 0751-252, and WD 2154-512). All three

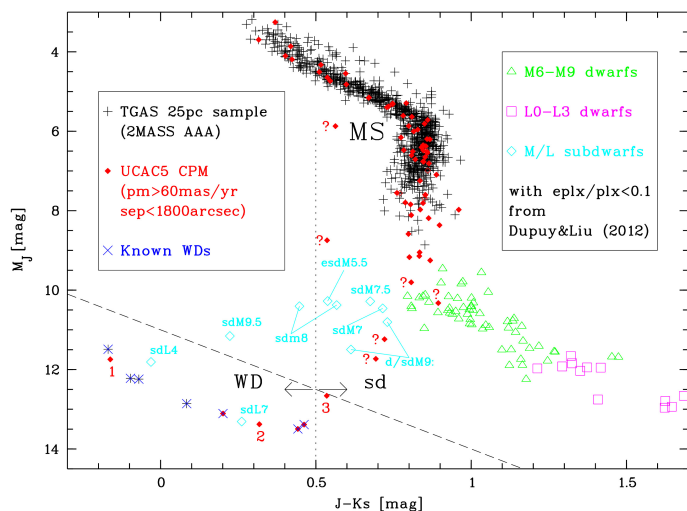


Fig. 2. Near-infrared 2MASS CMD for stars in the TGAS 25 pc sample with photometric quality ‘AAA’ in the 2MASS catalogue (black plus signs) and for selected CPM companions (see text) from UCAC5 (filled red lozenges). Their absolute magnitudes M_J are based on TGAS parallaxes. Four known WDs in TGAS and three known WD companions in UCAC5 are marked by blue crosses. Our WD candidates (see Eqs. 3 and 4) fall below both dashed lines in this figure and in Fig. 3, respectively. The dotted line shows the dividing line at $J-K_s = +0.5$ between WDs and cool subdwarfs (sd) found by Subasavage et al. (2017). Also shown are “normal” (not flagged as atypical, and not known as close binaries) late-M (green open triangles) and early-L dwarfs (magenta open squares) as well as late-M and L subdwarfs (cyan open lozenges; marked by their spectral types) from Dupuy & Liu (2012) based on their parallaxes with relative errors less than 10%. Three new WD companion candidates are numbered. All CPM candidates with angular separations >900 arcsec are labelled with question marks.

were found by our CPM selection criteria. They extend the small WD sequence in Fig. 2 (red filled lozenges overplotted by blue crosses) to the red. Their angular separations range between 28 arcsec and 400 arcsec. The other six WD companions that are not in UCAC5 have smaller angular separations (7-17 arcsec) from their bright primaries, which may have prevented their detection on the UCAC images, and two of them may also have been too faint ($V > 16$) to be observed within the UCAC survey.

The data of known and candidate nearby ($d < 25$ pc) TGAS/UCAC5 CPM pairs including a WD companion, all found with the selection criteria described in Sect. 3.1, are listed in the upper part of Table 1. Two of the three new WD companion candidates have relatively small angular separations, whereas the third, HD 35650 B, looks with its large angular separation at approximately the same distance similar to the known very wide CPM companion SCR J0753-2524. Consequently, in these two pairs the pmo effect is relatively small compared to the proper motion errors.

From Fig. 2 it is obvious that the WD companion candidates ‘1’ and ‘2’ fit well into the sequence of known WDs, whereas candidate ‘3’ lies a bit off and just right of the WD/subdwarf dividing line described by Subasavage et al. (2017). Doubtful candidates marked with ‘?’, which had the largest angular separations (≈ 1000 -1750 arcsec) but relatively small (60-90 mas/yr) total proper motions, are in this near-infrared CMD either much redder or brighter than the WD sequence. However, because of their small proper motions and the spectral classification (in SIMBAD) of their apparent primaries as normal MS stars, we can not consider these doubtful CPM companions as nearby subdwarf candidates. With their large separations, it is much more

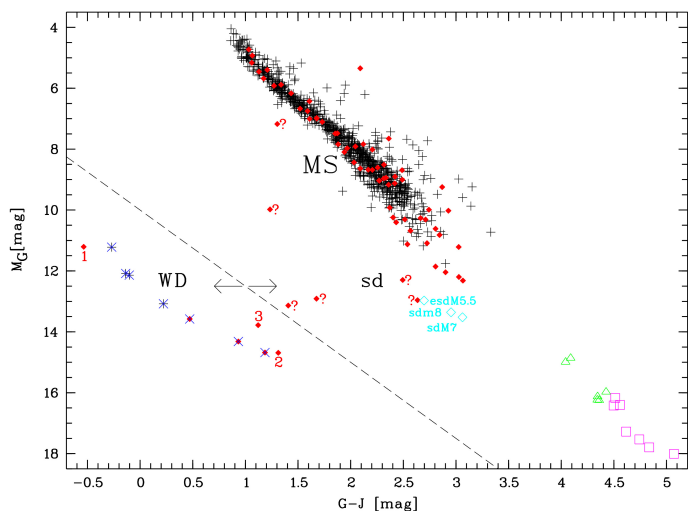


Fig. 3. Optical (Gaia) to near-infrared (2MASS) CMD with the same stars (and symbols) as in Fig. 2. Only part of the late-M and early-L dwarfs, and of the M/L subdwarfs from Dupuy & Liu (2012) could be identified in Gaia (see text). As in Fig. 2, the absolute Gaia magnitudes M_G of TGAS stars and UCAC5 CPM candidates are based on TGAS parallaxes, whereas those of the comparison objects are based on the parallaxes from Dupuy & Liu (2012). Objects located below the dashed lines in this figure and in Fig. 2 were considered as WDs.

likely that these are chance alignments of distant MS stars (with distances in the range of ≈ 50 -500 pc according to their $G - J$ colour and apparent G magnitudes) with the nearby TGAS stars. In fact, if we compute the ratio according to Eq. 1, replacing the pm_{min} used by Lépine & Bongiorno (2007) with our lower proper motion limit $pm_{min}=0.06$ arcsec/yr, we get for these six doubtful CPM pairs values between 1.4 and 5.3, indicating chance alignments. The tangential velocities derived from the proper motions and the estimated larger photometric distances of these rejected CPM companions are mostly in the range of 20-80 km/s, typical of the Galactic thin disk population. Only for one object, which can be identified as 2MASS 06233146-5952448, located just above the dashed line in Fig. 3, the resulting tangential velocity was larger (≈ 150 km/s) so that this might be a distant (K-type) subdwarf (thick disk object), unrelated to our Solar neighbourhood TGAS sample.

For candidate '3', this ratio is also large (2.1) indicating a probable chance alignment. However, its separation is only moderately large (about 465 arcsec) and it lies much closer to the WD sequence. Therefore, we consider this object as a weak WD companion candidate. Interestingly, its relatively blue colour ($G - J \approx +1.1$) and faint magnitude ($G \approx 15$) lead to an alternative photometric distance of ≈ 800 pc and tangential velocity of ≈ 260 km/s, if it is unrelated. In this case, this would be a distant G-type subdwarf candidate, possibly belonging to the Galactic halo population. For all other CPM candidates, including known WD companions and the WD companion candidates '1' and '2', the ratio from Eq. 1 was always smaller than 0.4, with a mean value of 0.02, confirming their real CPM status.

Concerning the location of candidate '3' close to the WD/subdwarf dividing line (dotted line in Fig. 2) we note that the $J - K_s$ colours used in Subasavage et al. (2017) were not directly measured in but transformed to the 2MASS system. The position of this dividing line is questionable in view of the wide-spread $J - K_s$ colour distribution of the shown M/L subdwarfs and obviously not valid for the latest-type (coolest) known subdwarfs, SSSPM J1013-1356

(sdM9.5), 2MASS J16262034+3925190 (sdL4), and 2MASS J05325346+8246465 (sdL7). The remaining seven M/L subdwarfs seem to represent better the 60 pc cool subdwarf sample (presumably dominated by sdK and early-sdM subdwarfs) that was used by Subasavage et al. (2017) in finding the $J - K_s = +0.5$ dividing line. We considered objects as WD candidates if they were falling below two colour-magnitude limits (shown by the dashed lines in Figs. 2 and 3):

$$M_G > 10.0 + (2.5 * (G - J)), \quad (3)$$

$$M_J > 11.0 + (3.0 * (J - K_s)). \quad (4)$$

Contrary to the WD/subdwarf confusion in a near-infrared $M_J/J - K_s$ diagram (Fig. 2) we expect a clearer separation of the MS, subdwarf and WD sequences in an optical to near-infrared CMD. As Gaia provides accurate magnitudes, albeit in a very broad optical band, we studied the TGAS 25 pc sample and our UCAC5 CPM candidates together with the comparison objects from Dupuy & Liu (2012) in an $M_G/G - J$ diagram (Fig. 3). Unfortunately, only three out of ten M/L subdwarfs could be identified in Gaia DR1 (with Gaia magnitudes $16.3 < G < 17.7$). This low identification rate may be due to the very large proper motions, probably problematic for Gaia DR1, of these ultracool subdwarfs. Among the comparison late-M and early-L dwarfs, we identified 6 out of 58 (only 10%; $15.8 < G < 17.7$) and 7 out of 12 (58%; $18.5 < G < 20.6$) objects in Gaia DR1, respectively. The very low identification rate of the relatively bright and nearby late-M dwarfs may be caused by their large parallaxes and proper motions and the selection criteria for problematic sources in Gaia DR1. The much fainter early-L dwarfs have typically smaller parallaxes and proper motions so that their identification rate is similar to that found for all L and T dwarfs in Gaia DR1 (45%; Smart et al. 2017).

The MS in Fig. 3 shows a large gap at the expected position of early- to mid-M dwarfs. Three labelled late-M subdwarfs form a parallel sequence shifted from the MS by ≈ 0.5 mag to the blue. Some of the doubtful CPM candidates marked with '?' seem to fall in the same region, but we consider them as chance alignments rather than nearby subdwarf candidates (see above). The WD sequence is also almost parallel with respect to the MS, but shows a large blue-shift of ≈ 3.0 mag. The new WD candidates '1' and '2' are now located at the blue and red end of the WD sequence, suggesting a hot and a cool WD, respectively. The two L-type subdwarfs, which were falling right in the WD sequence in the near-infrared CMD (Fig. 2) have no Gaia magnitudes yet, but we expect them to fall in the lower right corner of Fig. 3, well separated from the WDs in $G - J$ colour.

Note that all the M/L subdwarfs from Dupuy & Liu (2012) are fainter than the UCAC5 magnitude limit of $R \approx 16$ mag. The same is true for the MS late-M and early-L dwarfs. As already discussed above, the Gaia magnitude intervals for the M/L subdwarfs and the MS late-M/early-L dwarfs are almost identical, and their UCAC5 magnitudes fall in the same range. With our quality cut for UCAC5 proper motion errors, we effectively reduced the limiting UCAC5 magnitude of the investigated CPM candidates further. The M/L subdwarfs have in addition very large proper motions (between ≈ 600 mas/yr and ≈ 3500 mas/yr) so that we were not expecting to find such objects in our CPM search aiming at relatively small proper motions. The region between WDs and cool subdwarfs in Fig. 3 should be empty. Therefore, all CPM candidates falling in this CMD close to the arbitrary drawn dividing line between WDs and subdwarfs have

Table 1. Astrometry and photometry of known and candidate ($\sim 1\text{--}3'$) WD companions and their primaries in nearby TGAS/UCAC5 CPM pairs and of additional known WDs with no previous trigonometric parallaxes (in SIMBAD) and one WD candidate ($\sim 4'$) found in the UPC

Name (WD name/cand)	RA ^a [degrees]	DE ^a [degrees]	plx_{TGAS} (Sep, PA) ^d [mas] ([arcsec, °])	plx_{UPC} [mas]	$pmRA$ [mas/yr]	$pmDE$ [mas/yr]	pmo (dpm) ^f [mas/yr] ([mas/yr])	G^a [mag]	J^b [mag]	$J - K_s^b$ [mag]	SpT	Ref
GJ 171.2 A	069.202096	+27.131577	57.2±0.3	65.1±9.0	+232.1±0.1 ^c	-147.7±0.1 ^c	9	7.64	5.95	+0.71	K3IVke	3
GJ 171.2 B (= WD 0433+270)	069.188131	+27.163694	(124.0,339)	80.1±11.0	+230.8±3.0 ^d	-146.6±2.9 ^d	(1,1)	15.53	14.60	+0.46	DA9.0	1
Ross 429	118.543958	-25.302335	56.2±0.3	-	-300.8±0.1 ^c	+201.0±0.1 ^c	5	8.97	7.02	+0.85	M0	4
SCR J0753-2524 ⁱ (= WD 0751-252)	118.484536	-25.399551	(399.8,209)	-	-286.4±5.2 ^d	+205.5±5.3 ^d	(14,4)	15.93	14.75	+0.44	DA9.8	1
GJ 841 A	329.421448	-51.007760	66.1±0.5	-	-35.3±0.2 ^c	-379.8±0.2 ^c	25	9.24	6.75	+0.87	M2Ve	5
GJ 841 B (= WD 2154-512)	329.409514	-51.010412	(28.7, 251)	-	-46.5±1.2 ^d	-395.5±1.1 ^d	(11,16)	14.48	14.01	+0.20	DQ8.3	1
HD 166435	272.339436	+29.951968	40.7±0.2	46.1±8.8	+71.9±0.1 ^c	+61.1±0.1 ^c	12	6.62	5.69	+0.37	G1IV	3
HD 166435 B (= '1')	272.331393	+29.956100	(29.2,301)	50.4±3.3	+64.8±1.2 ^d	+72.4±1.2 ^d	(7,11)	13.16	13.70	-0.16	DA2.2±0.2	2
TYC 3980-1081-1	327.909017	+59.294450	120.6±1.0	154.7±12.1	-70.8±2.5 ^c	+76.1±2.4 ^c	84	9.20	6.53	+0.88	≈M2	2
TYC 3980-1081-1 B (= '2')	327.916408	+59.292935	(14.6,112)	131.0±4.4	-87.2±2.2 ^d	-31.2±2.0 ^d	(16,107)	14.28	12.97 ^g	+0.32 ^g	≈DA10?	2
HD 35650	081.125938	-38.969890	57.4±0.3	-	+43.1±0.1 ^c	-57.3±0.1 ^c	5	8.43	6.70	+0.78	K6Vke	6
HD 35650 B (= '3')	081.252385	-39.053688	(464.9,131)	-	+46.3±1.9 ^d	-48.8±2.0 ^d	(3,9)	14.99	13.87	+0.53	≈DA9?	2
GJ 3285 (= WD 0423+120)	066.473476	+12.195784	-	58.0±8.0	-94.6±6.4 ^e	-227.9±6.4 ^e	-	15.21	14.49	+0.24	DC8.2	1
GJ 275.2 B ^h (= WD 0727+482)	112.695736	+48.168756	-	89.6±4.2	-216.6±4.0 ^e	-1274.9±3.8 ^e	-	14.84	13.08	+0.33	DA10.0+DA10.1	1
GJ 1098 (= WD 0728+642)	113.379072	+64.156548	-	54.3±8.2	+50.9±6.8 ^e	-260.5±5.9 ^e	-	15.91	14.81	+0.43	DA11.1	1
GJ 4165 ^j (= WD 2047+372)	312.278706 ^e	+37.471154 ^e	-	63.1±2.9	+167.1±2.9 ^e	+154.3±2.9 ^e	-	-	13.30	-0.13	DA3.6	1
UPC 72924 (= '4')	277.995093	+46.974870	-	40.2±6.6	+61.5±4.6 ^e	+38.4±4.4 ^e	-	15.05	14.52	+0.14	≈DA7?	2

Notes. Gaia coordinates are for (J2000, epoch 2015.0) and were rounded to 0.000001 degrees. Although the TGAS data may be more accurate, all parallaxes and their errors were rounded to 0.1 mas, proper motions and their errors to 0.1 mas/yr. The absolute values of measured proper motion differences dpm and the estimated effect because of orbital motion pmo were rounded to 1 mas/yr. Magnitudes and colours were rounded to 0.01 mag. Spectral types with question marks are only guesses based on $G - J$ and M_G (Figs. 3 and 5). Further notes on the data: ^(a) Gaia DR1, ^(b) 2MASS, ^(c) TGAS, ^(d) UCAC5, ^(e) UPC, ^(f) two values are given for RA and DE, respectively, ^(g) J magnitude with very poor goodness-of-fit quality of the profile-fit photometry, ^(h) An accurate parallax of 87.4 ± 0.5 mas measured for this close binary by Nelan et al. (2015), ⁽ⁱ⁾ Subasavage et al. (2009) measured a parallax of 56.54 ± 0.95 mas, ^(j) This object is not plotted in Figs. 4 and 5, since it was not identified in Gaia DR1.

References. (1) Holberg et al. (2016); (2) this paper; (3) Gray et al. (2003); (4) Gaidos et al. (2014); (5) Torres et al. (2006); (6) Gray et al. (2006).

to be taken with caution independent of their possible chance alignment that we evaluated using Eq. 1.

4. UPC parallaxes confirming two WD companions

The primaries of our WD companion candidates '1' and '2', HD 166435 and TYC 3980-1081-1, were only recently added to the 25 pc sample. The original Hipparcos (ESA 1997) parallax of the well-known early-G star HD 166435 placed it at about 25.2 pc, whereas the revised Hipparcos (van Leeuwen 2007) results led to a distance of 24.8 pc, and the TGAS parallax finally fixed it at 24.58 pc. The Tycho star TYC 3980-1081-1, was discovered as a close neighbour of the sun by Finch et al. (2014), who estimated a photometric distance of 5.9 pc, before a first trigonometric parallax from URAT data was reported by Finch & Zacharias (2016b) giving a distance of about 6.5 pc. The full UPC catalogue, including all significant parallaxes determined from the complete northern hemisphere URAT data, was only recently made available (Finch & Zacharias 2016a,c). The TGAS parallax of TYC 3980-1081-1 corresponds to a distance of 8.29 pc, still well within the 10 pc limit. From its absolute magnitude of $M_J = 6.94$ we estimate a spectral type of $\approx M2$ for TYC 3980-

1081-1 using the relationship between absolute magnitudes and spectral types from Scholz et al. (2005).

Interestingly, not only HD 166435 and TYC 3980-1081-1 can be found in the UPC, but also their WD companion candidates '1' and '2', which we selected based on their CPM in TGAS and UCAC5. We call them HD 166435 B and TYC 3980-1081-1 B, respectively. Their UPC parallaxes, albeit much less accurate than the TGAS parallaxes, are similarly large (see upper part of Table 1) as for the primaries and confirm a common distance, respectively. This is important in particular for our second candidate, TYC 3980-1081-1 B, which shows a large difference in the DE proper motion component compared to that of TYC 3980-1081-1. However, the close distance and small separation of this CPM pair lead to a very large pmo value, and the proper motion difference is not much larger than this expected effect from orbital motion. In case of the known wide binary Ross 429/SCR J0753-2524, discovered by Subasavage et al. (2005), the proper motion differences are also relatively large with respect to the corresponding pmo value (Table 1). Note that with our fourth selection criterion described in Sect. 3.1 we took also into account the proper motion errors, which are relatively large for the UCAC5 proper motion of SCR J0753-2524.

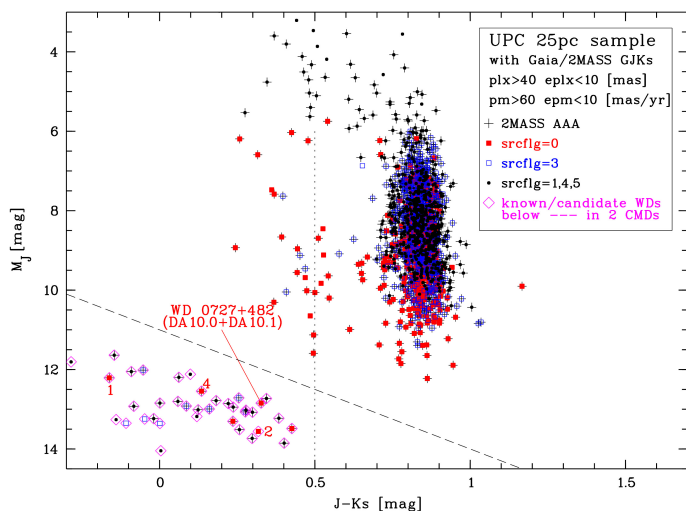


Fig. 4. Near-infrared (2MASS) CMD for our selected UPC 25 pc sample. Absolute magnitudes are based on UPC parallaxes. The start and end values of both axes are the same as in Fig. 2, the dashed line shows our previously chosen limit for the WD region in this CMD (Eq. 3), the dotted line marks again the WD/subdwarf dividing line of Subasavage et al. (2017). Stars with photometric quality ‘AAA’ in 2MASS are plotted as plus signs. Overplotted as red filled squares, blue open squares and black dots are stars without previous parallax measurements (UPC $srcflg = 0$), with already published data in Finch & Zacharias (2016b) ($srcflg = 3$), and in the literature ($srcflg = 1, 4, 5$), respectively. All WD candidates, defined by us as falling below the dashed lines in this figure and in Fig. 5, are shown as open lozenges. The new WD candidates ‘1’ and ‘2’ (already found in our TGAS CPM search in UCAC5), and ‘4’ are marked. A close binary cool WD is also labelled.

The UPC proper motions of three CPM companions, also given in the upper part of Table 1, are less accurate than their UCAC5 proper motions. However, for the two relatively bright WD companions HD 166435 B and TYC 3980-1081-1 B the combined parallax and proper motion solution in the UPC led to more similar proper motions compared to their primaries, respectively. For the fainter known companion WD 0433+270 the UPC errors of its parallax and proper motion are much larger, and the UCAC5 proper motion is in better agreement with the TGAS proper motion of the primary than the UPC proper motion.

5. Additional WD candidates from the UPC

Finch & Zacharias (2016b) have already studied stars falling in a 25 pc sample according to significant parallax measurements in the UPC. They mentioned many new nearby stars with small proper motions (<200 mas/yr) but did not pay special attention to potential WDs among their new neighbour candidates. In their notes on individual systems they discussed the nearest new discoveries and found many of them suspicious with respect to blended or elongated images and/or large scatter in the combined fit for parallax and proper motion. These suspicious nearest candidates have parallax and proper motion errors of typically 10-25 mas and 10-20 mas/yr, respectively. From $\approx 112,000$ stars in the full UPC available at the CDS (Finch & Zacharias 2016c), $\approx 5,200$ have parallaxes >40 mas, and for $\approx 3,700$ of them the parallax errors are smaller than 10 mas. As the UPC covers only about half of the sky, this number appears very high in comparison with the already mentioned RECONS all-sky 25 pc census, and the new UPC neighbours need to be taken with caution.

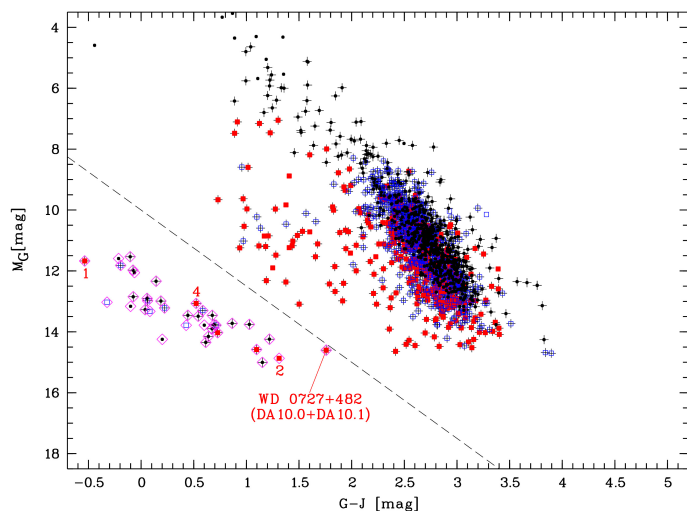


Fig. 5. Optical (Gaia) to near-infrared (2MASS) CMD for our selected UPC 25 pc sample. As in Fig. 4, absolute magnitudes are based on UPC parallaxes. The start and end values of both axes are the same as in Fig. 3, the dashed line shows again our limit for the WD region in this CMD (Eq. 4). Symbols are the same as in Fig. 4.

To evaluate potential WDs in near-infrared and optical to near-infrared CMDs, similar to those shown in Figs 2 and 3, we cross-matched the UPC with 2MASS and Gaia DR1. We found $\approx 3,700$ UPC stars within 25 pc that have both 2MASS and Gaia counterparts. As expected from the two different parts of the UPC (stars with or without previously known parallaxes; see Finch & Zacharias 2016a,c) the error distribution for the UPC parallaxes rises to a peak at 10 mas before it abruptly turns down to a long tail reaching to about 60 mas. The proper motion errors show a more symmetric distribution with a maximum at about 4 mas/yr, a smooth decrease to 10 mas/yr, and also a long tail continuing to about 40 mas/yr.

For our final UPC 25 pc sample, consisting of $\approx 1,600$ stars, we applied the following quality criteria concerning the parallax and proper motion errors, $eplx$ and epm , respectively, and also used a lower limit for the total proper motion:

- $eplx_{UPC} < 10$ mas,
- $epm_{UPC} < 10$ mas/yr (in RA and DE components),
- UPC total proper motion > 60 mas/yr.

The resulting CMDs are shown in Figs. 4 and 5. As in Figs. 2 and 3, we plot stars with reliable 2MASS photometry as plus signs, but overplot all stars independent of their 2MASS quality with different symbols corresponding to their source flags ($srcflg$) given in the UPC. Stars with $srcflg = 0$, without previously published parallaxes in SIMBAD or other catalogues, are plotted as filled red squares (except for GJ 4165 lacking a G magnitude) and are listed in the lower part of Table 1 if not already listed in the upper part. Because of the deeper limiting magnitude of URAT compared to UCAC5, the MS is now mainly populated with M dwarfs that were lacking in TGAS and TGAS/UCAC5 CPM data. With $M_J = 6-11$, these are M0-M7 dwarfs according to Scholz et al. (2005). As expected from the lower accuracy of the UPC parallaxes in comparison to TGAS, the MS and the WD sequence in Figs. 4 and 5 do not look as narrow as in Figs. 2 and 3. In particular, many of the new UPC neighbours ($srcflg = 0$ and $srcflg = 3$), are located left of the MS, where only few subdwarfs are expected. However, all our WD candidates defined by Eqs. 3 and 4 are well separated from the cloud of suspicious

subdwarfs left of the MS. The only WD located close to the corresponding dashed line in Fig. 3, WD 0727+482, is a close binary, expected to be brighter. We also note that none of the 34 known WDs and 3 WD candidates ('1', '2', and '4') in Fig. 4 falls right of the WD/subdwarf dividing line of Subasavage et al. (2017). The new candidate '4' is a previously anonymous field star, UPC 72924.

When we tried to allow for larger parallax and proper motion errors in the UPC 25 pc sample, e.g. 12 mas and 12 mas/yr, or 15 mas and 15 mas/yr, respectively, a few additional known WDs were recovered. They were all falling in the WD regions below the dashed lines in both CMDs, whereas new WD candidates were not found. On the other hand, a lower proper motion limit of 40 mas/yr led to many more suspicious objects falling closer to the dashed lines in both CMDs but only one more WD candidate that we nevertheless considered as unreliable because of its relatively large image elongation and large scatter of the post-fit residuals given in the UPC.

Note that, unless we did not search for CPM candidates in the UPC alone or with respect to TGAS, one of the known WDs with a UPC parallax in Table 1, WD 0727+482, being itself a close binary, is a member of a wide multiple system. It includes GJ 275.2 A that has a similarly large UPC parallax and proper motion of 101.2 ± 4.8 mas and $(-192.5 \pm 4.4, -1268.4 \pm 4.1)$ mas/yr, respectively.

6. One spectroscopically confirmed WD companion

Our WD candidate HD 166435 B was already included in our earlier large programme concentrating on the spectroscopic classification of nearby cool WD and subdwarf candidates. Within this programme it was one of the targets with the smallest proper motion, at that time selected from an earlier UCAC version. Large numbers of comparison objects with known spectral types were also observed. The low-resolution spectroscopic observations were carried out in 2008 (August 8/9) using the focal reducer and faint object spectrograph CAFOS mounted at the 2.2m telescope at Calar Alto, Spain. We used the grism B 200 giving a wavelength coverage from about 3500 Å to 7000 Å and a dispersion of 4.7 Å per pixel. All spectra were reduced with standard routines from the ESO MIDAS data reduction package.

Fig. 6 shows the normalised spectrum of HD 166435 B together with those of two comparison objects observed during the same observing run. In this comparison HD 166435 B appears very similar to the DA2.4 and DA2.8 white dwarfs and could be classified as DA2.0 from its bluer continuum. The very blue continuum of HD 166435 B is consistent with its magnitudes and the resulting negative $FUV - NUV$ colour index measured by the Galaxy Evolution Explorer (GALEX; Bianchi et al. 2011), $FUV = 12.068 \pm 0.003$ and $NUV = 12.735 \pm 0.004$, compared to $FUV = 12.604 \pm 0.007$ and $NUV = 12.688 \pm 0.005$ and a zero color index for WD 2149+021 (WD 2032+248 was not measured by GALEX). The distances of HD 166435 B and WD 2149+021 are very similar with ≈ 24.6 pc (TGAS) and ≈ 24.5 pc (Limoges et al. 2015), respectively.

We have also measured the equivalent widths of the $H\beta$ and $H\alpha$ lines, relative to their well-defined continuum in the three spectra of Fig. 6. Whereas our results for $H\alpha$ support a slightly earlier classification of HD 166435 B (DA1.9) compared to WD 2032+248 (DA2.1) and WD 2149+021 (DA2.5), the equivalent widths of $H\beta$, measured with higher signal-to-noise, hint at DA2.4, DA2.2, and DA2.7, respectively. We assign a preliminary spectral type of $DA2.2 \pm 0.2$ to HD 166435 B.

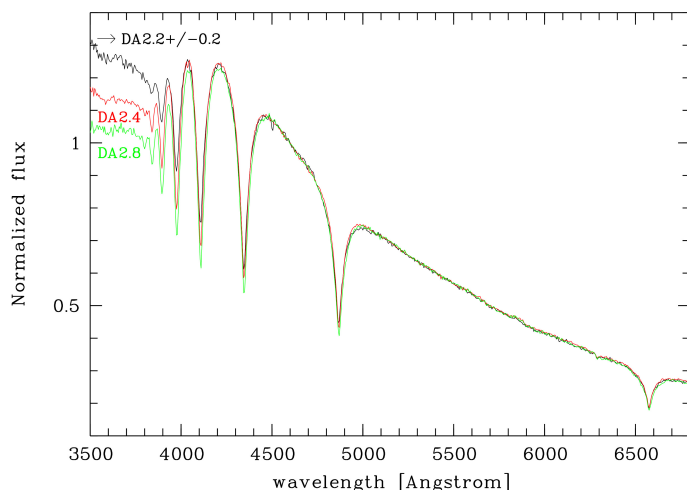


Fig. 6. Low resolution Calar Alto 2.2m/CAFOS spectrum of candidate '1' (= HD 166435 B), marked on Fig. 2 and Fig. 3, overlapped by the spectra of two known WDs, WD 2032+248 (DA2.4; red line) and WD 2149+021 (DA2.8; green line) (Gianninas et al. 2011), observed with the same instrument setup. All spectra are normalised at 4600 Å.

For the other two WD companion candidates, TYC 3980-1081-1 B and HD 35650 B, we only assume cool DA types from their location in the optical to near-infrared CMD (Fig. 3) in comparison to the known WDs GJ 171.2 B and SCR J0753-2524 (Table 1). For the WD candidate UPC 72924 we assume a spectral type of $\approx DA7$ from comparing its $G - J$ colour with those of known WDs found in our study of the UPC 25 pc sample.

7. Conclusions

1. Compared to only four known WDs in TGAS and three known WD companions in UCAC5, our three new WD companion candidates represent an increase of $\approx 43\%$.
2. Two of our new WD companion candidates are confirmed by parallax measurements in the UPC. One, HD 166435 B, orbits a G-type star at a distance of ≈ 24.6 pc with a projected physical separation of ≈ 700 AU, the other, TYC 3980-1081-1 B, an early-M dwarf at only ≈ 8.3 pc distance with a projected physical separation of ≈ 120 AU, respectively. The third WD companion candidate, HD 35650 B, has a very large projected physical separation from its primary of ≈ 8100 AU, similar to that of the known wide companion SCR J0753-2524. However, we can not exclude the possibility that HD 35650 B is only a chance alignment and represents in fact a distant halo star.
3. Our additional search for nearby WDs using parallaxes from the UPC confirmed our WD selection criteria in two CMDs already applied for our CPM candidates and led to one more WD candidate, UPC 72924, at ≈ 25 pc.
4. Considering the estimated effect pmo of orbital motion on the proper motion difference in CPM pairs, we were able to recover the faint components of known very wide CPM systems (GJ 282AB/GJ 282C and Ross 429/SCR J0753-2524). On the other hand, this allowed us to discover TYC 3980-1081-1 B as a cool WD companion candidate with relatively small angular separation from a very nearby star, where the pmo effect is very large.
5. HD 166435 B was spectroscopically confirmed as a relatively hot WD, as already suspected from its $G - J = -0.54$ and large negative GALEX colour index $FUV - NUV \approx -0.67$, whereas TYC 3980-1081-1 B is with $G - J = +1.31$

a cool WD candidate (possibly \approx DA10). Compared to the 25 pc WD sample of Holberg et al. (2016), HD 166435 B ranges as \approx DA2.2 among the hottest nearby DA WDs and is an important addition of a 'Sirius-like' system (a WD with a luminous primary of spectral type K or earlier) in the volume between 20 pc and 25 pc.

6. The discovery of TYC 3980-1081-1 B, if confirmed by follow-up spectroscopy, shows that previous assumptions on the completeness of the WD sample within 13 pc may be not correct. This concerns in particular cool WDs with small proper motions.
7. The identification of relatively close companions to very bright stars, such as HD 166435 B and TYC 3980-1081-1 B has always been a challenge with photographic all-sky surveys. We took advantage of the better resolution of CCD images in UCAC5 and Gaia. Gaia's next data releases will certainly help identifying more close WD companions of nearby stars. On the other hand, Limoges et al. (2015) found eight *single* WDs as probable new members of the 25 pc sample in their photographic (SUPERBLINK) survey of the Northern sky with a lower proper motion limit of 40 mas/yr. A similar number of missing nearby WDs can be expected in the Southern sky, and additional WDs with even smaller proper motions and trigonometric distances <25 pc may still be discovered in forthcoming Gaia all-sky catalogues.

Acknowledgements. We have extensively used the SIMBAD database and the VizieR catalogue access tool operated at the CDS/Strasbourg. The spectroscopic confirmation of one of our WD candidates was part of a larger observing campaign carried out with the 2.2 m telescope of the German-Spanish Astronomical Centre at Calar Alto, Spain. Part of the observations were carried out in service mode. We would like to thank the Calar Alto staff for their kind support and for their help with the observations. We thank Axel Schwöpe for providing equivalent widths of Balmer lines in DA WDs. It is a pleasure to thank Benjamin Braun and Peter Grodzewitz for their help with a first look at the TGAS and TGAS/UCAC5 nearby subsamples during their internships at AIP in February and May 2017, respectively. We would like to thank the referee for many valuable comments and suggestions that helped us improve the paper.

References

- Andrews, J. J., Chanamé, J., & Agüeros, M. A. 2017, MNRAS, 472, 675
 Bianchi, L., Herald, J., Efremova, B., et al. 2011, Ap&SS, 335, 161
 Dupuy, T. J. & Liu, M. C. 2012, ApJS, 201, 19
 ESA, ed. 1997, ESA Special Publication, Vol. 1200, The HIPPARCOS and TYCHO catalogues. Astrometric and photometric star catalogues derived from the ESA HIPPARCOS Space Astrometry Mission
 Finch, C. & Zacharias, N. 2016a, ArXiv e-prints [arXiv:1604.06739]
 Finch, C. T. & Zacharias, N. 2016b, AJ, 151, 160
 Finch, C. T. & Zacharias, N. 2016c, VizieR Online Data Catalog, 1333
 Finch, C. T., Zacharias, N., Subasavage, J. P., Henry, T. J., & Riedel, A. R. 2014, AJ, 148, 119
 Gaia Collaboration, Brown, A. G. A., Vallenari, A., et al. 2016a, A&A, 595, A2
 Gaia Collaboration, Prusti, T., de Bruijne, J. H. J., et al. 2016b, A&A, 595, A1
 Gaia Collaboration, van Leeuwen, F., Vallenari, A., et al. 2017, A&A, 601, A19
 Gaidos, E., Mann, A. W., Lépine, S., et al. 2014, MNRAS, 443, 2561
 Gianninas, A., Bergeron, P., & Ruiz, M. T. 2011, ApJ, 743, 138
 Gliese, W. & Jahreiß, H. 1995, VizieR Online Data Catalog, 5070
 Gray, R. O., Corbally, C. J., Garrison, R. F., et al. 2006, AJ, 132, 161
 Gray, R. O., Corbally, C. J., Garrison, R. F., McFadden, M. T., & Robinson, P. E. 2003, AJ, 126, 2048
 Henry, T. J. & Jao, W.-C. 2015, IAU General Assembly, 22, 2253773
 Holberg, J. B., Oswalt, T. D., Sion, E. M., & McCook, G. P. 2016, MNRAS, 462, 2295
 Kervella, P., Thévenin, F., & Lovis, C. 2017, A&A, 598, L7
 Lépine, S. 2011, in Astronomical Society of the Pacific Conference Series, Vol. 448, 16th Cambridge Workshop on Cool Stars, Stellar Systems, and the Sun, ed. C. Johns-Krull, M. K. Browning, & A. A. West, 1375
 Lépine, S. 2017, in American Astronomical Society Meeting Abstracts, Vol. 229, American Astronomical Society Meeting Abstracts, 156.01
 Lépine, S. & Bongiorno, B. 2007, AJ, 133, 889

- Lépine, S. & Shara, M. M. 2005, AJ, 129, 1483
 Li, T., Marshall, J. L., Lépine, S., Williams, P., & Chavez, J. 2014, AJ, 148, 60
 Limoges, M.-M., Bergeron, P., & Lépine, S. 2015, ApJS, 219, 19
 Lindegren, L., Lammers, U., Bastian, U., et al. 2016, A&A, 595, A4
 Luyten, W. J. 1995, VizieR Online Data Catalog, 1098
 Luyten, W. J. 1997, VizieR Online Data Catalog, 1130
 Luyten, W. J. 1998, VizieR Online Data Catalog, 1087
 Nelan, E. P., Bond, H. E., & Schaefer, G. 2015, in Astronomical Society of the Pacific Conference Series, Vol. 493, 19th European Workshop on White Dwarfs, ed. P. Dufour, P. Bergeron, & G. Fontaine, 501
 Oh, S., Price-Whelan, A. M., Hogg, D. W., Morton, T. D., & Spergel, D. N. 2017, AJ, 153, 257
 Poveda, A., Allen, C., Costero, R., Echevarría, J., & Hernández-Alcántara, A. 2009, ApJ, 706, 343
 Scholz, R.-D., Meusinger, H., & Jahreiß, H. 2005, A&A, 442, 211
 Skrutskie, M. F., Cutri, R. M., Stiening, R., et al. 2006, AJ, 131, 1163
 Smart, R. L., Marocco, F., Caballero, J. A., et al. 2017, MNRAS, 469, 401
 Subasavage, J. P., Henry, T. J., Hambly, N. C., et al. 2005, AJ, 130, 1658
 Subasavage, J. P., Jao, W.-C., Henry, T. J., et al. 2009, AJ, 137, 4547
 Subasavage, J. P., Jao, W.-C., Henry, T. J., et al. 2017, AJ, 154, 32
 Taylor, M. B. 2005, in Astronomical Society of the Pacific Conference Series, Vol. 347, Astronomical Data Analysis Software and Systems XIV, ed. P. Shopbell, M. Britton, & R. Ebert, 29
 Torres, C. A. O., Quast, G. R., da Silva, L., et al. 2006, A&A, 460, 695
 Tremblay, P.-E., Gentile-Fusillo, N., Raddi, R., et al. 2017, MNRAS, 465, 2849
 van Leeuwen, F. 2007, A&A, 474, 653
 Zacharias, N., Finch, C., & Frouard, J. 2017, AJ, 153, 166
 Zacharias, N., Finch, C., Subasavage, J., et al. 2015, AJ, 150, 101