

Study of Robust Distributed Beamforming Based on Cross-Correlation and Subspace Projection Techniques

Hang Ruan * and Rodrigo C. de Lamare*#

* Department of Electronics, The University of York, England, YO10 5BB

#CETUC, Pontifical Catholic University of Rio de Janeiro, Brazil

Emails: hr648@york.ac.uk, delamare@cetuc.puc-rio.br

Abstract—In this work, we present a novel robust distributed beamforming (RDB) approach to mitigate the effects of channel errors on wireless networks equipped with relays based on the exploitation of the cross-correlation between the received data from the relays at the destination and the system output. The proposed RDB method, denoted cross-correlation and subspace projection (CCSP) RDB, considers a total relay transmit power constraint in the system and the objective of maximizing the output signal-to-interference-plus-noise ratio (SINR). The relay nodes are equipped with an amplify-and-forward (AF) protocol and we assume that the channel state information (CSI) is imperfectly known at the relays and there is no direct link between the sources and the destination. The CCSP does not require any costly optimization procedure and simulations show an excellent performance as compared to previously reported algorithms.

I. INTRODUCTION

Distributed beamforming has been widely investigated in wireless communications and sensor array signal processing in recent years [1], [2], [3] [22], [23], [24], [25], [26], [27], [28], [29], [30], [31], [32], [33]. Such algorithms are key for situations in which the channels between the sources and the destination have poor quality so that devices cannot communicate directly and employ relays that receive and forward the signals. In [2], relay network problems are described as optimization problems and related transformations and implications are provided and discussed. The work in [7] formulates an optimization problem that maximizes the output signal-to-interference-plus-noise ratio (SINR) under total relay transmit power constraints, by computing the beamforming weight vector with only local information. The work in [4] focuses on multiple scenarios with different optimization problem formulations, in order to optimize the beamforming weight vector and increase the system signal-to-noise ratio (SNR), with the assumption that the global channel state information (CSI) is perfectly known. Other works like in [5], [6] analyze power control methods based on channel magnitude, whereas the powers of each relay are adaptively adjusted according to the qualities of their associated channels.

However, in most scenarios encountered, the channels observed by the relays may lead to performance degradation because of inevitable measurement, estimation and quantization errors in CSI [11] as well as propagation effects. These impairments result in imperfect CSI that can affect most distributed beamforming methods [34], [35], [36], [37], [38], [39], [40], [41], [42], [43], [44], [45], [56], [46], [47], [48], [49], [50], [51], [52], [53], [58], [55], [57], [58], [59], [60], [61], [62],

[63], [64], [65], [66], [67], [68], [69], [70], [71], [72], [73], [74], [75], [76], [77], [78], [79], [80], [81], [82], which either fail or cannot provide satisfactory performance. In this context, robust distributed beamforming (RDB) techniques are hence in demand to mitigate the channel errors or uncertainties and preserve the relay system performance. The studies in [9], [10], [11], [20] minimize the total relay transmit power under an overall quality of service (QoS) constraint, using either a convex semi-definite programme (SDP) relaxation method or a convex second-order cone programme (SOCP). The works in [9], [11] consider the channel errors as Gaussian random vectors with known statistical distributions between the source to the relay nodes and the relay nodes to the destination, whereas [10] models the channel errors with their covariance matrices as a type of matrix perturbation. The work in [10], [12], [18] presents a robust design, which ensures that the SNR constraint is satisfied for imperfect CSI by adopting a worst-case design and formulates the problem as a convex optimization problem that can be solved efficiently.

In this work, we propose an RDB technique that achieves very high estimation accuracy in terms of channel mismatch with reduced computational complexity, in scenarios where the global CSI is imperfect and local communication is unavailable. Unlike existing RDB approaches, we aim to maximize the system output SINR subject to a total relay transmit power constraint using an approach that exploits the cross-correlation between the beamforming weight vector and the system output and then projects the obtained cross-correlation vector onto subspaces computed from the statistics of second-order imperfect channels, namely, the cross-correlation and subspace projection (CCSP) RDB technique. Unlike our previous work on centralized beamforming [14], the CCSP RDB technique is distributed and has marked differences in the way the subspace processing is carried out. In the CCSP RDB method, the covariance matrices of the channel errors are modeled by a certain type of additive matrix perturbation methods [8], which ensures that the covariance matrices are always positive-definite. We consider multiple source signals and assume that there is no direct link between them and the destination. The proposed CCSP RDB technique shows outstanding SINR performance as compared to the existing distributed beamforming techniques, which focus on transmit power minimization over input SNR values.

The rest of this work is organized as follows: Section II presents the system model. Section III devises the proposed CCSP RDB method. Section IV illustrates and discusses the

simulation results. Section V states the conclusion.

II. SYSTEM MODEL

We consider a wireless communication network consisting of K signal sources (one desired signal source with the others as interferers), M distributed single-antenna relays and a destination. We assume that that direct links are not reliable and therefore not considered. The M relays receive data transmitted by the signal sources and then retransmit to the destination by employing beamforming, in which a two-step amplify-and-forward (AF) protocol is considered for cooperative communications.

In the first step, the k sources transmit the signals to the M single-antenna relays according to the model given by

$$\mathbf{x} = \mathbf{F}\mathbf{s} + \boldsymbol{\nu}, \quad (1)$$

where the vector $\mathbf{s} = [s_1, s_2, \dots, s_K]^T \in \mathbb{C}^{K \times 1}$ contains signals with zero mean denoted by $s_k = \sqrt{P_{s,k}}b_k$ for $k = 1, 2, \dots, K$, where $E[|b_k|^2] = \sigma_{b_k}^2$, $P_{s,k}$ and b_k are the transmit power and the information symbol of the k th signal source, respectively. We assume that s_1 is the desired signal while the remaining source signals are treated as interferers. The matrix $\mathbf{F} = [\mathbf{f}_1, \mathbf{f}_2, \dots, \mathbf{f}_K] \in \mathbb{C}^{M \times K}$ is the channel matrix between the signal sources and the relays, $\mathbf{f}_k = [f_{1,k}, f_{2,k}, \dots, f_{M,k}]^T \in \mathbb{C}^{M \times 1}$, $f_{m,k}$ denotes the channel between the m th relay and the k th source ($m = 1, 2, \dots, M$, $k = 1, 2, \dots, K$). $\boldsymbol{\nu} = [\nu_1, \nu_2, \dots, \nu_M]^T \in \mathbb{C}^{M \times 1}$ is the complex Gaussian noise vector at the relays and σ_ν^2 is the noise variance at each relay ($\nu_m \sim \mathcal{CN}(0, \sigma_\nu^2)$), which refers to the complex Gaussian distribution with zero mean and variance σ_ν^2). The vector $\mathbf{x} \in \mathbb{C}^{M \times 1}$ represents the received data at the relays. In the second step, the relays transmit $\mathbf{y} \in \mathbb{C}^{M \times 1}$, which is an amplified and phase-steered version of \mathbf{x} that can be written as

$$\mathbf{y} = \mathbf{W}\mathbf{x}, \quad (2)$$

where $\mathbf{W} = \text{diag}([w_1, w_2, \dots, w_M]) \in \mathbb{C}^{M \times M}$ is a diagonal matrix whose entries denote the beamforming weights, where $\text{diag}(\cdot)$ denote the diagonal entry of a matrix. Then the signal received at the destination is given by

$$z = \mathbf{g}^T \mathbf{y} + n, \quad (3)$$

where z is a scalar, $\mathbf{g} = [g_1, g_2, \dots, g_M]^T \in \mathbb{C}^{M \times 1}$ is the complex Gaussian channel vector between the relays and the destination, n ($n \sim \mathcal{CN}(0, \sigma_n^2)$) is the noise at the destination and z is the received signal at the destination. Here we assume that the noise samples at each relay and the destination have the same power, which means we have $P_n = \sigma_n^2 = \sigma_\nu^2$.

Both channel matrices \mathbf{F} and \mathbf{g} are modeled as Rayleigh distributed random variables, i.e., distance based large-scale channel propagation effects that include distance based fading and shadowing are considered. An exponential based path loss model is described by [13]

$$\gamma = \frac{\sqrt{L}}{\sqrt{d^\rho}}, \quad (4)$$

where γ is the distance-based path loss, L is the known path loss at the destination, d is the distance of interest relative

to the destination and ρ is the path loss exponent, which can vary due to different environments and is typically set within 2 to 5, with a lower value representing a clear and uncluttered environment, which has a slow attenuation and a higher value describing a cluttered and highly attenuating environment. Shadow fading can be described as a random variable with a probability distribution for the case of large scale fading given by

$$\beta = 10^{\left(\frac{\sigma_s \mathcal{N}(0,1)}{10}\right)}, \quad (5)$$

where β is the shadowing parameter, $\mathcal{N}(0,1)$ means the Gaussian distribution with zero mean and unit variance, σ_s is the shadowing spread in dB. The shadowing spread reflects the severity of the attenuation caused by shadowing, and is given between 0dB to 9dB [13]. The channels modeled with both path-loss and shadowing can be represented as:

$$\mathbf{F} = \gamma\beta\mathbf{F}_0, \quad (6)$$

$$\mathbf{g} = \gamma\beta\mathbf{g}_0, \quad (7)$$

where \mathbf{F}_0 and \mathbf{g}_0 denote the Rayleigh distributed channels without large-scale propagation effects [13].

The received signal at the m th relay can be expressed as:

$$x_m = \sum_{k=1}^K \underbrace{\sqrt{P_{s,k}}b_k}_{s_k} f_{m,k} + \nu_m, \quad (8)$$

then the transmitted signal at the m th relay is given by

$$y_m = w_m x_m. \quad (9)$$

The transmit power at the m th relay is equivalent to $E[|y_m|^2]$ so that can be written as $\sum_{m=1}^M E[|y_m|^2] = \sum_{m=1}^M E[|w_m x_m|^2]$ or in matrix form as $\mathbf{w}^H \mathbf{D} \mathbf{w}$ where $\mathbf{D} = \text{diag}(\sum_{k=1}^K P_{s,k} \sigma_{b_k}^2 [E[|f_{1,k}|^2], E[|f_{2,k}|^2], \dots, E[|f_{M,k}|^2]] + P_n)$ is a full-rank matrix, where $(\cdot)^H$ denotes the Hermitian transpose operator. The signal received at the destination can be expanded by substituting (8) and (9) in (3), which yields

$$z = \underbrace{\sum_{m=1}^M w_m g_m \sqrt{P_{s,1}} f_{m,1} b_1}_{\text{desired signal}} + \underbrace{\sum_{m=1}^M w_m g_m \sum_{k=2}^K \sqrt{P_{s,k}} f_{m,k} b_k}_{\text{interferers}} + \underbrace{\sum_{m=1}^M w_m g_m \nu_m + n}_{\text{noise}}. \quad (10)$$

By taking expectation of the components of (10), we can compute the desired signal power $P_{z,1}$, the interference power $P_{z,i}$ and the noise power $P_{z,n}$ at the destination as follows:

$$P_{z,1} = E \left[\sum_{m=1}^M (w_m g_m \sqrt{P_{s,1}} f_{m,1} b_1)^2 \right] \\ = P_{s,1} \sigma_{b_1}^2 \underbrace{\sum_{m=1}^M E \left[w_m^* (f_{m,1} g_m) (f_{m,1} g_m)^* w_m \right]}_{\mathbf{w}^H E[(\mathbf{f}_1 \odot \mathbf{g})(\mathbf{f}_1 \odot \mathbf{g})^H] \mathbf{w}}, \quad (11)$$

$$\begin{aligned}
P_{z,i} &= E \left[\sum_{m=1}^M (w_m g_m \sum_{k=2}^K \sqrt{P_{s,k} f_{m,k} b_k})^2 \right] \\
&= \sum_{k=2}^K P_{s,k} \sigma_{b_k}^2 \underbrace{\sum_{m=1}^M E \left[w_m^* (f_{m,k} g_m) (f_{m,k} g_m)^* w_m \right]}_{\mathbf{w}^H E[(\mathbf{f}_k \odot \mathbf{g})(\mathbf{f}_k \odot \mathbf{g})^H] \mathbf{w}} \quad (12)
\end{aligned}$$

$$P_{z,n} = E \left[\sum_{m=1}^M (w_m g_m \nu_m + n)^2 \right] = P_n \left(1 + \underbrace{\sum_{m=1}^M E \left[w_m^* g_m g_m^* w_m \right]}_{\mathbf{w}^H E[\mathbf{g}\mathbf{g}^H] \mathbf{w}} \right) \quad (13)$$

where $*$ denotes complex conjugation. By defining

$$\mathbf{R}_k \triangleq P_{s,k} \sigma_{b_k}^2 E[(\mathbf{f}_k \odot \mathbf{g})(\mathbf{f}_k \odot \mathbf{g})^H],$$

where \odot is the Schur-Hadamard product for $k = 1, 2, \dots, K$,

$$\mathbf{Q} \triangleq P_n E[\mathbf{g}\mathbf{g}^H],$$

and the SINR is computed as:

$$\text{SINR} = \frac{P_{z,1}}{P_{z,i} + P_{z,n}} = \frac{\mathbf{w}^H \mathbf{R}_1 \mathbf{w}}{P_n + \mathbf{w}^H (\mathbf{Q} + \sum_{k=2}^K \mathbf{R}_k) \mathbf{w}} \quad (14)$$

It should be noted that in (14), the quantities \mathbf{R}_k , $k = 1, \dots, K$ and \mathbf{Q} only consist of the second-order statistics of the channels, which means that if the channels have no mismatches, those quantities describe the perfect knowledge of CSI. At this point, in order to introduce errors described by $\mathbf{E} = [\mathbf{e}_1, \dots, \mathbf{e}_K] \in \mathbb{C}^{M \times K}$ and $\mathbf{e} \in \mathbb{C}^{M \times 1}$ to the channels $\hat{\mathbf{F}}$ and $\hat{\mathbf{g}}$, we have

$$\hat{\mathbf{f}}_k = \mathbf{f}_k + \mathbf{e}_k, k = 1, 2, \dots, K, \quad (15)$$

$$\hat{\mathbf{g}} = \mathbf{g} + \mathbf{e}, k = 1, 2, \dots, K, \quad (16)$$

where $\hat{\mathbf{f}}_k$ is the k th mismatched channel component of $\hat{\mathbf{F}}$. The elements of \mathbf{e}_k for any $k = 1, \dots, K$ and \mathbf{e} are assumed to be for simplicity independent and identically distributed (i.i.d) Gaussian variables so that the covariance matrices $\mathbf{R}_{\mathbf{e}_k} = E[\mathbf{e}_k \mathbf{e}_k^H]$ and $\mathbf{R}_{\mathbf{e}} = E[\mathbf{e} \mathbf{e}^H]$ are diagonal, in which case we can directly impose the effects of the uncertainties to all the matrices associated with \mathbf{f}_k and \mathbf{g} in (14). By assuming that the channel errors are uncorrelated with the channels so that $E[\mathbf{e}_k \odot \mathbf{g}] = \mathbf{0}$, $E[\mathbf{e} \odot \mathbf{f}_k] = \mathbf{0}$ and $E[\mathbf{e}_k \odot \mathbf{f}_k] = \mathbf{0}$, then we can use an additive Frobenius norm matrix perturbation method as introduced in [8], thus we can have the following:

$$\hat{\mathbf{R}}_k = \mathbf{R}_k + \mathbf{R}_{\mathbf{e}_k} = \mathbf{R}_k + \epsilon \|\mathbf{R}_k\|_F \mathbf{I}_M, k = 1, \dots, K, \quad (17)$$

$$\hat{\mathbf{Q}} = \mathbf{Q} + \mathbf{R}_{\mathbf{e}} = \mathbf{Q} + \epsilon \|\mathbf{Q}\|_F \mathbf{I}_M, k = 1, \dots, K, \quad (18)$$

$$\hat{\mathbf{D}} = \mathbf{D} + \epsilon \|\mathbf{D}\|_F \mathbf{I}_M, \quad (19)$$

where $\hat{\mathbf{R}}_k$, $\hat{\mathbf{Q}}$ and $\hat{\mathbf{D}}$ are the matrices perturbed after the channel mismatches are taken into account, ϵ is the perturbation parameter uniformly distributed within $(0, \epsilon_{max}]$ where ϵ_{max} is a predefined constant which describes the mismatch level. The matrix \mathbf{I}_M represents the identity matrix of dimension M and it is clear that $\hat{\mathbf{R}}_k$, $\hat{\mathbf{Q}}$ and $\hat{\mathbf{D}}$ are positive definite, i.e.

$\hat{\mathbf{R}}_k \succ \mathbf{0}$ ($k = 1, \dots, K$), $\hat{\mathbf{Q}} \succ \mathbf{0}$ and $\hat{\mathbf{D}} \succ \mathbf{0}$. According to (14), the robust optimization problem that maximizes the output SINR with a total relay transmit power constraint is written as

$$\begin{aligned}
\max_{\mathbf{w}} & \frac{\mathbf{w}^H \hat{\mathbf{R}}_1 \mathbf{w}}{P_n + \mathbf{w}^H (\hat{\mathbf{Q}} + \sum_{k=2}^K \hat{\mathbf{R}}_k) \mathbf{w}} \quad (20) \\
\text{subject to} & \quad \mathbf{w}^H \hat{\mathbf{D}} \mathbf{w} \leq P_T.
\end{aligned}$$

The optimization problem (20) has a similar form to the optimization problem in [4] and hence can be solved in a closed form using an eigen-decomposition method that only requires quantities or parameters with known second-order statistics.

III. PROPOSED CCSP RDB ALGORITHM

In this section, the proposed CCSP RDB algorithm is introduced. The algorithm is considered for a system with imperfect CSI, works iteratively to estimate and obtain the channel statistics over snapshots. The algorithm is based on the exploitation of cross-correction vector between the relay received data and the system output, as well as the construction of eigen-subspaces. By projecting the so obtained cross-correlation vector onto the subspaces at the relays, the channel errors can be mitigated and the result leads to a precise estimate of the beamformers. To this end, the sample cross-correlation vector (SCV) $\hat{\mathbf{q}}(i)$ in the i th iteration can be estimated by

$$\hat{\mathbf{q}}(i) = \frac{1}{i} \sum_{j=1}^i \mathbf{x}(j) z^*(j), \quad (21)$$

which uses sample averages that take into account all the data observations from snapshot one to the current snapshot, where $\mathbf{x}(i)$ and $z^*(i)$ refer to the data observation vector in the i th snapshot at the relays and the system output in the i th snapshot at the destination, respectively, in the presence of channel errors. Then, we decompose the mismatched channel matrix $\hat{\mathbf{F}}(i)$ into K components as $\hat{\mathbf{F}}(i) = [\hat{\mathbf{f}}_1(i), \hat{\mathbf{f}}_2(i), \dots, \hat{\mathbf{f}}_K(i)]$ and for each of them we construct a separate projection matrix. For the k th ($1 \leq k \leq K$) component, we compute the covariance matrix for $\hat{\mathbf{f}}_k(i)$ and use it as an estimate of the true channel covariance matrix instead of the mismatched channel covariance matrices:

$$\hat{\mathbf{R}}_{\hat{\mathbf{f}}_k}(i) = \frac{1}{i} \sum_{j=1}^i \hat{\mathbf{f}}_k(j) \hat{\mathbf{f}}_k^H(j). \quad (22)$$

$$\hat{\mathbf{R}}_{\hat{\mathbf{g}}}(i) = \frac{1}{i} \sum_{j=1}^i \hat{\mathbf{g}}(j) \hat{\mathbf{g}}^H(j). \quad (23)$$

Here we take an approximation for the time-averaged estimate of the covariance matrices so that we have $\mathbf{R}_{\hat{\mathbf{f}}_k}(i) = \frac{1}{i} \sum_{j=1}^i \mathbf{f}_k(j) \mathbf{f}_k^H(j) \approx \frac{1}{i} \sum_{j=1}^i \hat{\mathbf{f}}_k(j) \hat{\mathbf{f}}_k^H(j)$ and $\mathbf{R}_{\hat{\mathbf{g}}}(i) = \frac{1}{i} \sum_{j=1}^i \mathbf{g}(j) \mathbf{g}^H(j) \approx \frac{1}{i} \sum_{j=1}^i \hat{\mathbf{g}}(j) \hat{\mathbf{g}}^H(j)$. Then the error covariance matrices $\mathbf{R}_{\mathbf{e}_k}(i)$ and $\mathbf{R}_{\mathbf{e}}(i)$ can be computed as

$$\mathbf{R}_{\mathbf{e}_k}(i) = \epsilon \|\mathbf{R}_{\hat{\mathbf{f}}_k}(i)\|_F \mathbf{I}_M. \quad (24)$$

$$\mathbf{R}_e(i) = \epsilon \|\mathbf{R}_g(i)\|_F \mathbf{I}_M. \quad (25)$$

In order to eliminate or reduce the errors $\mathbf{e}_k(i)$ from $\hat{\mathbf{f}}_k(i)$ and \mathbf{e} from $\hat{\mathbf{g}}(i)$, the SCV obtained in (21) can be projected onto the subspaces described by

$$\mathbf{P}_k(i) = [\mathbf{c}_{1,k}(i), \dots, \mathbf{c}_{N,k}(i)][\mathbf{c}_{1,k}(i), \dots, \mathbf{c}_{N,k}(i)]^H, \quad (26)$$

and

$$\mathbf{P}(i) = [\mathbf{c}_1(i), \dots, \mathbf{c}_N(i)][\mathbf{c}_1(i), \dots, \mathbf{c}_N(i)]^H, \quad (27)$$

where $\mathbf{c}_{1,k}(i), \mathbf{c}_{2,k}(i), \dots, \mathbf{c}_{N,k}(i)$ and $\mathbf{c}_1(i), \mathbf{c}_2(i), \dots, \mathbf{c}_N(i)$ are the N principal eigenvectors of the error spectrum matrix $\mathbf{C}_k(i)$ and $\mathbf{C}(i)$, respectively, defined by

$$\mathbf{C}_k(i) \triangleq \int_{\epsilon \rightarrow 0^+}^{\epsilon_{max}} E[\hat{\mathbf{f}}_k(i) \hat{\mathbf{f}}_k^H(i)] d\epsilon \quad (28)$$

and

$$\mathbf{C}(i) \triangleq \int_{\epsilon \rightarrow 0^+}^{\epsilon_{max}} E[\hat{\mathbf{g}}(i) \hat{\mathbf{g}}^H(i)] d\epsilon. \quad (29)$$

Since we have already assumed that $\mathbf{e}_k(i)$ and $\mathbf{e}(i)$ are uncorrelated with $\mathbf{f}_k(i)$ and $\mathbf{g}(i)$, if ϵ follows a uniform distribution over the sector $(0, \epsilon_{max}]$, by approximating $E[\mathbf{f}_k(i) \mathbf{f}_k^H(i)] \approx \mathbf{R}_{\mathbf{f}_k}(i)$, $E[\mathbf{e}_k(i) \mathbf{e}_k^H(i)] \approx \mathbf{R}_{\mathbf{e}_k}(i)$, $E[\mathbf{g}(i) \mathbf{g}^H(i)] \approx \mathbf{R}_{\mathbf{g}}(i)$ and $E[\mathbf{e}(i) \mathbf{e}^H(i)] \approx \mathbf{R}_{\mathbf{e}}(i)$, (28) and (29) can be simplified as

$$\mathbf{C}_k(i) = \epsilon_{max} \mathbf{R}_{\mathbf{f}_k}(i) + \frac{\epsilon_{max}^2}{2} \|\mathbf{R}_{\mathbf{f}_k}(i)\|_F \mathbf{I}_M, \quad (30)$$

and

$$\mathbf{C}(i) = \epsilon_{max} \mathbf{R}_{\mathbf{g}}(i) + \frac{\epsilon_{max}^2}{2} \|\mathbf{R}_{\mathbf{g}}(i)\|_F \mathbf{I}_M, \quad (31)$$

Then the mismatched channel components are then estimated by

$$\hat{\mathbf{f}}_k(i) = \frac{\mathbf{P}_k(i) \hat{\mathbf{q}}(i)}{\|\mathbf{P}_k(i) \hat{\mathbf{q}}(i)\|_2}, \quad (32)$$

$$\hat{\mathbf{g}}(i) = \frac{\mathbf{P}(i) \hat{\mathbf{q}}(i)}{\|\mathbf{P}(i) \hat{\mathbf{q}}(i)\|_2}. \quad (33)$$

To this point, all the K channel components of $\hat{\mathbf{f}}_k(i)$ are obtained so that we have $\hat{\mathbf{F}}_k(i) = [\hat{\mathbf{f}}_1(i), \hat{\mathbf{f}}_2(i), \dots, \hat{\mathbf{f}}_K(i)]$. In the next step, we use the so obtained channel components to provide estimates for the matrix quantities $\hat{\mathbf{R}}_k(i)$ ($k = 1, \dots, K$), $\hat{\mathbf{Q}}(i)$ and $\hat{\mathbf{D}}(i)$ in (20) as follows:

$$\hat{\mathbf{R}}_k(i) = P_{s,k} E[(\hat{\mathbf{f}}_k(i) \odot \hat{\mathbf{g}}(i))(\hat{\mathbf{f}}_k(i) \odot \hat{\mathbf{g}}(i))^H], \quad (34)$$

$$\hat{\mathbf{Q}}(i) = P_n E[\hat{\mathbf{g}}(i) \hat{\mathbf{g}}^H(i)], \quad (35)$$

$$\hat{\mathbf{D}}(i) = \text{diag} \left(\sum_{k=1}^K P_{s,k} [E[|\hat{f}_{1,k}(i)|^2], \dots, E[|\hat{f}_{M,k}(i)|^2]] + P_n \right). \quad (36)$$

To proceed further, we define $\hat{\mathbf{U}}(i) = \hat{\mathbf{Q}}(i) + \sum_{k=2}^K \hat{\mathbf{R}}_k(i)$ so that (20) can be written as

$$\begin{aligned} & \max_{\mathbf{w}(i)} \frac{\mathbf{w}^H(i) \hat{\mathbf{R}}_1(i) \mathbf{w}(i)}{P_n + \mathbf{w}^H(i) \hat{\mathbf{U}}(i) \mathbf{w}(i)} \\ & \text{subject to } \mathbf{w}^H(i) \hat{\mathbf{D}}(i) \mathbf{w}(i) \leq P_T. \end{aligned} \quad (37)$$

To solve the optimization problem in (37), the weight vector is rewritten as

$$\mathbf{w}(i) = \sqrt{p} \mathbf{D}^{-1/2}(i) \tilde{\mathbf{w}}(i), \quad (38)$$

where $\tilde{\mathbf{w}}(i)$ satisfies $\tilde{\mathbf{w}}^H(i) \tilde{\mathbf{w}}(i) = 1$. Then (37) can be rewritten as

$$\begin{aligned} & \max_{p, \tilde{\mathbf{w}}(i)} \frac{p \tilde{\mathbf{w}}^H(i) \tilde{\mathbf{R}}_1(i) \tilde{\mathbf{w}}(i)}{p \tilde{\mathbf{w}}^H(i) \tilde{\mathbf{U}}(i) \tilde{\mathbf{w}}(i) + P_n} \\ & \text{subject to } \|\tilde{\mathbf{w}}(i)\|^2 = 1, p \leq P_T, \end{aligned} \quad (39)$$

where $\tilde{\mathbf{R}}_1(i) = \hat{\mathbf{D}}^{-1/2}(i) \hat{\mathbf{R}}_1(i) \hat{\mathbf{D}}^{-1/2}(i)$ and $\tilde{\mathbf{U}}(i) = \hat{\mathbf{D}}^{-1/2}(i) \hat{\mathbf{U}}(i) \hat{\mathbf{D}}^{-1/2}(i)$. As the objective function in (39) increases monotonically with p regardless of $\tilde{\mathbf{w}}(i)$, which means the objective function is maximized when $p = P_T$, hence (39) can be simplified to

$$\begin{aligned} & \max_{\tilde{\mathbf{w}}(i)} \frac{P_T \tilde{\mathbf{w}}^H(i) \tilde{\mathbf{R}}_1(i) \tilde{\mathbf{w}}(i)}{P_T \tilde{\mathbf{w}}^H(i) \tilde{\mathbf{U}}(i) \tilde{\mathbf{w}}(i) + P_n} \\ & \text{subject to } \|\tilde{\mathbf{w}}(i)\|^2 = 1, \end{aligned} \quad (40)$$

or equivalently as

$$\begin{aligned} & \max_{\tilde{\mathbf{w}}(i)} \frac{P_T \tilde{\mathbf{w}}^H(i) \tilde{\mathbf{R}}_1(i) \tilde{\mathbf{w}}(i)}{\tilde{\mathbf{w}}^H(i) (P_n \mathbf{I}_M + P_T \tilde{\mathbf{U}}(i)) \tilde{\mathbf{w}}(i)} \\ & \text{subject to } \|\tilde{\mathbf{w}}(i)\|^2 = 1, \end{aligned} \quad (41)$$

in which the objective function is maximized when $\tilde{\mathbf{w}}(i)$ is chosen as the principal eigenvector of $(P_n \mathbf{I}_M + P_T \tilde{\mathbf{U}}(i))^{-1} \tilde{\mathbf{R}}_1(i)$ [4], which leads to the solution for the weight vector of the distributed beamformer with channel errors given by

$$\begin{aligned} \mathbf{w}(i) = & \sqrt{P_T} \hat{\mathbf{D}}^{-1/2}(i) \mathcal{P}\{(P_n \mathbf{I}_M \\ & + \hat{\mathbf{D}}^{-1/2}(i) \hat{\mathbf{U}}(i) \hat{\mathbf{D}}^{-1/2}(i))^{-1} \hat{\mathbf{D}}^{-1/2}(i) \hat{\mathbf{R}}_1(i) \hat{\mathbf{D}}^{-1/2}(i)\}, \end{aligned} \quad (42)$$

where $\mathcal{P}\{\cdot\}$ denotes the principal eigenvector corresponding to the largest eigenvalue. Then the maximum achievable SINR of the system in the presence of channel errors is given by

$$\text{SINR}_{max} = P_T \lambda_{max} \{(P_n \mathbf{I}_M + \hat{\mathbf{D}}^{-1/2}(i) \hat{\mathbf{U}}(i) \hat{\mathbf{D}}^{-1/2}(i))^{-1} \hat{\mathbf{D}}^{-1/2}(i) \hat{\mathbf{R}}_1(i) \hat{\mathbf{D}}^{-1/2}(i)\}, \quad (43)$$

where λ_{max} is the maximum eigenvalue. In order to reproduce the proposed CCSP RDB algorithm, we use (21)-(23), (30)-(36), (42) and (43) for each iteration.

IV. SIMULATIONS

In the simulations, we compare the proposed CCSP RDB algorithm with several existing robust approaches [10], [11], [12], [17], [18], [20] (i.e. worst-case SDP online programming) in the presence of imperfect CSI. The simulation metrics considered include the system output SINR versus input SNR, snapshots as well as the maximum allowable total transmit power P_T . In some scenarios, we consider that the interferers are strong enough as compared to the desired signal and the noise. In all simulations, the system input SNR is known and can be controlled by adjusting only the noise power. Both channels \mathbf{F} and \mathbf{g} follow the Rayleigh distribution, whereas

the mismatch is only considered for \mathbf{F} . The shadowing and path loss parameters employ $\rho = 2$, the source-to-destination power path loss is $L = 10\text{dB}$ and the shadowing spread is $\sigma_s = 3\text{dB}$. The distances of the source-to-relay links d_{s,r_m} ($m = 1, \dots, M$) are modeled as pseudo-random in an area defined by a range of relative distances based on the source-to-destination distance $d_{s,d}$ which is set to 1, so as the source-to-relay link distances d_{s,r_m} are decided by a set of uniform random variables distributed between 0.5 to 0.9, with corresponding relay-source-destination angles $\theta_{r_m,s,d}$ randomly chosen from an angular range of $-\pi/2$ to $\pi/2$. Therefore, the relay-to-destination distances $d_{r_m,d}$ can be calculated using the trigonometric identity given by

$$d_{r_m,d} = \sqrt{d_{s,r_m}^2 + 1 - 2d_{s,r_m} \cos \theta_{r_m,s,d}}.$$

The total number of relays and signal sources are set to $M = 8$ and $K = 3$, respectively. The system interference-to-noise ratio (INR) is specified in each scenario and 100 snapshots are considered. The number of principal components is manually selected to optimize the performance for the CCSP RDB algorithm.

We first examine the SINR performance versus a variation of maximum allowable total transmit power P_T (i.e. 1dBW to 5dBW) by setting both SNR and INR to 10dB. We consider that all interferers have the same power. We also set the matrix perturbation parameter to $\epsilon_{max} = 0.5$ for all algorithms. Fig. 1 shows that the output SINR increases as we lift up the limit for the maximum allowable transmit power. The proposed CCSP RDB method outperforms the worst-case SDP algorithm and perform close to the case with perfect CSI.

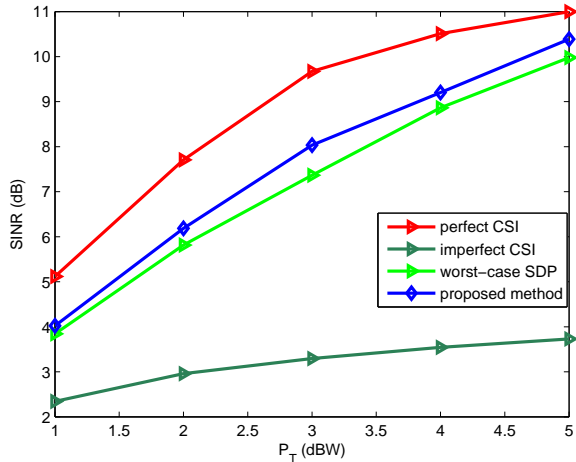


Fig. 1. SINR versus P_T , SNR=10dB, $\epsilon_{max} = 0.5$, INR=10dB

In the second example, we increase the system INR from 10dB to 20dB, consider $K = 3$ users but rearrange the powers of the interferers so that one of them is much stronger than the other. We then examine the algorithms in an incoherent scenario and set the power ratio of the stronger interferer over the weaker to 10. The maximum allowable total transmit power P_T and the perturbation parameter ϵ_{max} are fixed to 1dBW and 0.2, respectively. We observe the SINR performance

versus SNR for these algorithms and illustrate the results in Fig. 2. Then we set the system SNR to 10dB and observe the output SINR performance versus snapshots as in Fig. 3. It can be seen that all algorithms have performance degradation due to strong interferers as well as their power distribution. However, the CCSP RDB algorithm has excellent robustness in terms of SINR against the presences of strong interferers with unbalanced power distribution.

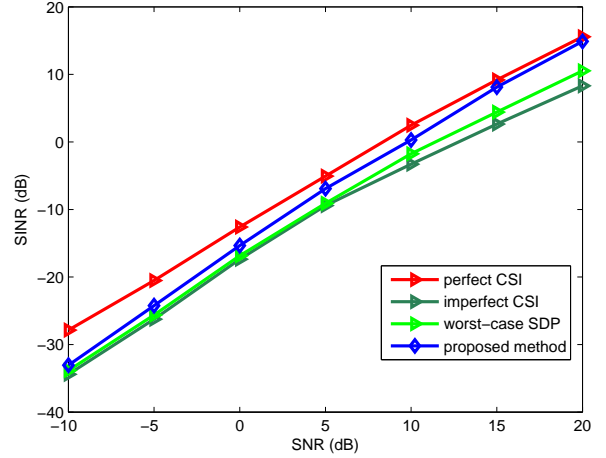


Fig. 2. SINR versus SNR, $P_T = 1\text{dBW}$, $\epsilon_{max} = 0.2$, INR=20dB

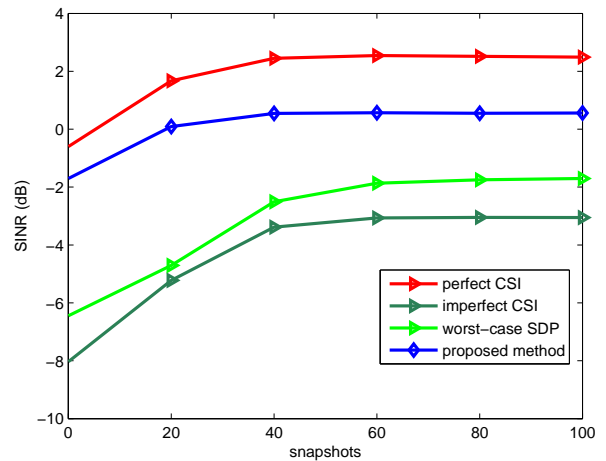


Fig. 3. SINR versus snapshots, $P_T = 1\text{dBW}$, $\epsilon_{max} = 0.2$, SNR=10dB, INR=20dB

V. CONCLUSION

We have devised the CCSP RDB approach based on the exploitation of the cross-correlation between the received data from the relays at the destination and the system output. The proposed CCSP RDB method does not require any costly on-line optimization procedure and the results show an excellent performance as compared to prior art.

REFERENCES

- [1] R. Mudumbai, D.R. Brown III, U. Madhow, and H.V. Poor, "Distributed Transmit Beamforming Challenges and Recent Progress," *IEEE Communications Magazine*, Vol. 47, Issue. 2, pp. 102-110, 2009.
- [2] A. B. Gershman, N. D. Sidiropoulos, S. Shahbazpanahi, M. Bengtsson, and B. Ottersten, "Convex Optimization-Based Beamforming," *IEEE Signal Processing Magazine*, Vol. 27, Issue. 3, pp. 62-75, May 2010.
- [3] J. Uher, T. A. Wysocki, and B. J. Wysocki, "Review of Distributed Beamforming," *Journal of Telecommunications and Inf. Technology*, 2011.
- [4] V. H. Nassab, S. Shahbazpanahi, A. Grami, and Z. Luo, "Distributed Beamforming for Relay Networks Based on Second-Order Statistics of the Channel State Information," *IEEE Trans. Signal Process.*, Vol. 56, No. 9, pp. 4306-4316, Sep 2008.
- [5] Y. Jing and H. Jafarkhani, "Network Beamforming Using Relays With Perfect Channel Information," *IEEE Trans. Information Theory*, Vol. 55, No. 6, pp. 2499-2517, June 2009.
- [6] V. Havary-Nassab, S. Shahbazpanahi, and A. Grami, "Optimal Distributed Beamforming for Two-Way Relay Networks," *IEEE Trans. Signal Process.*, Vol. 58, No. 3, pp. 1238-1250, March 2010.
- [7] K. Zarifi, S. Zaidi, S. Affes, and A. Ghayeb, "A Distributed Amplify-and-Forward Beamforming Technique in Wireless Sensor Networks," *IEEE Trans. Signal Process.*, Vol. 59, No. 8, pp. 3657-3674, Aug 2011.
- [8] M. Dahleh, M. A. Dahleh, G. Verghese, "Dynamic Systems and Control," *Department of Electrical Engineering and Computer Science Massachusetts Institute of Technology*, 2011.
- [9] M. A. Maleki, S. Mehrizi, M. Ahmadian, "Distributed Robust Beamforming in Multi-User Relay Network," *IEEE Wireless Communications and Networking Conference (WCNC)*, pp. 904-907, 2014.
- [10] B. Mahboobi, M. Ardebilipour, A. Kalantari and E. Soleimani-Nasab, "Robust Cooperative Relay Beamforming," *IEEE Wireless Communications Letters*, Vol. 2, Issue. 4, pp. 399-402, May 2013.
- [11] D. Ponukumati, F. Gao, and C. Xing, "Robust Peer-to-Peer Relay Beamforming A Probabilistic Approach," *IEEE Communications Letters*, Vol. 17, Issue. 2, pp. 305-308, Jan 2013.
- [12] P. Ubaidulla; A. Chockalingam, "Robust distributed beamforming for wireless relay networks," *IEEE 20th International Symposium on Personal, Indoor and Mobile Radio Communications*, Sep 2009.
- [13] T. Hesketh, R. C. de Lamare and S. Wales, "Joint maximum likelihood detection and link selection for cooperative MIMO relay systems," *IET Communications*, Vol. 8, Issue 14, pp. 2489-2499, Sep 2014.
- [14] H. Ruan and R. C. de Lamare, "Robust Adaptive Beamforming Based on Low-Rank and Cross-Correlation Techniques," *IEEE Trans. Signal Process.*, Vol. PP, Issue. 99, pp. 1, April 2016.
- [15] J. V. Stone, "Principal Component Analysis and Factor Analysis," *MIT Press*, Edition. 1, pp. 129-135, 2004.
- [16] A. G. Fabregas, A. Martinez and G. Caire, "Bit-Interleaved Coded Modulation," *Foundations and Trends in Communications and Information Theory*, Vol. 5, No. 12, pp 1-153, 2008. <http://dx.doi.org/10.1561/01000000019>
- [17] H. Chen and L. Zhang, "Worst-Case Based Robust Distributed Beamforming for Relay Networks," *Proc. IEEE Int. Conf. Acoustic, Speech and Signal Processing*, pp. 4963-4967, May 2013.
- [18] S. Salari, M. Z. Amirani, I. Kim, D. Kim and J. Yang, "Worst-Case Based Robust Distributed Beamforming for Relay Networks," *IEEE Trans. Wireless Commun.*, Vol. 15, Issue. 6, pp. 4455-4469, March 2016.
- [19] Y. Zhang, E. DallAnese and G. B. Giannakis, "Distributed Optimal Beamformers for Cognitive Radios Robust to Channel Uncertainties," *IEEE Trans. Signal Process.*, Vol. 60, Issue. 12, pp. 6495-6508, Sep 2012.
- [20] P. Hsieh, Y. Lin, and S. Chen, "Robust distributed beamforming design in amplify-and-forward relay systems with multiple user pairs," *23rd International Conference on Software, Telecommunications and Computer Networks (SoftCOM)*, pp. 371-375, Sep 2015.
- [21] H. Ruan and R. C. de Lamare, "Robust Adaptive Beamforming Using a Low-Complexity Shrinkage-Based Mismatch Estimation Algorithm," *IEEE Sig. Proc. Letters.*, Vol. 21, No. 1, pp. 60-64, Nov 2013.
- [22] P. Clarke and R. C. de Lamare, "Joint Transmit Diversity Optimization and Relay Selection for Multi-Relay Cooperative MIMO Systems Using Discrete Stochastic Algorithms," *IEEE Communications Letters*, vol.15, no.10, pp.1035-1037, October 2011.
- [23] P. Clarke and R. C. de Lamare, "Transmit Diversity and Relay Selection Algorithms for Multirelay Cooperative MIMO Systems" *IEEE Transactions on Vehicular Technology*, vol.61, no. 3, pp. 1084-1098, October 2011.
- [24] Y. Cai, R. C. de Lamare, and R. Fa, "Switched Interleaving Techniques with Limited Feedback for Interference Mitigation in DS-CDMA Systems," *IEEE Transactions on Communications*, vol.59, no.7, pp.1946-1956, July 2011.
- [25] Y. Cai, R. C. de Lamare, D. Le Ruyet, "Transmit Processing Techniques Based on Switched Interleaving and Limited Feedback for Interference Mitigation in Multiantenna MC-CDMA Systems," *IEEE Transactions on Vehicular Technology*, vol.60, no.4, pp.1559-1570, May 2011.
- [26] T. Wang, R. C. de Lamare, and P. D. Mitchell, "Low-Complexity Set-Membership Channel Estimation for Cooperative Wireless Sensor Networks," *IEEE Transactions on Vehicular Technology*, vol.60, no.6, pp.2594-2607, July 2011.
- [27] T. Wang, R. C. de Lamare and A. Schmeink, "Joint linear receiver design and power allocation using alternating optimization algorithms for wireless sensor networks," *IEEE Trans. on Vehi. Tech.*, vol. 61, pp. 4129-4141, 2012.
- [28] R. C. de Lamare, "Joint iterative power allocation and linear interference suppression algorithms for cooperative DS-CDMA networks", *IET Communications*, vol. 6, no. 13 , 2012, pp. 1930-1942.
- [29] T. Peng, R. C. de Lamare and A. Schmeink, "Adaptive Distributed Space-Time Coding Based on Adjustable Code Matrices for Cooperative MIMO Relaying Systems", *IEEE Transactions on Communications*, vol. 61, no. 7, July 2013.
- [30] P. Li and R. C. de Lamare, "Distributed Iterative Detection With Reduced Message Passing for Networked MIMO Cellular Systems," in *IEEE Transactions on Vehicular Technology*, vol. 63, no. 6, pp. 2947-2954, July 2014.
- [31] T. Peng and R. C. de Lamare, "Adaptive Buffer-Aided Distributed Space-Time Coding for Cooperative Wireless Networks," *IEEE Transactions on Communications*, vol. 64, no. 5, pp. 1888-1900, May 2016.
- [32] J. Gu, R. C. de Lamare and M. Huemer, "Buffer-Aided Physical-Layer Network Coding with Optimal Linear Code Designs for Cooperative Networks," *IEEE Transactions on Communications*, 2017.
- [33] H. Ruan and R. C. de Lamare, "Robust distributed beamforming based on cross-correlation and subspace projection techniques", *Digital Signal Processing (DSP)*, 2017.
- [34] Z. Xu and M.K. Tsatsanis, "Blind adaptive algorithms for minimum variance CDMA receivers," *IEEE Trans. Communications*, vol. 49, No. 1, January 2001.
- [35] R. C. de Lamare and R. Sampaio-Neto, "Low-Complexity Variable Step-Size Mechanisms for Stochastic Gradient Algorithms in Minimum Variance CDMA Receivers", *IEEE Trans. Signal Processing*, vol. 54, pp. 2302 - 2317, June 2006.
- [36] C. Xu, G. Feng and K. S. Kwak, "A Modified Constrained Constant Modulus Approach to Blind Adaptive Multiuser Detection," *IEEE Trans. Communications*, vol. 49, No. 9, 2001.
- [37] Z. Xu and P. Liu, "Code-Constrained Blind Detection of CDMA Signals in Multipath Channels," *IEEE Sig. Proc. Letters*, vol. 9, No. 12, December 2002.
- [38] R. C. de Lamare and R. Sampaio Neto, "Blind Adaptive Code-Constrained Constant Modulus Algorithms for CDMA Interference Suppression in Multipath Channels", *IEEE Communications Letters*, vol 9. no. 4, April, 2005.
- [39] L. Landau, R. C. de Lamare and M. Haardt, "Robust adaptive beamforming algorithms using the constrained constant modulus criterion," *IET Signal Processing*, vol.8, no.5, pp.447-457, July 2014.
- [40] R. C. de Lamare, "Adaptive Reduced-Rank LCMV Beamforming Algorithms Based on Joint Iterative Optimisation of Filters", *Electronics Letters*, vol. 44, no. 9, 2008.
- [41] R. C. de Lamare and R. Sampaio-Neto, "Adaptive Reduced-Rank Processing Based on Joint and Iterative Interpolation, Decimation and Filtering", *IEEE Transactions on Signal Processing*, vol. 57, no. 7, July 2009, pp. 2503 - 2514.
- [42] R. C. de Lamare and Raimundo Sampaio-Neto, "Reduced-rank Interference Suppression for DS-CDMA based on Interpolated FIR Filters", *IEEE Communications Letters*, vol. 9, no. 3, March 2005.
- [43] R. C. de Lamare and R. Sampaio-Neto, "Adaptive Reduced-Rank MMSE Filtering with Interpolated FIR Filters and Adaptive Interpolators", *IEEE Signal Processing Letters*, vol. 12, no. 3, March, 2005.
- [44] R. C. de Lamare and R. Sampaio-Neto, "Adaptive Interference Suppression for DS-CDMA Systems based on Interpolated FIR Filters with Adaptive Interpolators in Multipath Channels", *IEEE Trans. Vehicular Technology*, Vol. 56, no. 6, September 2007.
- [45] R. C. de Lamare, L. Wang and R. Fa "Adaptive reduced-rank LCMV beamforming algorithms based on joint iterative optimization of filters: Design and analysis," *Signal Processing*, Feb. 2010.

- Adaptive reduced-rank LCMV beamforming algorithms based on joint iterative optimization of filters: Design and analysis
- [46] R. C. de Lamare and R. Sampaio-Neto, "Reduced-rank adaptive filtering based on joint iterative optimization of adaptive filters", *IEEE Signal Process. Lett.*, vol. 14, no. 12, pp. 980-983, Dec. 2007.
- [47] R. C. de Lamare, M. Haardt, and R. Sampaio-Neto, "Blind Adaptive Constrained Reduced-Rank Parameter Estimation based on Constant Modulus Design for CDMA Interference Suppression", *IEEE Transactions on Signal Processing*, June 2008.
- [48] M. Yukawa, R. C. de Lamare and R. Sampaio-Neto, "Efficient Acoustic Echo Cancellation With Reduced-Rank Adaptive Filtering Based on Selective Decimation and Adaptive Interpolation," *IEEE Transactions on Audio, Speech, and Language Processing*, vol.16, no. 4, pp. 696-710, May 2008.
- [49] R. C. de Lamare and R. Sampaio-Neto, "Reduced-rank space-time adaptive interference suppression with joint iterative least squares algorithms for spread-spectrum systems," *IEEE Trans. Vehi. Technol.*, vol. 59, no. 3, pp. 1217-1228, Mar. 2010.
- [50] R. C. de Lamare and R. Sampaio-Neto, "Adaptive reduced-rank equalization algorithms based on alternating optimization design techniques for MIMO systems," *IEEE Trans. Vehi. Technol.*, vol. 60, no. 6, pp. 2482-2494, Jul. 2011.
- [51] R. C. de Lamare, L. Wang, and R. Fa, "Adaptive reduced-rank LCMV beamforming algorithms based on joint iterative optimization of filters: Design and analysis," *Signal Processing*, vol. 90, no. 2, pp. 640-652, Feb. 2010.
- [52] R. Fa, R. C. de Lamare, and L. Wang, "Reduced-Rank STAP Schemes for Airborne Radar Based on Switched Joint Interpolation, Decimation and Filtering Algorithm," *IEEE Transactions on Signal Processing*, vol.58, no.8, Aug. 2010, pp.4182-4194.
- [53] L. Wang and R. C. de Lamare, "Low-Complexity Adaptive Step Size Constrained Constant Modulus SG Algorithms for Blind Adaptive Beamforming", *Signal Processing*, vol. 89, no. 12, December 2009, pp. 2503-2513.
- [54] L. Wang and R. C. de Lamare, "Adaptive Constrained Constant Modulus Algorithm Based on Auxiliary Vector Filtering for Beamforming," *IEEE Transactions on Signal Processing*, vol. 58, no. 10, pp. 5408-5413, Oct. 2010.
- [55] L. Wang, R. C. de Lamare, M. Yukawa, "Adaptive Reduced-Rank Constrained Constant Modulus Algorithms Based on Joint Iterative Optimization of Filters for Beamforming," *IEEE Transactions on Signal Processing*, vol.58, no.6, June 2010, pp.2983-2997.
- [56] L. Qiu, Y. Cai, R. C. de Lamare and M. Zhao, "Reduced-Rank DOA Estimation Algorithms Based on Alternating Low-Rank Decomposition," *IEEE Signal Processing Letters*, vol. 23, no. 5, pp. 565-569, May 2016.
- [57] L. Wang, R. C. de Lamare and M. Yukawa, "Adaptive reduced-rank constrained constant modulus algorithms based on joint iterative optimization of filters for beamforming", *IEEE Transactions on Signal Processing*, vol.58, no. 6, pp. 2983-2997, June 2010.
- [58] L. Wang and R. C. de Lamare, "Adaptive constrained constant modulus algorithm based on auxiliary vector filtering for beamforming", *IEEE Transactions on Signal Processing*, vol. 58, no. 10, pp. 5408-5413, October 2010.
- [59] R. Fa and R. C. de Lamare, "Reduced-Rank STAP Algorithms using Joint Iterative Optimization of Filters," *IEEE Transactions on Aerospace and Electronic Systems*, vol.47, no.3, pp.1668-1684, July 2011.
- [60] Z. Yang, R. C. de Lamare and X. Li, "L1-Regularized STAP Algorithms With a Generalized Sidelobe Canceler Architecture for Airborne Radar," *IEEE Transactions on Signal Processing*, vol.60, no.2, pp.674-686, Feb. 2012.
- [61] Z. Yang, R. C. de Lamare and X. Li, "Sparsity-aware spacetime adaptive processing algorithms with L1-norm regularisation for airborne radar", *IET signal processing*, vol. 6, no. 5, pp. 413-423, 2012.
- [62] Neto, F.G.A.; Nascimento, V.H.; Zakharov, Y.V.; de Lamare, R.C., "Adaptive re-weighting homotopy for sparse beamforming," in *Signal Processing Conference (EUSIPCO), 2014 Proceedings of the 22nd European*, vol., no., pp.1287-1291, 1-5 Sept. 2014
- [63] Almeida Neto, F.G.; de Lamare, R.C.; Nascimento, V.H.; Zakharov, Y.V., "Adaptive reweighting homotopy algorithms applied to beamforming," *IEEE Transactions on Aerospace and Electronic Systems*, vol.51, no.3, pp.1902-1915, July 2015.
- [64] L. Wang, R. C. de Lamare and M. Haardt, "Direction finding algorithms based on joint iterative subspace optimization," *IEEE Transactions on Aerospace and Electronic Systems*, vol.50, no.4, pp.2541-2553, October 2014.
- [65] S. D. Somasundaram, N. H. Parsons, P. Li and R. C. de Lamare, "Reduced-dimension robust capon beamforming using Krylov-subspace techniques," *IEEE Transactions on Aerospace and Electronic Systems*, vol.51, no.1, pp.270-289, January 2015.
- [66] H. Ruan and R. C. de Lamare, "Robust adaptive beamforming using a low-complexity shrinkage-based mismatch estimation algorithm," *IEEE Signal Process. Lett.*, vol. 21 no. 1 pp. 60-64, Nov. 2013.
- [67] H. Ruan and R. C. de Lamare, "Robust Adaptive Beamforming Based on Low-Rank and Cross-Correlation Techniques," *IEEE Transactions on Signal Processing*, vol. 64, no. 15, pp. 3919-3932, Aug. 2016.
- [68] S. Xu and R.C de Lamare, , *Distributed conjugate gradient strategies for distributed estimation over sensor networks*, *Sensor Signal Processing for Defense SSPD*, September 2012.
- [69] S. Xu, R. C. de Lamare, H. V. Poor, "Distributed Estimation Over Sensor Networks Based on Distributed Conjugate Gradient Strategies", *IET Signal Processing*, 2016 (to appear).
- [70] S. Xu, R. C. de Lamare and H. V. Poor, *Distributed Compressed Estimation Based on Compressive Sensing*, *IEEE Signal Processing letters*, vol. 22, no. 9, September 2014.
- [71] S. Xu, R. C. de Lamare and H. V. Poor, "Distributed reduced-rank estimation based on joint iterative optimization in sensor networks," in *Proceedings of the 22nd European Signal Processing Conference (EUSIPCO)*, pp.2360-2364, 1-5, Sept. 2014
- [72] S. Xu, R. C. de Lamare and H. V. Poor, "Adaptive link selection strategies for distributed estimation in diffusion wireless networks," in *Proc. IEEE International Conference on Acoustics, Speech and Signal Processing (ICASSP)*, , vol., no., pp.5402-5405, 26-31 May 2013.
- [73] S. Xu, R. C. de Lamare and H. V. Poor, "Dynamic topology adaptation for distributed estimation in smart grids," in *Computational Advances in Multi-Sensor Adaptive Processing (CAMSAP), 2013 IEEE 5th International Workshop on*, vol., no., pp.420-423, 15-18 Dec. 2013.
- [74] S. Xu, R. C. de Lamare and H. V. Poor, "Adaptive Link Selection Algorithms for Distributed Estimation", *EURASIP Journal on Advances in Signal Processing*, 2015.
- [75] L. Zhang, Y. Cai, C. Li, R. C. de Lamare, "Variable forgetting factor mechanisms for diffusion recursive least squares algorithm in sensor networks", *EURASIP Journal on Advances in Signal Processing*, 2017.
- [76] S. Xu, R. C. de Lamare, H. V. Poor, "Distributed Low-Rank Adaptive Estimation Algorithms Based on Alternating Optimization", *Signal Processing*, 2017
- [77] T. G. Miller, S. Xu, R. C. de Lamare and H. V. Poor, "Distributed Spectrum Estimation Based on Alternating Mixed Discrete-Continuous Adaptation," *IEEE Signal Processing Letters*, vol. 23, no. 4, pp. 551-555, April 2016.
- [78] N. Song, R. C. de Lamare, M. Haardt, and M. Wolf, "Adaptive Widely Linear Reduced-Rank Interference Suppression based on the Multi-Stage Wiener Filter," *IEEE Transactions on Signal Processing*, vol. 60, no. 8, 2012.
- [79] N. Song, W. U. Alokozai, R. C. de Lamare and M. Haardt, "Adaptive Widely Linear Reduced-Rank Beamforming Based on Joint Iterative Optimization," *IEEE Signal Processing Letters*, vol.21, no.3, pp. 265-269, March 2014.
- [80] R.C. de Lamare, R. Sampaio-Neto and M. Haardt, "Blind Adaptive Constrained Constant-Modulus Reduced-Rank Interference Suppression Algorithms Based on Interpolation and Switched Decimation," *IEEE Trans. on Signal Processing*, vol.59, no.2, pp.681-695, Feb. 2011.
- [81] Y. Cai, R. C. de Lamare, "Adaptive Linear Minimum BER Reduced-Rank Interference Suppression Algorithms Based on Joint and Iterative Optimization of Filters," *IEEE Communications Letters*, vol.17, no.4, pp.633-636, April 2013.
- [82] R. C. de Lamare and R. Sampaio-Neto, "Sparsity-Aware Adaptive Algorithms Based on Alternating Optimization and Shrinkage," *IEEE Signal Processing Letters*, vol.21, no.2, pp.225,229, Feb. 2014.