

# Using Black-box Compression Algorithms for Phase Retrieval

Milad Bakhshizadeh, Arian Maleki, Shirin Jalali

## Abstract

<sup>1</sup> Compressive phase retrieval refers to the problem of recovering a structured  $n$ -dimensional complex-valued vector from its phase-less under-determined linear measurements. The non-linearity of measurements makes designing theoretically-analyzable efficient phase retrieval algorithms challenging. As a result, to a great extent, algorithms designed in this area are developed to take advantage of simple structures such as sparsity and its convex generalizations. The goal of this paper is to move beyond simple models through employing compression codes. Such codes are typically developed to take advantage of complex signal models to represent the signals as efficiently as possible. In this work, it is shown how an existing compression code can be treated as a black box and integrated into an efficient solution for phase retrieval. First, COmpressive Phase Retrieval (COPER) optimization, a computationally-intensive compression-based phase retrieval method, is proposed. COPER provides a theoretical framework for studying compression-based phase retrieval. The number of measurements required by COPER is connected to  $\kappa$ , the  $\alpha$ -dimension (closely related to the rate-distortion dimension) of the given family of compression codes. To find the solution of COPER, an efficient iterative algorithm called gradient descent for COPER (GD-COPER) is proposed. It is proven that under some mild conditions on the initialization and the compression, if the number of measurements is larger than  $C\kappa^2 \log^2 n$ , where  $C$  is a constant, GD-COPER obtains an accurate estimate of the input vector in polynomial time. In the simulation results, JPEG2000 is integrated in GD-COPER to confirm the superb performance of the resulting algorithm on real-world images.

## I. INTRODUCTION

### A. Motivation

Consider the problem of recovering  $\mathbf{x} \in \mathcal{Q}$  from  $m$  noisy phase-less linear observations

$$\mathbf{y} = |\mathbf{A}\mathbf{x}| + \boldsymbol{\epsilon},$$

where  $\mathbf{A} \in \mathbb{C}^{m \times n}$  and  $\boldsymbol{\epsilon} \in \mathbb{R}^m$  denote the sensing matrix and the measurement noise, respectively. Here  $\mathcal{Q}$  denotes a compact subset of  $\mathbb{C}^n$  and  $|\cdot|$  denotes the element-wise absolute value operator. Assume that the class of signals denoted by  $\mathcal{Q}$  is “structured”, but instead of the set  $\mathcal{Q}$ , or its underlying structure, for recovering  $\mathbf{x}$  from  $\mathbf{y}$ , we have access to a compression code that takes advantage of the structure of signals in  $\mathcal{Q}$  to compress them efficiently. For instance, consider the class of images or videos for which compression algorithms, such as JPEG2000 or MPEG4, capture complicated structures within such signals and encode them efficiently. Employing such structures in a phase

<sup>1</sup>This paper was presented in part at ISIT 2018 and SPARS 2019.

retrieval algorithm can reduce the number of measurements or equivalently increase the quality of the recovered signals. This raises the following questions:

- 1) Is it possible to use a given compression algorithm for the recovery of  $\mathbf{x}$  from its undersampled set of phaseless observations?
- 2) What is the required number of observations (in terms of the rate-distortion performance of the code), for almost zero-distortion recovery of  $\mathbf{x}$ ?
- 3) Can we find polynomial time algorithms to use a given compression algorithm to recover  $\mathbf{x}$  from its undersampled set of phaseless observations? If so, how does the answer to the second question change if we want to approximate the solution in the polynomial time?

By answering these questions we can immediately use the structures that are employed by the state-of-the-art compression algorithms, such as JPEG2000 or MPEG4, to improve the quality of the recovered signals or decrease the required number of measurements for a given quality. Furthermore, if the image or video compression communities discover new compression algorithms that are capable of employing new and more complicated structures, then the framework we develop in this paper obtains a phase retrieval algorithm, with no extra effort, that uses such complicated structures.

In the remainder of this section, we first review the formal definitions of compression algorithms and their rate-distortion performance measures. We will then briefly state our responses to the above three questions. Finally, we compare our contribution with the existing work in the literature.

### B. Background on compression algorithms

A rate- $r$  compression code is composed of an encoder mapping  $\mathcal{E}$  and a decoder mapping  $\mathcal{D}$ , where

$$\mathcal{E} : \mathbb{C}^n \rightarrow \{0, 1\}^r, \text{ and } \mathcal{D} : \{0, 1\}^r \rightarrow \mathbb{C}^n.$$

The distortion performance of the compression code defined by mappings  $(\mathcal{E}, \mathcal{D})$  on set  $\mathcal{Q}$  is measured as

$$\delta \triangleq \sup_{\mathbf{x} \in \mathcal{Q}} \|\mathbf{x} - \mathcal{D}(\mathcal{E}(\mathbf{x}))\|.$$

Throughout the paper sometimes we use subscript  $r$  for the encoder and decoder mappings as  $(\mathcal{E}_r, \mathcal{D}_r)$  to highlight the rate of the code. The codebook of compression code  $(\mathcal{E}_r, \mathcal{D}_r)$  operating at rate  $r$  is defined as

$$\mathcal{C}_r \triangleq \mathcal{D}_r(\mathcal{E}_r(\mathcal{Q})) = \{\mathcal{D}_r(\mathcal{E}_r(\mathbf{x})) : \mathbf{x} \in \mathcal{Q}\}.$$

It is straightforward to confirm that  $|\mathcal{C}_r| \leq 2^r$ .

In many application areas, the user has access to a family of compression codes. For instance, in image processing, a user can tune the rate in JPEG2000. Given a family of compression codes  $\mathcal{F} = \{(\mathcal{E}_r, \mathcal{D}_r)\}_{r \in \mathbb{N}}$  for set  $\mathcal{Q}$  indexed by their rate  $r$ , let  $\delta(r)$  denote the distortion performance of the code operating at rate  $r$ , i.e.,  $(\mathcal{E}_r, \mathcal{D}_r)$ . Then, the rate-distortion function of this family of codes is defined as

$$r(\delta) \triangleq \inf\{r : \delta(r) < \delta\}.$$

Define the  $\alpha$ -dimension of this family of codes as

$$\dim_\alpha(\mathcal{F}) \triangleq \limsup_{\delta \rightarrow 0} \frac{r(\delta)}{\log \frac{1}{\delta}}. \quad (1)$$

We will later show that this quantity is closely connected to the number of measurements our proposed recovery methods require for accurate phase retrieval. To offer some insight on this quantity and what it measures consider the following well-known example. Let

$$\mathcal{B}_n = \left\{ \mathbf{x} \in \mathbb{R}^n \mid \|\mathbf{x}\| \leq 1 \right\},$$

and

$$\mathcal{S}_{n,k} = \left\{ \mathbf{x} \in \mathcal{B}_n \mid \|\mathbf{x}\|_0 \leq k \right\}$$

denote the unit  $n$ -dimensional ball and the set of  $k$ -sparse signals in the unit ball, respectively. It is straightforward to show that the  $\alpha$ -dimension of any family of compression codes for  $\mathcal{B}_n$  and  $\mathcal{S}_{n,k}$  are lower-bounded by  $n$  and  $k$ , respectively. As shown in [18], there exist compression codes that achieve these lower bounds in both cases. A straightforward generalization of this result implies that for  $k$ -sparse signals in the unit ball in  $\mathbb{C}^n$ , the  $\alpha$ -dimension of any family of compression codes is lower-bounded by  $2k$ , and this bound is achievable.

### C. Summary of our contributions

Consider the problem of noiseless phase retrieval, i.e., recovering  $\mathbf{x}$  up to its phase from  $\mathbf{y} = |A\mathbf{x}|$ . To answer the first two questions we raised in Section I-A, we propose COMPRESSIBLE PHASE RETRIEVAL (COPER) that employs a given compression code to solve the described phase retrieval problem. Given measurement matrix  $A \in \mathbb{C}^{m \times n}$ , define the distortion measure  $d_A : \mathbb{C}^n \times \mathbb{C}^n \rightarrow \mathbb{R}^+$  as follows

$$d_A(\mathbf{x}, \mathbf{c}) \triangleq \sum_{k=1}^m \left( |\mathbf{a}_k^* \mathbf{x}|^2 - |\mathbf{a}_k^* \mathbf{c}|^2 \right)^2 = \sum_{k=1}^m \left( \mathbf{a}_k^* (\mathbf{x}\mathbf{x}^* - \mathbf{c}\mathbf{c}^*) \mathbf{a}_k \right)^2, \quad (2)$$

where  $\mathbf{a}_k^*$  denotes the  $k^{\text{th}}$  row of  $A$ . When there is no ambiguity about the signal on interest  $\mathbf{x}$ , we use  $d_A(\mathbf{c})$  instead of  $d_A(\mathbf{x}, \mathbf{c})$ . Throughout the paper, for complex matrix  $A$ ,  $A^*$  and  $\bar{A}$  denote its transposed-conjugate, and conjugate, respectively. Based on the defined distance measure, we define COPER, a non-convex optimization problem for recovering  $\mathbf{x}$  from measurements  $\mathbf{y}$ , as follows:

$$\hat{\mathbf{x}} = \arg \min_{\mathbf{c} \in \mathcal{C}_r} d_A(\mathbf{x}, \mathbf{c}). \quad (3)$$

In other words, among all elements of the codebook, COPER finds the one for which  $|A\mathbf{c}|$  is closest to measurements  $\mathbf{y}$ . Note that since  $y_k = |\mathbf{a}_k^* \mathbf{x}|$ , to calculate  $d_A(\mathbf{x}, \mathbf{c})$ , we do not need to know  $\mathbf{x}$ .

In phase retrieval, since the measurements are phaseless, the recovery of  $\mathbf{x}$  can never be exact; if  $\mathbf{x}$  satisfies  $\mathbf{y} = |A\mathbf{x}|$ , then so does  $e^{i\theta} \mathbf{x}$ , for any  $\theta \in \mathbb{R}$ . Hence, following the standard procedure in the phase retrieval literature, we measure the quality of our estimate  $\hat{\mathbf{x}}$  as

$$\inf_{\theta \in [0, 2\pi)} \left\| e^{i\theta} \mathbf{x} - \hat{\mathbf{x}} \right\|^2.$$

In Section II, we will bound  $\inf_{\theta} \left\| e^{i\theta} \mathbf{x} - \hat{\mathbf{x}} \right\|^2$  in terms of the number of measurements and the rate-distortion function of the code. We will then show that  $m > \dim_\alpha(\mathcal{F})$  observations suffice for an accurate recovery of  $\mathbf{x}$  by COPER.

For the aforementioned set of  $k$ -sparse signals that lie in the unit ball in  $\mathbb{C}^n$ , using a family of compression codes with an  $\alpha$ -dimension of  $2k$ , our results imply that COPER requires slightly more than  $2k$  noise-free phase-less measurements for an accurate recovery.

Despite the nice theoretical properties of COPER, it is not directly useful in practice as it is based on an exhaustive search over the set of all codewords, which is exponentially large. This leads us to the third question asked in Section I-A. In response to this question, we introduce an iterative algorithm called gradient descent for COPER (GD-COPER). Let  $\mathbf{z}_0$  denote some selected initial point, and define gradient of real-valued function  $d$  as  $\nabla d_A(\mathbf{z}) \triangleq \left( \frac{\partial d_A}{\partial \mathbf{z}} \right)^*$ , where

$$\frac{\partial d_A}{\partial \mathbf{z}} \triangleq \frac{\partial d_A(\mathbf{z}, \bar{\mathbf{z}})}{\partial \mathbf{z}} \Big|_{\bar{\mathbf{z}}=\text{constant}},$$

is the Wirtinger derivative [20]. The iterations of GD-COPER proceed as follows:

$$\begin{aligned} \mathbf{s}_{t+1} &\triangleq \mathbf{z}_t - \mu \nabla d_A(\mathbf{z}_t), \\ \mathbf{z}_{t+1} &\triangleq \mathcal{P}_{\mathcal{C}_r}(\mathbf{s}_{t+1}), \end{aligned} \tag{4}$$

where  $t$  represents the iteration index. Moreover, here, for  $\mathbf{z} \in \mathbb{C}^n$ ,

$$d_A(\mathbf{z}) = d_A(\mathbf{x}, \mathbf{z}) = \sum_{k=1}^m \left( |\mathbf{a}_k^* \mathbf{z}|^2 - |\mathbf{a}_k^* \mathbf{x}|^2 \right)^2 = \sum_{k=1}^m \left( \mathbf{a}_k^* (\mathbf{x} \mathbf{x}^* - \mathbf{z} \mathbf{z}^*) \mathbf{a}_k \right)^2,$$

and therefore,

$$\nabla d_A(\mathbf{z}) = 2 \sum_{k=1}^m \left( |\mathbf{a}_k^* \mathbf{z}|^2 - |\mathbf{a}_k^* \mathbf{x}|^2 \right) \mathbf{a}_k \mathbf{a}_k^* \mathbf{z}.$$

Here,  $\mathcal{C}_r$ , as defined earlier, is the set of codewords of the code, and  $\mathcal{P}_{\mathcal{C}_r} : \mathbb{C}^n \rightarrow \mathcal{C}_r$  denotes the projection operator on this set. That is, for  $\mathbf{s} \in \mathbb{C}^n$ ,

$$\mathcal{P}_{\mathcal{C}_r}(\mathbf{s}) = \arg \min_{\mathbf{c} \in \mathcal{C}_r} \|\mathbf{c} - \mathbf{s}\|^2.$$

We show that, under some mild conditions on the initialization, given  $m > C \dim_\alpha(\mathcal{F})^2 \log^2 n$  phase-less measurements, GD-COPER finds an accurate estimate of  $\mathbf{x}$ . Note that the number of measurements GD-COPER requires is considerably larger than what is needed by the combinatorial COPER optimization; in addition to the extra log factor, the number of measurements GD-COPER requires is proportional to  $\dim_\alpha(\mathcal{F})^2$ , unlike for COPER which only requires  $\dim_\alpha(\mathcal{F})$  observations. While it might be the case that the difference is due to our proof techniques and the gap is not something fundamental, based on our study of the problem, it seems more plausible to us that the difference is the cost paid for having a polynomial time algorithm and cannot be closed (except for probably removing the log factors).

Finally, we perform extensive numerical experiments to understand the algorithmic properties of GD-COPER, and evaluate the amount of gain a compression algorithm can offer for a simple ‘gradient descent’-type algorithm.

#### D. Related work

The problem of phase retrieval has been extensively studied in the literature [1]–[17]. (Refer to [6] for a comprehensive review of the literature.) Since, unlike compressed sensing, in phase retrieval, the measurements

are a non-linear function of the input, even if the number of measurements is more than the ambient dimension of the signal, the recovery problem is still challenging. Hence, the primary focus of the field has been on developing and analyzing efficient recovery algorithms for *general* input signals. However, similar to compressed sensing, in most applications, the input signals are in fact structured. Therefore, taking such structures into account can lead to more efficient recovery algorithms with a lower number of required measurements or smaller reconstruction error. Hence, in more recent years, there has been work on phase retrieval of structured sources. In this domain, most papers are concerned with standard structures, such as sparsity. Assuming the signal is  $k$ -sparse, i.e., all of its coordinates but  $k$  of them are 0, a variety of recovery algorithms have been proposed in the literature. In the following, we briefly review some of such methods.

It is assumed in [21] that the signal is sparse, or can be approximated well with few non-zero coefficients. Furthermore, the authors suppose that  $l_1$ -norm of the signal is known, and employ an iterative phase retrieval algorithm. However, no theoretical guarantee is offered for the performance of the proposed recovery algorithm. The lifting is used in [22], [23] to convexify the problem and take advantage of semidefinite programming (SDP) for signal recovery. Since  $\mathbf{x} \in \mathbb{C}^n$  is lifted to the space of  $\mathbb{C}^{n \times n}$  matrices, the proposed algorithm is computationally demanding. Furthermore, the performance of the algorithm is guaranteed only under the assumption that the linear operator that appears in the SDP satisfies either the restricted isometry property or the coherence condition. Similarly, [24] poses the problem of sparse phase retrieval as a non-convex optimization problem and uses the alternating direction method of multipliers (ADMM) to solve the problem. Generalized approximate message passing (GAMP) has been used in [25] for the recovery of sparse signals. Despite the success of the ADMM and GAMP in simulation results, the theoretical properties of the algorithms are unknown. Inspired by the Wirtinger flow algorithm, [26] proposes a projected gradient descent for the recovery of  $k$ -sparse signals that resembles GD-COPER, proposed in this paper. However, GD-COPER uses a generic compression algorithm, while the projected gradient descent of [26] uses the projection on the set of all  $k$ -sparse vectors. Also, by combining the alternating minimization idea with Compressive Sampling Matching Pursuit (CoSaMP) [27] has obtained another theoretically-supported algorithm for sparse phase retrieval with sample complexity of  $O(k^2 \log n)$ . In a more general setting, [28], [42] consider the regularized PhaseMax formulation, proposed in [10], [11], and show that if a good anchor is available, then the algorithm is capable of recovering the signal from a number of measurements proportional to the minimum required number of measurements.

More recently, a few papers have used more sophisticated structures that are present in images to improve the performance of the recovery algorithms [29]–[31], [41]. For instance, by integrating a generic image denoiser in the iterations of the approximate message passing, similar to the approach of [34], [29] improved the performance of the approximate message passing for the recovery of images. Since the message passing framework works mainly for measurement matrices drawn independent and identically distributed (i.i.d.), [29] used the RED formulation, proposed originally in [33], for the phase retrieval. The simulation results presented in [29] suggest that the algorithms that are based on the RED formulation (and a neural net denoiser) work well on Gaussian as well as coded diffraction and Fourier measurement matrices. Similarly, [31] adds a total variation penalty to the non-convex formulation of phase retrieval problem and uses the ADMM approach for finding a local minimizer. Finally,

[32] uses a deep generative network to model images and then uses the learned model as a prior to help the phase retrieval recovery algorithms.

Finally, using generic compression algorithms for compressed sensing and image restoration problems has been investigated before in [18], [19], [36], [38]. However, given the nonlinear nature of the measurement process in phase retrieval, similar to other compressed sensing methods, neither the theoretical nor the algorithmic tools and techniques developed in the area of compression-based compressed sensing are directly applicable to phase retrieval.

In this paper, we develop a theoretical framework for phase retrieval, i.e., recovering a signal from its under-determined noise-free phase-less measurements, that is applicable to general structures employed by compression codes. This allows developing theoretically-analyzable algorithms that employ structures much beyond those that have been studied so far in the phase retrieval literature. We first propose an idealistic compression-based phase retrieval recovery method that guides us on the potential of such recovery methods. We then propose a computationally-efficient and theoretically-analyzable algorithm that given enough measurements is guaranteed to converge to the desired solution. We also obtain an upper bound on the gap between the performance of the efficient algorithm and that of the idealistic computationally-infeasible method.

### E. Organization of the paper

The organization of the paper is as follows. Sections II and III state and prove our main theoretical contributions regarding the performance of COPER and GD-COPER, respectively. Section IV summarizes our simulation results. Finally, section VI gathers lemmas and theorems we have used to obtain the main results and proves them.

## II. THEORETICAL GUARANTEES OF COPER

Consider a class of signals  $\mathcal{Q} \subset \mathbb{C}^n$  and a compression code with encoding and decoding mappings  $(\mathcal{E}_r, \mathcal{D}_r)$  and codebook  $\mathcal{C}_r$ . Using the given compression code, COPER recovers  $\mathbf{x} \in \mathcal{Q}$  from measurements  $\mathbf{y} = |A\mathbf{x}|$  by solving the following combinatorial optimization:

$$\hat{\mathbf{x}} = \arg \min_{\mathbf{c} \in \mathcal{C}_r} d_A(\mathbf{x}, \mathbf{c}).$$

The main goal of this section is to analyze the performance of this optimization. Toward this goal, we make the following assumptions:

- 1) For every  $\mathbf{x} \in \mathcal{Q}$ , we have  $\|\mathbf{x}\|_2 \leq 1$ .<sup>2</sup>
- 2) The elements of  $A$  are i.i.d. drawn from  $\mathcal{N}(0, 1) + i\mathcal{N}(0, 1)$ , where  $i$  denotes the square root of  $-1$ .

The following theorem obtains an upper bound on the accuracy of the COPER's estimate.

<sup>2</sup>Given the fact that we need the rate-distortion function to be finite for every  $\delta > 0$ , we expect  $\mathcal{Q}$  to be a subset of  $\{\mathbf{x} \in \mathbb{R}^n \mid \|\mathbf{x}\|_2 \leq R\}$  for a given  $R$ . Without any loss of generality and for notational simplicity we have set  $R = 1$ .

**Theorem 1.** Let  $(\mathcal{E}_r, \mathcal{C}_r)$  be a rate- $r$  compression code with distortion  $\delta$ . Let  $\mathbf{x} \in \mathcal{Q}$  denotes the desired signal, and define sensing matrix  $A$ , as above. Let  $\hat{\mathbf{x}}$  denotes the solution of COPER optimization. That is,  $\hat{\mathbf{x}} = \arg \min_{\mathbf{c} \in \mathcal{C}_r} d_A(\mathbf{x}, \mathbf{c})$ . Then, we have

$$\inf_{\theta} \left\| e^{i\theta} \mathbf{x} - \hat{\mathbf{x}} \right\|^2 \leq 16\sqrt{3} \frac{1 + \tau_2}{\sqrt{\tau_1}} m\delta, \quad (5)$$

with probability at least

$$1 - 2^r e^{\frac{m}{2}(K + \ln \tau_1 - \ln m)} - e^{-2m(\tau_2 - \ln(1 + \tau_2))}, \quad (6)$$

where  $K = \ln 2\pi e$ , and  $\tau_1, \tau_2$  are arbitrary positive real numbers.

The general form of this theorem enables us to set  $\tau_1, \tau_2$ , and  $\delta$ , and obtain different types of performance guarantees. Hence, before proving this theorem, we mention one specific choice that connects this result to the  $\alpha$ -dimension of the compression code in the next corollary.

**Corollary 1.** For large enough  $r$ , we have

$$\mathbb{P} \left( \inf_{\theta} \left\| e^{i\theta} \mathbf{x} - \hat{\mathbf{x}} \right\|^2 \leq C\delta^\epsilon \right) \geq 1 - 2^{-c_\eta r} - e^{-0.6m}, \quad (7)$$

where  $C = 32\sqrt{3}$ , and  $m = \eta \frac{r}{\log \frac{1}{\delta}}$ . Given  $\eta > \frac{1}{1-\epsilon}$ ,  $c_\eta$  is a positive number less than  $\eta(1-\epsilon) - 1$ .

*Proof.* Given  $\epsilon > 0$ ,  $\eta > 0$ , in Theorem 1, let  $\tau_1 = m^2 \delta^{2-2\epsilon}$ , and  $\tau_2 = 1$ . It follows that,

$$\inf_{\theta} \left\| e^{i\theta} \mathbf{x} - \hat{\mathbf{x}} \right\|^2 \leq 32\sqrt{3}\delta^\epsilon, \quad (8)$$

with probability

$$1 - e^{r \left( \ln 2 + \frac{\eta \ln 2}{2 \ln \frac{1}{\delta}} (K + \ln m^2 \delta^{2-2\epsilon} - \ln m) \right)} - e^{-2m(1 - \ln 2)}. \quad (9)$$

Note that  $1 - \ln 2 > 0.3$ , and

$$1 + \frac{\eta}{2 \ln \frac{1}{\delta}} \left( K + \ln m^2 \delta^{2-2\epsilon} - \ln m \right) = 1 + \frac{\eta(K + \ln m)}{2 \ln \frac{1}{\delta}} - \eta(1 - \epsilon).$$

Since  $K, \eta$  are constants, and  $m \rightarrow \eta \dim_\alpha(\mathcal{F})$  as  $\delta \rightarrow 0$ . Therefore,

$$\frac{\eta(K + \ln m)}{2 \ln \frac{1}{\delta}} \xrightarrow{\delta \rightarrow 0} 0.$$

Set any positive number  $c_\eta$  such that  $0 < c_\eta < \eta(1 - \epsilon) - 1$ , so for large enough  $r$  we have

$$1 + \frac{\eta(K + \ln m)}{2 \ln \frac{1}{\delta}} - \eta(1 - \epsilon) < -c_\eta,$$

Thus

$$e^{r \ln 2 \left( 1 + \frac{\eta}{2 \ln \frac{1}{\delta}} (K + \ln m^2 \delta^{2-2\epsilon} - \ln m) \right)} < 2^{-c_\eta r}.$$

□

We would like to emphasize on a few points about this corollary:

*Remark 1.* Corollary 1 shows that COPER recovers the signal  $\mathbf{x}$  from  $\eta \dim_\alpha(\mathcal{Q})$  measurements for any  $\eta > 1$  with desired small distortion. This happens with very high probability as  $r \rightarrow \infty$ . One simple implication of this result is

that, in the case of  $k$ -sparse complex signals, COPER needs  $2\eta k$  measurements for almost accurate recovery. Even if we had access to the sign of  $A\mathbf{x}$ , we could not recover  $\mathbf{x}$  accurately with less than  $2k$  measurements. Hence, in some sense this result is sharp.

*Remark 2.* This theorem guarantees the minimizer of the COPER optimization. However, note that the COPER optimization is highly non-convex (optimization of a non-convex function over a discrete set). Hence, it is still not clear how we can get a good approximation of  $\hat{\mathbf{x}}$  in polynomial time. This issue will be discussed in the next section.

Next we briefly review the main steps of the proof of Theorem 1.

*Roadmap of the proof of Theorem 1.* Here we mention the roadmap of the proof to help the readers understand the main ideas. The details are presented in section VI-C. Let

$$\tilde{\mathbf{x}} = \mathcal{D}(\mathcal{E}(\mathbf{x})).$$

Clearly,  $\tilde{\mathbf{x}} \in \mathcal{C}_r$ . Note that by definition of  $\delta(r)$ ,  $\|\mathbf{x} - \tilde{\mathbf{x}}\| \leq \delta(r)$ . Moreover, by definition of  $\hat{\mathbf{x}}$ , we have

$$d_A(|A\mathbf{x}|, |A\hat{\mathbf{x}}|) \leq d_A(|A\mathbf{x}|, |A\tilde{\mathbf{x}}|). \quad (10)$$

For a complex vector  $\mathbf{c}$ , let  $\lambda_1(\mathbf{c}), \lambda_2(\mathbf{c})$  denote the two non-zero eigenvalues of  $\mathbf{x}\mathbf{x}^* - \mathbf{c}\mathbf{c}^*$ . Furthermore, let  $\lambda_{\max}(\mathbf{c})$  denote the one with the largest absolute value. In Theorem 5 (proved in Appendix B) we prove that for any positive  $\tau_1$  and  $\tau_2$  we have

$$\mathbb{P}\left(d_A(|A\mathbf{x}|, |A\mathbf{c}|) > \lambda_{\max}^2(\mathbf{c})\tau_1, \forall \mathbf{c} \in C_r\right) \geq 1 - 2^r e^{\frac{m}{2}(K + \ln \tau_1 - \ln m)}, \quad (11)$$

where  $K = \ln 2\pi e$  and

$$\mathbb{P}\left(d_A(|A\mathbf{x}|, |A\tilde{\mathbf{x}}|) < \lambda_{\max}^2(\tilde{\mathbf{x}}) (4m(1 + \tau_2))^2\right) \geq 1 - e^{-2m(\tau_2 - \ln(1 + \tau_2))}. \quad (12)$$

Combining (10), (11), and (12), we obtain

$$\begin{aligned} \lambda_{\max}^2(\hat{\mathbf{x}})\tau_1 &< d_A(|A\mathbf{x}|, |A\hat{\mathbf{x}}|) \\ &\leq d(|A\mathbf{x}|, |A\tilde{\mathbf{x}}|) \\ &< \lambda_{\max}^2(\tilde{\mathbf{x}}) (4m(1 + \tau_2))^2. \end{aligned} \quad (13)$$

Therefore,

$$\lambda_{\max}^2(\hat{\mathbf{x}}) < \frac{16m^2(1 + \tau_2)^2}{\tau_1} \lambda_{\max}^2(\tilde{\mathbf{x}}), \quad (14)$$

with a probability larger than  $1 - 2^r e^{\frac{m}{2}(K + \ln \tau_1 - \ln m)} - e^{-2m(\tau_2 - \ln(1 + \tau_2))}$ . Hence, the main remaining step is to connect  $\lambda_{\max}^2(\hat{\mathbf{x}})$  with  $\inf_{\theta} \|\mathbf{x} - e^{i\theta}\hat{\mathbf{x}}\|^2$ . According to Lemma 7 (proved in the Appendix) we have

$$\begin{aligned} \lambda_{\max}^2(\hat{\mathbf{x}}) &\geq \frac{1}{2} \left( \lambda_1^2(\hat{\mathbf{x}}) + \lambda_2^2(\hat{\mathbf{x}}) \right) \\ &= \frac{1}{2} \left( \|\mathbf{x}\|^2 - \|\hat{\mathbf{x}}\|^2 \right)^2 + \left( \|\mathbf{x}\|^2 \|\hat{\mathbf{x}}\|^2 - |\mathbf{x}^* \hat{\mathbf{x}}|^2 \right). \end{aligned} \quad (15)$$



Recall  $\|\mathbf{x} - \tilde{\mathbf{x}}\| \leq \delta$  and since  $\mathbf{x}, \tilde{\mathbf{x}} \in \mathcal{Q}$  we have  $\|\mathbf{x}\|, \|\tilde{\mathbf{x}}\| \leq 1$ , thus

$$(\|\mathbf{x}\| + \|\tilde{\mathbf{x}}\|)^2 (\|\mathbf{x}\| - \|\tilde{\mathbf{x}}\|)^2 \leq 4\delta^2. \quad (16)$$

Moreover,

$$\begin{aligned} \delta^2 &\geq \|\mathbf{x} - \tilde{\mathbf{x}}\|^2 \\ &= \|\mathbf{x}\|^2 + \|\tilde{\mathbf{x}}\|^2 - \mathbf{x}^* \tilde{\mathbf{x}} - \tilde{\mathbf{x}}^* \mathbf{x} \\ &\geq \|\mathbf{x}\|^2 + \|\tilde{\mathbf{x}}\|^2 - 2|\mathbf{x}^* \tilde{\mathbf{x}}| \\ &\geq 2(\|\mathbf{x}\|\|\tilde{\mathbf{x}}\| - |\mathbf{x}^* \tilde{\mathbf{x}}|), \end{aligned}$$

so we have  $(\|\mathbf{x}\|\|\tilde{\mathbf{x}}\| - |\mathbf{x}^* \tilde{\mathbf{x}}|) \leq \frac{\delta^2}{2}$ , which implies

$$(\|\mathbf{x}\|^2 \|\tilde{\mathbf{x}}\|^2 - |\mathbf{x}^* \tilde{\mathbf{x}}|^2) \leq \delta^2. \quad (17)$$

Similarly, Lemma 7 implies

$$\begin{aligned} \lambda_{\max}^2(\tilde{\mathbf{x}}) &\leq (\lambda_1^2(\tilde{\mathbf{x}}) + \lambda_2(\tilde{\mathbf{x}})^2) \\ &= (\|\mathbf{x}\|^2 - \|\tilde{\mathbf{x}}\|^2)^2 + 2(\|\mathbf{x}\|^2 \|\tilde{\mathbf{x}}\|^2 - |\mathbf{x}^* \tilde{\mathbf{x}}|^2) \\ &\leq 6\delta^2. \end{aligned} \quad (18)$$

Therefore, combining (14),(15),(18), we have

$$\begin{aligned} \frac{1}{2} (\|\mathbf{x}\|^2 - \|\hat{\mathbf{x}}\|^2)^2 + (\|\mathbf{x}\|^2 \|\hat{\mathbf{x}}\|^2 - |\mathbf{x}^* \hat{\mathbf{x}}|^2) &\leq \lambda_{\max}^2(\hat{\mathbf{x}}) \\ &< \frac{16m^2(1 + \tau_2)^2}{\tau_1} \lambda_{\max}^2(\tilde{\mathbf{x}}) \\ &\leq \frac{96m^2(1 + \tau_2)^2}{\tau_1} \delta^2 \end{aligned} \quad (19)$$

with probability larger than  $1 - 2^r e^{\frac{m}{2}(K + \ln \tau_1 - \ln m)} - e^{-2m(\tau_2 - \ln(1 + \tau_2))}$ . Finally, Lemma 2 connects the left hand side of (19) with  $\left(\inf_{\theta} \|e^{i\theta} \mathbf{x} - \hat{\mathbf{x}}\|^2\right)^2$ . Hence, using Lemma 2 we have

$$\left(\inf_{\theta} \|e^{i\theta} \mathbf{x} - \hat{\mathbf{x}}\|^2\right)^2 \leq \frac{768m^2(1 + \tau_2)^2}{\tau_1} \delta^2,$$

which means

$$\mathbb{P}\left(\inf_{\theta} \|e^{i\theta} \mathbf{x} - \hat{\mathbf{x}}\|^2 \leq 16\sqrt{3} \frac{1 + \tau_2}{\sqrt{\tau_1}} m\delta\right) \geq 1 - 2^r e^{\frac{m}{2}(K + \ln \tau_1 - \ln m)} - e^{-2m(\tau_2 - \ln(1 + \tau_2))},$$

where  $K = \ln 2\pi e$ ,  $\tau_1, \tau_2 > 0$ .

□

### III. THEORETICAL GUARANTEES OF GD-COPER

As discussed before, COPER is based on an exhaustive search over the space of all codewords, and is hence computationally very demanding, if not infeasible. This section aims to prove that with more measurements GD-COPER, introduced in Section I-C, reaches a good approximation of the solution of COPER in polynomial time. In this section, we assume that

$$\|\mathbf{x}\| = 1, \|\mathbf{z}\| = 1, \quad \forall \mathbf{z} \in \mathcal{C}_r. \quad (20)$$

This assumption enables us to state our theoretical results in a simpler form. We will have a more detailed discussion about this assumption in Section V. Recall that the iterations of the GD-COPER algorithm are given by

$$\begin{aligned} \mathbf{s}_{t+1} &\triangleq \mathbf{z}_t - \mu \nabla d_A(\mathbf{z}_t), \\ \mathbf{z}_{t+1} &\triangleq \mathcal{P}_{\mathcal{C}_r}(\mathbf{s}_{t+1}), \end{aligned} \quad (21)$$

*Remark 3.* The projection step in GD-COPER, i.e.,  $\mathbf{z}_{t+1} \triangleq \mathcal{P}_{\mathcal{C}_r}(\mathbf{s}_{t+1})$ , might seem computationally expensive, as the codebook  $\mathcal{C}_r$  is exponentially large. However, for a good compression code, it is natural to expect the projection on the set of codewords to be equivalent to the successive application of the encoder and the decoder mappings of the compression code. In other words, we expect  $\mathcal{P}_{\mathcal{C}_r}(\cdot) = \mathcal{D}_r(\mathcal{E}_r(\cdot))$  or, at least,  $\mathcal{D}_r(\mathcal{E}_r(\cdot))$  to be very close to  $\mathcal{P}_{\mathcal{C}_r}(\cdot)$ . We will present an example in Section V to justify this claim. We will also provide theoretical results regarding the robustness of GD-COPER to this assumption in Theorem 4. Hence, in our simulations, we use this observation and run the GD-COPER algorithm as follows:

$$\begin{aligned} \mathbf{s}_{t+1} &= \mathbf{z}_t - \mu \nabla d_A(\mathbf{z}_t), \\ \mathbf{z}_{t+1} &= \mathcal{D}_r(\mathcal{E}_r(\mathbf{s}_{t+1})). \end{aligned}$$

We first mention our generic result. We will then, simplify this result in a few corollaries to interpret it and compare with the existing work.

**Theorem 2.** *For a fixed signal  $\mathbf{x} \in \mathcal{Q}$ , define  $\mathbf{z}_t \in \mathcal{C}_r$  as in (21) with  $\mu = \frac{1}{8m}$ . Suppose that for all  $\theta \in \mathbb{R}$ ,  $e^{i\theta} \mathbf{x} \in \mathcal{Q}$ . Define  $\theta_t \triangleq \arg \min_{\theta \in \mathbb{R}} \|\mathbf{z}_t - e^{i\theta} \mathbf{x}\|$ . For all  $\epsilon \geq C_2 m^{-\frac{1}{3}}$ , with probability at least  $1 - C_3 e^{-C_1 \sqrt{m\epsilon} + (3 \ln 2)r}$ , where  $C_1, C_2, C_3 > 0$  are absolute constants, for  $t = 1, 2, \dots$ , we have*

$$\|\mathbf{z}_{t+1} - e^{i\theta_t} \mathbf{x}\| \leq \left( \|\mathbf{z}_t - e^{i\theta_t} \mathbf{x}\| + \epsilon \right) \|\mathbf{z}_t - e^{i\theta_t} \mathbf{x}\| + 3\delta_r. \quad (22)$$

Before proving this theorem, we first simplify the statement of this theorem and compare it with Corollary 1. The following Corollary shows having enough measurements, we may get arbitrary close to the COPER's solution with this algorithm, with exponentially high probability.

**Corollary 2.** *Consider the same setup as in Theorem 2. Assume that  $\inf_{\theta \in \mathbb{R}} \|e^{i\theta} \mathbf{x} - \mathbf{z}_0\| = 1 - 2\tau < 1$ , for some  $\tau > 0$ . Then, if  $\delta \leq \frac{\tau(1-2\tau)}{3}$ , and*

$$m \geq \max \left\{ \left( \frac{C_2}{\tau} \right)^3, \frac{C_4}{\tau} (\dim_{\alpha}(\mathcal{F}) \log \frac{1}{\delta})^2 \right\},$$

after  $T$  iterations of GD-COPER,

$$\inf_{\theta \in \mathbb{R}} \left\| e^{i\theta} \mathbf{x} - \mathbf{z}_T \right\| \leq (1 - 2\tau)(1 - \tau)^T + \frac{3}{\tau} \delta_r, \quad (23)$$

with probability at least

$$1 - C_3 e^{-\frac{C_1 \sqrt{\tau}}{2} \sqrt{m}}. \quad (24)$$

Here,  $C_1, C_2, C_3$  are the constants introduced in Theorem 2 with  $\epsilon = \tau$ , and  $C_4$  is an absolute constant.

*Proof.* We apply Theorem 2 with  $\epsilon = \tau$ , thus we need  $\tau = \epsilon \geq C_2 m^{-\frac{1}{3}}$ , hence

$$m \geq \left( \frac{C_2}{\tau} \right)^3. \quad (25)$$

With a probability larger than  $1 - C_3 e^{-C_1 \sqrt{m\tau} + (3 \ln 2)r}$  at each iteration we have

$$\left\| \mathbf{z}_{t+1} - e^{i\theta_{t+1}} \mathbf{x} \right\| \leq \left( \left\| \mathbf{z}_t - e^{i\theta_t} \mathbf{x} \right\| + \tau \right) \left\| \mathbf{z}_t - e^{i\theta_t} \mathbf{x} \right\| + 3\delta, \quad (26)$$

hence,

$$\begin{aligned} \left\| \mathbf{z}_{t+1} - e^{i\theta_{t+1}} \mathbf{x} \right\| &\leq \left( \left\| \mathbf{z}_t - e^{i\theta_t} \mathbf{x} \right\| + \tau \right) \left\| \mathbf{z}_t - e^{i\theta_t} \mathbf{x} \right\| + 3\delta \\ &\leq (1 - \tau)(1 - 2\tau) + 3\delta \\ &\leq 1 - 2\tau, \end{aligned} \quad (27)$$

since  $\delta \leq \frac{\tau(1-2\tau)}{3}$ . Therefore, by (26) and (27), we may deduce that

$$\left\| \mathbf{z}_{t+1} - e^{i\theta_{t+1}} \mathbf{x} \right\| \leq (1 - \tau) \left\| \mathbf{z}_t - e^{i\theta_t} \mathbf{x} \right\| + 3\delta.$$

Hence we get,

$$\begin{aligned} \left\| \mathbf{x} - e^{i\theta_T} \mathbf{z}_T \right\| &\leq (1 - \tau)^T \left\| e^{i\theta_0} \mathbf{x} - \mathbf{z}_0 \right\| + 3\delta \left( 1 + 1 - \tau + (1 - \tau)^2 + \dots + (1 - \tau)^{T-1} \right) \\ &\leq (1 - 2\tau)(1 - \tau)^T + \frac{3\delta}{\tau}. \end{aligned} \quad (28)$$

Moreover, if  $\mathcal{G}$  denotes the event under which Theorem 2 holds, i.e. (22) is satisfied, then

$$\begin{aligned} \mathbb{P}(\mathcal{G}) &\geq 1 - C_3 e^{-C_1 \sqrt{m\tau} + (3 \ln 2)r} \\ &\geq 1 - C_3 e^{-\frac{C_1 \sqrt{\tau}}{2} \sqrt{m}}, \end{aligned}$$

once we have  $(3 \ln 2)r \leq \frac{C_1 \sqrt{\tau m}}{2}$ , or equivalently

$$m \geq \frac{C'_4}{\tau} r^2, \quad C'_4 = \left( \frac{6 \ln 2}{C_1} \right)^2.$$

Since  $\lim_{r \rightarrow \infty} \frac{r}{\log \frac{1}{\delta}} = \dim_\alpha(\mathcal{F})$ , for large enough  $r$ , we have  $r \leq 1.5 \dim_\alpha(\mathcal{F}) \log \frac{1}{\delta}$ . Hence,

$$m \geq \frac{C_4}{\tau} \left( \dim_\alpha(\mathcal{F}) \log \frac{1}{\delta} \right)^2, \quad (29)$$

where  $C_4 = 2.25 C'_4$ .

Since we assumed  $m \geq \max\left(\left(\frac{C_2}{\tau}\right)^3, \frac{C_4}{\tau}(\dim_\alpha(\mathcal{F}) \log \frac{1}{\delta})^2\right)$ , both (25) and (29) are satisfied. Then by (28) we obtain

$$\inf_{\theta \in \mathbb{R}} \left\| e^{i\theta} \mathbf{x} - \mathbf{z}_T \right\| \leq (1 - 2\tau)(1 - \tau)^T + \frac{3\delta}{\tau}. \quad (30)$$

□

*Remark 4.* Consider the same setup as in Corollary 2 and let  $\tau = \frac{1}{4}$ . Then, for  $\delta \leq \frac{1}{24}$ , and

$$m \geq \max\left\{(4C_2)^3, 4C_4(\dim_\alpha(\mathcal{F}) \log \frac{1}{\delta})^2\right\},$$

after  $T$  iterations of the GD-COPER algorithm,

$$\inf_{\theta \in \mathbb{R}} \left\| e^{i\theta} \mathbf{x} - \mathbf{z}_T \right\| \leq \frac{1}{2} \left(\frac{3}{4}\right)^T + 12\delta, \quad (31)$$

with a probability greater than  $1 - C_3 e^{-\frac{C_1}{4}\sqrt{m}}$ , where  $C_i, i \in \{1, \dots, 4\}$ , are positive constants.

*Remark 5.* If  $n$  is a large number (which is the case in almost all the applications of the phase retrieval), then we can set  $\delta = \frac{1}{n}$  in Remark 4, and conclude that with  $m \geq C'_4 \dim_\alpha(\mathcal{F})^2 \log^2 n$  measurements, GD-COPER can with high probability obtain an accurate estimate of  $\mathbf{x}$  (with  $O(1/n)$  distortion). Hence, the number of measurements GD-COPER requires is substantially more than the number of observations COPER requires. At this stage, it is not clear whether this discrepancy is an artifact of our proof technique, the limitation of the GD-COPER algorithm, or a fundamental limitation of the polynomial time algorithms. We leave the full study of this phenomenon for future research. We should also mention that in the case of sparse phase retrieval [26] observed that even under a good initialization the thresholded Wirtinger flow algorithm can recover the signal exactly with  $k^2 \log n$  measurements, which is again consistent with our result. Furthermore, the paper presented other evidences to suggest that to obtain a good initialization  $k^2 \log n$  measurements are required. It is also worth mentioning that [39] has shown that convex relaxation methods will not work if the number of measurements is less than  $ck^2/\log n$  for constant  $c$ .

*Remark 6.* Corollary 2 proves the accuracy of GD-COPER under an initialization that satisfies  $\inf_{\theta \in \mathbb{R}} \left\| e^{i\theta} \mathbf{x} - \mathbf{z}_0 \right\| = 1 - 2\tau < 1$ . Finding an initialization that theoretically satisfies this condition is a good research direction for future research. However, as will be clarified in our simulation results and has also be discussed elsewhere [13], the choice of initialization seems to have a minor effect (almost none) on the performance of GD-COPER (and other iterative algorithms). Hence, in our simulation results we have initialized GD-COPER with a white image.

*Roadmap of the proof of Theorem 2.* Let  $\tilde{\mathbf{x}} = \mathcal{P}_{C_r}(e^{i\theta_t} \mathbf{x})$ . Since  $\mathbf{z}_{t+1} = \mathcal{P}_{C_r}(\mathbf{s}_{t+1})$  and  $\tilde{\mathbf{x}} \in C_r$ , we have

$$\begin{aligned} \|\mathbf{s}_{t+1} - \tilde{\mathbf{x}}\|^2 &\geq \|\mathbf{s}_{t+1} - \mathbf{z}_{t+1}\|^2 \\ &= \|\mathbf{s}_{t+1} - \tilde{\mathbf{x}}\|^2 + \|\tilde{\mathbf{x}} - \mathbf{z}_{t+1}\|^2 + 2\Re((\tilde{\mathbf{x}} - \mathbf{z}_{t+1})^*(\mathbf{s}_{t+1} - \tilde{\mathbf{x}})). \end{aligned} \quad (32)$$

Therefore,

$$\|\tilde{\mathbf{x}} - \mathbf{z}_{t+1}\|^2 \leq 2\Re((\tilde{\mathbf{x}} - \mathbf{z}_{t+1})^*(\tilde{\mathbf{x}} - \mathbf{s}_{t+1})). \quad (33)$$

Let

$$\mathbf{v}_t \triangleq \frac{\tilde{\mathbf{x}} - \mathbf{z}_{t+1}}{\|\tilde{\mathbf{x}} - \mathbf{z}_{t+1}\|}. \quad (34)$$

Using this definition, (33) can be written as

$$\|\tilde{\mathbf{x}} - \mathbf{z}_{t+1}\| \leq 2\Re(\mathbf{v}_t^*(\tilde{\mathbf{x}} - \mathbf{s}_{t+1})). \quad (35)$$

Recall that  $\mathbb{E}[\nabla d_A(\mathbf{z})] = 8m(\mathbf{z}\mathbf{z}^* - \mathbf{x}\mathbf{x}^*)\mathbf{z}$ . Hence,

$$\begin{aligned} \tilde{\mathbf{x}} - \mathbf{s}_{t+1} &= \tilde{\mathbf{x}} - e^{i\theta_t}\mathbf{x} + e^{i\theta_t}\mathbf{x} - \left(\mathbf{z}_t - \frac{1}{8m}\mathbb{E}[\nabla d_A(\mathbf{z}_t)] + \frac{1}{8m}\left(\mathbb{E}[\nabla d_A(\mathbf{z}_t)] - \nabla d_A(\mathbf{z}_t)\right)\right) \\ &= \tilde{\mathbf{x}} - e^{i\theta_t}\mathbf{x} + e^{i\theta_t}\mathbf{x} - (\mathbf{z}_t - \mathbf{z}_t + (\mathbf{x}^*\mathbf{z}_t)\mathbf{x}) + \frac{1}{8m}\left(\nabla d_A(\mathbf{z}_t) - \mathbb{E}[\nabla d_A(\mathbf{z}_t)]\right) \\ &= \tilde{\mathbf{x}} - e^{i\theta_t}\mathbf{x} + (1 - (e^{i\theta_t}\mathbf{x})^*\mathbf{z}_t)e^{i\theta_t}\mathbf{x} + \frac{1}{8m}\left(\nabla d_A(\mathbf{z}_t) - \mathbb{E}[\nabla d_A(\mathbf{z}_t)]\right). \end{aligned} \quad (36)$$

Note that  $\|\tilde{\mathbf{x}} - e^{i\theta_t}\mathbf{x}\| \leq \delta_r$ . Also, since by lemma 1 we have  $1 - (e^{i\theta_t}\mathbf{x})^*\mathbf{z}_t = \frac{1}{2}\|e^{i\theta_t}\mathbf{x} - \mathbf{z}_t\|^2$  and  $\|e^{i\theta_t}\mathbf{x}\| = \|\mathbf{v}_t\| = 1$ , by the triangle inequality, from (35) and (36), we have

$$\begin{aligned} \left\|e^{i\theta_t}\mathbf{x} - \mathbf{z}_{t+1}\right\| &\leq \left\|e^{i\theta_t}\mathbf{x} - \tilde{\mathbf{x}}\right\| + \|\tilde{\mathbf{x}} - \mathbf{z}_{t+1}\| \\ &\leq \delta_r + 2\Re(\mathbf{v}_t^*(\tilde{\mathbf{x}} - \mathbf{s}_{t+1})) \\ &\leq \delta_r + 2\|\mathbf{v}_t\|\left\|\tilde{\mathbf{x}} - e^{i\theta_t}\mathbf{x}\right\| + 2(1 - (e^{i\theta_t}\mathbf{x})^*\mathbf{z}_t)\|\mathbf{v}_t\|\left\|e^{i\theta_t}\mathbf{x}\right\| + \frac{1}{4m}\Re\left(\mathbf{v}_t^*\left(\nabla d_A(\mathbf{z}_t) - \mathbb{E}[\nabla d_A(\mathbf{z}_t)]\right)\right) \\ &\leq \delta_r + 2\delta_r + \left\|e^{i\theta_t}\mathbf{x} - \mathbf{z}_t\right\|^2 + \frac{1}{4m}\Re\left(\mathbf{v}_t^*\left(\nabla d_A(\mathbf{z}_t) - \mathbb{E}[\nabla d_A(\mathbf{z}_t)]\right)\right). \end{aligned} \quad (37)$$

Define event  $\mathcal{G}$  as follows

$$\mathcal{G} \triangleq \left\{ \frac{1}{4m}\Re\left(\mathbf{v}^*\left(\nabla d_A(\mathbf{z}) - \mathbb{E}[\nabla d_A(\mathbf{z})]\right)\right) \leq \epsilon \inf_{\theta \in \mathbb{R}}\left\|e^{i\theta}\mathbf{x} - \mathbf{z}\right\|, \quad \mathbf{v} = \frac{\tilde{\mathbf{x}} - \mathbf{z}'}{\|\tilde{\mathbf{x}} - \mathbf{z}'\|}, \quad \forall \tilde{\mathbf{x}}, \mathbf{z}, \mathbf{z}' \in \mathcal{C}_r \right\}. \quad (38)$$

One difficulty in bounding  $\mathbb{P}(\mathcal{G})$  is that  $\nabla d_A(\mathbf{z})$  is summation of heavy-tailed random variables. To address this issue, in Lemma 9 (stated and proved in Section VI-D), we develop a technique that yields sharp concentration bounds for such summations. Applying Lemma 9 with  $4\epsilon$ , for a given  $\mathbf{v} \in \mathbb{C}^n$  with  $\|\mathbf{v}\| = 1$  and  $\mathbf{z} \in \mathcal{C}_r$ , we get constants  $C_1, C_2, C_3 > 0$  for which, for every  $\epsilon \geq C_2m^{-\frac{1}{3}}$ ,

$$\mathbb{P}\left(\left|\Re\left(\mathbf{v}^*\left(\nabla d_A(\mathbf{z}) - \mathbb{E}[\nabla d_A(\mathbf{z})]\right)\right)\right| > 4m\epsilon \inf_{\theta \in \mathbb{R}}\left\|e^{i\theta}\mathbf{x} - \mathbf{z}\right\|\right) \leq C_3e^{-C_1\sqrt{m\epsilon}}. \quad (39)$$

Hence, combining (39) with the union bound, for every  $\epsilon \geq C_2m^{-\frac{1}{3}}$ , we have

$$\mathbb{P}(\mathcal{G}) \geq 1 - 2^{3r}C_3e^{-C_1\sqrt{m\epsilon}}. \quad (40)$$

Therefore, conditioned on  $\mathcal{G}$  we have

$$\frac{1}{4m}\Re\left(\mathbf{v}_t^*\left(\nabla d_A(\mathbf{z}_t) - \mathbb{E}[\nabla d_A(\mathbf{z}_t)]\right)\right) \leq \epsilon \inf_{\theta \in \mathbb{R}}\left\|e^{i\theta}\mathbf{x} - \mathbf{z}_t\right\| = \epsilon\left\|e^{i\theta_t}\mathbf{x} - \mathbf{z}_t\right\|, \quad (41)$$

hence, (37) implies that, for all  $t \in \{1 \cdots, T\}$ ,

$$\left\|\mathbf{z}_{t+1} - e^{i\theta_t}\mathbf{x}\right\| \leq \left(\left\|\mathbf{z}_t - e^{i\theta_t}\mathbf{x}\right\| + \epsilon\right)\left\|\mathbf{z}_t - e^{i\theta_t}\mathbf{x}\right\| + 3\delta_r, \quad (42)$$

which in turn leads to (22).

□

## IV. SIMULATION RESULTS

The main goal of this section is to experimentally evaluate the performance of our algorithm. Furthermore, comparisons between our algorithm and Wirtinger flow will be presented to empirically evaluate the amount of gain a compression scheme offers. Since the publicly available compression algorithms work with real-valued images, in our simulation results we focus on real-valued signals and measurements only. Note that even though our theoretical results are presented for complex-valued signals, the extension to real-valued signals is straightforward. For the sake of brevity, we did not include such extensions.

### A. Measurement matrices

We consider two types of measurement matrices: (i) Gaussian measurement matrices in which  $A_{ij} \stackrel{iid}{\sim} N(0, 1)$ , and (ii) coded diffraction patterns in which the measurements are constructed in the following way:

$$y_{i,l} = \left| \sum_{k=1}^n x_k \cos \left( \frac{i\pi}{n} \left( k + \frac{1}{2} \right) \right) M_{l,k} \right|. \quad (43)$$

In these measurements,  $M_{l,k}$  modulates the entries of the signal and is drawn from the following distribution:

$$M_{l,k} \stackrel{iid}{\sim} \begin{cases} 1 & \text{with probability } \frac{1}{4} \\ -1 & \text{with probability } \frac{1}{4}, \\ 0 & \text{with probability } \frac{1}{2} \end{cases}, \quad 1 \leq k \leq n, \quad 1 \leq l \leq L. \quad (44)$$

Coded diffraction patterns have recently received attention in the phase retrieval problem since they can outperform the Fourier matrices. Note that due to the construction of the coded diffraction measurement matrices, the imaging system is over-sampled by the factor  $L$ . Our simulation results will cover  $L \in \{1, 2, \dots, 15\}$ . As we will discuss later, GD-COPER algorithm is capable of performing well even when  $L = 1$ . Note that given that the signs are missing, this can be considered as an under-sampled situation.

### B. Setting the parameters

1) *GD-COPER*: In our simulation results, we will be using natural images, and JPEG2000 compression algorithm. In particular, we have used a python implementation of the JPEG2000 which is a part of the PIL package available at : <https://pillow.readthedocs.io/en/3.1.x/handbook/image-file-formats.html#jpeg-2000>. The compression algorithm has multiple inputs. The first one is the image itself. The other parameter that is important in our implementation is the parameter “quality-layer”, denoted by  $q$  in our paper, that controls compression ratio (or equivalently the rate). Figure 1 shows the result of the compression-decompression for three different values of the parameter  $q$ . It is clear from this figure that as  $q$  decreases, the distortion in the reconstructed image reduces. The value  $q = 0$  corresponds to the lossless compression.

The GD-COPER algorithm has three different parameters that require tuning: (i) initialization, (ii) the quality parameter of the compression algorithm  $q$  at every iteration, and (iii) the step size  $\mu$ . As will be discussed in Section IV-D, our algorithm is not sensitive to the the initialization and in our simulation results, we start the algorithm with




Fig. 1: Compression with different quality-layers

the white image. Hence, in this section, we only describe how we set the step-size  $\mu_t$  and the quality parameter  $q_t$  at every iteration. The problem of parameter tuning for iterative algorithms is a challenging problem that has not been settled properly yet [35]. Hence, after doing multiple runs of the algorithm we have found a set of parameters that work well in practice. Below we summarize the chosen parameters for the Gaussian and coded diffraction patterns. We should emphasize that better tuning are expected to improve the performance of GD-COPER. Below we discuss our choice of parameters for the Gaussian and coded diffraction patterns separately.

- Gaussian matrices: The “quality-layer” and step-size parameters at step  $t$  are set in the following way:

$$\begin{cases} q_t = 40, & \mu_t = .2 \times \frac{\|z_t\|}{\|\nabla d_A(z_t)\|} & 1 \leq t \leq 10 \\ q_t = 0, & \mu_t = .02 \times \frac{\|z_t\|}{\|\nabla d_A(z_t)\|} & t \geq 11 \end{cases} \quad (45)$$

Note that  $q_t = 0$  means that the algorithm employs an almost-lossless compression. The main reason an almost-lossless compression is used in the final iteration is that we are considering noiseless observations. We run the GD-COPER for 50 iterations, since the error does not decrease much after that.

- Coded diffraction patterns: The value of parameters we chose for the coded-diffraction patterns is somewhat different from the ones we chose for Gaussian matrices. For such matrices, we adopt the following parameters:

$$\mu_t = \max\left(e^{0.7-0.41t}, 0.02\right) \times \frac{\|z_t\|}{\|\nabla d_A(z_t)\|}, \quad \begin{cases} q_t = 50 & 1 \leq t \leq 5 \\ q_t = 20 & 6 \leq t \leq 30 \\ q_t = 0 & t > 30 \end{cases} \quad (46)$$

We run the GD-COPER for 50 iterations, since the error remains almost the same for further iterations. Again these parameters are obtained by comparing a number of choices and choosing the one that seems to perform well on a wide range of images and problem instances.

2) *Setting the parameters of Wirtinger flow*: The following parameters of the Wirtinger flow require tuning: (i) initialization, (ii) step size. Most of the papers, including [20] suggest using the spectral method for the initialization of the algorithm. Our simulation results, some of which are reported in Section IV-E, show that the algorithm works better when it is initialized with the white image. Hence, in all our simulations, except the ones in Sections IV-E and IV-D, we initialize the algorithm with a white image.

For setting the step size, we follow the suggestions of [20], and adopt the following policy:

$$\mu_t = \min \left( 1 - e^{-\frac{t}{t_o}}, \mu_{\max} \right), \quad (47)$$

where  $t_o = 330$ ,  $\mu_{\max} = 0.4$ . Moreover, 300 iterations are used in all runs of Wirtinger Flow ( this is the number which is suggested in the simulations of [20]) except for the cases that due to the divergence of algorithm the machine terminates the run earlier. Divergence happens when the norm of  $z_t$  goes to infinity.

### C. Results

We present our results for Gaussian and coded diffraction patterns separately.

1) *Gaussian measurement matrices*: In our simulations, we consider seven different images shown in the first column of Table I. All these images are chosen from “The Miscellaneous volume data-set”, which is publicly available at <http://sipi.usc.edu/database/database.php?volume=misc>. Since the images are colored we have extracted the luminance of the image and all the simulations are performed on gray-scale images. To reduce the computational complexity of our algorithm (in the case of Gaussian measurements only) we downsample images to reduce their size to  $128 \times 128$ . This size reduction helps us avoid the issues we face in storing i.i.d. Gaussian matrices. However, it also reduces the structures that exist in an image. Hence, JPEG2000 loses some of its efficiency. Hence, we expect the GD-COPER to perform better as the image size increases. This will become clearer when we work with larger images in the coded diffraction pattern simulations.

After the downsampling, the signals’ dimensions are  $n = 16384$ . In Table I, we have considered  $m = 32786, 16384, 12000$ , and  $8192$ . Note that, in most of these systems, not only the measurements are phaseless, but also they are undersampled.

In each setup, we compare the performance of our algorithm with that of the Wirtinger flow. In addition to comparing the quality of the reconstruction via evaluating the peak-signal-to-noise-ratio (PSNR),<sup>3</sup> we report the run time of the algorithms as well. The run times of the algorithm are measured on a laptop computer with 2.8 GHz Intel Core i7 processor and 16 GB RAM. We can draw the following conclusions from the results reported in Table I:

- (i) As expected, the Wirtinger flow does not do well when  $\frac{m}{n} \leq 1$ . This is in contrast to the performance of GD-COPER that can obtain reasonable estimates even for  $m/n \leq 1$ . Note that in some cases, the Wirtinger








<sup>3</sup>PSNR is defined as

$$\text{PSNR} = 20 \log_{10} \left( \frac{255}{\sqrt{\text{MSE}}} \right),$$

where MSE is the mean squared error obtained from the last iteration of the algorithm.



TABLE I: Results for the Gaussian measurement matrices. Both the GD-COPER algorithm and the Wirtinger flow are initialized with a white image. The setting of all the other parameters is described in Section IV-B. The notation DVG in the table refers to the fact that the algorithm either stops since the norm of  $z$  diverges to infinity, or returns a result with negative PSNR.

Target	$\frac{m}{n}$	GD-COPER		Wirtinger Flow	
		PSNR	Run time	PSNR	Run time
	0.5	23.22	11.2	DVG	8.68
	0.73	24.44	15.2	DVG	15.2
	1.0	25.63	18.9	DVG	30.6
	2.0	31.79	29.3	DVG	106.
	0.5	22.58	13.1	4.83	39.3
	0.73	24.79	15.6	6.5	60.3
	1.0	26.43	17.9	8.68	79.6
	2.0	31.91	31.3	17.71	135.
	0.5	21.42	11.9	DVG	13.4
	0.73	23.73	15.2	DVG	33.1
	1.0	25.84	18.8	10.94	82.8
	2.0	32.36	30.1	29.66	136.
	0.5	25.5	12.2	DVG	14.2
	0.73	27.43	13.9	DVG	22.1
	1.0	29.15	18.3	DVG	41.7
	2.0	34.76	29.6	33.36	140.
	0.5	22.03	12.4	3.92	43.1
	0.73	24.08	15.1	5.68	59.0
	1.0	26.67	17.4	7.94	74.2
	2.0	33.07	28.4	14.35	143.
	0.5	21.83	11.2	DVG	7.64
	0.73	23.35	15.7	DVG	20.7
	1.0	24.52	19.9	DVG	34.1
	2.0	32.67	28.8	35.65	135.
	0.5	17.49	10.9	DVG	10.9
	0.73	18.68	14.4	DVG	20.9
	1.0	21.44	19.0	DVG	37.8
	2.0	29.04	29.8	32.74	140.

flow can do as well as GD-COPER when  $\frac{m}{n} = 2$ . This happens because we have downsampled the images to  $128 \times 128$  size, and hence we have removed some structures that JPEG2000 could otherwise employ. In other words, JPEG2000 cannot efficiently reduce the size of such images, and hence GD-COPER is not capable of employing the structures of such images either. In the next section, GD-COPER works with large images (we can do this with coded diffraction patterns), and will outperform the Wirtinger flow with a larger margin. See Figure 2 for a visual comparison of the GD-COPER and Wirtinger flow algorithms.

(ii) GD-COPER is faster than the Wirtinger flow. Note that each iteration of GD-COPER is computationally more




Fig. 2: First row: outcomes of GD-COPER for different values of  $m/n$ . Second row: outcomes of Wirtinger Flow for different values of  $m/n$ . The original image is shown in the left column. The measurement matrix is Gaussian.

demanding than that of the Wirtinger flow. However, GD-COPER requires less steps to obtain a good estimate of the signal. Figure 3 compares the normalized MSE (we have normalized the mean square error, by the energy of the underlying signal) of GD-COPER as a function of the iteration number with that of the Wirtinger flow. We can see that GD-COPER converges in 10 iteration, while Wirtinger flow requires around 200 iterations to get to a comparable error if it does not diverge.

2) *Coded diffraction model*: In this section, we evaluate the performance of our algorithm on the more practical coded-diffraction measurements. Again, we work with the seven images we introduced in the last section. However, given the fact that in the case of the coded diffraction patterns the measurement matrix is not explicitly stored we will use images in their original sizes,  $256 \times 256$ . We compare the performance of GD-COPER with that of the Wirtinger flow for different  $m/n$  ratios. Tables II and III summarize our simulation results. Again we should emphasize that both the GD-COPER and Wirtinger flow are initialized with an all-white image. We can draw the following conclusion from Tables II and III:

- 1) Again for lower values of the sampling ratio  $m/n$  such as  $m/n \leq 5$  Wirtinger flow is not capable of finding a good estimate. However, GD-COPER obtains an accurate estimate for  $m/n \leq 5$ , and even for  $m/n = 1$ . If we compare these simulations with the ones we had for Gaussian matrices, it seems to be the case that the discrepancy between the performance of the Wirtinger flow and GD-COPER has increased in the coded-diffraction simulation. Part of this is a result of the fact that our simulations have been performed on larger images for which JPEG2000 is more efficient.
- 2) As we increase the number of masks, usually after  $L = 10$  the performance of GD-COPER saturates, while Wirtinger flow continues to improve. There are two effects that cause the saturation of the GD-COPER: (i)

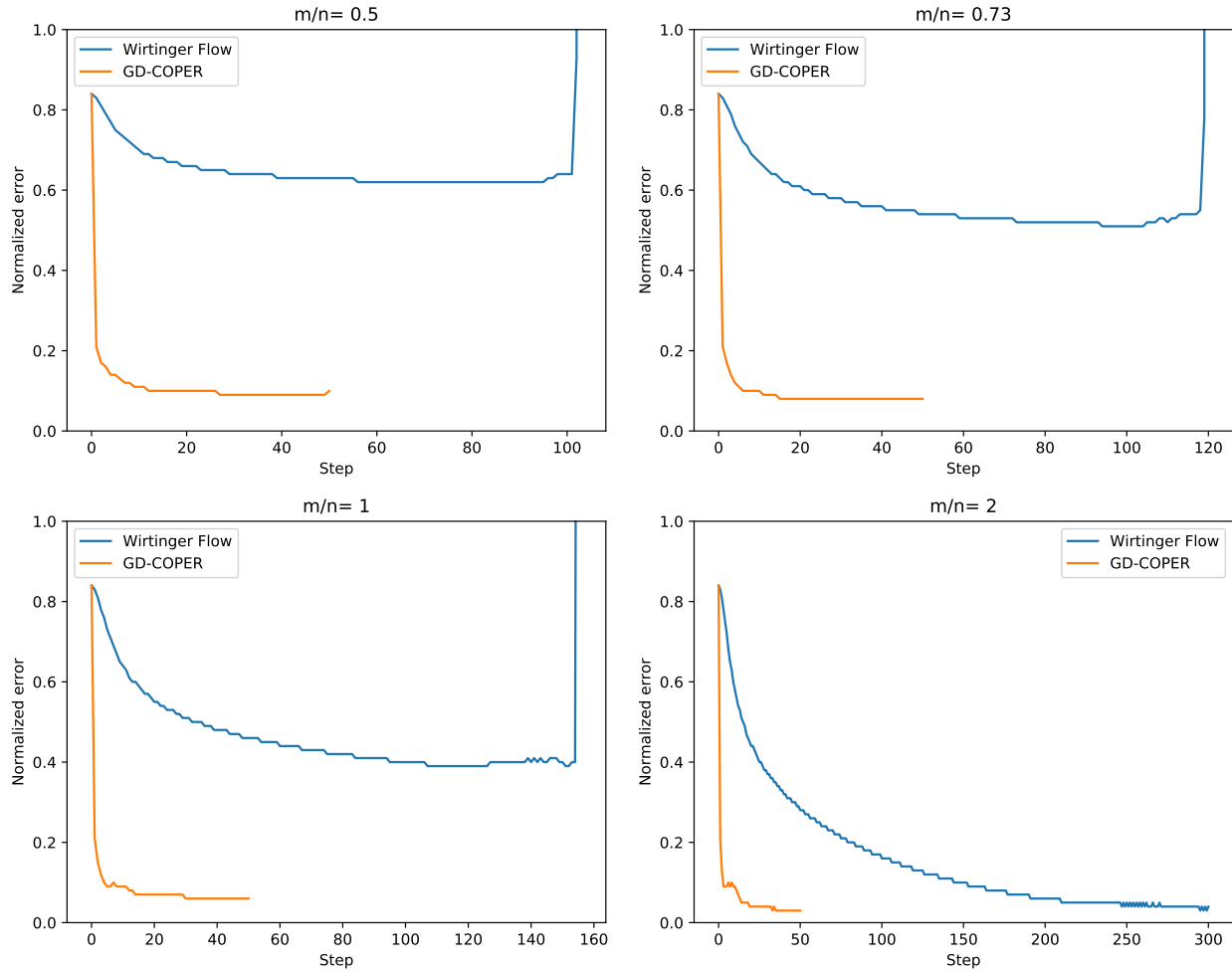






Fig. 3: Normalized mean square error as a function of the iteration number for four different values of  $m/n$ . The original image is the same as the one chosen for Figure 2.

Given that the compression is applied at every iteration, even though it is in its loss-less mode, it still imposes some quantization to the estimates. (ii) Suboptimal parameter tuning. We believe that the performance saturation of the algorithm does not cause a major issue in practice since it happens at very high values of PSNR, e.g. 40 dB. However, as a result of the saturation, we see that in most cases, when  $m/n > 15$ , then the Wirtinger flow outperforms GD-COPER (for the sake of brevity we have not included the results of  $m/n > 15$  in our tables). Hence, if extremely accurate estimates of the signal are required (e.g. PSNR= 50 dB) and we have enough masks, then the Wirtinger flow should be preferred over GD-COPER.

- 3) The computational complexity of GD-COPER is comparable with that of the Wirtinger flow. Note that each iteration of GD-COPER is computationally more demanding than that of the Wirtinger flow. However, GD-COPER requires less steps to obtain a good estimate of the signal.

TABLE II: Comparison between the Wirtinger flow and the GD-COPER with the coded diffraction patterns for different values of  $m/n$ . The true images of the simulations are shown in the first column.

Target	$\frac{m}{n}$	GD-COPER		Wirtinger Flow		Target	$\frac{m}{n}$	GD-COPER		Wirtinger Flow			
		PSNR	Run time	PSNR	Run time			PSNR	Run time	PSNR	Run time		
	1	27.8	13.0	DVG	1.2		1	22.2	14.2	5.1	2.9		
	2	34.7	16.9	DVG	2.0		2	30.8	18.0	8.1	5.5		
	3	36.2	18.1	DVG	2.7		3	34.8	16.9	11.1	6.3		
	4	39.7	19.8	DVG	4.2		4	38.0	15.7	14.1	6.3		
	5	42.1	14.2	DVG	4.1		5	38.9	18.1	17.2	8.0		
	6	38.5	14.6	DVG	4.3		6	43.3	14.8	19.9	7.9		
	7	42.7	15.4	DVG	5.7		7	43.3	15.0	23.5	9.1		
	8	44.5	15.6	DVG	6.2		8	47.4	15.1	26.5	10.1		
	9	38.9	16.1	23.6	18.9		9	45.3	16.3	29.4	13.4		
	10	49.1	15.1	17.8	12.7		10	45.8	15.7	33.0	12.8		
	15	38.6	17.3	13.0	23.0		15	49.3	17.1	47.8	22.8		
		1	19.4	14.3	4.1		2.8		1	25.2	13.8	DVG	1.4
		2	28.6	19.5	7.2		5.1		2	32.5	18.1	DVG	3.2
		3	33.4	17.6	10.1		7.4		3	35.9	17.2	13.4	6.8
		4	34.5	14.4	13.1		5.9		4	38.7	14.8	16.4	5.8
5		39.0	14.9	16.2	7.4	5	38.2		15.8	19.5	7.8		
6		40.2	15.0	18.9	8.0	6	43.1		14.9	22.4	8.1		
7		44.0	14.8	22.4	9.1	7	45.1		15.0	25.8	9.2		
8		45.9	15.3	25.2	10.0	8	42.9		15.2	28.9	10.0		
9		45.6	15.1	28.0	11.4	9	44.7		15.3	31.7	11.8		
10		47.4	15.7	31.8	12.9	10	50.0		16.0	35.2	13.1		
15		50.9	19.6	44.1	29.8	15	43.9		17.4	50.8	24.5		




#### D. Robustness of GD-COPER with respect to initialization

As we discussed in Section IV-B, the performance of GD-COPER is not sensitive to the initialization. In this section, we present some of our evidence that supports this claim. Given that our simulation results are similar for both coded diffraction patterns and Gaussian measurements, we only report our simulations for the coded diffraction patterns. In order to observe the impact of initialization we considered the following initialization: Let  $\mathbf{x}$  denote the underlying signal we want to recover, and let  $\mathbf{x}_o$  denote the vector that corresponds to an all-white image. A simple initialization that we can use in practice is  $\mathbf{x}_o$ , while the best oracle-initialization is  $\mathbf{x}$ . Hence, we can consider the family of initializations

$$\mathbf{x}_{\text{init}} = \lambda \mathbf{x}_o + (1 - \lambda) \mathbf{x},$$

for  $\lambda \in \{0, 0.1, 0.2, \dots, 0.9, 1\}$ . We expect the smaller values of  $\lambda$  to return better initializations. Tables VII and VIII evaluate the performance of GD-COPER for different initializations and different images. The other parameters of GD-COPER are set according to the strategy described in Section IV-B. As is clear from our simulation results, the initialization schemes have much larger impacts on the Wirtinger flow compared to GD-COPER. In fact, the GD-COPER is not very sensitive to the choice of initialization and in most cases, the difference between the best

TABLE III: Comparison between the Wirtinger flow and the GD-COPER with the coded diffraction patterns for different values of  $m/n$ . The true images in the simulations are shown in the leftmost column.




Target	$\frac{m}{n}$	GD-COPER		Wirtinger Flow		Target	$\frac{m}{n}$	GD-COPER		Wirtinger Flow			
		PSNR	Run time	PSNR	Run time			PSNR	Run time	PSNR	Run time		
	1	29.3	14.2	DVG	1.4		1	23.1	13.8	DVG	1.4		
	2	34.0	18.5	DVG	2.7		2	28.0	17.9	DVG	2.6		
	3	36.8	17.6	DVG	4.7		3	32.0	17.9	DVG	3.7		
	4	38.0	15.1	17.6	6.1		4	34.3	18.4	16.2	7.1		
	5	40.7	15.9	20.4	8.0		5	38.1	16.9	19.0	9.2		
	6	44.2	14.6	22.8	8.2		6	38.5	15.3	21.2	8.0		
	7	42.1	14.9	28.1	9.2		7	42.0	15.2	22.6	9.2		
	8	40.7	16.2	30.5	9.8		8	44.6	15.6	29.2	9.9		
	9	42.2	16.0	33.8	11.8		9	43.2	19.4	32.3	14.7		
	10	49.9	16.3	37.6	13.1		10	43.0	16.3	36.1	13.1		
	15	41.8	16.9	52.1	23.0		15	52.0	17.5	49.7	23.4		
		1	27.2	13.8	DVG		1.4						
		2	32.3	16.6	DVG		2.1						
		3	35.8	16.9	DVG		3.9						
		4	36.4	17.1	15.6		7.3						
5		38.7	15.1	17.9	6.7								
6		39.4	14.9	20.1	7.8								
7		42.9	15.1	27.1	8.9								
8		47.5	15.6	30.5	10.1								
9		40.9	18.2	33.2	18.9								
10		47.6	15.9	36.9	13.0								
15		48.6	17.7	53.3	23.0								

initialization and worst initialization is less than 2 dB. In contrast to GD-COPER, the performance of the Wirtinger flow is very sensitive to the choice of the initialization. For this reason, the spectral method is often used for the initialization of the Wirtinger flow algorithm. In the next section, we will show that the initialization of the Wirtinger flow algorithm with an all-white image is often better than the spectral initialization. However, we should emphasize that this phenomenon is only true for the real-valued signals, and has not been tested on complex-valued signals.

### E. Spectral Initialization

Another claim we made in Section IV-B regarding the initialization was the fact that Spectral initialization does not seem to help the Wirtinger flow beyond what is offered by an all-white image initialization. We show part of our evidence regarding this claim. Tables IV - VI summarize some of our findings. In these table the ‘n-init-err’ shows the normalized mean square error of the initialization. Note that in most cases the spectral methods does not offer a closer point than the all-white image except when we have  $\frac{m}{n} \geq 7$ . Moreover, when we have many observations and the initial point offered by the Spectral method is closer than the white image, Wirtinger Flow usually performs better starting from the white image. This shows the initial distance is not the only important

TABLE IV: Wirtinger Flow performance with spectral and all-white initialization

Target	$\frac{m}{n}$	All-white			Spectral		
		n-init-err	PSNR	Run time	n-init-err	PSNR	Run time
	1	0.57	DVG	1.7	1.39	DVG	2.4
	2	0.57	DVG	1.4	1.39	DVG	4.4
	3	0.57	17.1	4.3	1.39	DVG	6.2
	4	0.57	20.3	5.5	1.37	DVG	7.4
	5	0.57	23.2	6.5	1.37	DVG	9.3
	6	0.57	26.9	7.7	1.38	DVG	11.2
	7	0.57	29.4	9.8	1.13	DVG	12.3
	8	0.57	32.8	13.5	0.89	DVG	16.2
	9	0.57	36.2	17.5	0.63	9.4	74.8
	10	0.57	39.0	44.5	0.64	DVG	32.5
	15	0.57	51.3	50.6	0.49	20.5	99.4
	1	0.86	DVG	2.8	1.39	DVG	4.8
	2	0.86	12.1	9.1	1.39	DVG	8.4
	3	0.86	15.1	11.4	1.39	DVG	10.9
	4	0.86	18.2	14.9	1.39	DVG	13.6
	5	0.86	21.1	20.0	1.41	DVG	15.1
	6	0.86	24.2	25.1	1.37	DVG	17.1
	7	0.86	27.4	28.2	1.06	DVG	19.5
	8	0.86	30.4	28.4	0.9	DVG	22.8
	9	0.86	33.4	31.6	1.33	DVG	26.0
	10	0.86	35.5	32.2	0.6	24.4	56.1
	15	0.86	56.7	43.7	0.48	11.0	81.7
	1	0.98	DVG	2.6	1.39	DVG	5.0
	2	0.98	DVG	2.8	1.39	DVG	7.2
	3	0.98	14.0	9.6	1.39	DVG	8.9
	4	0.98	17.0	11.9	1.4	DVG	10.6
	5	0.98	20.0	15.9	1.38	DVG	12.6
	6	0.98	23.2	17.7	1.21	DVG	15.0
	7	0.98	26.1	21.8	1.31	DVG	17.0
	8	0.98	29.0	24.1	1.39	DVG	17.9
	9	0.98	32.2	26.2	0.65	20.4	30.8
	10	0.98	34.7	13.6	0.6	21.3	30.9
	15	0.98	57.1	21.9	0.48	21.2	55.3

factor to the convergence of Wirtinger flow (this is an artifact of the fixed parameter tuning that has been proposed for the Wirtinger flow). For instance, if the norm of the gradient at the starting steps, when the step-size defined in (47) is large, remains high, then the algorithm may diverges.

TABLE V: Wirtinger Flow performance with spectral and all-white initialization




Target	$\frac{m}{n}$	All-white			Spectral		
		n-init-err	PSNR	Run time	n-init-err	PSNR	Run time
	1	2.84	5.1	2.6	1.39	DVG	3.1
	2	2.84	8.1	3.6	1.4	DVG	4.9
	3	2.84	11.0	4.7	1.39	DVG	7.1
	4	2.84	14.1	5.5	1.4	DVG	8.8
	5	2.84	17.3	6.9	1.38	DVG	10.6
	6	2.84	20.3	8.3	1.36	DVG	12.3
	7	2.84	22.9	9.7	1.36	DVG	14.2
	8	2.84	26.2	11.1	1.39	DVG	16.2
	9	2.84	28.4	12.8	1.1	DVG	17.8
	10	2.84	32.3	13.4	0.6	20.8	30.8
	15	2.84	45.0	22.2	0.48	39.7	53.4
	1	0.83	DVG	1.4	1.39	DVG	3.1
	2	0.83	12.6	3.8	1.39	DVG	5.1
	3	0.83	15.6	4.7	1.39	DVG	6.8
	4	0.83	18.6	5.6	1.39	DVG	8.7
	5	0.83	21.5	6.7	1.31	DVG	10.1
	6	0.83	24.8	8.1	1.36	DVG	12.2
	7	0.83	28.0	9.5	1.27	DVG	14.1
	8	0.83	30.9	10.7	0.7	DVG	21.6
	9	0.83	33.6	12.3	1.05	DVG	17.9
	10	0.83	36.3	13.0	0.85	DVG	19.6
	15	0.83	59.3	22.5	0.48	28.5	54.0
	1	1.25	7.4	2.5	1.4	DVG	3.0
	2	1.25	10.4	3.3	1.39	DVG	4.9
	3	1.25	13.5	4.9	1.39	DVG	6.5
	4	1.25	16.5	5.7	1.38	DVG	8.1
	5	1.25	19.3	7.1	1.4	DVG	10.2
	6	1.25	22.6	8.0	1.32	DVG	12.2
	7	1.25	25.9	9.9	1.02	DVG	13.7
	8	1.25	28.6	10.6	0.71	11.1	23.9
	9	1.25	31.9	22.3	0.77	DVG	22.1
	10	1.25	34.3	27.3	0.64	DVG	25.2
	15	1.25	55.2	42.8	0.49	24.2	79.6

TABLE VI: Wirtinger Flow performance with spectral and all-white initialization

Target	$\frac{m}{n}$	All-white			Spectral		
		n-init-err	PSNR	Run time	n-init-err	PSNR	Run time
	1	4.92	4.1	5.0	1.4	DVG	5.3
	2	4.92	7.1	6.1	1.39	DVG	8.1
	3	4.92	10.1	10.1	1.38	DVG	10.0
	4	4.92	13.2	9.6	1.39	DVG	13.0
	5	4.92	16.0	8.8	1.39	DVG	13.0
	6	4.92	19.0	13.0	1.36	DVG	17.2
	7	4.92	21.5	13.6	1.29	DVG	19.3
	8	4.92	24.1	21.0	0.86	DVG	23.6
	9	4.92	25.9	17.6	1.34	DVG	18.4
	10	4.92	28.4	13.7	0.62	30.9	35.1
	15	4.92	37.2	31.5	0.48	36.0	64.5

## V. DISCUSSION OF OUR ASSUMPTIONS

In the proof of the convergence of GD-COPER in Theorem 2, we made two assumptions:

- 1)  $\|\mathbf{x}\|_2^2 = 1$  and  $\|\mathbf{z}\|_2^2 = 1$  for all  $\mathbf{z} \in \mathcal{C}_r$ .
- 2)  $\mathcal{P}_{\mathcal{C}_r}(\cdot) = \mathcal{D}_r(\mathcal{E}_r(\cdot))$ , i.e. the application of the encoder and decoder of a compression algorithm is equivalent to projecting a signal on the closest code-word.

First, note that we can obtain a good estimate of the norm of the signal, and normalize the measurements and pretend that the signal satisfies  $\|\mathbf{x}\|_2^2 = 1$ . Below we present one approach to execute this normalization. Suppose that  $\mathbf{y} = |\mathbf{A}\mathbf{x}|$ . We have

$$\mathbb{E} [y_k^2] = \mathbb{E} [y_k^* y_k] = \mathbb{E} [\mathbf{x}^* \mathbf{a}_k^* \mathbf{a}_k \mathbf{x}] = 2n \|\mathbf{x}\|^2.$$



Hence,  $\frac{1}{2nm} \|\mathbf{y}\|^2 \xrightarrow{\mathbb{P}} \|\mathbf{x}\|^2$ , where the notation  $\xrightarrow{\mathbb{P}}$  denotes convergence in probability. Hence, if we divide our measurements by  $\sqrt{\frac{1}{2nm} \|\mathbf{y}\|^2}$ , then we can assume that  $\|\mathbf{x}\|_2 = 1$ . Once we know that the magnitude of the signal is equal to one, we can modify any compression algorithm to have the property  $\|\mathbf{z}\|_2^2 = 1$  for all  $\mathbf{z} \in \mathcal{C}_r$ , by dividing the output of the decoder by its magnitude. One question that we still have to address though is the following: Often times the estimate of the magnitude of the signal is random and may deviate from what we expect. Hence, we may end up having a signal  $\mathbf{x}$  whose magnitude satisfies  $|\|\mathbf{x}\|_2^2 - 1| \leq \gamma$  where  $\gamma$  is a small number. What would be the impact of such an error in the performance of GD-COPER? In particular, one would hope that this error does not accumulate in the iterations of the algorithm. Our next theorem proves this claim.

**Theorem 3.** Consider a fixed signal  $\mathbf{x} \in \mathcal{Q}$  that satisfies  $|\|\mathbf{x}\|_2^2 - 1| \leq \gamma$ . Define  $\mathbf{z}_t \in \mathcal{C}_r$  as in (21) with  $\mu = \frac{1}{8m}$ . Suppose that for all  $\theta \in \mathbb{R}$ ,  $e^{i\theta} \mathbf{x} \in \mathcal{Q}$ . Define  $\theta_t \triangleq \arg \min_{\theta \in \mathbb{R}} \|\mathbf{z}_t - e^{i\theta} \mathbf{x}\|$ . For all  $\epsilon \geq C_2 m^{-\frac{1}{3}}$ , with probability at least  $1 - C_3 e^{-C_1 \sqrt{m\epsilon} + (3 \ln 2)r}$ , where  $C_1, C_2, C_3 > 0$  are absolute constants, for  $t = 1, 2, \dots$ , we have

$$\|\mathbf{z}_{t+1} - e^{i\theta_t} \mathbf{x}\| \leq \left( \|\mathbf{z}_t - e^{i\theta_t} \mathbf{x}\| + \epsilon \right) \|\mathbf{z}_t - e^{i\theta_t} \mathbf{x}\| + 3\delta_r + \gamma. \quad (48)$$



TABLE VII: The impact of initialization on the performance of GD-COPER and Wirtinger flow. “n-init-error” is the normalized mean square error of the initialization. The initializations chosen in this simulation are in the form of  $\mathbf{x}_{\text{init}} = \lambda \mathbf{x}_o + (1 - \lambda) \mathbf{x}$ , where  $\mathbf{x}_o$  is an all-white image and  $\mathbf{x}$  is the true signal.

Target	n-init-error	$\lambda$	$\frac{m}{n} = 1$		$\frac{m}{n} = 2$		$\frac{m}{n} = 3$	
			GD-C	WF	GD-C	WF	GD-C	WF
	0.0	0.0	29.94	inf	32.55	inf	34.23	inf
	0.49	0.1	29.46	DVG	32.03	DVG	33.79	26.78
	0.98	0.2	29.25	DVG	32.03	DVG	34.03	24.11
	1.48	0.3	28.36	14.55	32.19	17.57	33.96	20.59
	1.97	0.4	27.12	12.06	31.22	15.07	33.18	18.09
	2.46	0.5	25.0	10.13	30.63	13.13	33.59	16.15
	2.95	0.6	23.03	8.54	30.67	11.55	33.32	14.57
	3.44	0.7	21.41	7.2	29.66	10.21	33.21	13.22
	3.94	0.8	20.59	6.04	28.51	9.04	31.37	12.05
	4.43	0.9	20.36	5.01	27.69	8.01	30.89	11.01
	4.92	1.0	18.52	4.09	27.95	7.09	31.82	10.07
Target	n-init-error	$\lambda$	$\frac{m}{n} = 1$		$\frac{m}{n} = 2$		$\frac{m}{n} = 3$	
	0.0	0.0	30.17	inf	34.68	inf	37.67	inf
	0.08	0.1	29.53	DVG	34.59	DVG	37.32	DVG
	0.17	0.2	29.6	DVG	33.67	DVG	37.35	DVG
	0.25	0.3	29.65	DVG	33.6	DVG	37.74	DVG
	0.34	0.4	29.32	DVG	33.7	DVG	37.51	DVG
	0.42	0.5	28.18	DVG	34.19	DVG	36.64	18.73
	0.5	0.6	27.68	DVG	34.92	DVG	35.95	19.86
	0.59	0.7	28.37	DVG	35.08	DVG	35.92	18.66
	0.67	0.8	28.13	DVG	35.12	14.24	36.23	17.56
	0.76	0.9	29.21	DVG	34.79	13.43	36.04	16.54
	0.84	1.0	29.15	DVG	34.16	12.59	35.64	15.63



*Proof.* Note that we still assume that for all  $\mathbf{z} \in \mathcal{C}_r$ , we have  $\|\mathbf{z}\|_2^2 = 1$ , since this condition is straightforward to satisfy exactly (given that the output of decoder is available and hence we can directly normalize it). Since the proof of this theorem is similar to the proof of Theorem 2 we skip most of the steps, and only mention the ones that are different. By following the steps in the proof of Theorem 2 that led to (36) we obtain

$$\tilde{\mathbf{x}} - \mathbf{s}_{t+1} = \tilde{\mathbf{x}} - e^{i\theta_t} \mathbf{x} + (1 - (e^{i\theta_t} \mathbf{x})^* \mathbf{z}_t) e^{i\theta_t} \mathbf{x} + \frac{1}{8m} \left( \nabla d_A(\mathbf{z}_t) - \mathbb{E} [\nabla d_A(\mathbf{z}_t)] \right). \quad (49)$$

In the proof of Theorem 2, we claimed that  $(1 - (e^{i\theta_t} \mathbf{x})^* \mathbf{z}_t) = \frac{1}{2} \|e^{i\theta_t} \mathbf{x} - \mathbf{z}_t\|^2$ . Clearly, this is not true any more. Instead we have

$$\frac{1}{2} \|e^{i\theta_t} \mathbf{x} - \mathbf{z}_t\|^2 = \frac{1}{2} \|\mathbf{x}\|^2 - \frac{1}{2} + (1 - (e^{i\theta_t} \mathbf{x})^* \mathbf{z}_t).$$

TABLE VIII: The impact of initialization on the performance of GD-COPER and Wirtinger flow. “n-init-error” is the normalized mean square error of the initialization. The initializations chosen in this simulation are in the form of  $\mathbf{x}_{\text{init}} = \lambda \mathbf{x}_o + (1 - \lambda) \mathbf{x}$ , where  $\mathbf{x}_o$  is an all-white image and  $\mathbf{x}$  is the true signal.

Target	n-init-error	$\lambda$	$\frac{m}{n} = 1$		$\frac{m}{n} = 2$		$\frac{m}{n} = 3$	
			GD-C	WF	GD-C	WF	GD-C	WF
	0.0	0.0	27.84	inf	31.55	inf	35.11	inf
	0.09	0.1	28.04	DVG	31.5	DVG	35.19	DVG
	0.17	0.2	27.44	DVG	31.24	DVG	35.12	DVG
	0.26	0.3	26.99	DVG	31.47	DVG	35.26	DVG
	0.35	0.4	26.68	DVG	31.23	DVG	35.02	DVG
	0.43	0.5	26.89	DVG	31.62	DVG	34.66	19.12
	0.52	0.6	26.5	DVG	32.18	DVG	33.89	18.97
	0.61	0.7	26.69	DVG	32.4	DVG	33.54	17.94
	0.7	0.8	26.56	DVG	31.97	13.86	33.71	17.13
	0.78	0.9	26.26	DVG	31.74	12.92	34.16	16.12
0.87	1.0	26.71	DVG	32.0	12.11	34.6	15.21	
Target	n-init-error	$\lambda$	$\frac{m}{n} = 1$		$\frac{m}{n} = 2$		$\frac{m}{n} = 3$	
			GD-C	WF	GD-C	WF	GD-C	WF
	0.0	0.0	23.65	inf	26.23	inf	27.53	inf
	0.1	0.1	23.55	DVG	26.26	DVG	27.65	DVG
	0.2	0.2	23.69	DVG	26.14	DVG	27.68	DVG
	0.3	0.3	23.49	DVG	26.28	DVG	27.46	DVG
	0.39	0.4	23.45	DVG	26.14	DVG	27.49	DVG
	0.49	0.5	23.49	DVG	26.13	DVG	27.6	DVG
	0.59	0.6	23.45	DVG	26.19	DVG	27.56	DVG
	0.69	0.7	23.48	DVG	26.18	DVG	27.43	16.88
	0.79	0.8	22.82	DVG	26.44	12.72	27.53	15.9
	0.89	0.9	22.97	DVG	26.43	11.9	27.5	14.92
0.99	1.0	22.62	DVG	26.27	11.03	27.56	14.0	

Hence, we will conclude that

$$\begin{aligned}
& \left\| e^{i\theta_t} \mathbf{x} - \mathbf{z}_{t+1} \right\| \leq \left\| e^{i\theta_t} \mathbf{x} - \tilde{\mathbf{x}} \right\| + \|\tilde{\mathbf{x}} - \mathbf{z}_{t+1}\| \\
& \leq \delta_r + 2\Re(\mathbf{v}_t^*(\tilde{\mathbf{x}} - \mathbf{s}_{t+1})) \\
& \leq \delta_r + 2\|\mathbf{v}_t\| \left\| \tilde{\mathbf{x}} - e^{i\theta_t} \mathbf{x} \right\| + 2(1 - (e^{i\theta_t} \mathbf{x})^* \mathbf{z}_t) \|\mathbf{v}_t\| \left\| e^{i\theta_t} \mathbf{x} \right\| + \frac{1}{4m} \Re\left(\mathbf{v}_t^* \left(\nabla d_A(\mathbf{z}_t) - \mathbb{E}[\nabla d_A(\mathbf{z}_t)]\right)\right) \\
& \leq \delta_r + 2\delta_r + \left\| e^{i\theta_t} \mathbf{x} - \mathbf{z}_t \right\|^2 + \|\mathbf{x}\|^2 - 1 + \frac{1}{4m} \Re\left(\mathbf{v}_t^* \left(\nabla d_A(\mathbf{z}_t) - \mathbb{E}[\nabla d_A(\mathbf{z}_t)]\right)\right) \\
& \leq 3\delta_r + \gamma + \left\| e^{i\theta_t} \mathbf{x} - \mathbf{z}_t \right\|^2 + \frac{1}{4m} \Re\left(\mathbf{v}_t^* \left(\nabla d_A(\mathbf{z}_t) - \mathbb{E}[\nabla d_A(\mathbf{z}_t)]\right)\right).
\end{aligned}$$

The rest of the proof is exactly the same as the proof of Theorem 2, and is hence skipped.  $\square$

We would like to emphasize that given the linear convergence of the GD-COPER, the accumulation of the error due to  $\gamma$  will be negligible and the error in the estimation of the magnitude of  $\|\mathbf{x}\|^2$  does not have any major

impact on the performance of GD-COPER.

We now turn our attention to the second assumption, i.e. the assumption that  $\mathcal{P}_{\mathcal{C}_r}(\cdot) = \mathcal{D}_r(\mathcal{E}_r(\cdot))$ . We would like to first emphasize that ideally, this is what a compression algorithm should do. If an image compression algorithm maps an image to a codeword that is far from the original image, that is an indication of the fact that the compression algorithm is not good. However, it is also reasonable to consider situations in which multiple codewords are close to an image and the compression algorithm does not pick the one which is the closest to the image because of some non-ideal strategies that is chosen to reduce the computational complexity. Hence, again we can ask whether the GD-COPER algorithm is robust to such non-ideal compression algorithms? In the rest of this section, we pursue the following two goals:

- 1) Provide a few examples to convince the readers that most of the standard compression algorithms try to mimic a projection onto the codewords.
- 2) Suppose that even though the compression algorithm is non-ideal and does not find the closest codeword, it is still capable of finding a codeword that is in the vicinity of the closest codeword. We aim to show that the performance of GD-COPER algorithm is robust to such non-idealities.

Let us start with an example that is the cornerstone of several important compression algorithms. Suppose  $\mathcal{Q} \subset [0, 1]^n$  is the set of approximately sparse signals. For instance, for some  $p < 1$

$$\mathcal{Q} = \left\{ \mathbf{x} \in [0, 1]^n, \|\mathbf{x}\|_p \leq \zeta \right\}.$$

The main idea of many compression algorithms is to approximate the signals in  $\mathcal{Q}$  with  $k$ -sparse signals and encode the  $k$ -sparse signal. For simplicity suppose that we are given the  $k$ . Let  $r_t = k \lceil \log n \rceil + k(t + 1)$  denote the rate of our compression algorithm. Let  $\mathcal{E}_1 : \mathcal{Q} \rightarrow \{0, 1\}^{k \lceil \log n \rceil}$  encode the location of  $k$  largest elements of  $\mathbf{x}$ . Furthermore, to code the magnitudes of the non-zero coefficients we consider  $\mathcal{E}_2 : \mathcal{Q} \rightarrow \{0, 1\}^{k(t+1)}$  that consider the  $k$  largest components of  $\mathbf{x}$  and codes each of them with  $t + 1$  bits (does a binary expansion and keeps the  $t + 1$  most significant bits).

More precisely, if  $\mathbf{x} = (x_1, x_2, \dots, x_n) \in \mathcal{Q}$ , where  $1 \leq i_1 < i_2 < \dots < i_k \leq n$  are the location of its  $k$ -largest elements, then

$$\mathcal{E}_1(\mathbf{x}) = (B(i_1), \dots, B(i_k)), \quad (50)$$

where  $B(i)$  denotes the binary expansion of positive integer  $i$ . Note that since indices are less than or equal to  $n$ ,  $\log n$  bits are enough to code each of them. Moreover, if  $x_i = \sum_{j=1}^{\infty} \epsilon_{i,j} 2^{-j}$  with  $\epsilon_{i,j} \in \{0, 1\}$ , denote the binary expansion of  $x_i$ , then

$$\mathcal{E}_2(\mathbf{x}) = ((\epsilon_{i_1,1}, \epsilon_{i_1,2}, \dots, \epsilon_{i_1,t+1}), \dots, (\epsilon_{i_k,1}, \epsilon_{i_k,2}, \dots, \epsilon_{i_k,t+1})). \quad (51)$$

Note that this type of coding is very close to what happens in e.g. JPEG and embedded zero tree wavelet (EZW) compression algorithms. Both compression algorithms first transform the image to a domain that is more compressible, e.g. Fourier and wavelet, and then code the location and magnitudes of the largest coefficients similar to what we

did above.<sup>4</sup> The decoder of the compression algorithms has access to the locations of the largest coefficients from the  $k \log n$  bits that it received from the encoder. Hence, it can easily use  $(\epsilon_{i_1,1}, \epsilon_{i_1,2}, \dots, \epsilon_{i_1,t+1}), \dots, (\epsilon_{i_k,1}, \epsilon_{i_k,2}, \dots, \epsilon_{i_k,t+1})$  to find the magnitudes of the signals at those locations. Define  $\Gamma_k = \{\mathbf{x} \in [0, 1]^n : \|\mathbf{x}\|_0 \leq k\}$ . One can easily confirm that

$$\mathcal{C}_{r_t} = \mathcal{D}_{r_t}(\mathcal{E}_{r_t}(\mathcal{Q})) = \left\{ \mathbf{y} \in \Gamma_k, y_i = \sum_{j=1}^t \epsilon_{i,j} 2^{-j}, \quad \epsilon_{i,j} \in \{0, 1\} \right\}.$$

It is straightforward to show that in these types of compression algorithms  $\mathcal{P}_{\mathcal{C}_r}(\cdot) = \mathcal{D}_r \circ \mathcal{E}_r(\cdot)$ . For the sake of completeness we include a brief proof below. Suppose that the choice of codeword for the projection is unique. For notational simplicity we drop the subscript  $t$ . To prove this formally, let  $\mathbf{x} \in [0, 1]^n$  be an arbitrary vector and let  $\mathbf{y} = \mathcal{D}_r(\mathcal{E}_r(\mathbf{x}))$  and  $\mathbf{z} = \mathcal{P}_{\mathcal{C}_r}(\mathbf{x})$ . We have to show  $\mathbf{y} = \mathbf{z}$ . Since  $\mathbf{z} \in \mathcal{C}_r$ , it has at most  $k$  non-zero coordinates. Firstly, we claim location of these non-zero coordinates have to match with the largest coordinates of  $\mathbf{x}$ . If this does not hold, one can swap two coordinates of  $\mathbf{z}$  and get smaller distance to  $\mathbf{x}$  by noting that if  $x_i < x_j$  and  $z_i > 0, z_j = 0$  then

$$(x_i - z_i)^2 + x_j^2 < (x_j - z_i)^2 + x_i^2,$$

which contradicts with  $\mathbf{z}$  being the projection of  $\mathbf{x}$ . Furthermore, if  $y_i = \sum_{j=1}^t \epsilon_{i,j} 2^{-j}$  and  $z_i = \sum_{j=1}^t \tilde{\epsilon}_{i,j} 2^{-j}$  then  $|x_i - y_i| \leq 2^{-t-1}$  and  $|x_i - z_i| \leq 2^{-t-1}$  implies  $|y_i - z_i| \leq 2^{-t}$  which yields  $|x_i - y_i| = |x_i - z_i|$ . Note that there can be a case where  $y_i \neq z_i$  while they have the same distance from  $x_i$ . As an example, consider  $t = 0, x_i = 0.5, y_i = 0, z_i = 1$ . This yields for every  $i$  that  $|x_i - y_i| \leq |x_i - z_i|$ . Hence

$$\|\mathbf{x} - \mathbf{y}\| \leq \|\mathbf{x} - \mathbf{z}\|,$$

which means  $\mathbf{y} = \mathcal{D}(\mathcal{E}(\mathbf{x}))$  is also a projection on  $\mathcal{C}_r$ .

Now, let us turn to another point we would like to make, that is, even if the compression algorithm is not an accurate projection, GD-COPER can still perform an accurate recovery. Towards this goal we assume that the operation of  $\mathcal{D}(\mathcal{E}(\mathbf{x}))$  is not a projection, but has some error. In other words, we assume that

$$\|\mathcal{D}(\mathcal{E}(\mathbf{x})) - \mathcal{P}_{\mathcal{C}_r}(\mathbf{x})\| \leq \gamma.$$

Our next theorem proves that if  $\gamma$  is not too large, then GD-COPER given by the following iteration can still perform well:

$$\begin{aligned} \mathbf{s}_{t+1} &= \mathbf{z}_t - \mu \nabla d_A(\mathbf{z}_t), \\ \mathbf{z}_{t+1} &= \mathcal{D}_r(\mathcal{E}_r(\mathbf{s}_{t+1})). \end{aligned}$$

**Theorem 4.** For a fixed signal  $\mathbf{x} \in \mathcal{Q}$ , define  $\mathbf{z}_t \in \mathcal{C}_r$  as in (21) with  $\mu = \frac{1}{8m}$ . Suppose that for all  $\theta \in \mathbb{R}$ ,  $e^{i\theta} \mathbf{x} \in \mathcal{Q}$ . Define  $\theta_t \triangleq \arg \min_{\theta \in \mathbb{R}} \|\mathbf{z}_t - e^{i\theta} \mathbf{x}\|$ . For all  $\epsilon \geq C_2 m^{-\frac{1}{3}}$ , with probability at least  $1 - C_3 e^{-C_1 \sqrt{m\epsilon} + (3 \ln 2)r}$ , where  $C_1, C_2, C_3 > 0$  are absolute constants, for  $t = 1, 2, \dots$ , we have

$$\left\| \mathbf{z}_{t+1} - e^{i\theta_t} \mathbf{x} \right\| \leq \left( \left\| \mathbf{z}_t - e^{i\theta_t} \mathbf{x} \right\| + 2\epsilon \right) \left\| \mathbf{z}_t - e^{i\theta_t} \mathbf{x} \right\| + 3\delta_r + 2\gamma + \sqrt{2\gamma(\delta_r + 1 + \epsilon)}. \quad (52)$$

<sup>4</sup>There are some minor tweaks in the actual JPEG and EZW. Since coding the locations of the largest coefficients requires a large number of bits, they often use techniques such as counting zero runs or coding along the trees to reduce the number of bits.

Before we prove this theorem, let us interpret it. Everything in the theorem is similar to what we had in Theorem 2. The only difference, is the term  $2\gamma + \sqrt{2\gamma(\delta_r + 1 + \epsilon)}$  added to the error. Again given the geometric convergence of the algorithm the total error after  $T$  iterations does not accumulate much and remains at the same order. It is clear that if  $\gamma$  is small, then the GD-COPER algorithm performs well.

*Proof of Theorem 4.* Since the proof is very similar to the proof of Theorem 2 we do not repeat the entire proof and only emphasize on the aspects of this proof that change. Let  $\tilde{\mathbf{x}} = \mathcal{P}_{\mathcal{C}_r}(e^{i\theta_t}\mathbf{x})$ , and define  $\mathbf{w}_{t+1} = \mathcal{P}_{\mathcal{C}_r}(\mathbf{s}_{t+1})$ . In this case, we know that  $\mathbf{z}_{t+1} = \mathcal{D}(\mathcal{E}(\mathbf{s}_{t+1}))$  and we have

$$\|\mathbf{w}_{t+1} - \mathbf{z}_{t+1}\| \leq \gamma. \quad (53)$$

Since  $\tilde{\mathbf{x}} \in \mathcal{C}_r$ , we have

$$\begin{aligned} \|\mathbf{s}_{t+1} - \tilde{\mathbf{x}}\|^2 &\geq \|\mathbf{s}_{t+1} - \mathbf{w}_{t+1}\|^2 \\ &= \|\mathbf{s}_{t+1} - \mathbf{z}_{t+1}\|^2 + \|\mathbf{z}_{t+1} - \mathbf{w}_{t+1}\|^2 + 2\Re((\mathbf{z}_{t+1} - \mathbf{w}_{t+1})^*(\mathbf{s}_{t+1} - \mathbf{z}_{t+1})) \\ &\geq \|\mathbf{s}_{t+1} - \mathbf{z}_{t+1}\|^2 + 2\Re((\mathbf{z}_{t+1} - \mathbf{w}_{t+1})^*(\mathbf{s}_{t+1} - \mathbf{z}_{t+1})), \end{aligned}$$

where to obtain the last inequality we used the Cauchy-Schwartz inequality, (53), and the fact that both  $\mathbf{s}_{t+1}$  and  $\mathbf{z}_{t+1}$  have unit norms. Therefore, we have

$$\begin{aligned} \|\mathbf{s}_{t+1} - \tilde{\mathbf{x}}\|^2 &\geq \|\mathbf{s}_{t+1} - \mathbf{z}_{t+1}\|^2 + 2\Re((\mathbf{z}_{t+1} - \mathbf{w}_{t+1})^*(\mathbf{s}_{t+1} - \mathbf{z}_{t+1})) \\ &= \|\mathbf{s}_{t+1} - \tilde{\mathbf{x}}\|^2 + \|\tilde{\mathbf{x}} - \mathbf{z}_{t+1}\|^2 + 2\Re((\tilde{\mathbf{x}} - \mathbf{z}_{t+1})^*(\mathbf{s}_{t+1} - \tilde{\mathbf{x}})) \\ &\quad + 2\Re((\mathbf{z}_{t+1} - \mathbf{w}_{t+1})^*(\mathbf{s}_{t+1} - \tilde{\mathbf{x}})) + 2\Re((\mathbf{z}_{t+1} - \mathbf{w}_{t+1})^*(\tilde{\mathbf{x}} - \mathbf{z}_{t+1})). \end{aligned}$$

Hence,

$$\|\tilde{\mathbf{x}} - \mathbf{z}_{t+1}\|^2 \leq 2\Re((\tilde{\mathbf{x}} - \mathbf{z}_{t+1})^*(\tilde{\mathbf{x}} - \mathbf{s}_{t+1})) + 2\Re((\mathbf{w}_{t+1} - \mathbf{z}_{t+1})^*(\mathbf{s}_{t+1} - \tilde{\mathbf{x}})) + 2\Re((\mathbf{w}_{t+1} - \mathbf{z}_{t+1})^*(\tilde{\mathbf{x}} - \mathbf{z}_{t+1})) \quad (54)$$

Recall that  $\mathbb{E}[\nabla d_A(\mathbf{z})] = 8m(\mathbf{z}\mathbf{z}^* - \mathbf{x}\mathbf{x}^*)\mathbf{z}$ . Thus,

$$\begin{aligned} \tilde{\mathbf{x}} - \mathbf{s}_{t+1} &= \tilde{\mathbf{x}} - e^{i\theta_t}\mathbf{x} + e^{i\theta_t}\mathbf{x} - \left( \mathbf{z}_t - \frac{1}{8m}\mathbb{E}[\nabla d_A(\mathbf{z}_t)] + \frac{1}{8m}(\mathbb{E}[\nabla d_A(\mathbf{z}_t)] - \nabla d_A(\mathbf{z}_t)) \right) \\ &= \tilde{\mathbf{x}} - e^{i\theta_t}\mathbf{x} + e^{i\theta_t}\mathbf{x} - (\mathbf{z}_t - \mathbf{z}_t + (\mathbf{x}^*\mathbf{z}_t)\mathbf{x}) + \frac{1}{8m}(\nabla d_A(\mathbf{z}_t) - \mathbb{E}[\nabla d_A(\mathbf{z}_t)]) \\ &= \tilde{\mathbf{x}} - e^{i\theta_t}\mathbf{x} + (1 - (e^{i\theta_t}\mathbf{x})^*\mathbf{z}_t)e^{i\theta_t}\mathbf{x} + \frac{1}{8m}(\nabla d_A(\mathbf{z}_t) - \mathbb{E}[\nabla d_A(\mathbf{z}_t)]). \end{aligned} \quad (55)$$

Note that  $\|\tilde{\mathbf{x}} - e^{i\theta_t}\mathbf{x}\| \leq \delta_r$ . Also, since  $1 - (e^{i\theta_t}\mathbf{x})^*\mathbf{z}_t = \frac{1}{2}\|e^{i\theta_t}\mathbf{x} - \mathbf{z}_t\|^2$  and  $\|e^{i\theta_t}\mathbf{x}\| = \|\mathbf{v}_t\| = 1$ . Let

$$\mathbf{v}_t \triangleq \frac{\tilde{\mathbf{x}} - \mathbf{z}_{t+1}}{\|\tilde{\mathbf{x}} - \mathbf{z}_{t+1}\|}. \quad (56)$$

and

$$\tilde{\mathbf{v}}_t \triangleq \frac{\mathbf{w}_{t+1} - \mathbf{z}_{t+1}}{\|\mathbf{w}_{t+1} - \mathbf{z}_{t+1}\|}. \quad (57)$$

Then we have

$$\begin{aligned}
\|\tilde{\mathbf{x}} - \mathbf{z}_{t+1}\|^2 &\leq 2\Re((\tilde{\mathbf{x}} - \mathbf{z}_{t+1})^*(\tilde{\mathbf{x}} - \mathbf{s}_{t+1})) + 2\Re((\mathbf{w}_{t+1} - \mathbf{z}_{t+1})^*(\mathbf{s}_{t+1} - \tilde{\mathbf{x}})) + 2\Re((\mathbf{w}_{t+1} - \mathbf{z}_{t+1})^*(\tilde{\mathbf{x}} - \mathbf{z}_{t+1})) \\
&\leq 2\|\tilde{\mathbf{x}} - \mathbf{z}_{t+1}\| \left( |\Re(\mathbf{v}_t^*(\tilde{\mathbf{x}} - \mathbf{s}_{t+1}))| + 2\gamma |\Re((\tilde{\mathbf{v}}_{t+1})^*(\mathbf{s}_{t+1} - \tilde{\mathbf{x}}))| + 2\gamma |\Re((\tilde{\mathbf{v}}_{t+1})^*(\tilde{\mathbf{x}} - \mathbf{z}_{t+1}))| \right) \\
&\leq 2\|\tilde{\mathbf{x}} - \mathbf{z}_{t+1}\| \left( \delta_r + \frac{1}{2} \left\| e^{i\theta_t} \mathbf{x} - \mathbf{z}_t \right\|^2 + \left| \Re \left( \mathbf{v}_t^* \left( \frac{1}{8m} (\nabla d_A(\mathbf{z}_t) - \mathbb{E} [\nabla d_A(\mathbf{z}_t)]) \right) \right) \right| \right) \\
&\quad + 2\gamma \left( \delta_r + \frac{1}{2} \left\| e^{i\theta_t} \mathbf{x} - \mathbf{z}_t \right\|^2 + \left| \Re \left( \mathbf{v}_t^* \left( \frac{1}{8m} (\nabla d_A(\mathbf{z}_t) - \mathbb{E} [\nabla d_A(\mathbf{z}_t)]) \right) \right) \right| \right) + 2\gamma \|\tilde{\mathbf{x}} - \mathbf{z}_{t+1}\|. \tag{58}
\end{aligned}$$

Define events  $\mathcal{G}$  and  $\tilde{\mathcal{G}}$  as follows

$$\mathcal{G} \triangleq \left\{ \frac{1}{4m} \Re \left( \mathbf{v}^* (\nabla d_A(\mathbf{z}) - \mathbb{E} [\nabla d_A(\mathbf{z})]) \right) \leq \epsilon \inf_{\theta \in \mathbb{R}} \left\| e^{i\theta} \mathbf{x} - \mathbf{z} \right\|, \quad \mathbf{v} = \frac{\tilde{\mathbf{x}} - \mathbf{z}'}{\|\tilde{\mathbf{x}} - \mathbf{z}'\|}, \quad \forall \mathbf{z}, \tilde{\mathbf{x}} \in \mathcal{C}_r \right\}, \tag{59}$$

$$\tilde{\mathcal{G}} \triangleq \left\{ \frac{1}{4m} \Re \left( \tilde{\mathbf{v}}^* (\nabla d_A(\mathbf{z}) - \mathbb{E} [\nabla d_A(\mathbf{z})]) \right) \leq \epsilon \inf_{\theta \in \mathbb{R}} \left\| e^{i\theta} \mathbf{x} - \mathbf{z} \right\|, \quad \tilde{\mathbf{v}} = \frac{\mathbf{z} - \mathbf{z}'}{\|\mathbf{z} - \mathbf{z}'\|}, \quad \forall \mathbf{z}, \mathbf{z}' \in \mathcal{C}_r \right\}. \tag{60}$$

Similar to the proof of Theorem 2, we can bound the probabilities of these events. In particular, we have constants  $C_1, C_2, C_3 > 0$  such that for every  $\epsilon \geq C_2 m^{-\frac{1}{3}}$ ,

$$\mathbb{P} \left( \left| \Re \left( \mathbf{v}^* (\nabla d_A(\mathbf{z}) - \mathbb{E} [\nabla d_A(\mathbf{z})]) \right) \right| > 4m\epsilon \inf_{\theta \in \mathbb{R}} \left\| e^{i\theta} \mathbf{x} - \mathbf{z} \right\| \right) \leq C_3 e^{-C_1 \sqrt{m\epsilon}}. \tag{61}$$

Hence, combining (61) with the union bound, for every  $\epsilon \geq C_2 m^{-\frac{1}{3}}$ , we have

$$\mathbb{P}(\mathcal{G}) \geq 1 - 2^{3r} C_3 e^{-C_1 \sqrt{m\epsilon}}. \tag{62}$$

Similarly, we have

$$\mathbb{P}(\tilde{\mathcal{G}}) \geq 1 - 2^{3r} C_3 e^{-C_1 \sqrt{m\epsilon}}. \tag{63}$$

Therefore, conditioned on  $\mathcal{G} \cap \tilde{\mathcal{G}}$  we have

$$\frac{1}{4m} \Re \left( \mathbf{v}_t^* (\nabla d_A(\mathbf{z}_t) - \mathbb{E} [\nabla d_A(\mathbf{z}_t)]) \right) \leq \epsilon \inf_{\theta \in \mathbb{R}} \left\| e^{i\theta} \mathbf{x} - \mathbf{z}_t \right\| = \epsilon \left\| e^{i\theta_t} \mathbf{x} - \mathbf{z}_t \right\|.$$

Hence, (58) implies that, for all  $t \in \{1 \dots, T\}$ ,

$$\begin{aligned}
\|\tilde{\mathbf{x}} - \mathbf{z}_{t+1}\|^2 &\leq 2\|\tilde{\mathbf{x}} - \mathbf{z}_{t+1}\| \left( \delta_r + \frac{1}{2} \left\| e^{i\theta_t} \mathbf{x} - \mathbf{z}_t \right\|^2 + \epsilon \left\| e^{i\theta_t} \mathbf{x} - \mathbf{z}_t \right\| \right) \\
&\quad + 2\gamma \left( \delta_r + \frac{1}{2} \left\| e^{i\theta_t} \mathbf{x} - \mathbf{z}_t \right\|^2 + \epsilon \left\| e^{i\theta_t} \mathbf{x} - \mathbf{z}_t \right\| \right) + 2\gamma \|\tilde{\mathbf{x}} - \mathbf{z}_{t+1}\| \\
&\leq 2\|\tilde{\mathbf{x}} - \mathbf{z}_{t+1}\| \left( \delta_r + \frac{1}{2} \left\| e^{i\theta_t} \mathbf{x} - \mathbf{z}_t \right\|^2 + \epsilon \left\| e^{i\theta_t} \mathbf{x} - \mathbf{z}_t \right\| + \gamma \right) + 2\gamma(\delta_r + 1 + \epsilon). \tag{64}
\end{aligned}$$

Given that we have a quadratic function of  $\|\tilde{\mathbf{x}} - \mathbf{z}_{t+1}\|$  with one negative and one positive root, it is straightforward to see that  $\|\tilde{\mathbf{x}} - \mathbf{z}_{t+1}\|$  should be smaller than the positive root. By bounding the positive root we obtain

$$\|\tilde{\mathbf{x}} - \mathbf{z}_{t+1}\| \leq 2 \left( \delta_r + \frac{1}{2} \left\| e^{i\theta_t} \mathbf{x} - \mathbf{z}_t \right\|^2 + \epsilon \left\| e^{i\theta_t} \mathbf{x} - \mathbf{z}_t \right\| + \gamma \right) + \sqrt{2\gamma(\delta_r + 1 + \epsilon)}.$$

Hence,

$$\begin{aligned} \left\| e^{i\theta_t} \mathbf{x} - \mathbf{z}_{t+1} \right\| &\leq \delta_r + 2 \left( \delta_r + \frac{1}{2} \left\| e^{i\theta_t} \mathbf{x} - \mathbf{z}_t \right\|^2 + \epsilon \left\| e^{i\theta_t} \mathbf{x} - \mathbf{z}_t \right\| + \gamma \right) + \sqrt{2\gamma(\delta_r + 1 + \epsilon)} \\ &\leq 3\delta_r + 2\gamma + \sqrt{2\gamma(\delta_r + 1 + \epsilon)} + \left\| e^{i\theta_t} \mathbf{x} - \mathbf{z}_t \right\| \left( 2\epsilon + \left\| e^{i\theta_t} \mathbf{x} - \mathbf{z}_t \right\| \right). \end{aligned}$$

□

## VI. PROOFS

### A. Preliminaries

**Lemma 1.**  $\inf_{\theta \in [0, 2\pi)} \left\| e^{i\theta} \mathbf{x} - \mathbf{y} \right\|$  achieves its minimum at a value of  $\theta$  that makes  $e^{-i\theta} \mathbf{x}^* \mathbf{y}$  a positive real number, and for that  $\theta$  we have

$$\begin{aligned} \left\| e^{i\theta} \mathbf{x} - \mathbf{y} \right\|^2 &= \|\mathbf{x}\|^2 + \|\mathbf{y}\|^2 - 2|\mathbf{x}^* \mathbf{y}| \\ &= (\|\mathbf{x}\| - \|\mathbf{y}\|)^2 + 2(\|\mathbf{x}\| \|\mathbf{y}\| - |\mathbf{x}^* \mathbf{y}|). \end{aligned}$$

*Proof.* Let  $\mathbf{z} = e^{i\theta} \mathbf{x}$

$$\begin{aligned} \|\mathbf{z} - \mathbf{y}\|^2 &= (\mathbf{z} - \mathbf{y})^* (\mathbf{z} - \mathbf{y}) \\ &= \|\mathbf{z}\|^2 + \|\mathbf{y}\|^2 - 2\Re(\mathbf{z}^* \mathbf{y}) \\ &\geq \|\mathbf{z}\|^2 + \|\mathbf{y}\|^2 - 2|\mathbf{z}^* \mathbf{y}| \\ &= \|\mathbf{x}\|^2 + \|\mathbf{y}\|^2 - 2|\mathbf{x}^* \mathbf{y}|. \end{aligned}$$

Note that equality holds only when  $\Re(\mathbf{z}^* \mathbf{y}) = |\mathbf{z}^* \mathbf{y}|$ , which proves our claim. □

**Lemma 2.** For any two vectors  $\mathbf{x}$  and  $\hat{\mathbf{x}}$  in  $\mathbb{C}^n$ , we have

$$\frac{1}{8} \left( \inf_{\theta} \left\| e^{i\theta} \mathbf{x} - \hat{\mathbf{x}} \right\|^2 \right)^2 \leq \frac{1}{2} \left( \|\mathbf{x}\|^2 - \|\hat{\mathbf{x}}\|^2 \right)^2 + \left( \|\mathbf{x}\|^2 \|\hat{\mathbf{x}}\|^2 - |\mathbf{x}^* \hat{\mathbf{x}}|^2 \right).$$

*Proof.* Note that according to Lemma 1 we have

$$\begin{aligned} \left( (\|\mathbf{x}\| - \|\hat{\mathbf{x}}\|)^2 + 2(\|\mathbf{x}\| \|\hat{\mathbf{x}}\| - |\mathbf{x}^* \hat{\mathbf{x}}|) \right)^2 &\leq (1+1) \left( (\|\mathbf{x}\| - \|\hat{\mathbf{x}}\|)^4 + 4(\|\mathbf{x}\| \|\hat{\mathbf{x}}\| - |\mathbf{x}^* \hat{\mathbf{x}}|)^2 \right) \\ &\leq 2 \left( \|\mathbf{x}\|^2 - \|\hat{\mathbf{x}}\|^2 \right)^2 + 8 \left( \|\mathbf{x}\|^2 \|\hat{\mathbf{x}}\|^2 - |\mathbf{x}^* \hat{\mathbf{x}}|^2 \right). \end{aligned}$$

Hence,

$$\begin{aligned} \frac{1}{8} \left( \inf_{\theta} \left\| e^{i\theta} \mathbf{x} - \hat{\mathbf{x}} \right\|^2 \right)^2 &\leq \frac{1}{4} \left( \|\mathbf{x}\|^2 - \|\hat{\mathbf{x}}\|^2 \right)^2 + \left( \|\mathbf{x}\|^2 \|\hat{\mathbf{x}}\|^2 - |\mathbf{x}^* \hat{\mathbf{x}}|^2 \right) \\ &\leq \frac{1}{2} \left( \|\mathbf{x}\|^2 - \|\hat{\mathbf{x}}\|^2 \right)^2 + \left( \|\mathbf{x}\|^2 \|\hat{\mathbf{x}}\|^2 - |\mathbf{x}^* \hat{\mathbf{x}}|^2 \right). \end{aligned}$$

□

**Lemma 3.** Let  $\Phi(x)$  denote the CDF of a standard normal variable. Then, for any  $u > 0$ ,

$$g(u) = e^{\frac{1}{u^2}} \Phi \left( -\frac{\sqrt{2}}{u} \right) \leq 1.$$

*Proof.* With a change of variable  $v = \frac{\sqrt{2}}{u}$ , proving  $g(u) \leq 1$  is equivalent to proving  $h(v) = e^{-\frac{v^2}{2}} - \Phi(-v) \geq 0$  for all  $v \geq 0$ . We have

$$h'(v) = \left(-v + \frac{1}{\sqrt{2\pi}}\right) e^{-\frac{v^2}{2}} \implies \begin{cases} h'(v) \geq 0 & v \leq \frac{1}{\sqrt{2\pi}} \\ h'(v) < 0 & v > \frac{1}{\sqrt{2\pi}} \end{cases}.$$

In addition,  $h(0) = \frac{1}{2} > 0$  and  $h(\infty) = 0$ . □

**Lemma 4** (Chi squared concentration). *For any  $\tau \geq 0$ , we have*

$$\mathbb{P}\left(\chi^2(m) > m(1 + \tau)\right) \leq e^{-\frac{m}{2}(\tau - \ln(1 + \tau))}.$$

The proof of this lemma can be found in [18].

### B. Heavy-tailed concentration

In this section, we discuss a few lemmas regarding the concentration of heavy-tailed random variables. A more complete discussion of such concentration results can be found in [43].

**Lemma 5** (Bounded random variable MGF upper bound). *Let  $X$  be a random variable and  $c, c'$  positive constants such that*

$$\mathbb{P}\left(|X - \mathbb{E}[X]| > \tau\right) \leq c' \exp(-c\sqrt{\tau}) \quad \forall \tau \geq 0.$$

*Then there exist constants  $c_2, c_3$ , depending only on the distribution of  $X$ , such that for all  $L \geq c_3$  and  $\lambda = \frac{c}{2\sqrt{L}}$*

$$\log \mathbb{E}\left[\exp\left(\lambda(X\mathbf{1}_{X \leq L} - \mathbb{E}[X])\right)\right] \leq \frac{c_2}{2}\lambda^2.$$

*Proof.* For simplicity of the notation let  $X_L \triangleq X\mathbf{1}_{X \leq L}$  denotes the truncated version of the  $X$ . By Taylor expansion of exponential function at  $\mathbb{E}[X]$ , one can get

$$\exp(\lambda X_L) = \exp(\lambda \mathbb{E}[X]) + \lambda(X_L - \mathbb{E}[X]) \exp(\lambda \mathbb{E}[X]) + \frac{\lambda^2}{2}(X_L - \mathbb{E}[X])^2 \exp(\lambda Y),$$

where  $Y$  is a random variable whose value is between  $\mathbb{E}[X]$  and  $X_L$ . Therefore

$$\mathbb{E}\left[\exp\left(\lambda(X_L - \mathbb{E}[X])\right)\right] = 1 + \lambda(\mathbb{E}[X_L] - \mathbb{E}[X]) + \frac{\lambda^2}{2}\mathbb{E}\left[(X_L - \mathbb{E}[X])^2 \exp\left(\lambda(Y - \mathbb{E}[X])\right)\right]. \quad (65)$$

Note that  $\mathbb{E}[X_L - X] \leq 0$  and  $\log(1 + x) \leq x \quad \forall x \geq 0$ , hence by (65) we obtain

$$\log \mathbb{E}\left[\exp\left(\lambda(X_L - \mathbb{E}[X])\right)\right] \leq \frac{\lambda^2}{2}\mathbb{E}\left[(X_L - \mathbb{E}[X])^2 \exp\left(\lambda(Y - \mathbb{E}[X])\right)\right],$$

which means if for some  $c_3$  we show

$$\sup_{L \geq c_3, \lambda = \frac{c}{2\sqrt{L}}} \mathbb{E}\left[(X_L - \mathbb{E}[X])^2 \exp\left(\lambda(Y - \mathbb{E}[X])\right)\right] \leq c_2, \quad (66)$$

the Lemma holds with  $c_2, c_3$ .



Note that since  $Y$  is bounded between  $\mathbb{E}[X]$  and  $X_L$  we get

$$\begin{aligned} & \mathbb{E} \left[ (X_L - \mathbb{E}[X])^2 \exp \left( \lambda (Y - \mathbb{E}[X]) \right) \right] \leq \\ & \mathbb{E} [X_L - \mathbb{E}[X]]^2 + \mathbb{E} \left[ (X_L - \mathbb{E}[X])^2 \exp \left( \lambda (X_L - \mathbb{E}[X]) \right) \right]. \end{aligned} \quad (67)$$

Since  $X_L \xrightarrow{L \rightarrow \infty} X$  and it is dominated by  $X$ , by the dominated convergence Theorem we get  $\mathbb{E} [X_L - \mathbb{E}[X]]^2 \rightarrow \text{Var}(X)$ , hence for  $L > c'_3$  we have

$$\mathbb{E} [X_L - \mathbb{E}[X]]^2 \leq 2\text{Var}(X). \quad (68)$$

Now, we bound the second term in (67).

$$\begin{aligned} \mathbb{E} \left[ (X_L - \mathbb{E}[X])^2 \exp \left( \lambda (X_L - \mathbb{E}[X]) \right) \right] &= \mathbb{E} \left[ (X_L - \mathbb{E}[X])^2 \exp \left( \lambda (X_L - \mathbb{E}[X]) \right) \mathbf{1}_{X_L < \mathbb{E}[X]} \right] \\ &+ \mathbb{E} \left[ (X_L - \mathbb{E}[X])^2 \exp \left( \lambda (X_L - \mathbb{E}[X]) \right) \mathbf{1}_{X_L \geq \mathbb{E}[X]} \right]. \end{aligned}$$

Note that

$$\mathbb{E} \left[ (X_L - \mathbb{E}[X])^2 \exp \left( \lambda (X_L - \mathbb{E}[X]) \right) \mathbf{1}_{X_L < \mathbb{E}[X]} \right] \leq \mathbb{E} [X_L - \mathbb{E}[X]]^2 \leq 2\text{Var}(X), \quad (69)$$

for  $L > c'_3$ .

Moreover, if  $U \triangleq X_L - \mathbb{E}[X]$

$$\begin{aligned} \mathbb{E} \left[ U^2 \exp(\lambda U) \mathbf{1}_{U \geq 0} \right] &= \int_0^\infty \mathbb{P} \left( U^2 \exp(\lambda U) > u, U \geq 0 \right) du \\ &= \int_0^\infty \mathbb{P} (X_L - \mathbb{E}[X] > t) du, \quad t^2 \exp(\lambda t) = u, \\ &= \int_0^{L - \mathbb{E}[X]} \mathbb{P} (X - \mathbb{E}[X] > t) \exp(\lambda t) (2t + \lambda t^2) dt \\ &\leq \int_0^{L - \mathbb{E}[X]} c' \exp \left( -c\sqrt{t} + \frac{c}{2\sqrt{L}} t \right) (2t + \lambda t^2) dt. \end{aligned} \quad (70)$$

Note that for large enough  $L$  and  $0 \leq t \leq L - \mathbb{E}[X]$ , we have  $-c\sqrt{t} + \frac{c}{2\sqrt{L}} t \leq -\frac{c\sqrt{t}}{3}$ . More specifically,

$$-\sqrt{t} + \frac{t}{2\sqrt{L}} \leq -\frac{\sqrt{t}}{3}, \quad \forall L \geq \frac{-9\mathbb{E}[X]}{7}, \quad 0 \leq t \leq L - \mathbb{E}[X],$$

hence by (70) we obtain

$$\begin{aligned}
\mathbb{E} \left[ (X_L - \mathbb{E}[X])^2 \exp(\lambda(X_L - \mathbb{E}[X])) \mathbf{1}_{X_L \geq \mathbb{E}[X]} \right] &\leq c' \int_0^{L - \mathbb{E}[X]} \exp\left(-\frac{c\sqrt{t}}{3}\right) (2t + \lambda t^2) dt \\
&\leq c' \int_0^\infty \exp\left(-\frac{c\sqrt{t}}{3}\right) (2t + \lambda t^2) dt \\
&= c' \int_0^\infty \exp(-z) \left( \frac{18}{c^2} z^2 + \frac{81\lambda}{c^4} z^4 \right) \frac{18z}{c^2} dz \\
&= \frac{18^2 c'}{c^4} \Gamma(4) + \frac{18c' \times 81\lambda}{c^6} \Gamma(6) \\
&= \frac{18^2 c'}{c^4} \Gamma(4) + \frac{9c' \times 81}{c^5 \sqrt{L}} \Gamma(6) \\
&\leq \frac{324c'}{c^4} \Gamma(4) + \frac{729c'}{c^5 \sqrt{c_3}} \Gamma(6), \quad \forall L \geq c_3. \quad (71)
\end{aligned}$$

Hence, if we set  $c_2 = 4\text{Var}(X) + \frac{324c'}{c^4} \Gamma(4) + \frac{729c'}{c^5 \sqrt{c_3}} \Gamma(6)$  and  $c_3 \geq c'_3$ , (68), (69), (71) yield (66) which concludes the proof.  $\square$

**Lemma 6** (Heavy tail concentration). *Let  $\{Y_k\}_{k \in \mathbb{N}}$  be i.i.d. random variables. Assume there are constants  $c > 0$ ,  $c' \geq 1$  such that  $\mathbb{P}\left(|Y_k - \mathbb{E}[Y_k]| > \tau\right) \leq c'e^{-c\sqrt{\tau}}$ , for all  $\tau > 0$ . Then, there exist a positive constant  $C_3 > 0$ , such that, for every  $\epsilon > C_3 m^{-\frac{1}{3}}$ ,*

$$\mathbb{P} \left( \left| \frac{1}{m} \sum_{k=1}^m Y_k - \mathbb{E}[Y_k] \right| > \epsilon \right) \leq 4e^{-\frac{\epsilon}{2} \sqrt{m\epsilon}}. \quad (72)$$

*Proof.* Following the notion in the proof of the Lemma 5, let  $Y_k^L = Y_k \mathbf{1}_{Y_k \leq L}$ . Then,

$$\begin{aligned}
\mathbb{P} \left( \frac{1}{m} \sum_{k=1}^m Y_k - \mathbb{E}[Y_k] > \epsilon \right) &\leq \mathbb{P} \left( \frac{1}{m} \sum_{k=1}^m Y_k^L - \mathbb{E}[Y_k] > \epsilon \right) + \mathbb{P}(\exists k, Y_k > L) \\
&\leq \exp(-\lambda\epsilon) \mathbb{E} \left[ \exp\left(\frac{\lambda}{m} (Y_1^L - \mathbb{E}[Y_1])\right) \right]^m + m\mathbb{P}(Y_1 - \mathbb{E}[Y_1] > L - \mathbb{E}[Y_1]) \\
&\leq \exp\left(-\lambda\epsilon + \frac{c_2 \lambda^2}{2 m^2} m\right) + mc' \exp\left(-c\sqrt{L - \mathbb{E}[Y_1]}\right), \quad (73)
\end{aligned}$$

for  $\frac{\lambda}{m} = \frac{c}{2\sqrt{L}}$ . Note that the last inequality is obtained by the Lemma 5. Set  $L = m\epsilon$  and hence  $\lambda = \frac{c\sqrt{m}}{2\sqrt{\epsilon}}$ , then by (73) we have

$$\mathbb{P} \left( \frac{1}{m} \sum_{k=1}^m Y_k - \mathbb{E}[Y_k] > \epsilon \right) \leq \exp\left(-c\sqrt{m\epsilon} + \frac{c_2 c^2}{8} \frac{1}{\epsilon}\right) + mc' \exp\left(-c\left(\sqrt{m\epsilon} - \sqrt{\mathbb{E}[Y_1]}\right)\right). \quad (74)$$

Note that if  $\epsilon \geq \left(\frac{c_2 c}{4}\right)^{\frac{2}{3}} m^{-\frac{1}{3}}$ , we have  $\frac{c_2 c^2}{8} \frac{1}{\epsilon} \leq \frac{c}{2} \sqrt{m\epsilon}$ , hence,

$$\exp\left(-c\sqrt{m\epsilon} + \frac{c_2 c^2}{8} \frac{1}{\epsilon}\right) \leq \exp\left(-\frac{c}{2} \sqrt{m\epsilon}\right). \quad (75)$$

Furthermore,

$$mc' \exp\left(-c\left(\sqrt{m\epsilon} - \sqrt{|\mathbb{E}[Y_1]|}\right)\right) = \exp\left(\log c' + \log m + c\sqrt{|\mathbb{E}[Y_1]|} - c\sqrt{m\epsilon}\right) \leq \exp\left(-\frac{c}{2}\sqrt{m\epsilon}\right), \quad (76)$$

whenever

$$\log c' + \log m + c\sqrt{|\mathbb{E}[Y_1]|} \leq \frac{c}{2}\sqrt{m\epsilon}. \quad (77)$$

since  $m\epsilon \geq C_3 m^{\frac{2}{3}}$  for  $\epsilon \geq C_3 m^{-\frac{1}{3}}$  we have

$$\frac{c}{2}\sqrt{m\epsilon} \geq \frac{c\sqrt{C_3}}{2}m^{\frac{1}{3}}. \quad (78)$$

Given  $m^{\frac{1}{3}}$  grows faster than  $\log m$ , by choosing large enough  $C_3$  we can make (75) and (76) hold for all integer  $m$ , thus we obtain

$$\mathbb{P}\left(\frac{1}{m}\sum_{k=1}^m Y_k - \mathbb{E}[Y_k] > \epsilon\right) \leq 2 \exp\left(-\frac{c}{2}\sqrt{m\epsilon}\right). \quad (79)$$

By repeating the exact same line of the proof for  $-Y_k$  instead of  $Y_k$  we can obtain

$$\mathbb{P}\left(\frac{1}{m}\sum_{k=1}^m Y_k - \mathbb{E}[Y_k] < -\epsilon\right) \leq 2 \exp\left(-\frac{c}{2}\sqrt{m\epsilon}\right). \quad (80)$$

Combining (79) and (80) yields

$$\mathbb{P}\left(\left|\frac{1}{m}\sum_{k=1}^m Y_k - \mathbb{E}[Y_k]\right| > \epsilon\right) \leq 4 \exp\left(-\frac{c}{2}\sqrt{m\epsilon}\right). \quad (81)$$

□

### C. Properties of $d_A(\cdot, \cdot)$

**Lemma 7.** *If  $\lambda_1(\mathbf{c})$  and  $\lambda_2(\mathbf{c})$  denote the two non-zero eigenvalues of  $\mathbf{x}\mathbf{x}^* - \mathbf{c}\mathbf{c}^*$ , then we have*

- 1)  $\lambda_1(\mathbf{c}) + \lambda_2(\mathbf{c}) = \|\mathbf{x}\|^2 - \|\mathbf{c}\|^2$ .
- 2)  $\lambda_1(\mathbf{c})^2 + \lambda_2(\mathbf{c})^2 = \left(\|\mathbf{x}\|^2 - \|\mathbf{c}\|^2\right)^2 + 2\left(\|\mathbf{x}\|^2\|\mathbf{c}\|^2 - |\mathbf{x}^*\mathbf{c}|^2\right)$ .
- 3)  $\lambda_1(\mathbf{c})\lambda_2(\mathbf{c}) = \left(|\mathbf{x}^*\mathbf{c}|^2 - \|\mathbf{x}\|^2\|\mathbf{c}\|^2\right) \leq 0$

*Proof.* First note that

$$\lambda_1(\mathbf{c}) + \lambda_2(\mathbf{c}) = \text{Tr}(\mathbf{x}\mathbf{x}^* - \mathbf{c}\mathbf{c}^*) = \|\mathbf{x}\|^2 - \|\mathbf{c}\|^2. \quad (82)$$

Similarly,

$$\begin{aligned} \lambda_1(\mathbf{c})^2 + \lambda_2(\mathbf{c})^2 &= \text{Tr}(\mathbf{x}\mathbf{x}^* - \mathbf{c}\mathbf{c}^*)^2 \\ &= \text{Tr}(\mathbf{x}\mathbf{x}^*\mathbf{x}\mathbf{x}^*) + \text{Tr}(\mathbf{c}\mathbf{c}^*\mathbf{c}\mathbf{c}^*) - \text{Tr}(\mathbf{c}\mathbf{c}^*\mathbf{x}\mathbf{x}^*) - \text{Tr}(\mathbf{x}\mathbf{x}^*\mathbf{c}\mathbf{c}^*) \\ &= \|\mathbf{x}\|^4 + \|\mathbf{c}\|^4 - 2|\mathbf{x}^*\mathbf{c}|^2 \\ &= \left(\|\mathbf{x}\|^2 - \|\mathbf{c}\|^2\right)^2 + 2\left(\|\mathbf{x}\|^2\|\mathbf{c}\|^2 - |\mathbf{x}^*\mathbf{c}|^2\right). \end{aligned} \quad (83)$$

Finally,

$$\begin{aligned} 2\lambda_1(\mathbf{c})\lambda_2(\mathbf{c}) &= (\lambda_1(\mathbf{c}) + \lambda_2(\mathbf{c}))^2 - (\lambda_1(\mathbf{c})^2 + \lambda_2(\mathbf{c})^2) \\ &= 2 \left( |\mathbf{x}^* \mathbf{c}|^2 - \|\mathbf{x}\|^2 \|\mathbf{c}\|^2 \right) \\ &\leq 0. \end{aligned}$$

□

**Lemma 8.** Let  $Z = (\lambda_1(\mathbf{c})U + \lambda_2(\mathbf{c})V)^2$ , where  $U$  and  $V$  are independent  $\chi^2(2)$ . Then, for any  $\alpha > 0$ , we have

$$f(\alpha) \triangleq \mathbb{E} \left[ e^{-\alpha Z} \right] \leq \left( \frac{\pi}{\lambda_{\max}(\mathbf{c})^2 \alpha} \right)^{\frac{1}{2}}.$$

*Proof.*

$$f(\alpha) = \int_{x,y \geq 0} e^{-\alpha(\lambda_1(\mathbf{c})x + \lambda_2(\mathbf{c})y)^2} \frac{e^{-\frac{x}{2}}}{2} \frac{e^{-\frac{y}{2}}}{2} dx dy. \quad (84)$$

Consider changing the variable  $(x, y)$  in the above integral to  $(u, v)$  defined as

$$(u, v) = \left( \lambda_1(\mathbf{c})x + \lambda_2(\mathbf{c})y, \frac{x + y}{2} \right).$$

The determinant of the Jacobian of this mapping is given by

$$\left| \frac{\partial u, v}{\partial x, y} \right| = \begin{vmatrix} \lambda_1(\mathbf{c}) & \lambda_2(\mathbf{c}) \\ \frac{1}{2} & \frac{1}{2} \end{vmatrix} = \frac{\lambda_1(\mathbf{c}) - \lambda_2(\mathbf{c})}{2}.$$

Furthermore,

$$v - \frac{u}{2\lambda_2(\mathbf{c})} = \left( \frac{1}{2} + \frac{\lambda_1(\mathbf{c})}{-2\lambda_2(\mathbf{c})} \right) x.$$

Since  $\frac{\lambda_1(\mathbf{c})}{-2\lambda_2(\mathbf{c})} > 0$ , we have

$$x \geq 0 \iff v \geq \frac{u}{2\lambda_2(\mathbf{c})}.$$

Similarly,

$$v \geq \frac{u}{2\lambda_1(\mathbf{c})}.$$

Therefore,

$$\begin{aligned} f(\alpha) &= \frac{2}{4(\lambda_1(\mathbf{c}) - \lambda_2(\mathbf{c}))} \int \int_{v \geq \frac{u}{2\lambda_1(\mathbf{c})}, v \geq \frac{u}{2\lambda_2(\mathbf{c})}} e^{-\alpha u^2} e^{-v} dv du \\ &= \frac{1}{2(\lambda_1(\mathbf{c}) - \lambda_2(\mathbf{c}))} \int_{u \geq 0} \int_{v = \frac{u}{2\lambda_1(\mathbf{c})}}^{\infty} e^{-\alpha u^2} e^{-v} dv du + \frac{1}{2(\lambda_1(\mathbf{c}) - \lambda_2(\mathbf{c}))} \int_{u < 0} \int_{v = \frac{u}{2\lambda_2(\mathbf{c})}}^{\infty} e^{-\alpha u^2} e^{-v} dv du \\ &= \frac{1}{2(\lambda_1(\mathbf{c}) - \lambda_2(\mathbf{c}))} \int_{u=0}^{\infty} e^{-\alpha u^2 - \frac{u}{2\lambda_1(\mathbf{c})}} du + \frac{1}{2(\lambda_1(\mathbf{c}) - \lambda_2(\mathbf{c}))} \int_{u=-\infty}^0 e^{-\alpha u^2 - \frac{u}{2\lambda_2(\mathbf{c})}} du \\ &= \frac{e^{\frac{1}{16\lambda_1(\mathbf{c})^2 \alpha}}}{2(\lambda_1(\mathbf{c}) - \lambda_2(\mathbf{c}))} \int_{u=0}^{\infty} e^{-\alpha(u + \frac{1}{4\lambda_1(\mathbf{c})})^2} du + \frac{e^{\frac{1}{16\lambda_2(\mathbf{c})^2 \alpha}}}{2(\lambda_1(\mathbf{c}) - \lambda_2(\mathbf{c}))} \int_{u=-\infty}^0 e^{-\alpha(u + \frac{1}{4\lambda_2(\mathbf{c})})^2} du \\ &= \frac{\sqrt{\pi}}{2(|\lambda_1(\mathbf{c})| + |\lambda_2(\mathbf{c})|)\sqrt{\alpha}} e^{\frac{1}{16\lambda_1(\mathbf{c})^2 \alpha}} \Phi \left( -\frac{\sqrt{2}}{4|\lambda_1(\mathbf{c})|\sqrt{\alpha}} \right) + \frac{\sqrt{\pi}}{2(|\lambda_1(\mathbf{c})| + |\lambda_2(\mathbf{c})|)\sqrt{\alpha}} e^{\frac{1}{16\lambda_2(\mathbf{c})^2 \alpha}} \Phi \left( -\frac{\sqrt{2}}{4|\lambda_2(\mathbf{c})|\sqrt{\alpha}} \right), \end{aligned} \quad (85)$$

where  $\Phi(x) = \frac{1}{\sqrt{2\pi}} \int_x^\infty e^{-\frac{1}{2}u^2}$ . According to Lemma 3 we have

$$e^{\frac{1}{16\lambda_1(\mathbf{c})^2\alpha}} \Phi\left(-\frac{\sqrt{2}}{4|\lambda_1(\mathbf{c})|\sqrt{\alpha}}\right) = g\left(4|\lambda_1(\mathbf{c})|\sqrt{\alpha}\right) \leq 1. \quad (86)$$

Hence, by combining (85), (86), and the fact that  $\frac{1}{|\lambda_1(\mathbf{c})|+|\lambda_2(\mathbf{c})|} \leq \frac{1}{\lambda_{\max}(\mathbf{c})}$  we can complete the proof.  $\square$

Theorem below is showing how the distance function  $d_A$  concentrates when we have sufficient measurements.

**Theorem 5** (Concentration of  $d_A(\cdot, \cdot)$ ). *Let  $C_r$  denote the set of codewords at rate  $r$ , and  $\mathbf{x}$  denotes the signal of interest. For a given  $\mathbf{c} \in \mathbb{C}^m$ , let  $\lambda_{\min}^2(\mathbf{c}) \leq \lambda_{\max}^2(\mathbf{c})$  be squared of the two non-zero eigenvalues of  $\mathbf{x}\mathbf{x}^* - \mathbf{c}\mathbf{c}^*$ . For any positive real numbers  $\tau_1, \tau_2$ ,*

$$\mathbb{P}\left(d_A(|A\mathbf{x}|, |A\mathbf{c}|) > \lambda_{\max}^2(\mathbf{c})\tau_1, \forall \mathbf{c} \in C_r\right) \geq 1 - 2^r e^{\frac{m}{2}(K + \ln \tau_1 - \ln m)}, \quad (87)$$

where  $K = \ln 2\pi e$  and

$$\mathbb{P}\left(d_A(|A\mathbf{x}|, |A\mathbf{c}|) < \lambda_{\max}^2(\mathbf{c})(4m(1 + \tau_2))^2\right) \geq 1 - e^{-2m(\tau_2 - \ln(1 + \tau_2))}. \quad (88)$$

*Proof.* Recall from (2) that

$$d_A(|A\mathbf{x}|, |A\mathbf{c}|) = \sum_{k=1}^m (\mathbf{a}_k^* (\mathbf{x}\mathbf{x}^* - \mathbf{c}\mathbf{c}^*) \mathbf{a}_k)^2. \quad (89)$$

First, for fixed  $\mathbf{x}$  and  $\mathbf{c}$ , we derive the distribution and the moment-generating function (mgf) of  $d_A(|A\mathbf{x}|, |A\mathbf{c}|)$ . Note that  $\mathbf{x}\mathbf{x}^* - \mathbf{c}\mathbf{c}^*$  is a Hermitian matrix of rank at most two, and therefore it can be written as

$$\mathbf{x}\mathbf{x}^* - \mathbf{c}\mathbf{c}^* = Q^T \begin{pmatrix} \lambda_1(\mathbf{c}) & & & \\ & \lambda_2(\mathbf{c}) & & \\ & & \ddots & \\ & & & 0 \end{pmatrix} \bar{Q}, \quad (90)$$

where  $Q^T \bar{Q} = I_n$ . Combining (89) and (90), we have

$$\begin{aligned} \sum_{k=1}^m (\mathbf{a}_k^* (\mathbf{x}\mathbf{x}^* - \mathbf{c}\mathbf{c}^*) \mathbf{a}_k)^2 &= \sum_{k=1}^m \left( \mathbf{a}_k^* Q^T \begin{pmatrix} \lambda_1(\mathbf{c}) & & & \\ & \lambda_2(\mathbf{c}) & & \\ & & \ddots & \\ & & & 0 \end{pmatrix} \bar{Q} \mathbf{a}_k \right)^2 \\ &= \sum_{k=1}^m \left( \mathbf{B}_k^* \begin{pmatrix} \lambda_1(\mathbf{c}) & & & \\ & \lambda_2(\mathbf{c}) & & \\ & & \ddots & \\ & & & 0 \end{pmatrix} \mathbf{B}_k \right)^2 \\ &= \sum_{k=1}^m \left( \lambda_1(\mathbf{c}) |B_{k,1}|^2 + \lambda_2(\mathbf{c}) |B_{k,2}|^2 \right)^2, \end{aligned}$$

where  $\mathbf{B}_k = \bar{Q}\mathbf{a}_k$ . Since  $\bar{Q}$  is an orthonormal matrix,  $B = \bar{Q}\bar{A}$  has the same distribution as  $A$ , and therefore the  $\chi^2$  variables in the above sum are all independent. Let  $Z_k = \left(\lambda_1(\mathbf{c})|B_{k,1}|^2 + \lambda_2(\mathbf{c})|B_{k,2}|^2\right)^2$ . Then we have

$$d_A(|A\mathbf{x}|, |A\mathbf{c}|) = \sum_{i=1}^m Z_i, \quad (91)$$

where  $Z_1, \dots, Z_m$  are i.i.d. as  $(\lambda_1(\mathbf{c})U + \lambda_2(\mathbf{c})V)^2$ , where  $U$  and  $V$  are independent  $\chi^2(2)$  random variables. Define  $\lambda_{\min}(\mathbf{c}), \lambda_{\max}(\mathbf{c})$  to denote  $\lambda_1(\mathbf{c}), \lambda_2(\mathbf{c})$  with smaller and larger absolute value respectively, i.e.,

$$|\lambda_{\min}(\mathbf{c})| = \min\{|\lambda_1(\mathbf{c})|, |\lambda_2(\mathbf{c})|\}, \quad |\lambda_{\max}(\mathbf{c})| = \max\{|\lambda_1(\mathbf{c})|, |\lambda_2(\mathbf{c})|\}.$$

To derive (87), note that according to Lemma 8 for any  $\alpha > 0$ , we have

$$\begin{aligned} \mathbb{P}(d_A(|A\mathbf{x}|, |A\mathbf{c}|) \leq t) &= \mathbb{P}\left(e^{-\alpha \sum_{i=1}^m Z_i} \geq e^{-\alpha t}\right) \\ &\leq e^{\alpha t} \mathbb{E}\left[e^{-\alpha Z_1}\right]^m \\ &\leq e^{\alpha t} f(\alpha)^m \\ &\leq e^{\alpha t} \left(\frac{\pi}{\lambda_{\max}(\mathbf{c})^2 \alpha}\right)^{\frac{m}{2}}, \end{aligned}$$

where  $\alpha > 0$  is a free parameter. Let  $\alpha = \frac{m}{2\lambda_{\max}^2(\mathbf{c})\tau_1}$  and  $t = \lambda_{\max}^2(\mathbf{c})\tau_1$ . Therefore,

$$\begin{aligned} \mathbb{P}(d_A(|A\mathbf{x}|, |A\mathbf{c}|) \leq \lambda_{\max}^2(\mathbf{c})\tau_1) &\leq e^{\frac{m}{2}} \left(\frac{2\pi\tau_1}{m}\right)^{\frac{m}{2}} \\ &\leq e^{\frac{m}{2}(K + \ln \tau_1 - \ln m)}, \end{aligned}$$

where  $K = \ln 2\pi e$ . Hence, we have

$$\mathbb{P}(d_A(|A\mathbf{x}|, |A\mathbf{c}|) > \lambda_{\max}^2(\mathbf{c})\tau_1) \geq 1 - e^{\frac{m}{2}(K + \ln \tau_1 - \ln m)},$$

and with an union bound on  $C_r$  we get

$$\mathbb{P}(d_A(|A\mathbf{x}|, |A\mathbf{c}|) > \lambda_{\max}^2(\mathbf{c})\tau_1 \quad \forall \mathbf{c} \in C_r) \geq 1 - 2^r e^{\frac{m}{2}(K + \ln \tau_1 - \ln m)}.$$

To prove (88), note that for  $Z_i$  defined in (91), one has  $Z_i \leq \left(|\lambda_{\max}(\mathbf{c})| \chi^2(4)\right)^2$ , thus

$$\sum_{i=1}^m Z_i \leq \lambda_{\max}^2 \sum_{i=1}^m \chi^4(4) \leq \lambda_{\max}^2 \left(\sum_{i=1}^m \chi^2(4)\right)^2 \stackrel{d}{=} \lambda_{\max}^2 \left(\chi^2(4m)\right)^2,$$

where the notation  $\stackrel{d}{=}$  implies that they have the same distributions. Therefore, by Lemma 4 we have

$$\begin{aligned} \mathbb{P}(d_A(|A\mathbf{x}|, |A\mathbf{c}|) \geq \lambda_{\max}^2(\mathbf{c}) (4m(1 + \tau_2))^2) &= \mathbb{P}\left(\sum_{i=1}^m Z_i \geq \lambda_{\max}^2 (4m(1 + \tau_2))^2\right) \\ &\leq \mathbb{P}\left(\chi^2(4m) \geq 4m(1 + \tau_2)\right) \\ &\leq e^{-2m(\tau_2 - \ln(1 + \tau_2))}. \end{aligned}$$

Hence, for any  $\tau_2 > 0$ , we have

$$\mathbb{P} \left( d_A(|A\mathbf{x}|, |A\mathbf{c}|) < \lambda_{\max}^2(\mathbf{c}) (4m(1 + \tau_2))^2 \right) \geq 1 - e^{-2m(\tau_2 - \ln(1 + \tau_2))}.$$

□

*Remark 7* (Expectation of  $d_A(\cdot, \cdot)$ ). Note that (91) implies

$$\mathbb{E} \left[ d(|A\mathbf{x}|, |A\mathbf{c}|) \right] = 8m \left( \lambda_1(\mathbf{c})^2 + \lambda_2(\mathbf{c})^2 + \lambda_1(\mathbf{c})\lambda_2(\mathbf{c}) \right) \quad (92)$$

*Proof.* By (91) we obtain

$$\begin{aligned} \mathbb{E} \left[ d(|A\mathbf{x}|, |A\mathbf{c}|) \right] &= m \mathbb{E} [Z_1] \\ &= m \left( \lambda_1(\mathbf{c})^2 \mathbb{E} [U^2] + \lambda_2(\mathbf{c})^2 \mathbb{E} [V^2] + 2\lambda_1(\mathbf{c})\lambda_2(\mathbf{c}) \mathbb{E} [UV] \right) \\ &= m \left( 8\lambda_1(\mathbf{c})^2 + 8\lambda_2(\mathbf{c})^2 + 2 \times 4\lambda_1(\mathbf{c})\lambda_2(\mathbf{c}) \right) \\ &= 8m \left( \lambda_1(\mathbf{c})^2 + \lambda_2(\mathbf{c})^2 + \lambda_1(\mathbf{c})\lambda_2(\mathbf{c}) \right) \end{aligned}$$

□

#### D. Concentration of the gradient

**Lemma 9.** Let  $\mathbf{v} \in \mathbb{C}^n$  with  $\|\mathbf{v}\| = 1$  and  $\mathbf{z} \in \mathcal{C}_r$  be fixed. Then there exist constants  $C_1, C_2, C_3 > 0$  such that,

$$\mathbb{P} \left( \left| \Re \left( \mathbf{v}^* \left( \nabla d_A(\mathbf{z}) - \mathbb{E} [\nabla d_A(\mathbf{z})] \right) \right) \right| > m\epsilon \inf_{\theta \in \mathbb{R}} \left\| e^{i\theta} \mathbf{x} - \mathbf{z} \right\| \right) \leq C_2 e^{-C_1 \sqrt{m}\epsilon}, \quad \forall \epsilon \geq C_3 m^{-\frac{1}{3}}. \quad (93)$$

*Proof.* In this proof, we will use the notations we introduced in (90) in the proof of Theorem 5. Since we have assumed that for any codeword  $\mathbf{c}$ ,  $\|\mathbf{x}\|_2 = \|\mathbf{c}\|_2 = 1$ , according to Lemma 7,  $\lambda_1(\mathbf{c}) + \lambda_2(\mathbf{c}) = 0$ . Hence,

$$\begin{aligned} \nabla d_A(\mathbf{z}) &= 2 \sum_{k=1}^m \left( |\mathbf{a}_k^* \mathbf{z}|^2 - |\mathbf{a}_k^* \mathbf{x}|^2 \right) \mathbf{a}_k \mathbf{a}_k^* \mathbf{z}, \\ &= 2 \sum_{k=1}^m \mathbf{a}_k \mathbf{a}_k^* \mathbf{z} \left( \bar{Q} \mathbf{a}_k \right)^* \begin{pmatrix} -\lambda_1(\mathbf{z}) & & & \\ & \lambda_1(\mathbf{z}) & & \\ & & \ddots & \\ & & & 0 \end{pmatrix} \bar{Q} \mathbf{a}_k \\ &= 2\lambda_1(\mathbf{z}) \sum_{k=1}^m \mathbf{a}_k \mathbf{a}_k^* \mathbf{z} U_k, \end{aligned} \quad (94)$$

where  $\lambda_i(\mathbf{z}), Q$  are as defined in (90), and

$$U_k \triangleq \left( \left| (\bar{Q} \mathbf{a}_k)_2 \right|^2 - \left| (\bar{Q} \mathbf{a}_k)_1 \right|^2 \right). \quad (95)$$

It is straightforward to check that

$$\mathbb{E} [\nabla d_A(\mathbf{z})] = 8m(\mathbf{z}\mathbf{z}^* - \mathbf{x}\mathbf{x}^*)\mathbf{z}. \quad (96)$$

We also have

$$\lambda_1(\mathbf{z}) = -\lambda_2(\mathbf{z}) = \lambda_{\max}(\mathbf{z}).$$

By (94) we have,

$$\begin{aligned} \Re\left(\mathbf{v}^* \left(\nabla d_A(\mathbf{z}) - \mathbb{E}[\nabla d_A(\mathbf{z})]\right)\right) &= 2\lambda_{\max}(\mathbf{z}) \sum_{k=1}^m \Re\left((\mathbf{v}^* \mathbf{a}_k)(\mathbf{a}_k^* \mathbf{z}) U_k - \mathbb{E}[(\mathbf{v}^* \mathbf{a}_k)(\mathbf{a}_k^* \mathbf{z}) U_k]\right) \\ &= 2\lambda_{\max}(\mathbf{z}) \sum_{k=1}^m \Re\left((\mathbf{v}^* \mathbf{a}_k)(\mathbf{a}_k^* \mathbf{z}) U_k\right) - \mathbb{E}\left[\Re\left((\mathbf{v}^* \mathbf{a}_k)(\mathbf{a}_k^* \mathbf{z}) U_k\right)\right] \\ &= 2\lambda_{\max}(\mathbf{z}) \sum_{k=1}^m Y_k - \mathbb{E}[Y_k], \end{aligned} \quad (97)$$

where  $Y_k = \Re\left((\mathbf{v}^* \mathbf{a}_k)(\mathbf{a}_k^* \mathbf{z}) U_k\right)$ . We claim  $Y_k$  satisfies all assumptions of Lemma 6. To prove this note that since  $\|\mathbf{v}\| = \|\mathbf{z}\| = 1$ , all  $\mathbf{v}^* \mathbf{a}_k$ ,  $\mathbf{a}_k^* \mathbf{z}$ ,  $(\bar{Q}\mathbf{a}_k)_1$ ,  $(\bar{Q}\mathbf{a}_k)_2$  have the same distribution as  $\mathcal{N}(0, 1) + i\mathcal{N}(0, 1)$ . Therefore,  $Y_k$  can be written as

$$Y_k = \sum_{j=1}^{16} W_{1,j,k} W_{2,j,k} W_{3,j,k} W_{4,j,k}, \quad W_{l,j,k} \sim \mathcal{N}(0, 1) \quad 1 \leq l \leq 4, 1 \leq j \leq 16, 1 \leq k \leq m. \quad (98)$$

We should emphasize that  $W_{1,j,k}, W_{2,j,k}, W_{3,j,k}, W_{4,j,k}$  may be dependent on each other but are independent of  $W_{1,j,k'}, W_{2,j,k'}, W_{3,j,k'}, W_{4,j,k'}$ , if  $k \neq k'$ . Hence, we have

$$\begin{aligned} \mathbb{P}(Y_k > \tau) &\leq \mathbb{P}\left(\exists j \in \{1, \dots, 16\}; |W_{1,j,k} W_{2,j,k} W_{3,j,k} W_{4,j,k}| > \frac{\tau}{16}\right) \\ &\leq \mathbb{P}\left(\exists j \in \{1, \dots, 16\}, l \in \{1, \dots, 4\}; |W_{l,j,k}| > \sqrt[4]{\frac{\tau}{16}}\right) \\ &\leq 16 \times 4 \times e^{-\frac{1}{c^2} \sqrt{\frac{\tau}{16}}} \\ &\leq 64e^{-c' \sqrt{\tau}}. \end{aligned} \quad (99)$$

To have (99), one may choose  $c' = \frac{1}{4c^2}$ , where  $c$  is a constant for which  $\mathbb{P}\left(|\mathcal{N}(0, 1)| > \tau\right) \leq e^{-\frac{\tau}{c^2}}$ .

Hence, by Lemma 6, there exist constants  $C_3$  such that

$$\mathbb{P}\left(\left|\sum_{k=1}^m Y_k - \mathbb{E}[Y_k]\right| > m \frac{\epsilon}{2}\right) \leq 4e^{-\frac{c'}{2} \sqrt{m\epsilon}}, \quad \forall \epsilon \geq C_3 m^{-\frac{1}{3}}. \quad (100)$$

Thus,

$$\mathbb{P}\left(\left|\Re\left(\mathbf{v}^* \left(\nabla d_A(\mathbf{z}) - \mathbb{E}[\nabla d_A(\mathbf{z})]\right)\right)\right| > m\epsilon \lambda_{\max}(\mathbf{z})\right) \leq C_2 e^{-C_1 \sqrt{m\epsilon}}, \quad \forall \epsilon \geq C_3 m^{-\frac{1}{3}}.$$

Furthermore, note that by (83) and Lemma 2 we have

$$\lambda_{\max}(\mathbf{z})^2 \leq \lambda_1(\mathbf{z})^2 + \lambda_2(\mathbf{z})^2 = 2(1 - |\mathbf{x}^* \mathbf{z}|) = \inf_{\theta \in \mathbb{R}} \left\| e^{i\theta} \mathbf{x} - \mathbf{z} \right\|^2.$$

□



## VII. CONCLUSIONS

In this paper, we have studied the problem of employing compression codes to solve the phase retrieval problem. Given a class of structured signals and a corresponding compression code, we have proposed COPER, which provably recovers structured signals in that class from their phaseless measurements using the compression code. Our results have shown that, in noiseless phase retrieval, asymptotically, the required sampling rate for almost zero-distortion recovery, modulo the phase, is the same as noiseless compressed sensing.

COPER is based on a combinatorial optimization problem. Hence, we have also introduced an iterative algorithm named gradient descent COPER (GD-COPER). We have shown that GD-COPER can return an accurate estimate of the signal in polynomial time (under mild assumptions on the compression code and the initialization of the algorithm). However, GD-COPER requires more measurements than COPER. The simulation results not only confirm the excellent performance of GD-COPER, but also show that GD-COPER can perform pretty well even with a far initial point from the target. This confirms that the very mild condition we had in Corollary 2 for the theoretical guarantee, also works in practice.

## REFERENCES

- [1] J. R. Fienup, "Phase retrieval algorithms: a comparison." *Applied optics*, vol. 21, no. 15, pp. 2758-2769, 1982.
- [2] E. J. Candès, X. Li, M. Soltanolkotabi, "Phase retrieval via Wirtinger flow: Theory and algorithms." *IEEE Transactions on Information Theory*, vol. 61, no. 4, pp. 1985-2007, 2015.
- [3] E. J. Candès, Y. C. Eldar, T. Strohmer, V. Voroninski, "Phase retrieval via matrix completion." *SIAM review*, vol. 57, no. 2, pp. 225-251, 2015.
- [4] Y. Shechtman, A. Beck, Y. Eldar, "GESPAR: Efficient phase retrieval of sparse signals." *IEEE Transactions on Signal Processing*, vol. 62, no. 4, pp. 928-938, 2014.
- [5] G. Wang, G. Giannakis, Y. Eldar, "Solving systems of random quadratic equations via truncated amplitude flow." *IEEE Transactions on Information Theory*, vol. 64, no. 2, pp. 773-794, 2017.
- [6] K. Jaganathan, Y. Eldar, B. Hassibi, "Phase retrieval: An overview of recent developments." *arXiv preprint arXiv:1510.07713*, 2015.
- [7] Y. Chen, E. Candès, "Solving random quadratic systems of equations is nearly as easy as solving linear systems." In *Advances in Neural Information Processing Systems*, pp. 739-747, 2015.
- [8] O. Dhifallah, Y. Lu. "Fundamental limits of PhaseMax for phase retrieval: A replica analysis." *Proc. International Workshop on Computational Advances in Multi-Sensor Adaptive Processing (CAMSAP)*, pp. 1-5, 2017.
- [9] O. Dhifallah, C. Thrampoulidis, and Y. Lu. "Phase retrieval via linear programming: Fundamental limits and algorithmic improvements." *Proc. Allerton Conference on Communication, Control, and Computing*, pp. 1071-1077, 2017.
- [10] S. Bahmani, J. Romberg, "Phase retrieval meets statistical learning theory: A flexible convex relaxation." *arXiv preprint arXiv:1610.04210*, 2016
- [11] T. Goldstein, C. Studer, "Phasemax: Convex phase retrieval via basis pursuit." *IEEE Transactions on Information Theory*, vol. 64, no. 4, pp. 2675-2689, 2018.
- [12] R. Ghods, A. Lan, T. Goldstein, C. Studer, "Linear spectral estimators and an application to phase retrieval." *arXiv preprint arXiv:1806.03547*, 2018.
- [13] J. Ma, J. Xu, and A. Maleki, "Optimization-based AMP for phase retrieval: The impact of initialization and  $\ell_2$ -regularization." *IEEE Transactions on Information Theory*, vol. 65, no. 6, pp. 3600-3629, 2019.
- [14] Y. Chen, Y. Chi, J. Fan, C. Ma, "Gradient descent with random initialization: Fast global convergence for nonconvex phase retrieval." *Mathematical Programming*, pp. 1-33, 2018
- [15] R. Xu, M. Soltanolkotabi, J. Haldar, W. Unglaub, J. Zuzman, A. Levi, and R. Leahy. "Accelerated Wirtinger Flow: A fast algorithm for ptychography." *arXiv preprint arXiv:1806.05546*, 2018.

- [16] G. Wang, L. Zhang, G. Giannakis, and J. Chen. "Sparse phase retrieval via iteratively reweighted amplitude flow." Proc. European Signal Processing Conference (EUSIPCO), pp. 712-716., 2018.
- [17] L. Soglietti, Y. Lu, and C. Lucibello. "Generalized Approximate Survey Propagation for High-Dimensional Estimation: Supplementary Material." arXiv preprint arXiv:1905.05313.
- [18] S. Jalali, and A. Maleki. "From compression to compressed sensing." Applied and Computational Harmonic Analysis, vol. 40, no. 2, pp. 352-385, 2016.
- [19] S. Beygi, S. Jalali, A. Maleki, U. Mitra, "An efficient algorithm for compression-based compressed sensing." Information and Inference, To appear.
- [20] E. J. Candès, X. Li and M. Soltanolkotabi, "Phase retrieval via Wirtinger Flow: theory and algorithms." IEEE Transactions on Information Theory, vol. 61, no. 4, pp. 1985-2007, April 2015.
- [21] M. Moravec, J. Romberg, and R. Baraniuk. "Compressive phase retrieval." Optical Engineering and Applications. International Society for Optics and Photonics, 2007.
- [22] H. Ohlsson, et al. "Compressive phase retrieval from squared output measurements via semidefinite programming." Technical Report, University of California Berkeley, 2011.
- [23] H. Ohlsson, et al. "CPRL—An Extension of Compressive Sensing to the Phase Retrieval Problem." In Advances in Neural Information Processing Systems. 2012.
- [24] Z. Yang, C. Zhang, and L. Xie, "Robust compressive phase retrieval via L1 minimization with application to image reconstruction." arXiv preprint arXiv:1302.0081, 2013.
- [25] P. Schniter, S. Rangan, "Compressive phase retrieval via generalized approximate message passing." IEEE Transactions on Signal Processing, vol. 63, no. 4, pp. 1043-1055, 2014.
- [26] T. Cai, X. Li, and Z. Ma. "Optimal rates of convergence for noisy sparse phase retrieval via thresholded Wirtinger flow." The Annals of Statistics, vol. 44, no. 5, pp. 2221-2251, 2016.
- [27] G. Jagatap, and C. Hegde. "Fast, sample-efficient algorithms for structured phase retrieval." In Advances in Neural Information Processing Systems, pp. 4917-4927. 2017.
- [28] F. Salehi, E. Abbasi, and B. Hassibi. "Learning without the Phase: Regularized PhaseMax Achieves Optimal Sample Complexity." In Advances in Neural Information Processing Systems, pp. 8641-8652. 2018.
- [29] C. Metzler, A. Maleki, and R. G. Baraniuk. "BM3D-PRGAMP: Compressive phase retrieval based on BM3D denoising." Proc. International Conference on Image Processing (ICIP), 2016.
- [30] C. Metzler, P. Schniter, A. Veeraraghavan, and R. Baraniuk. "prDeep: Robust phase retrieval with a flexible deep network." arXiv preprint arXiv:1803.00212, 2018.
- [31] F. Heide, M. Steinberger, Y. Tsai, M. Rouf, D. Pajok, D. Reddy, O. Gallo, "FlexISP: A flexible camera image processing framework." ACM Transactions on Graphics (TOG), vol. 33, no. 6, 2014,
- [32] F. Shamsad, A. Ahmad, "Robust compressive phase retrieval via deep generative priors." arxiv preprint arXiv:1808.05854, 2018.
- [33] Y. Romano, M. Elad, P. Milanfar, "The little engine that could: regularization by denoising (RED)." SIAM Journal on Imaging Sciences, vol. 10, no. 4, pp. 1804-1844, 2017.
- [34] C. Metzler, A. Maleki, and R. Baraniuk. "From Denoising to Compressed Sensing." IEEE Transactions on Information Theory, vol. 62, no. 9, pp. 5117-5144, 2016.
- [35] A. Maleki, D. L. Donoho. "Optimally Tuned Iterative Reconstruction Algorithms for Compressed Sensing." IEEE Journal of Selected Topics in Signal Processing, vol. 4, no. 2, pp. 330 - 341, 2010.
- [36] Y. Dar, M. Elad, and A. Bruckstein. "Restoration by compression." IEEE Transactions on Signal Processing, vol. 66, no. 22, pp. 5833-5847, 2018.
- [37] F. Rezagah, S. Jalali, E. Erkip, and V. Poor. "Compression-based compressed sensing." IEEE Transactions on Information Theory, vol. 63, no. 10, pp. 6735-6752, 2017.
- [38] F. Rezagah, S. Jalali, E. Erkip, and V. Poor. "Using compression codes in compressed sensing." Proc. IEEE Information Theory Workshop (ITW), pp. 444-448, 2016.
- [39] X. Li, and V. Voroninski. "Sparse signal recovery from quadratic measurements via convex programming." SIAM Journal on Mathematical Analysis, vol. 45, no. 5, pp. 3019-3033, 2013.
- [40] H. Zhang, Y. Zhou, Y. Liang, Y. Chi. "Reshaped Wirtinger flow and incremental algorithms for solving quadratic systems of equations." arXiv preprint arXiv:1605.07719, 2016.

- [41] M. Soltanolkotabi. "Structured signal recovery from quadratic measurements: Breaking sample complexity barriers via nonconvex optimization." *IEEE Transactions on Information Theory*, vol. 65, no. 4, pp. 2374-2400, 2019.
- [42] P. Hand and V. Voroninski . " Compressed sensing from phaseless gaussian measurements via linear programming in the natural parameter space. ", arXiv preprint arXiv:1611.0598, 2016.
- [43] M. Bakhshizadeh, A. Maleki, V. de la Pena. "Sharp Concentration Results for Heavy-Tailed Distributions." arXiv preprint arXiv:2003.13819, 2020.