

Verification and Design of Resilient Closed-Loop Structured System

RaviTeja Gundeti, Shana Moothedath and Prasanna Chaporkar

Abstract—This paper addresses resilience of large-scale closed-loop structured systems in the sense of arbitrary pole placement when subject to failure of feedback links. Given a structured system with input, output, and feedback matrices, we first aim to verify whether the closed-loop structured system is resilient to simultaneous failure of any subset of feedback links of cardinality at most γ . Subsequently, we address the associated design problem in which given a structured system with input and output matrices, we need to design a sparsest feedback matrix that ensures the resilience of the resulting closed-loop structured system to simultaneous failure of at most any γ feedback links. We first prove that the verification problem is NP-complete even for irreducible systems and the design problem is NP-hard even for so-called *structurally cyclic* systems. We also show that the design problem is inapproximable to factor $(1 - o(1)) \log n$, where n denotes the system dimension. Then we propose algorithms to solve both the problems: a pseudo-polynomial algorithm to address the verification problem of irreducible systems and a polynomial-time $O(\log n)$ -optimal approximation algorithm to solve the design problem for a special feedback structure, so-called *back-edge* feedback structure.

Index Terms—Resilient systems, structured linear time-invariant systems, arbitrary pole placement, optimal feedback design

1. INTRODUCTION

Complex networks and cyber-physical systems have applications in a wide variety of areas including multi-agent networks, power networks, social communication networks, biological networks, and distribution networks [1]. Most of these networks are well represented as linear time-invariant (LTI) dynamical systems. In LTI systems with output feedback, the feedback matrix decides which output to be fed as feedback to which input and what control actions to be taken. Feedback selection for decentralized control in LTI systems is a fundamental problem in control theory. Feedback selection aims at designing a feedback matrix such that the closed-loop system satisfies arbitrary pole placement property and thus guarantees any desired closed-loop performance.

Complex networks often consist of interconnected components with spatially distributed actuators and sensors. Establishing feedback connections among spatially distributed actuators and sensors that are resilient to failure and attacks is difficult. In many complex networks, including power networks and distribution networks, some of the feedback links become dysfunctional over time due to the vulnerability of the actuation, sensing and feedback mechanism. Additionally, many times there are targeted disruptive attacks by adversaries which tampers the structure of the network. Since the structure of the network is endogenous in nature, these changes affect the properties of the network, and the properties affect the system's performance. In order to guarantee any desired performance of the closed-loop system, it is essential that

the feedback matrix is robust/resilient to disruptive scenarios such as natural failures or attacks by skilled and intelligent, adversarial agents [2], [3].

Moreover, real-world networks are of large system dimension and complex graph pattern, and hence most of the entries of the system matrices are not known precisely. *Structural analysis* is a framework that is used to analyze the properties of LTI systems when only the sparsity patterns of the system matrices are known [4]. Structural analysis performs control theoretic analysis of systems using the sparsity pattern, i.e., the zero/non-zero pattern, of the system matrices. The strength of structural analysis is that most of the structural properties, like structural controllability, structural observability, and pole placement, of structured systems, are 'generic' in nature [4], [5]. Hence, if the sparsity pattern of a system satisfies these properties, then 'almost all' systems with the same sparsity pattern satisfy the analogous control-theoretic properties. There are graph-theoretic conditions to verify the control-theoretic properties of the structured system. However, there are no known criteria to verify resilience of a system or design resilient systems.

Often cyber-physical systems like power networks and water distribution networks undergo failure of interaction links in the system matrices due to aging and/or attacks by intelligent adversaries that tamper the structure of the system. Verification and design of resilient feedback matrix are critical to guarantee the desired operating condition of the system during such adversarial situations. Developing computationally efficient algorithms to verify and design resiliency of complex cyber-physical systems is the key focus of this paper.

In this paper, we consider the resilience of the closed-loop structured system towards maintaining arbitrary pole placement property and focus on two problems. Given a structured system with state, input, output, and feedback matrices, we first aim to verify whether the closed-loop system is resilient to simultaneous failure of any γ feedback links. The set of feedback links that undergo failure can be any arbitrary set of cardinality at most γ , since in real-world systems the connections that undergo attacks or failure is unknown *a priori*. At present, there is no computationally efficient algorithm to verify resilience of a closed-loop structured system when any subset of feedback links with cardinality bounded by a specified number can fail. The exhaustive search-based algorithm requires verifying the arbitrary pole placement property for failure of all possible combinations of feedback links of cardinality γ or less, which is exponential number of cases. Then, we address the associated design problem, in which we need to design a sparsest feedback matrix that ensures the resilience of the closed-loop structured system to simultaneous failure of any subset of feedback links of cardinality at most γ . The key contributions of this paper are as follows:

- We prove that, given structured state, input, output, and

feedback matrices, verifying resilience of the closed-loop structured system towards maintaining arbitrary pole placement property subject to failure of any subset of feedback links whose cardinality is at most γ is NP-complete (Theorem 4.4). We prove that even for irreducible¹ systems, verifying resilience of the closed-loop structured system subject to failure of any subset of feedback links whose cardinality is at most γ is NP-complete (Corollary 4.5).

- We prove that, given structured state, input, and output matrices, designing a sparsest feedback matrix such that the resulting closed-loop system is resilient to failure of any subset of feedback links of cardinality at most γ is NP-hard (Theorem 4.11). We also show that the design problem is inapproximable to factor $(1 - o(1)) \log n$, where n denotes the system dimension (Theorem 4.12). We show that the NP-hardness and the inapproximability results of the design problem hold even for a widely practical subclass of systems, known as *structurally cyclic* systems, the class of systems in which all state nodes are spanned by a disjoint set of cycles².
- We provide a polynomial-time approximation algorithm of approximation factor $O(\log n)$ for the sparsest resilient feedback design problem (Theorem 5.4) for structurally cyclic systems with a special feedback structure, so-called *back-edge* feedback structure. We show that the design problem is NP-hard and inapproximable to factor $(1 - o(1)) \log n$ for this class of systems, and hence the algorithm is an order-optimal polynomial-time approximation algorithm.
- We present polynomial time algorithms to verify the resilience of feedback matrix for $\gamma = 1$ and $\gamma = 2$ (Algorithms 6.1 and 6.2), and prove the correctness and complexity of the algorithms (Theorems 6.1 and 6.2). Then we extend these algorithms for one edge ($\gamma = 1$) failure and two edges ($\gamma = 2$) failures to a general case and prove its correctness and show that the complexity is pseudo-polynomial with factor γ (Theorem 6.3). Our algorithm performs computationally much better than exhaustive search-based algorithm and is computationally more efficient for small values of γ .

The organization of this paper is as follows: Section 2 presents the formal description of feedback resilience verification problem and sparsest resilient feedback design problem. Section 3 discusses notations, few preliminaries and some existing results used in the sequel. Section 4 analyzes the complexity of both problems and proves NP-completeness of feedback resilience verification problem and NP-hardness of sparsest resilient feedback design problem. Section 5 presents an approximation algorithm for solving the sparsest resilient feedback design problem for structurally cyclic systems with a special feedback structure. Section 6 presents a pseudo-polynomial algorithm for solving the feedback resilience verification problem for irreducible systems. Section 7 gives the final concluding remarks.

¹A directed graph is said to be irreducible, if there exists a directed path between any two arbitrary vertices of it.

²In a directed graph, a cycle is a directed closed walk with no repetitions of vertices and edges, except the starting and ending vertex.

A. Related Work

Resilience or robustness of complex networks subject to structural perturbations is of interest for a long time [6]. For instance, the robustness of structured systems towards maintaining structural controllability is addressed in [7] by characterizing the role of nodes and links of the network. Classification of sensors based on their importance in the network for structural observability under sensor failures is done in [8]. Papers [9], [10] define indices for measuring the level of resilience of the network towards maintaining structural controllability. Robustness of a power grid towards maintaining structural controllability under γ link failures is addressed in [11].

Resilience of networks is addressed in [12] by studying the various kinds of attacks, monitoring issues that can possibly lead to malfunctioning of the network, and attack detection mechanisms. Paper [13] addressed the optimal selection problem with the minimal placement of additional sensors and among them those with minimal cost for structural observability. The complexity of the robust minimal controllability problem, where the goal is to determine a minimal subset of state variables to be actuated to ensure structural controllability under additional constraints is addressed in [14]. Paper [15] consider the minimum sensor placement problem when the sensors are subject to one sensor failure. Note that, the papers discussed above ([7]-[15]) address i/o selection for resilience towards maintaining structural controllability/observability and this paper focus on verification and design of resilient feedback matrix for arbitrary pole placement of the closed-loop poles.

Optimal cost feedback selection for LTI systems is addressed in literature for various instances (see [16], [17], [18] and references therein). However, papers [16], [17], and [18] deal with optimal design and do not consider failure or malfunctioning of the links. The computational complexity of verifying that the closed-loop system has no structurally fixed modes (SFMs) is polynomial when the feedback links are not subjected to failures [19]. *In this paper, we show that verification of the no-SFM condition is NP-complete when the feedback links are subject to failure* (exhaustive search-based technique has complexity exponential in the number of states of the system). There has been some effort on the resilience of feedback matrix. Designing minimum cost resilient actuation-sensing-communication for *regular descriptor systems* while ensuring selective strong structural system's properties is addressed in [20]. The pairing of sensors and actuators to design a feedback pattern that is resilient to edge failures is assessed in [21]. The approach in [21] uses the notion of *resilient fixed modes* and gave conditions to verify non-existence of resilient fixed modes when the subset of feedback links that can be compromised is specified. This paper, on the other hand, deals with the resilience of feedback matrix towards maintaining arbitrary pole placement when *any* subset of feedback links of cardinality at most γ can fail. During an attack or failure, the subset of feedback links that can be compromised is arbitrary and may not be from a specified subset. Hence algorithms to verify the resilience of a feedback matrix and algorithms to design resilient feedback matrix that can handle the failure of any arbitrary subset of feedback links is important. This paper addresses these problems.

2. PROBLEM FORMULATION

Consider an LTI dynamical system $\dot{x}(t) = Ax(t) + Bu(t)$, $y(t) = Cx(t)$, where the state matrix $A \in \mathbb{R}^{n \times n}$, the input matrix $B \in \mathbb{R}^{n \times m}$, and the output matrix $C \in \mathbb{R}^{p \times n}$. Here \mathbb{R} denotes the set of real numbers. Consider *structured matrices* $\bar{A} \in \{\star, 0\}^{n \times n}$, $\bar{B} \in \{\star, 0\}^{n \times m}$ and $\bar{C} \in \{\star, 0\}^{p \times n}$. Here, 0 denotes fixed zero entries and \star denotes indeterminate free parameters. The tuple $(\bar{A}, \bar{B}, \bar{C})$ is said to be the *structured system* representation of the *numerical system* (A, B, C) if it satisfies Eq. (1) given below.

$$\begin{aligned} A_{ij} &= 0 \text{ whenever } \bar{A}_{ij} = 0, \text{ and} \\ B_{ij} &= 0 \text{ whenever } \bar{B}_{ij} = 0, \text{ and} \\ C_{ij} &= 0 \text{ whenever } \bar{C}_{ij} = 0. \end{aligned} \quad (1)$$

Here, $(\bar{A}, \bar{B}, \bar{C})$ represents a class of numerical systems that satisfy Eq. (1). Let $\bar{K} \in \{\star, 0\}^{m \times p}$ denotes the structured feedback matrix, where $\bar{K}_{ij} = \star$ if the j^{th} output is fed to the i^{th} input as feedback. For the structured feedback matrix \bar{K} , the closed-loop structured system is denoted by $(\bar{A}, \bar{B}, \bar{C}, \bar{K})$. The concept of fixed modes for structured systems is introduced and a necessary and sufficient graph-theoretic condition for checking the existence of *structurally fixed modes* (SFMs) is given in [19]. Let $[K] := \{K : K_{ij} = 0, \text{ if } \bar{K}_{ij} = 0\}$. Now we define structurally fixed modes.

Definition 2.1. [4] The structured system $(\bar{A}, \bar{B}, \bar{C})$ is said to have no SFMs with respect to an information pattern \bar{K} if there exists one numerical realization (A, B, C) of $(\bar{A}, \bar{B}, \bar{C})$ such that $\bigcap_{K \in [K]} \sigma(A + BKC) = \emptyset$, where the function $\sigma(T)$ denotes the set of eigenvalues of a square matrix T .

In this paper, we use the no-SFMs criteria to ensure arbitrary pole placement [19], as no-SFMs criteria and the ability for arbitrary pole placement are equivalent when controllers are dynamic [22, Theorem 4.3.5]. We consider two problems in this paper, specifically in the context of the resilience of the closed-loop system towards achieving arbitrary pole placement property, which are described below.

A. Feedback Resilience Verification Problem

Consider a structured system $(\bar{A}, \bar{B}, \bar{C})$ and a structured feedback matrix \bar{K} such that the closed-loop system $(\bar{A}, \bar{B}, \bar{C}, \bar{K})$ has no SFMs. Let $\mathcal{I} \subset \{1, \dots, m\} \times \{1, \dots, p\}$ be a subset consisting of indices of entries of \bar{K} . More precisely, $\mathcal{I} \subset \{(i, j) : i \in \{1, \dots, m\} \text{ and } j \in \{1, \dots, p\}\}$. Define $\bar{K}^{\mathcal{I}} \in \{\star, 0\}^{m \times p}$, where

$$\bar{K}_{ij}^{\mathcal{I}} := \begin{cases} \bar{K}_{ij}, & \text{if } (i, j) \notin \mathcal{I}, \\ 0, & \text{if } (i, j) \in \mathcal{I}. \end{cases} \quad (2)$$

Now we formulate the first problem considered in this paper.

Problem 2.2 (Feedback resilience verification problem). Consider a closed-loop structured system $(\bar{A}, \bar{B}, \bar{C}, \bar{K})$ with no SFMs and a positive number γ . Then, verify if the structured system $(\bar{A}, \bar{B}, \bar{C}, \bar{K}^{\mathcal{I}})$ guarantees no-SFMs criteria for any set \mathcal{I} , where $\mathcal{I} \subset \{(i, j) : i \in \{1, \dots, m\} \text{ and } j \in \{1, \dots, p\}\}$ such that $|\mathcal{I}| \leq \gamma$.

For a given closed-loop system, the feedback resilience verification problem verifies if the system is resilient to failure of any set of feedback links with cardinality at most γ . Note

that, the set of feedback links that undergo failure or attack is not pre-specified and can be any arbitrary set. There are no known results to solve this problem.

B. Sparsest Resilient Feedback Design Problem

Now we describe the design problem associated with the resilience of the feedback matrix. The objective is to design a feedback matrix \bar{K} such that for $\mathcal{I} \subset \{1, \dots, m\} \times \{1, \dots, p\}$, $\bar{K}^{\mathcal{I}}$ defined in Eq. (2) satisfies no-SFMs criteria of $(\bar{A}, \bar{B}, \bar{C}, \bar{K}^{\mathcal{I}})$.

Let $\mathcal{K}_{\gamma} := \{\bar{K} \in \{\star, 0\}^{m \times p} : \text{structured system } (\bar{A}, \bar{B}, \bar{C}, \bar{K}^{\mathcal{I}}) \text{ guarantees no-SFMs criteria for any set } \mathcal{I}, \text{ where } \mathcal{I} \subset \{(i, j) : i \in \{1, \dots, m\} \text{ and } j \in \{1, \dots, p\}\} \text{ such that } |\mathcal{I}| \leq \gamma\}$. The set \mathcal{K}_{γ} thus consists of all feedback matrices for the structured system $(\bar{A}, \bar{B}, \bar{C})$ that satisfy no-SFMs criteria even after the failure of any γ feedback links. Without loss of generality, assume that $\bar{K}^f = \{\bar{K}_{ij}^f = \star, \text{ for all } i, j\}$ lies in \mathcal{K}_{γ} , otherwise, no feasible solution to the problem. Thus \mathcal{K}_{γ} is non-empty. Our objective here is to design a sparsest feedback matrix that lies in \mathcal{K}_{γ} .

Problem 2.3 (Sparsest resilient feedback design problem). Consider a structured system $(\bar{A}, \bar{B}, \bar{C})$ and a positive number γ . Then, find

$$\bar{K}^{\star} \in \arg \min_{\bar{K} \in \mathcal{K}_{\gamma}} \|\bar{K}\|_0,$$

where $\mathcal{K}_{\gamma} := \{\bar{K} \in \{0, \star\}^{m \times p} : \text{structured system } (\bar{A}, \bar{B}, \bar{C}, \bar{K}^{\mathcal{I}}) \text{ guarantees no-SFMs criteria for any set } \mathcal{I}, \text{ where } \mathcal{I} \subset \{(i, j) : i \in \{1, \dots, m\} \text{ and } j \in \{1, \dots, p\}\} \text{ such that } |\mathcal{I}| \leq \gamma\}$. Here $\|\bar{K}\|_0$ denotes the zero matrix norm³.

In the next section, we present few notations and existing results used in the sequel.

3. NOTATIONS, PRELIMINARIES AND EXISTING RESULTS

For understanding the graph-theoretic condition given in [19] that characterizes the no-SFMs criteria, we define few notations and constructions. Firstly, the *state digraph* denoted by $\mathcal{D}(\bar{A}) := (V_X, E_X)$ is constructed as follows: here $V_X = \{x_1, \dots, x_n\}$ and $(x_j, x_i) \in E_X$ if $\bar{A}_{ij} = \star$. Subsequently, the *closed-loop system digraph* $\mathcal{D}(\bar{A}, \bar{B}, \bar{C}, \bar{K}) := (V_X \cup V_U \cup V_Y, E_X \cup E_U \cup E_Y \cup E_K)$ is constructed, where $V_U = \{u_1, \dots, u_m\}$ and $V_Y = \{y_1, \dots, y_p\}$. Further, $(u_j, x_i) \in E_U$ if $\bar{B}_{ij} = \star$, $(x_j, y_i) \in E_Y$ if $\bar{C}_{ij} = \star$ and $(y_j, u_i) \in E_K$ if $\bar{K}_{ij} = \star$. The digraph $\mathcal{D}(\bar{A}, \bar{B}, \bar{C}, \bar{K})$ captures the effects of states, inputs, outputs and feedback connections in the system.

A digraph $\mathcal{D} = (V_D, E_D)$ is said to be *strongly connected* if for each ordered pair of vertices $v_i, v_j \in V_D$ there exists a directed path from v_i to v_j . Further, a subgraph of digraph \mathcal{D} denoted by $\mathcal{D}_S = (V_S, E_S)$ is a digraph such that $V_S \subset V_D$, $E_S \subset E_D$, and the edge set E_S has endpoints from V_S which is same as in E_D . A maximal strongly connected subgraph is a subgraph that is strongly connected and is not properly contained in any other subgraph that is strongly connected.

Definition 3.1. [23] A strongly connected component (SCC) is a *maximal* strongly connected subgraph $\mathcal{D}_S = (V_S, E_S)$ of \mathcal{D} .

³Although $\|\bar{K}\|_0$ does not satisfy all the norm axioms, the number of non-zero entries in a matrix is conventionally referred to as the *zero norm*.

Using $\mathcal{D}(\bar{A}, \bar{B}, \bar{C}, \bar{K})$ and Definition 3.1 the following holds.

Proposition 3.2. [19, Theorem 4] *A structured system $(\bar{A}, \bar{B}, \bar{C})$ has no SFMs with respect to a feedback matrix \bar{K} if and only if the following conditions hold:*

- in the digraph $\mathcal{D}(\bar{A}, \bar{B}, \bar{C}, \bar{K})$, each state node x_i is contained in an SCC which includes an edge in E_K , and*
- there exists a finite node disjoint union of cycles $C_g = (V_g, E_g)$ in $\mathcal{D}(\bar{A}, \bar{B}, \bar{C}, \bar{K})$, where g is a positive integer such that $V_X \subset \cup_g V_g$.*

Condition a) in Proposition 3.2 can be verified by finding all SCCs in $\mathcal{D}(\bar{A}, \bar{B}, \bar{C}, \bar{K})$ and then checking if all of them have at least one feedback edge. Finding SCCs in a digraph $\mathcal{D} = (V_D, E_D)$ has complexity $O(|V_D| + |E_D|)$ [24]. Here, $m = O(n)$ and $p = O(n)$. Thus, the number of vertices and edges in $\mathcal{D}(\bar{A}, \bar{B}, \bar{C}, \bar{K})$ are $O(n)$ and $O(n^2)$, respectively. As a result, condition a) can be checked using $O(n^2)$ operations. There exists a graph-theoretic condition using the concept of information path for checking condition b) in Proposition 3.2 in $O(n^{2.5})$ operations [25]. In this paper, we use the bipartite graph matching condition given in [26]. We now define bipartite graphs and then give the bipartite matching condition to verify condition b) in Proposition 3.2.

A bipartite graph denoted by $G = (V, \tilde{V}, \mathcal{E})$, $|V| \leq |\tilde{V}|$, is a graph that satisfies $V \cap \tilde{V} = \emptyset$ and $\mathcal{E} \subseteq V \times \tilde{V}$. In G , a *matching* $M \subseteq \mathcal{E}$ is a collection of edges such that no two edges have a common endpoint and a *perfect matching* is a matching whose cardinality is $|V|$. Further, let $c : \mathcal{E} \rightarrow \mathbb{R}$ be a cost function. Then, a minimum cost perfect matching M^* is a perfect matching in G such that $\sum_{e \in M^*} c(e) \leq \sum_{e \in \tilde{M}} c(e)$, where \tilde{M} is any perfect matching in G . Finding a minimum cost perfect matching in a bipartite graph has computational complexity $O(|V|^{2.5})$ [24].

For a closed-loop structured system $(\bar{A}, \bar{B}, \bar{C}, \bar{K})$, we construct a bipartite graph denoted by $\mathcal{B}(\bar{A}, \bar{B}, \bar{C}, \bar{K})$. Define $\mathcal{B}(\bar{A}, \bar{B}, \bar{C}, \bar{K}) := (V_{X'} \cup V_{U'} \cup V_{Y'}, V_X \cup V_U \cup V_Y, \mathcal{E}_X \cup \mathcal{E}_U \cup \mathcal{E}_Y \cup \mathcal{E}_K \cup \mathcal{E}_U \cup \mathcal{E}_Y)$, where $V_{X'} = \{x'_1, \dots, x'_n\}$, $V_{U'} = \{u'_1, \dots, u'_m\}$, $V_{Y'} = \{y'_1, \dots, y'_p\}$, $V_X = \{x_1, \dots, x_n\}$, $V_U = \{u_1, \dots, u_m\}$ and $V_Y = \{y_1, \dots, y_p\}$. Also, $(x'_j, x_i) \in \mathcal{E}_X \Leftrightarrow (x_i, x_j) \in E_X$, $(x'_i, u_j) \in \mathcal{E}_U \Leftrightarrow (u_j, x_i) \in E_U$, $(y'_j, x_i) \in \mathcal{E}_Y \Leftrightarrow (x_i, y_j) \in E_Y$ and $(u'_i, y_j) \in \mathcal{E}_K \Leftrightarrow (y_j, u_i) \in E_K$. Moreover, \mathcal{E}_U includes edges (u'_j, u_i) , for $i = 1, \dots, m$ and \mathcal{E}_Y includes edges (y'_i, y_i) , for $i = 1, \dots, p$. The bipartite graph $\mathcal{B}(\bar{A}, \bar{B}, \bar{C}, \bar{K})$ is referred as the *closed-loop system bipartite graph*. Using $\mathcal{B}(\bar{A}, \bar{B}, \bar{C}, \bar{K})$, the following result holds.

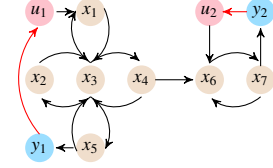
Proposition 3.3. [26, Theorem 3] *Consider a closed-loop structured system $(\bar{A}, \bar{B}, \bar{C}, \bar{K})$. Then, the bipartite graph $\mathcal{B}(\bar{A}, \bar{B}, \bar{C}, \bar{K})$ has a perfect matching if and only if all state nodes are spanned by disjoint union of cycles in $\mathcal{D}(\bar{A}, \bar{B}, \bar{C}, \bar{K})$.*

An illustrative example demonstrating the construction of $\mathcal{D}(\bar{A}, \bar{B}, \bar{C}, \bar{K})$ and $\mathcal{B}(\bar{A}, \bar{B}, \bar{C}, \bar{K})$ for a structured system $(\bar{A}, \bar{B}, \bar{C}, \bar{K})$ is given in Figure 1. Finding perfect matching has computational complexity $O(n^{2.5})$ [24]. Using Propositions 3.2 and 3.3, one can verify if a structured system satisfies the no-SFMs criteria in $O(n^{2.5})$ computations.

Note that, while Proposition 3.2 gives a polynomial-time graph-theoretic condition to verify the no-SFMs criteria, our objective is (i) to verify if the structured system continues to satisfy the no-SFMs condition even after the failure of

$$\bar{A} = \begin{bmatrix} 0 & 0 & * & 0 & 0 & 0 & 0 \\ 0 & 0 & * & 0 & 0 & 0 & 0 \\ * & * & 0 & * & * & 0 & 0 \\ 0 & 0 & * & 0 & 0 & 0 & 0 \\ 0 & 0 & * & 0 & 0 & 0 & 0 \\ 0 & 0 & 0 & * & 0 & 0 & * \\ 0 & 0 & 0 & 0 & 0 & * & 0 \end{bmatrix}, \bar{B} = \begin{bmatrix} * & 0 \\ 0 & 0 \\ 0 & 0 \\ 0 & 0 \\ 0 & * \\ 0 & 0 \end{bmatrix}$$

$$\bar{C} = \begin{bmatrix} 0 & 0 & 0 & 0 & * & 0 & 0 \\ 0 & 0 & 0 & 0 & 0 & 0 & * \end{bmatrix}, \bar{K} = \begin{bmatrix} * & 0 \\ 0 & * \end{bmatrix}$$



(a) $\mathcal{D}(\bar{A}, \bar{B}, \bar{C}, \bar{K})$

Figure 1: The digraph $\mathcal{D}(\bar{A}, \bar{B}, \bar{C}, \bar{K})$ and bipartite graph $\mathcal{B}(\bar{A}, \bar{B}, \bar{C}, \bar{K})$ of the given closed-loop structured system $(\bar{A}, \bar{B}, \bar{C}, \bar{K})$ is shown in Figure 1a and Figure 1b, respectively.

any subset of feedback links with cardinality at most γ and (ii) to design a feedback matrix that guarantees the no-SFM criteria even after the failure of any subset of feedback links of cardinality at most γ . In the next section, we analyze the complexity of these two problems.

4. COMPLEXITY RESULTS

In this section, we analyze the complexity of Problem 2.2 and Problem 2.3. We prove Problem 2.2 is NP-complete using a known NP-complete problem, the *blocker problem*. We prove that Problem 2.3 is NP-hard using *minimum set multi-covering problem*, a known NP-hard problem. First, we prove NP-completeness of Problem 2.2.

A. Complexity of Feedback Resilient Verification Problem

The NP-completeness result for the feedback resilient verification problem (Problem 2.2) is obtained by reducing a known NP-complete problem, the *blocker problem*, to an instance of Problem 2.2. Now we describe the blocker problem.

Problem 4.1 (Blocker problem: $Block(G, 1, \gamma)$). Given a bipartite graph $G := (V, \tilde{V}, \mathcal{E})$ with $|V| \leq |\tilde{V}|$, does there exist a set $T \subseteq \mathcal{E}$ with $|T| \leq \gamma$ such that $v(G') \leq v(G) - 1$, where $v(G)$ and $v(G')$ denote the size of the maximum matching in G and G' , respectively with $G' := (V, \tilde{V}, \mathcal{E} \setminus T)$.

$Block(G, 1, \gamma)$ is NP-complete [27]. Note that $Block(G, 1, \gamma)$ is NP-complete even when G has perfect matching [27]. Thus, we have the following proposition.

Proposition 4.2. [27, Theorem 3.3] *Consider a bipartite graph $G = (V, \tilde{V}, \mathcal{E})$ with $|V| \leq |\tilde{V}|$. Let $v(G) = |V|$, i.e., G has a perfect matching. Then, $Block(G, 1, \gamma)$ is NP-complete.*

Now, we reduce a general instance of blocker problem to an instance of Problem 2.2 and then prove that Problem 2.2 is NP-complete.

Algorithm 4.1 gives a reduction of $Block(G, 1, \gamma)$ to an instance of Problem 2.2. Given a general instance of the blocker problem, i.e., $G = (V, \tilde{V}, \mathcal{E})$, where $V = \{v_1, \dots, v_r\}$,

Algorithm 4.1 Pseudocode showing reduction of the blocker problem to an instance of Problem 2.2

Input: General bipartite graph $G = (V, \tilde{V}, \mathcal{E})$ with $|V| = r$ and $|\tilde{V}| = s$

Output: $\bar{A} \in \{0, \star\}^{(s+2) \times (s+2)}$, $\bar{B} \in \{0, \star\}^{(s+2) \times s}$, $\bar{C} \in \{0, \star\}^{r \times (s+2)}$ and $\bar{K} \in \{0, \star\}^{s \times r}$

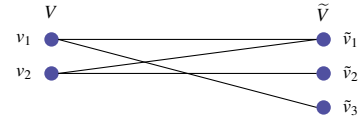
- 1: Define $(\bar{A}, \bar{B}, \bar{C}, \bar{K})$ connected as follows:
- 2: $\bar{A}_{ij} \leftarrow \begin{cases} \star, & \text{for } i = 2 \text{ and } j \in \{1, \dots, s+2\}, \\ \star, & \text{for } i \in \{1, \dots, s+2\} \text{ and } j = 2, \\ \star, & \text{for } i \in \{3, \dots, s-r+2\} \text{ and } j \in \{3, \dots, s+2\}, \\ 0, & \text{otherwise.} \end{cases}$
- 3: $\bar{B}_{ij} \leftarrow \begin{cases} \star, & \text{for } i \in \{s-r+3, \dots, s+2\} \text{ and } j \in \{1, \dots, s\}, \\ 0, & \text{otherwise.} \end{cases}$
- 4: $\bar{C}_{ij} \leftarrow \begin{cases} \star, & \text{for } i \in \{1, \dots, r\} \text{ and } j \in \{3, \dots, s+2\}, \\ 0, & \text{otherwise.} \end{cases}$
- 5: $\bar{K}_{ij} \leftarrow \begin{cases} \star, & \text{for all } (v_j, \tilde{v}_i) \in \mathcal{E}, \\ 0, & \text{otherwise.} \end{cases}$

$\tilde{V} = \{\tilde{v}_1, \dots, \tilde{v}_s\}$, $s \geq r$ and $1 \leq \gamma \leq |\mathcal{E}|$, we construct a closed-loop structured system $(\bar{A}, \bar{B}, \bar{C}, \bar{K})$ with $(s+2)$ number of states, s number of inputs and r number of outputs. In Step 2, we define the set E_X as follows: there exist directed edges from node x_2 to every node in the set $\{x_1, \dots, x_{s+2}\}$, from every node in the set $\{x_1, \dots, x_{s+2}\}$ to node x_2 and from every node in $\{x_3, \dots, x_{s+2}\}$ to every node in $\{x_3, \dots, x_{s-r+2}\}$. By this construction of \bar{A} , $\mathcal{D}(\bar{A})$ is an irreducible graph (see Figure 3). In Step 3, we construct edge set E_U as follows: a directed edge exists from every input in $\{u_1, \dots, u_s\}$ to every state node in $\{x_{s-r+3}, \dots, x_{s+2}\}$. Thus in the \bar{B} constructed, no input directly actuates states $\{x_1, \dots, x_{s-r+2}\}$. In Step 4, the output edge set E_Y is constructed in such a way that every state node in $\{x_3, \dots, x_{s+2}\}$ is connected to every output node in $\{y_1, \dots, y_r\}$. Thus in the \bar{C} constructed, states $\{x_1, x_2\}$ cannot be sensed directly. In Step 5, the feedback edges are constructed in such a way that for every edge $(v_i, \tilde{v}_j) \in \mathcal{E}$ in G there is an edge $(y_i, u_j) \in E_K$. This completes the construction of \bar{K} . An illustrative example demonstrating the construction of the structured system $(\bar{A}, \bar{B}, \bar{C}, \bar{K})$ for a given instance of the blocker problem is given in Figure 2.

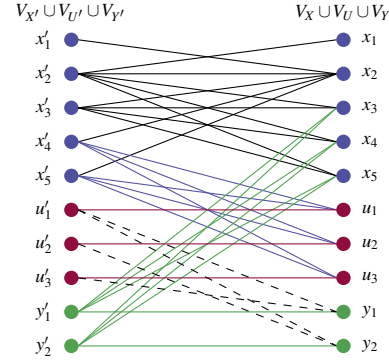
Next, we prove the following result.

Lemma 4.3. Consider a bipartite graph $G = (V, \tilde{V}, \mathcal{E})$ and let $(\bar{A}, \bar{B}, \bar{C}, \bar{K})$ be the closed-loop structured system constructed using Algorithm 4.1. Then, if there exists a perfect matching in G , then there exists a perfect matching in $\mathcal{B}(\bar{A}, \bar{B}, \bar{C}, \bar{K})$.

Proof. Let M_G be a perfect matching in G . Since $r \leq s$, $|M_G| = r$. To prove the result, we extend the matching M_G to a perfect matching in the bipartite graph $\mathcal{B}(\bar{A}, \bar{B}, \bar{C}, \bar{K})$ as follows: from the construction of the structured system $(\bar{A}, \bar{B}, \bar{C}, \bar{K})$, corresponding to every edge $(v_i, \tilde{v}_j) \in \mathcal{E}$ there exists an edge $(u'_j, y_i) \in E_K$ in $\mathcal{B}(\bar{A}, \bar{B}, \bar{C}, \bar{K})$. Hence there exists a matching of size r , say $M_1 \subseteq E_K$, in $\mathcal{B}(\bar{A}, \bar{B}, \bar{C}, \bar{K})$. Notice that in M_1 , r vertices in V_Y and r vertices in $V_{U'}$ are matched. With respect to M_1 , $(s-r)$ vertices in $V_{U'}$ of $\mathcal{B}(\bar{A}, \bar{B}, \bar{C}, \bar{K})$ are unmatched. Let $M_2 \subseteq E_{U'}$ be a matching in $\mathcal{B}(\bar{A}, \bar{B}, \bar{C}, \bar{K})$



(a) An example of bipartite graph $G = (V, \tilde{V}, \mathcal{E})$



(b) The bipartite graph representation $\mathcal{B}(\bar{A}, \bar{B}, \bar{C}, \bar{K})$ for the blocker problem given in Figure 2a

Figure 2: Illustrative example demonstrating the reduction given in Algorithm 4.1.

that consists of edges that match those $(s-r)$ unmatched vertices in $\mathcal{B}(\bar{A}, \bar{B}, \bar{C}, \bar{K})$. Hence $M_1 \cup M_2$ is a matching in $\mathcal{B}(\bar{A}, \bar{B}, \bar{C}, \bar{K})$ of size s . Corresponding to $M_1 \cup M_2$, r vertices in V_U are unmatched. The only possible way to extend $M_1 \cup M_2$ to a matching where these r vertices are matched is by connecting them to vertices in $V_{X'}$ (since every vertex in $V_{U'}$ is matched in $M_1 \cup M_2$). In the construction of the bipartite graph $\mathcal{B}(\bar{A}, \bar{B}, \bar{C}, \bar{K})$, all vertices in V_U have edges to all the vertices in $\{x'_{s-r+3}, \dots, x'_{s+2}\}$. Notice that $|\{x'_{s-r+3}, \dots, x'_{s+2}\}| = r$. Hence we construct a matching M_3 between r vertices in V_U and r vertices in $\{x'_{s-r+3}, \dots, x'_{s+2}\}$. Thus $M_1 \cup M_2 \cup M_3$ is a matching of size $(s+r)$ in $\mathcal{B}(\bar{A}, \bar{B}, \bar{C}, \bar{K})$. With respect to the matching $M_1 \cup M_2 \cup M_3$, $(s-r)$ vertices $\{x'_3, \dots, x'_{s-r+2}\}$, two vertices $\{x'_1, x'_2\}$ and r vertices $\{y'_1, \dots, y'_r\}$ of $\mathcal{B}(\bar{A}, \bar{B}, \bar{C}, \bar{K})$ are unmatched on the left side. Thus the total unmatched vertices in the left side add up to $(s+2)$. On the right side, $(s+2)$ vertices $\{x_1, \dots, x_{s+2}\}$ are unmatched. Notice that, all vertices in $\{x'_3, \dots, x'_{s-r+2}\}$ and all vertices in $\{y'_1, \dots, y'_r\}$ are connected to all vertices in $\{x_3, \dots, x_{s+2}\}$. Define a matching M_4 between vertices $\{x'_3, \dots, x'_{s-r+2}, y'_1, \dots, y'_r\}$ and $\{x_3, \dots, x_{s+2}\}$. Thus $|M_4| = s$ and $|M_1 \cup M_2 \cup M_3 \cup M_4| = 2s+r$. Further, $\{(x'_1, x_2), (x'_2, x_1)\} \in E_X$. Thus $M_1 \cup M_2 \cup M_3 \cup M_4 \cup \{(x'_1, x_2), (x'_2, x_1)\}$ is a perfect matching in $\mathcal{B}(\bar{A}, \bar{B}, \bar{C}, \bar{K})$. Thus, if there exists a perfect matching in G , then there exists a perfect matching in $\mathcal{B}(\bar{A}, \bar{B}, \bar{C}, \bar{K})$ for the structured system $(\bar{A}, \bar{B}, \bar{C}, \bar{K})$ constructed in Algorithm 4.1. \square

The result below gives the complexity of Problem 2.2.

Theorem 4.4. Consider a bipartite graph $G = (V, \tilde{V}, \mathcal{E})$ with a perfect matching. Let $(\bar{A}, \bar{B}, \bar{C}, \bar{K})$ be the closed-loop structured system constructed using Algorithm 4.1. Then, there exists a blocker T of size γ in G if and only if there exists a blocker $\tilde{T} \subseteq E_K$ of size γ in bipartite graph $\mathcal{B}(\bar{A}, \bar{B}, \bar{C}, \bar{K})$. Moreover, Problem 2.2 is NP-complete.

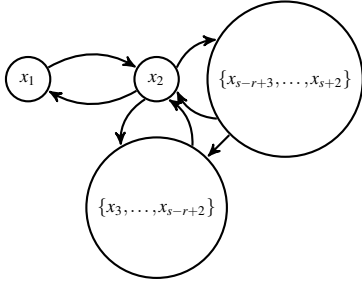


Figure 3: Schematic diagram showing construction of digraph $\mathcal{D}(\bar{A})$ for the state matrix \bar{A} constructed in Algorithm 4.1. All vertices in the above figure is strongly connected. Thus $\mathcal{D}(\bar{A})$ is irreducible.

Proof. If part: Here, we assume $\mathcal{B}(\bar{A}, \bar{B}, \bar{C}, \bar{K})$ has a blocker $\tilde{T} \subseteq \mathcal{E}_K$, $|\tilde{T}| = \gamma$ and then prove that G has a blocker T such that $|T| = \gamma$. To the contrary, assume that there exists no blocker in G of size γ . Thus, there exists a perfect matching in G even after removing any of the γ edges in \mathcal{E} . From Lemma 4.3, if there exists a perfect matching in G , then there exists a perfect matching in $\mathcal{B}(\bar{A}, \bar{B}, \bar{C}, \bar{K})$. But this contradicts the assumption that $\mathcal{B}(\bar{A}, \bar{B}, \bar{C}, \bar{K})$ has a blocker. This completes the if-part.

Only if part: Here, we assume there exists a blocker in G of size γ and prove that there exists a blocker $\tilde{T} \subseteq \mathcal{E}_K$ with $|\tilde{T}| = \gamma$ in $\mathcal{B}(\bar{A}, \bar{B}, \bar{C}, \bar{K})$. To the contrary, assume that there exists no blocker $\tilde{T} \subseteq \mathcal{E}_K$ in $\mathcal{B}(\bar{A}, \bar{B}, \bar{C}, \bar{K})$. Then there exists a perfect matching, say M_B , in $\mathcal{B}(\bar{A}, \bar{B}, \bar{C}, \bar{K})$ even after removing all the edges in \tilde{T} . Notice that $\{(x'_1, x_2), (x'_2, x_1)\} \in M_B$, since vertices x'_1 and x_1 are connected only to vertices x_2 and x'_2 respectively in $\mathcal{B}(\bar{A}, \bar{B}, \bar{C}, \bar{K})$. Consider the vertices $\{x'_3, \dots, x'_{s-r+2}\}$. Note that, these vertices can be only matched to vertices in $V_X \setminus \{x_1, x_2\}$, since there are no vertices in $\mathcal{B}(\bar{A}, \bar{B}, \bar{C}, \bar{K})$ connecting them as x_2 is already matched to x'_1 . After we match vertices $\{x'_3, \dots, x'_{s-r+2}\}$ to $(s-r)$ vertices in $\{x_3, \dots, x_{s+2}\}$, we are left with r vertices which are unmatched in $\{x_3, \dots, x_{s+2}\}$. The only possible way in which these r vertices can be matched is by using edges from \mathcal{E}_Y as other vertices which have edges with them, i.e., $\{x'_2, \dots, x'_{s-r+2}\}$, are already matched. Since $|V_{Y'}| = r$, all the vertices $\{y'_1, \dots, y'_r\}$ must be matched to r remaining vertices in V_X . Now consider the vertices $\{y_1, \dots, y_r\}$. As $\{y'_1, \dots, y'_r\}$ are already matched we are left with the only option of matching these vertices to vertices in $V_{Y'}$. Hence, there should be a matching of size r to match all the vertices $\{y_1, \dots, y_r\}$ using edges only from \mathcal{E}_K . So in M_B there exists $M'_B \subset M_B$ and $M'_B \subseteq \mathcal{E}_K$ such that $|M'_B| = r$. From the construction of the structured system $(\bar{A}, \bar{B}, \bar{C}, \bar{K})$, notice that $(u'_j, y_i) \in \mathcal{E}_K$ if $(v_i, \bar{v}_j) \in \mathcal{E}$. Thus, there exists a matching of size $|M'_B|$ in G . Further, this is a perfect matching in G as $|M'_B| = r$. But this contradicts the assumption that G has a blocker. Hence there is a blocker in $\mathcal{B}(\bar{A}, \bar{B}, \bar{C}, \bar{K})$.

Using the if-part and the only-if part and from Proposition 4.2, checking if the bipartite graph $\mathcal{B}(\bar{A}, \bar{B}, \bar{C}, \bar{K})$ has a perfect matching after removing any set of feedback links of size at most γ is NP-complete. Hence, Problem 2.2 is NP-complete. \square

For the state matrix \bar{A} constructed in Algorithm 4.1, $\mathcal{D}(\bar{A})$ is irreducible: for any $i, j \in \{1, \dots, s+2\}$, there exists a path

from x_i to x_j through node x_2 . A schematic diagram that shows the digraph $\mathcal{D}(\bar{A})$ for the \bar{A} given in Algorithm 4.1 is given in Figure 3. The following result is an immediate consequence of Theorem 4.4.

Corollary 4.5. *Consider a closed-loop structured system $(\bar{A}, \bar{B}, \bar{C}, \bar{K})$. Then, Problem 2.2 is NP-complete when $\mathcal{D}(\bar{A})$ is irreducible.*

Now let us consider Problem 2.2 for systems in which all state nodes are spanned by disjoint union of cycles. In other words, condition b) in Proposition 3.2 is satisfied without using any feedback connections. This class of systems is called *structurally cyclic* systems [18]. There is a wide class of systems so-called *self-damped* systems that include multi-agent systems and epidemic systems, that are structurally cyclic [28].

Lemma 4.6. *Consider a closed-loop structured system $(\bar{A}, \bar{B}, \bar{C}, \bar{K})$ in which all state nodes are spanned by disjoint union of cycles. Then, Problem 2.2 is solvable in $O(n^2)$ operations.*

Proof. In structurally cyclic systems (systems in which all state nodes are spanned by disjoint union of cycles), condition b) is satisfied without using any feedback edges. In order to maintain the no-SFMs criteria, the closed-loop system must maintain condition a) of Proposition 3.2 even after removing any γ feedback links. This can be verified in $O(n^2)$ operations by finding all SSCs of $\mathcal{D}(\bar{A}, \bar{B}, \bar{C}, \bar{K})$ and checking whether each SSC has at least $(\gamma+1)$ feedback links. Finding SCCs in a digraph has $O(n^2)$ operations [24] and hence the proof follows. \square

Subsection 4-A concludes that Problem 2.2 is NP-complete for general structured systems and structured systems whose state digraph $\mathcal{D}(\bar{A})$ is irreducible. However, Problem 2.2 is polynomial-time solvable when condition b) in Proposition 3.2 is satisfied (Lemma 4.6). In the next subsection, we analyze the complexity of Problem 2.3.

B. Complexity of Sparsest Resilient Feedback Design Problem

In this section, we analyze the complexity of Problem 2.3. Firstly, we claim that Problem 2.3 is NP-hard for general systems. This result is a consequence of Theorem 4.4 as Problem 2.2 which is the decision problem [29] corresponding to the optimization problem, Problem 2.3, is NP-complete.

Corollary 4.7. *Consider a structured system $(\bar{A}, \bar{B}, \bar{C})$. Then, Problem 2.3 is NP-hard.*

From Corollary 4.5 we also infer that Problem 2.3 is NP-hard even when $\mathcal{D}(\bar{A})$ is irreducible. However, the complexity of Problem 2.3 is not straightforward for structurally cyclic systems, i.e., the class of systems whose state nodes are spanned by disjoint cycles. In this section, we show that Problem 2.3 is NP-hard for structurally cyclic systems, while Problem 2.2 is polynomial-time solvable for structurally cyclic systems (Lemma 4.6).

The NP-hardness result of Problem 2.3 for structurally cyclic systems is obtained using reduction from *minimum set multi-covering problem* (MSMC). The MSMC problem is

Algorithm 4.2 Psuedo-code for reducing the MSMC problem to an instance of Problem 2.3

Input: MSMC problem with universe $\mathcal{U} = \{1, \dots, N\}$, sets $\mathcal{P} = \{S_1, \dots, S_r\}$ and constant demand α

Output: Structured system $(\bar{A}, \bar{B}, \bar{C})$ and a positive number γ

- 1: Define $x_1, \dots, x_N, y_1, \dots, y_p$ and u_1 to be interconnected by the following definition of $(\bar{A}, \bar{B}, \bar{C})$:
- 2: $\bar{A}_{ij} \leftarrow \begin{cases} \star, & \text{for } i = j \text{ and } i, j \in \{1, \dots, N\}, \\ 0, & \text{otherwise.} \end{cases}$
- 3: $\bar{B}_{i1} \leftarrow \begin{cases} \star, & \text{for } i \in \{1, \dots, N\}, \\ 0, & \text{otherwise.} \end{cases}$
- 4: $\bar{C}_{ij} \leftarrow \begin{cases} \star, & \text{for } j \in S_i \text{ and } i \in \{1, \dots, r\}, \\ 0, & \text{otherwise.} \end{cases}$
- 5: Given a solution \bar{K} to Problem 2.3 on $(\bar{A}, \bar{B}, \bar{C})$ and $\gamma = \alpha - 1$, define sets selected under \bar{K} , $\mathcal{S}(\bar{K}) \leftarrow \{S_j : \bar{K}_{1j} = \star\}$

$$\begin{aligned} \mathcal{U} &= \{1, 2, 3, 4, 5\} \\ \mathcal{S}_1 &= \{1, 2\}, \mathcal{S}_2 = \{2, 3\}, \mathcal{S}_3 = \{3, 4, 5\} \\ \bar{A} &= \begin{bmatrix} \star & 0 & 0 & 0 & 0 \\ 0 & \star & 0 & 0 & 0 \\ 0 & 0 & \star & 0 & 0 \\ 0 & 0 & 0 & \star & 0 \\ 0 & 0 & 0 & 0 & \star \end{bmatrix} \\ \bar{B} &= \begin{bmatrix} \star \\ \star \\ \star \\ \star \\ \star \end{bmatrix}, \bar{C} = \begin{bmatrix} \star & \star & 0 & 0 & 0 \\ 0 & \star & \star & 0 & 0 \\ 0 & 0 & \star & \star & \star \end{bmatrix} \end{aligned}$$

Figure 4: The structured system $(\bar{A}, \bar{B}, \bar{C})$ and digraph $\mathcal{D}(\bar{A}, \bar{B}, \bar{C})$ for a given universe \mathcal{U} and set \mathcal{P} constructed using Algorithm 4.2 is shown in the above figure.

described in Problem 4.9 for the sake of completeness. We first define a *cover* in Definition 4.8.

Definition 4.8. Given a set of N elements $\mathcal{U} = \{1, \dots, N\}$ referred to as *universe* and collection of r sets $\mathcal{P} = \{S_1, \dots, S_r\}$, with $S_i \subseteq \mathcal{U}$, for all $i \in \{1, \dots, r\}$, such that $\cup_{i=1}^r S_i = \mathcal{U}$, a *cover* $\hat{\mathcal{S}} \subseteq \mathcal{P}$ satisfies $\cup_{S_i \in \hat{\mathcal{S}}} S_i = \mathcal{U}$.

Problem 4.9 (MSMC problem $(\mathcal{U}, \mathcal{P}, \alpha)$). Given $\mathcal{U} = \{1, \dots, N\}$, $\mathcal{P} = \{S_1, \dots, S_r\}$ satisfying $S_i \subseteq \mathcal{U}$, for all $i \in \{1, \dots, r\}$, and $\cup_{i=1}^r S_i = \mathcal{U}$, and a constant demand α . The MSMC problem consists of finding a set of indices $\mathcal{I}^* \subseteq \{1, \dots, r\}$ corresponding to the minimum number of sets covering \mathcal{U} , where every element $i \in \mathcal{U}$ is covered at least α times, i.e.,

$$\mathcal{J}^* = \arg \min_{\mathcal{J} \subseteq \{1, \dots, r\}} |\mathcal{J}|$$

such that $\cup_{j \in \mathcal{J}} S_j = \mathcal{U}$ and $|\{j \in \mathcal{J} : i \in S_j\}| \geq \alpha$.

A cover $\hat{\mathcal{S}}$ that is a feasible solution to Problem 4.9 is called as a *multi-cover*. To prove the NP-hardness of Problem 2.3, we now present a reduction of a general instance of the MSMC problem to an instance of Problem 2.3.

The pseudo-code showing a reduction of Problem 2.3 to an instance of MSMC problem is given in Algorithm 4.2.

Given a general instance of the MSMC problem consisting of universe $\mathcal{U} = \{1, \dots, N\}$, sets $\mathcal{P} = \{S_1, \dots, S_r\}$ and constant demand α , we construct a structured system $(\bar{A}, \bar{B}, \bar{C})$ with states x_1, \dots, x_N , input u_1 , and outputs y_1, \dots, y_p (Step 1). In \bar{A} , every diagonal entry is \star (Step 2). Thus the system is structurally cyclic. Moreover, $\mathcal{B}(\bar{A})$ has a perfect matching $M = \{(x_i, x_i) \text{ for } i \in \{1, \dots, N\}\}$. The input matrix \bar{B} consists of a single input u_1 which is connected to every state node (Step 3). The output matrix \bar{C} is constructed depending on \mathcal{P} such that an output node y_i senses all state nodes x_j 's that satisfy $j \in S_i$ (Step 4). An illustrative example demonstrating the construction of the structured system $(\bar{A}, \bar{B}, \bar{C})$ for a given instance of the MSMC problem is given in Figure 4. Note that, the value of γ for Problem 2.2 for the constructed structured system is uniquely defined by the value of α of the corresponding MSMC problem. Using the structured system $(\bar{A}, \bar{B}, \bar{C})$ constructed in Algorithm 4.2, we have the following result.

Lemma 4.10. Consider the MSMC problem $(\mathcal{U}, \mathcal{P}, \alpha)$ and the structured system $(\bar{A}, \bar{B}, \bar{C})$ constructed using Algorithm 4.2. Then, \bar{K} is a solution to Problem 2.3 if and only if the sets selected under \bar{K} , $\mathcal{S}(\bar{K})$ is a solution to Problem 4.9.

Proof. Only-if part: Here we assume $\bar{K} \in \mathcal{K}_\gamma$ and prove that $\mathcal{S}(\bar{K})$ covers each element in \mathcal{U} at least α times, i.e., $\mathcal{S}(\bar{K})$ is a multi-cover of the universe \mathcal{U} satisfying demand α . We prove this using contradiction. Suppose there exists an element $j \in \mathcal{U}$ that is not covered α times by $\mathcal{S}(\bar{K})$. Let $\mathcal{S}(\bar{K})$ consists of sets S_{i_1}, \dots, S_{i_k} and the corresponding outputs are y_{i_1}, \dots, y_{i_k} . From the construction (Step 4 of Algorithm 4.2), an output node y_i has incoming edges from state nodes x_j 's for all $j \in S_i$. As element j appears less than $\gamma + 1$ times, since $\alpha = \gamma + 1$, in the union of sets S_{i_1}, \dots, S_{i_k} , corresponding state node x_j there are less than $\gamma + 1$ outgoing edges to outputs. Without loss of generality, assume that corresponding state node x_j there are γ outgoing edges to outputs. Notice that, as \bar{A} is a diagonal matrix x_j is not connected to any other state node other than itself. Thus x_j lies in an SCC with γ feedback links. Then, the closed-loop system will have SFMs when γ feedback links fail. This contradicts the fact that \bar{K} is a solution to Problem 2.3. This completes the only-if part.

If part: Here we assume that $\mathcal{S}(\bar{K})$ is a solution to Problem 4.9 and prove that \bar{K} is a solution to Problem 2.3. Suppose not. From the construction, an output node y_i has incoming edges from state nodes x_j 's for all $j \in S_i$. Since $\mathcal{B}(\bar{A})$ has a perfect matching (as \bar{A} is diagonal), condition b) of Proposition 3.2 is satisfied without using any feedback edge. Thus, the assumption $\bar{K} \notin \mathcal{K}_\gamma$ implies that \bar{K} violates condition a) in Proposition 3.2 after removing some subset of feedback links which has cardinality at most γ . Without loss of generality, assume that the subset of feedback links have cardinality γ . In other words, there exists a state node x_j which does not lie in an SCC in $\mathcal{D}(\bar{A}, \bar{B}, \bar{C}, \bar{K})$ with more than γ feedback links. As \bar{A} is a diagonal matrix, state x_j is not connected to any other state node and the feedback links corresponding to the SCC in which x_j lies are those which correspond to the outputs connected to x_j . In $\mathcal{D}(\bar{A}, \bar{B}, \bar{C}, \bar{K})$, x_j has less than $\gamma + 1$ outputs connected to it. This implies that the corresponding element $j \in \mathcal{U}$ lies in less than $\gamma + 1$ sets in $\mathcal{S}(\bar{K})$. This is a contradiction to the assumption that $\mathcal{S}(\bar{K})$ is a multi-cover of

universe \mathcal{U} with demand α , as $\alpha = \gamma + 1$. This completes the proof. \square

Next, we discuss the NP-hardness of Problem 2.3 using a reduction from MSMC Problem. We show that any instance of MSMC Problem can be reduced to an instance of Problem 2.3 such that an optimal solution to Problem 2.3 gives an optimal solution to the MSMC Problem.

Theorem 4.11. *Consider the MSMC problem $(\mathcal{U}, \mathcal{P}, \alpha)$ and let $(\bar{A}, \bar{B}, \bar{C})$ be the structured system constructed using Algorithm 4.2. Let \bar{K}^* be an optimal solution to Problem 2.3 and $\mathcal{S}(\bar{K}^*)$ be the set multi-cover corresponding to \bar{K}^* . Then, (i) $\mathcal{S}(\bar{K}^*)$ is feasible and an optimal solution to the MSMC problem, and (ii) Problem 2.3 is NP-hard for structurally cyclic systems.*

Proof. (i) Given a general instance of the MSMC problem $(\mathcal{U}, \mathcal{P}, \alpha)$, we reduce it to an instance of Problem 2.3 using Algorithm 4.2. Let \bar{K} be a feasible solution to Problem 2.3. Using Lemma 4.10 the sets selected under \bar{K} , i.e., $\mathcal{S}(\bar{K})$, covers each element in \mathcal{U} at least α times. Hence $\mathcal{S}(\bar{K})$ is a feasible solution to set multi-covering problem. Next, we prove optimality.

Let \bar{K}^* be an optimal solution to Problem 2.3. Using Lemma 4.10, $\mathcal{S}(\bar{K}^*)$ is a feasible solution to set multi-covering problem. From Step 5 of Algorithm 4.2 we know that $\|\bar{K}\|_0 = |\mathcal{S}(\bar{K}^*)|$, where $|D|$ denoted cardinality of set D . Using contradiction, we now prove that $\mathcal{S}(\bar{K}^*)$ is an optimal solution to the MSMC problem. Assume $\mathcal{S}(\bar{K}^*)$ is not an optimal solution. Then there exists a solution $\tilde{\mathcal{S}} \subseteq \mathcal{P}$ such that $|\tilde{\mathcal{S}}| < |\mathcal{S}(\bar{K}^*)|$ and satisfies $\cup_{S_i \in \tilde{\mathcal{S}}} S_i = \mathcal{U}$ and each element in \mathcal{U} is covered at least α times. With respect to $\tilde{\mathcal{S}}$, define \tilde{K} , where $\tilde{K}_{ij} = \star$ if $S_j \in \tilde{\mathcal{S}}$. From Lemma 4.10, \tilde{K} is a solution to Problem 2.3. Further, $|\tilde{\mathcal{S}}| < |\mathcal{S}(\bar{K}^*)|$ implies $\|\tilde{K}\|_0 < \|\bar{K}^*\|_0$. This is a contradiction as \bar{K}^* is an optimal solution to Problem 2.3. This proves that $\mathcal{S}(\bar{K}^*)$ is an optimal solution to Problem 2.3.

(ii) To prove (ii), we first give the computational complexity of Algorithm 4.2. Steps 2, 3 and 5 has complexity $O(N)$, and Step 4 has complexity $O(Nr)$. Here, $N = n$ and $r = p = O(n)$. Hence total complexity of Algorithm 4.2 is $O(n^2)$. Thus Algorithm 4.2 gives a polynomial time reduction of minimum set multi-covering problem to an instance of Problem 2.3 such that optimal solution to Problem 2.3 gives an optimal solution to MSMC problem (from Theorem 4.11). Moreover, the structured system \bar{A} constructed in Algorithm 4.2 is structurally cyclic (all state nodes are spanned by disjoint cycles). Hence Problem 2.3 is NP-hard for structurally cyclic systems. This completes the proof. \square

Now we present the inapproximability⁴ result of Problem 2.3.

Theorem 4.12. *Consider the MSMC problem $(\mathcal{U}, \mathcal{P}, \alpha)$ and the structured system $(\bar{A}, \bar{B}, \bar{C})$ constructed using Algorithm 4.2. Then, (i) for any $\varepsilon \geq 1$, if there exists a ε -optimal solution to Problem 2.3, then there exists a ε -optimal solution*

⁴A Δ -optimal approximation algorithm is an algorithm whose solution value is at most Δ times that of the actual optimum value.

to the MSMC problem, (ii) Problem 2.3 is inapproximable to $(1 - o(1)) \log n$, where n denotes the system dimension.

Proof. (i) Recall that \bar{K}^* is an optimal solution to Problem 2.3 and let \mathcal{S}^* be an optimal solution to Problem 4.9. To prove (i), we need to show that if $\bar{K}' \in \mathcal{K}_\gamma$ and $\|\bar{K}'\|_0 \leq \varepsilon \|\bar{K}^*\|_0$, then $|\mathcal{S}(\bar{K}')| \leq \varepsilon |\mathcal{S}^*|$. Note that $\|\bar{K}'\|_0 = |\mathcal{S}(\bar{K}')|$ and $\|\bar{K}^*\|_0 = |\mathcal{S}(\bar{K}^*)|$ (see Step 5). Thus $|\mathcal{S}(\bar{K}')| \leq \varepsilon |\mathcal{S}(\bar{K}^*)|$. By Theorem 4.11 (i), $\mathcal{S}(\bar{K}^*)$ is an optimal solution to Problem 4.9. This implies $|\mathcal{S}(\bar{K}^*)| = |\mathcal{S}^*|$. Thus $|\mathcal{S}(\bar{K}')| \leq \varepsilon |\mathcal{S}^*|$.

(ii) From Theorem 4.12 (i), for any $\varepsilon \geq 1$, if there exists an ε -optimal solution to Problem 2.3 then there exists an ε -optimal solution to the MSMC problem. The MSMC problem is inapproximable to factor $(1 - o(1)) \log n$, as the minimum set cover problem [30], [31] is a special case of MSMC problem for $\alpha = 1$. Thus Problem 2.3 is inapproximable to $(1 - o(1)) \log n$. This completes the proof. \square

We conclude that Problem 2.3 is NP-hard and also inapproximable to factor $(1 - o(1)) \log n$ for general systems as well as structurally cyclic systems. Table I summarizes the complexity results obtained in this paper for different cases of Problem 2.2 and Problem 2.3. In the next section, we provide an approximation algorithm to solve Problem 2.3 for a special graph topology of practical importance.

5. APPROXIMATION ALGORITHM FOR SPARSEST RESILIENT FEEDBACK DESIGN PROBLEM FOR BACK-EDGE FEEDBACK STRUCTURE

In this section, we propose an *order optimal*, $O(\log n)$, approximation algorithm for the sparsest resilient feedback design problem for structurally cyclic systems with a special feedback structure so-called *back-edge* feedback structure. We assume that the feedback matrix satisfies a structural constraint that all feedback edges (y_j, u_i) 's are such that there exists a directed path from input u_i to output y_j in $\mathcal{D}(\bar{A}, \bar{B}, \bar{C})$. In other words, an output from a state is fed back to an input which can directly or indirectly influence the state associated with that output. We refer to a feedback structure that satisfies this constraint as *back-edge* feedback structure. Back-edge feedback structure is applicable in various networks that include hierarchical networks and multi-agent systems in which the state measurement is fed back to the leader agent. The hierarchical network structure is common in real-life networks [32]. A power distribution system follows a hierarchical network structure and finding an optimal resilient control strategy aims towards designing a least cost feedback pattern to maintain the system parameters such as voltages and frequency at different layers of the network at specified levels even under adversarial conditions [33], [34]. There is a wide class of practically important systems called *self-damped* systems [28] that are structurally cyclic, for example, consensus dynamics in multi-agent systems and epidemic dynamics.

For structurally cyclic systems with back-edge feedback structure, we propose a polynomial time algorithm to find an approximate solution to Problem 2.3 with an optimal approximation ratio. We describe below the graph topology considered in this section.

Consider a digraph $\mathcal{D}_G = (V_G, E_G)$ and let $v_i \in V_G$ and $v_j \in V_G$ be such that there exists a directed path from v_i to v_j . Then

Table I: Algorithmic complexity results of the optimal feedback selection problem

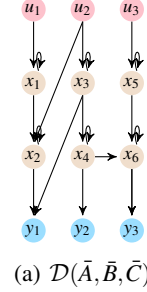
| Problem | Problem 2.2 | Problem 2.3 |
|------------------------------------|-------------|-------------|
| Graph topology | | |
| Irreducible $\mathcal{D}(\bar{A})$ | NP-complete | NP-hard |
| Structurally cyclic systems | P | NP-hard |

Algorithm 5.1 Pseudo-code for reducing Problem 2.3 to an instance of MSMC problem

Input: Structured system $(\bar{A}, \bar{B}, \bar{C})$ and a constant γ

Output: MSMC problem $(\mathcal{U}, \mathcal{P}, \alpha)$

- 1: Let $\{x_1, \dots, x_n\}$ be the state nodes, $\{u_1, \dots, u_m\}$ be input nodes, and $\{y_1, \dots, y_p\}$ be output nodes
- 2: Define $\bar{K} := \{\bar{K}_{ij} = \star : u_i \text{ is ancestor of } y_j \text{ in } \mathcal{D}(\bar{A}, \bar{B}, \bar{C})\}$
- 3: Let E_K be the set of feedback edges corresponding to \bar{K}
- 4: Define universe $\mathcal{U} \leftarrow \{x_1, \dots, x_n\}$
- 5: Define set $\mathcal{P} \leftarrow \{\mathcal{S}_1, \dots, \mathcal{S}_{|E_K|}\}$
- 6: **for** $e_d = (y_j, u_i) \in E_K$ **do**
- 7: $\mathcal{S}_d := \{x_a : x_a \text{ lies in some directed path from } u_i \text{ to } y_j\}$
- 8: **end for**
- 9: $\alpha \leftarrow \gamma + 1$
- 10: Given a solution \mathcal{S}' to the MSMC problem for $(\mathcal{U}, \mathcal{P}, \alpha)$, define feedback matrix selected under \mathcal{S}' , $\bar{K}(\mathcal{S}') := \{\bar{K}(\mathcal{S}')_{ij} = \star : \mathcal{S}_d \in \mathcal{S}' \text{ and } e_d = (y_j, u_i)\}$



(a) $\mathcal{D}(\bar{A}, \bar{B}, \bar{C})$

$$\begin{aligned} \mathcal{U} &= \{x_1, x_2, x_3, x_4, x_5, x_6\}, \\ \mathcal{S}_1 &= \{x_1, x_2\}, \mathcal{S}_2 = \{x_3\}, \\ \mathcal{S}_3 &= \{x_3, x_4\}, \mathcal{S}_4 = \{x_5, x_6\}, \\ \mathcal{S}_5 &= \{x_3, x_4, x_6\}, \mathcal{S}_6 = \{x_2\} \end{aligned}$$

(b) MSMC problem

Figure 5: The MSMC problem instance $(\mathcal{U}, \mathcal{P}, \alpha)$ constructed for a structured system digraph $\mathcal{D}(\bar{A}, \bar{B}, \bar{C})$ using Algorithm 5.1 is shown in the figure (a) and (b).

v_i is referred to as an *ancestor* of v_j and v_j as a *descendant* of v_i . Now we give the following assumption.

Assumption 1. Consider a structured system $(\bar{A}, \bar{B}, \bar{C})$. The feedback matrices for $(\bar{A}, \bar{B}, \bar{C})$ are constrained in such a way that a feedback edge (y_j, u_i) is feasible only if u_i is an ancestor of y_j in the digraph $\mathcal{D}(\bar{A}, \bar{B}, \bar{C})$.

Consider the structured system $(\bar{A}, \bar{B}, \bar{C})$ constructed using Algorithm 4.2. The feedback matrix for the constructed $(\bar{A}, \bar{B}, \bar{C})$ satisfies Assumption 1, i.e., feedback edge (y_j, u_i) is feasible only if u_i is an ancestor of y_j in the digraph $\mathcal{D}(\bar{A}, \bar{B}, \bar{C})$. Moreover, all the state nodes in the structured system are spanned by disjoint union of cycles and hence the system is structurally cyclic. A schematic diagram that shows this special feedback structure is given in Figure 4. The following theorem is an immediate consequence of Theorem 4.11.

Corollary 5.1. Consider a structurally cyclic structured system $(\bar{A}, \bar{B}, \bar{C})$. Let Assumption 1 holds. Then, Problem 2.3 is NP-hard for structured systems with this graph topology.

Now we propose an approximation algorithm for solving Problem 2.3 for a structured system $(\bar{A}, \bar{B}, \bar{C})$ under Assumption 1. First, we propose an algorithm to reduce the general instance of Problem 2.3 for a structured system satisfying Assumption 1 to an instance of minimum set multi-covering problem.

Given a general instance of the structured system $(\bar{A}, \bar{B}, \bar{C})$ satisfying Assumption 1 and a constant γ , we construct an instance of the MSMC problem $(\mathcal{U}, \mathcal{P}, \alpha)$ using Algorithm 5.1. Let $\{x_1, \dots, x_n\}$ be the state nodes, $\{u_1, \dots, u_m\}$ be the input nodes, and $\{y_1, \dots, y_p\}$ be the output nodes of the structured

system (Step 1). Define \bar{K} such that $\bar{K}_{ij} = \star$ only if there exists a directed path from u_i to y_j in $\mathcal{D}(\bar{A}, \bar{B}, \bar{C})$ (Step 2). Thus the edge set E_K corresponding to \bar{K} consists of all feedback edges that satisfy Assumption 1 (Step 3). Now we define the universe \mathcal{U} such that it contains all state nodes $\{x_1, \dots, x_n\}$ (Step 4). The set \mathcal{P} consists of sets $\mathcal{S}_1, \dots, \mathcal{S}_{|E_K|}$, where set \mathcal{S}_d corresponds to a feedback edge $e_d = (y_j, u_i)$ (Step 5). The set \mathcal{S}_d consists of those elements in the universe that corresponds to state nodes in $\mathcal{D}(\bar{A}, \bar{B}, \bar{C})$ that lie in some directed path from u_i to y_j (Step 7). Note that there may be multiple paths from u_i to y_j as shown in Figure 5. For a solution \mathcal{S}' to the MSMC problem for $(\mathcal{U}, \mathcal{P}, \alpha)$, we define feedback matrix $\bar{K}(\mathcal{S}')$ (Step 10). Here $\bar{K}(\mathcal{S}')$ consists of all those feedback edges that correspond to sets in \mathcal{S}' under the definition given in Step 7. An illustrative example demonstrating the construction of MSMC problem for a given instance of a structured system $(\bar{A}, \bar{B}, \bar{C})$ is given in Figure 5.

Lemma 5.2. Consider a structurally cyclic structured system $(\bar{A}, \bar{B}, \bar{C})$ and a constant γ . Let Assumption 1 holds and $(\mathcal{U}, \mathcal{P}, \alpha)$ be the MSMC problem constructed using Algorithm 5.1. Then, \mathcal{S}' is a solution to the MSMC problem if and only if the feedback matrix $\bar{K}(\mathcal{S}')$ selected under \mathcal{S}' is a solution to Problem 2.3.

Proof. As the system is structurally cyclic condition b) in Proposition 3.2 is satisfied without using any feedback edges and only condition a) has to be satisfied.

Only-if part: Here we assume that \mathcal{S}' is a solution to the MSMC problem and prove that $\bar{K}(\mathcal{S}')$ is a solution to Prob-

lem 2.3. We prove this using contradiction. Assume that $\bar{K}(S')$ is not a solution to Problem 2.3. Since $\mathcal{B}(\bar{A})$ has a perfect matching, condition b) of Proposition 3.2 is satisfied without using any feedback edge. Thus $\bar{K}(S')$ must violate condition a) after removing some γ feedback links. There exists a state node, say x_q , that lies in an SCC in $\mathcal{D}(\bar{A}, \bar{B}, \bar{C}, \bar{K}(S'))$ with less than $\gamma + 1$ feedback links. Notice that $\bar{K}(S')$ consists of feedback edges corresponding to all the sets in S' . From the construction (Step 7), set \mathcal{S}_d consists of all state nodes which lie in some directed path from u_i to y_j in $\mathcal{D}(\bar{A}, \bar{B}, \bar{C})$. Thus in $\mathcal{D}(\bar{A}, \bar{B}, \bar{C})$ there are less than γ different directed paths from some input node to some output node through x_q . Hence the element x_q is covered less than α times by the cover S' as $\alpha = \gamma + 1$. This is a contradiction as S' is a solution to the MSMC problem. This completes the only-if part.

If part: Here we assume that $\bar{K}(S')$ is a solution to Problem 2.3 and prove that S' is a solution to the MSMC problem. We prove this using contradiction. Assume S' is not a solution to Problem 4.9. Then there exists an element x_q which is covered less than $\gamma + 1$ times by the cover S' (since $\alpha = \gamma + 1$). So S' consists of less than $\gamma + 1$ sets which contain x_q . By the construction of sets \mathcal{S}_d (Step 7), \mathcal{S}_d consists of all state nodes that lie in some directed path in $\mathcal{D}(\bar{A}, \bar{B}, \bar{C})$ from input u_i to output y_j for $e_d = (y_j, u_i)$. So in $\mathcal{D}(\bar{A}, \bar{B}, \bar{C})$ there are less than $\gamma + 1$ different directed paths from some input node to some output node through x_q . Notice that $\bar{K}(S')$ consists of feedback edges corresponding to all the sets in S' . Thus state node x_q lies in an SCC in $\mathcal{D}(\bar{A}, \bar{B}, \bar{C}, \bar{K}(S'))$ with less than $\gamma + 1$ feedback links. So after removing γ feedback links, condition a) of proposition 3.2 is violated. This is a contradiction as $\bar{K}(S')$ is a solution to Problem 2.3. This completes the if-part. \square

Theorem 5.3. Consider a structurally cyclic structured system $(\bar{A}, \bar{B}, \bar{C})$ and a constant γ . Let Assumption 1 holds and $(\mathcal{U}, \mathcal{P}, \alpha)$ be the MSMC problem constructed using Algorithm 5.1. Let S^* be an optimal solution to MSMC problem and $\bar{K}(S^*)$ be the feedback matrix selected under S^* . Then,

- (i) $\bar{K}(S^*)$ is an optimal solution to Problem 2.3, and
- (ii) For every $\varepsilon \geq 1$, if there exists a ε -optimal solution to MSMC problem, then there exists a ε -optimal solution to the Problem 2.3, i.e., $|S^*| \leq \varepsilon |S^*|$ implies $\|\bar{K}\|_0 \leq \varepsilon \|\bar{K}^*\|_0$, where S^* is an optimal solution to MSMC problem and \bar{K}^* is an optimal solution to Problem 2.3.

Proof. (i) Given S^* is an optimal solution to Problem 4.9. By Lemma 5.2, $\bar{K}(S^*)$ is a feasible solution to Problem 2.3. Now we prove optimality of $\bar{K}(S^*)$ using contradiction. Assume that $\bar{K}(S^*)$ is not an optimal solution to Problem 2.3. Then there exists a solution to Problem 2.3, say \bar{K}^1 , such that $\|\bar{K}^1\|_0 < \|\bar{K}(S^*)\|_0$. Consider $S^1 := \{S_j : S_j \text{ consists of } x_q \text{'s which lie in some directed path from } u_i \text{ to } y_j \text{ if } \bar{K}_{ij}^1 = \star\}$. Here, $\|\bar{K}^1\|_0 = |S^1|$. From Lemma 5.2, S^1 is a feasible solution to MSMC problem. As $\|\bar{K}^1\|_0 < \|\bar{K}(S^*)\|_0$, $|S^1| < |S^*|$. This is a contradiction as S^* is an optimal solution. Hence $\bar{K}(S^*)$ is an optimal solution to Problem 2.3.

(ii) Let S^* be an optimal solution to the MSMC problem. Given $|S^*| \leq \varepsilon |S^*|$ and we need to show that $\|\bar{K}\|_0 \leq \varepsilon \|\bar{K}^*\|_0$. From Step 10 of Algorithm 5.1 we get $\|\bar{K}\|_0 = |S^*|$. As $|S^*| \leq \varepsilon |S^*|$, $\|\bar{K}\|_0 = |S^*| \leq \varepsilon |S^*| = \varepsilon \|\bar{K}^*\|_0$. Moreover, from Theorem 5.3 (i), $\bar{K}(S^*)$ selected under S^* is an optimal solu-

tion to Problem 2.3. Hence $\|\bar{K}\|_0 = \|\bar{K}^*\|_0$ and $\|\bar{K}\|_0 \leq \varepsilon \|\bar{K}^*\|_0$. This completes the proof. \square

Theorem 5.3 proves that if one can find an approximate solution to the MSMC problem, then it gives an approximate solution to Problem 2.3.

Theorem 5.4. Consider a structurally cyclic structured system $(\bar{A}, \bar{B}, \bar{C})$ and a constant γ . Let Assumption 1 holds and $(\mathcal{U}, \mathcal{P}, \alpha)$ be the MSMC problem constructed using Algorithm 5.1. Then, Problem 2.3 is approximable to $O(\log n)$ in polynomial time.

Proof. To prove this, we first give the complexity of Algorithm 5.1. Finding a directed path between an input and an output has $O(n)$ complexity. The possible number of paths is at most mp and $m = p = O(n)$. Thus the complexity of Step 2 is $O(n^3)$. Step 4 has complexity $O(n)$. Steps 5-8 are of complexity $O(|E_K|)$ which is $O(mp)$. In general $m = p = O(n)$. Remaining steps are of linear complexity. Thus Steps 1-8 have complexity $O(n^3)$. Thus Algorithm 5.1 gives a polynomial time reduction of Problem 2.3 for a structured system that satisfies Assumption 1 to an instance of the MSMC problem in $O(n^3)$ operations.

From Theorem 5.3 (ii), an ε -optimal solution to MSMC problem gives an ε -optimal solution to Problem 2.3, for any $\varepsilon \geq 1$. There exists a polynomial time algorithm to solve MSMC problem which gives $O(\log n)$ -optimal solution [35, Theorem 5.2]. Now using Algorithm 5.1 in this paper and Algorithm 5.2 given in [35], Problem 2.3 is approximable to $O(\log n)$ in polynomial time. \square

Theorem 5.4 thus concludes that Problem 2.3 is approximable to factor $O(\log n)$ for structured systems satisfying Assumption 1 in polynomial time.

In the next section, we provide an algorithm to solve Problem 2.2 when $D(\bar{A})$ is irreducible.

6. ALGORITHM FOR FEEDBACK RESILIENT VERIFICATION PROBLEM

In this section, we propose an algorithm to solve Problem 2.2 for irreducible systems. Note that, Problem 2.2 is NP-complete even for irreducible systems (Corollary 4.5). The proposed algorithm is computationally efficient for smaller values of γ . Typically, while attacking cyber-physical systems the attacker targets few links due to resource and infrastructure constraints and to remain undetected by the system. Henceforth, the following assumption holds.

Assumption 2. For the structured system $(\bar{A}, \bar{B}, \bar{C}, \bar{K})$, the digraph $\mathcal{D}(\bar{A})$ is irreducible.

If $\mathcal{D}(\bar{A})$ is irreducible, then only one feedback link is enough to satisfy condition a) in Proposition 3.2. Thus the class of irreducible systems satisfies the no-SFMs criteria if the system bipartite graph $\mathcal{B}(\bar{A}, \bar{B}, \bar{C}, \bar{K})$ has a perfect matching and $\mathcal{D}(\bar{A}, \bar{B}, \bar{C}, \bar{K})$ has at least one feedback link present in it. Hence, Problem 2.2 for irreducible systems boils down to checking the existence of a perfect matching in $\mathcal{B}(\bar{A}, \bar{B}, \bar{C}, \bar{K})$ after the failure of any γ feedback links. However, if there exists a perfect matching in $\mathcal{B}(\bar{A}, \bar{B}, \bar{C}, \bar{K})$ that uses no feedback links, then condition b) in Proposition 3.2 is satisfied without using any feedback edge: in such a case, any one feedback

Algorithm 6.1 Pseudocode to verify resilience of bipartite graph $\mathcal{B}_1 = (V_1, \tilde{V}_1, \mathcal{E}_1)$ for any one edge removal from set S_1

Input: Bipartite graph $\mathcal{B}_1 = (V_1, \tilde{V}_1, \mathcal{E}_1)$ and set $S_1 \subset \mathcal{E}_1$
Output: True or False

- 1: Define cost function, $c_0(e) \leftarrow \begin{cases} 1, & \text{for } e \in S_1, \\ 0, & \text{otherwise.} \end{cases}$
- 2: Find min-cost perfect matching in \mathcal{B}_1 using c_0 , say M_0
- 3: Define $F_0 := M_0 \cap S_1$, where $F_0 = \{f_1, \dots, f_\ell\}$
- 4: Define $result \leftarrow \text{True}$
- 5: **for** $i = 1$ to ℓ , $i++$ **do**
- 6: Check for existence of perfect matching in \mathcal{B}_1 after removing edge f_i
- 7: **if** matching does not exist **then**
- 8: $result \leftarrow \text{False}$, go to Step 11
- 9: **end if**
- 10: **end for**
- 11: **return** $result$

edge is sufficient to satisfy the no-SFM criteria and the system is resilient for any $\gamma < |\mathcal{E}_K|$. Thus, the case where all perfect matchings in $\mathcal{B}(\bar{A}, \bar{B}, \bar{C}, \bar{K})$ have at least one feedback edge is of interest and considered here.

In this section, we discuss our approach to solve Problem 2.2. If a system is resilient to failure of any γ feedback links, then it is resilient to failure of any set of feedback links of cardinality less than γ . Thus, to solve Problem 2.2 it is enough to verify if the system is resilient to failure of any γ feedback links. Problem 2.2 is NP-complete for a general γ . As $m = O(n)$ and $p = O(n)$, the number of feedback links is $O(n^2)$. So there are $\binom{n^2}{\gamma}$ bipartite graphs possible for removal of any γ feedback links. The exhaustive search-based technique requires checking perfect matching in $\binom{n^2}{\gamma}$ bipartite graphs which is exponential in n^2 and the complexity is huge even for small γ as n is large for complex systems. We now present an algorithm to solve Problem 2.2 with a significant saving in computations when compared to the exhaustive search-based approach.

A. Algorithm and Results for $\gamma = 1$

This subsection elaborates an algorithm for solving Problem 2.2 when the possible number of breakages are at most one, i.e., $\gamma = 1$. An exhaustive search-based technique to solve this case involves removing each of the feedback edges individually from \mathcal{E}_K and then checking for the existence of perfect matching in the new bipartite graph for each of this case. Note that, the number of feedback links is $O(n^2)$: exhaustive search-based technique requires verifying $O(n^2)$ cases. We present a scheme where only $O(n)$ cases have to be verified.

The pseudocode of the proposed algorithm is given in Algorithm 6.1. It takes as input a bipartite graph $\mathcal{B}_1 = (V_1, \tilde{V}_1, \mathcal{E}_1)$ and an edge set $S_1 \subseteq \mathcal{E}_1$, and outputs if \mathcal{B}_1 has a perfect matching for every one edge removal from S_1 . We define cost function c_0 on the edges in \mathcal{B}_1 as shown in Step 1. Let M_0 denotes a minimum cost perfect matching in \mathcal{B}_1 under cost function c_0 (Step 2). Note that, if $\mathcal{B}_1 = \mathcal{B}(\bar{A}, \bar{B}, \bar{C}, \bar{K})$ and $S_1 = \mathcal{E}_K$, then the number of feedback edges in M_0 is the least

number of feedback edges required to have a perfect matching in $\mathcal{B}(\bar{A}, \bar{B}, \bar{C}, \bar{K})$. Let $F_0 := M_0 \cap S_1$, where $F_0 = \{f_1, \dots, f_\ell\}$ (Step 3). In Step 4, we initialize $result$ variable to ‘True’. In iteration i of the **for** loop, the algorithm checks if there exists a perfect matching in \mathcal{B}_1 after removing edge f_i (Step 6). If a matching does not exist, then it outputs ‘False’ (Step 8). On the other hand, if a matching exists, then the algorithm proceeds with the removal of the next edge in F_0 . Finally, it returns $result$ as the output.

For a given structured system, the theorem below proves that Algorithm 6.1 solves Problem 2.2 for $\gamma = 1$. Further, we also give the complexity of Algorithm 6.1.

Theorem 6.1. Consider a closed-loop structured system $(\bar{A}, \bar{B}, \bar{C}, \bar{K})$. Let Assumption 2 holds. Algorithm 6.1, which takes as input the bipartite graph \mathcal{B}_1 and edge set S_1 , outputs solution to Problem 2.2 for $\gamma = 1$ for $\mathcal{B}_1 = \mathcal{B}(\bar{A}, \bar{B}, \bar{C}, \bar{K})$ and $S_1 = \mathcal{E}_K$. Also, the complexity of Algorithm 6.1 is $O(n^{3.5})$, where n denotes the number of states in the system.

Proof. Here, $F_0 = M_0 \cap \mathcal{E}_K$. This implies $M_0 \cap \{\mathcal{E}_K \setminus F_0\} = \emptyset$. Thus for any one edge removal from $\mathcal{E}_K \setminus F_0$, the system $(\bar{A}, \bar{B}, \bar{C}, \bar{K})$ is resilient (since perfect matching M_0 exists). Hence it is enough to check if there exists a perfect matching in $\mathcal{B}(\bar{A}, \bar{B}, \bar{C}, \bar{K})$ for every one edge removal from F_0 . Note that, $|F_0| = \ell \geq 1$, otherwise the system is always resilient. In each iteration of the **for** loop of Algorithm 6.1, we remove an edge from F_0 and check for the existence of a perfect matching. If a perfect matching does not exist, then the algorithm concludes that the system is not one edge resilient. On the other hand, if there exists a perfect matching for every one edge removal from F_0 , then the algorithm concludes that the system is resilient to any one edge removal from F_0 . Hence Algorithm 6.1 solves Problem 2.2 for $\gamma = 1$.

Finding minimum cost perfect matching in $\mathcal{B}(\bar{A}, \bar{B}, \bar{C}, \bar{K})$ has complexity $O(n^3)$ [24]. In every iteration, Algorithm 6.1 finds a perfect matching. Note that the maximum number of iterations is ℓ . Further, $m = O(n)$, $p = O(n)$ together implies $\ell = O(n)$. Finding perfect matching in $\mathcal{B}(\bar{A}, \bar{B}, \bar{C}, \bar{K})$ has complexity $O(n^{2.5})$ [24]. All the other steps are of linear complexity. Hence complexity of Algorithm 6.1 is $O(n^{3.5})$. \square

B. Algorithm and Results for $\gamma = 2$

In this subsection, we present an algorithm to solve Problem 2.2 for $\gamma = 2$ and then prove its correctness and complexity.

The pseudocode of the proposed algorithm is given in Algorithm 6.2. It takes as input a bipartite graph $\mathcal{B}_2 = (V_2, \tilde{V}_2, \mathcal{E}_2)$ and an edge set $S_2 \subseteq \mathcal{E}_2$, and outputs if \mathcal{B}_2 has a perfect matching for removal of any two edges from S_2 .

Steps 1-4: We define a cost function c_2 on the edges in \mathcal{B}_2 as shown in Step 1. Let M_2 denotes a minimum cost perfect matching in \mathcal{B}_2 under c_2 . Note that, for $\mathcal{B}_2 = \mathcal{B}(\bar{A}, \bar{B}, \bar{C}, \bar{K})$ and $S_2 = \mathcal{E}_K$, the number of feedback edges in M_2 is the least number of feedback edges required to obtain a perfect matching in $\mathcal{B}(\bar{A}, \bar{B}, \bar{C}, \bar{K})$. Let $F_2 := M_2 \cap S_2$, where $F_2 = \{f_1, \dots, f_{\ell_2}\}$. We initialize variables $result_1$ and $result_2$ to ‘True’.

Steps 5-12: In each iteration, the algorithm checks if there exists a perfect matching in \mathcal{B}_2 after removing two edges, say f_i and f_j , from F_2 . If a matching does not exist after removing

Algorithm 6.2 Pseudocode to verify resilience of bipartite graph \mathcal{B}_2 for removal of any two edges from set S_2

Input: Bipartite graph $\mathcal{B}_2 = (V_2, \tilde{V}_2, \mathcal{E}_2)$ and set $S_2 \subset \mathcal{E}_2$
Output: True or False

- 1: Define cost function, $c_2(e) \leftarrow \begin{cases} 1, & \text{for } e \in S_2, \\ 0, & \text{otherwise.} \end{cases}$
- 2: Find min-cost perfect matching in \mathcal{B}_2 using c_2 , say M_2
- 3: Define $F_2 := M_2 \cap S_2$, where $F_2 = \{f_1, \dots, f_{\ell_2}\}$
- 4: Define $result_1 \leftarrow \text{True}$ and $result_2 \leftarrow \text{True}$
- 5: **for** $i = 1$ to ℓ_2 , $i++$ **do**
- 6: **for** $j = i+1$ to ℓ_2 , $j++$ **do**
- 7: Check for existence of perfect matching in \mathcal{B}_2 after removing edges f_i and f_j
- 8: **if** perfect matching does not exist **then**
- 9: $result_1 \leftarrow \text{False}$, go to Step 21
- 10: **end if**
- 11: **end for**
- 12: **end for**
- 13: **for** $i = 1$ to ℓ , $i++$ **do**
- 14: Define $\mathcal{B}_2^i = (V_2, \tilde{V}_2, \mathcal{E}_2 \setminus \{f_i\})$
- 15: Apply Algorithm 6.1 with $\mathcal{B}_1 = \mathcal{B}_2^i$ and $S_1 = S_2 \setminus F_2$
- 16: $result_2 \leftarrow$ Output of Algorithm 6.1
- 17: **if** $result_2 = \text{False}$ **then**
- 18: Go to Step 21
- 19: **end if**
- 20: **end for**
- 21: return True if both $result_1$ and $result_2$ are True and False otherwise.

a pair $\{f_i, f_j\} \in F_2$, then the algorithm sets $result_1$ to False and goes to Step 21 and outputs ‘False’. On the other hand, if a matching exists for removal of each pair of edges from F_2 , then $result_1$ is True. At the end of Step 12, if $result_1$ is True, then \mathcal{B}_2 has a perfect matching for removal of any two edges from F_2 and Algorithm 6.2 proceeds to Step 13.

Steps 13-21: In iteration i of the **for** loop, the algorithm removes an edge $f_i \in F_2$ from \mathcal{B}_2 . The modified graph is denoted by \mathcal{B}_2^i . Then, we run Algorithm 6.1 with inputs \mathcal{B}_2^i and $S_2 \setminus F_2$ to check if there exists a perfect matching for a failure of one edge from F_2 and one edge from $S_2 \setminus F_2$. If Algorithm 6.1 outputs ‘False’, then we proceed to Step 21 of Algorithm 6.2 and return ‘False’ as the output. On the other hand, if Algorithm 6.1 outputs ‘True’, for all possible \mathcal{B}_2^i ’s, then we return ‘True’ as the output of Algorithm 6.2.

For a given structured system, the result below proves that Algorithm 6.2 solves Problem 2.2 for $\gamma = 2$. Further, we also give the complexity of Algorithm 6.2.

Theorem 6.2. Consider a closed-loop structured system $(\bar{A}, \bar{B}, \bar{C}, \bar{K})$. Let Assumption 2 holds. Algorithm 6.2, which takes as input a bipartite graph \mathcal{B}_2 and edge set S_2 , outputs solution to Problem 2.2 for $\gamma = 2$ for $\mathcal{B}_2 = \mathcal{B}(\bar{A}, \bar{B}, \bar{C}, \bar{K})$ and $S_2 = \mathcal{E}_K$. Also, the complexity of Algorithm 6.2 is $O(n^{4.5})$, where n denotes the number of states in the system.

Proof. The structured system $(\bar{A}, \bar{B}, \bar{C}, \bar{K})$ is resilient for $\gamma = 2$, if $\mathcal{B}(\bar{A}, \bar{B}, \bar{C}, \bar{K})$ has a perfect matching for removal of any two edges from \mathcal{E}_K . With inputs $\mathcal{B}(\bar{A}, \bar{B}, \bar{C}, \bar{K})$ and \mathcal{E}_K to

Algorithm 6.2, M_2 is a perfect matching in $\mathcal{B}(\bar{A}, \bar{B}, \bar{C}, \bar{K})$ and $F_2 \subseteq \mathcal{E}_K$. Then, removal of any two feedback edges can be done in the following ways: (a) both edges from set F_2 , (b) one edge from F_2 and the another from $\mathcal{E}_K \setminus F_2$, and (c) both edges from set $\mathcal{E}_K \setminus F_2$. For the system $(\bar{A}, \bar{B}, \bar{C}, \bar{K})$ to be resilient for $\gamma = 2$, $\mathcal{B}(\bar{A}, \bar{B}, \bar{C}, \bar{K})$ must have perfect matching for all these cases.

Case (a): For $\mathcal{B}_2 = \mathcal{B}(\bar{A}, \bar{B}, \bar{C}, \bar{K})$ and $S_2 = \mathcal{E}_K$, Steps 5-12 of Algorithm 6.2 checks for existence of perfect matching in $\mathcal{B}(\bar{A}, \bar{B}, \bar{C}, \bar{K})$ for removal of every pair of edges from F_2 . If there exists no perfect matching after removing some pair of edges in F_2 , then the algorithm sets $result_1$ to ‘False’ and concludes in Step 21 that the system is not resilient.

Case (b): For $\mathcal{B}_2 = \mathcal{B}(\bar{A}, \bar{B}, \bar{C}, \bar{K})$ and $S_2 = \mathcal{E}_K$, Steps 13-21 of Algorithm 6.2 checks if the system $(\bar{A}, \bar{B}, \bar{C}, \bar{K})$ is resilient to removal of any edge $f_i \in F_2$ and the other edge from $\mathcal{E}_K \setminus F_2$. Recall that here \mathcal{B}_2^i is obtained after removing edge f_i from $\mathcal{B}(\bar{A}, \bar{B}, \bar{C}, \bar{K})$. If for any \mathcal{B}_2^i there does not exist a perfect matching, then $result_2$ is set to False. Thus Algorithm 6.2 concludes if the system is resilient to any two edge removal for case (b) precisely.

Case (c): As $M_2 \cap \{\mathcal{E}_K \setminus F_2\} = \emptyset$, for removal of any two edges from $\mathcal{E}_K \setminus F_2$, matching M_2 exists. Hence the system is resilient to the removal of any two edges for this case. So, case (c) requires no verification.

In the end, the algorithm outputs ‘True’ if both $result_1$ and $result_2$ are True, i.e., returns True if $\mathcal{B}(\bar{A}, \bar{B}, \bar{C}, \bar{K})$ has perfect matching for both case (a) and case (b). If there exists no perfect matching in either case (a) or in case (b), then the output of Algorithm 6.2 is ‘False’. This proves the correctness of Algorithm 6.2 to solve Problem 2.2 for $\gamma = 2$.

Finding minimum cost perfect matching in $\mathcal{B}(\bar{A}, \bar{B}, \bar{C}, \bar{K})$ has complexity $O(n^3)$. Here, $\ell_2 = O(n)$. For case (a) there are $O(n^2)$ possible pair of edges and for every possible pair of edge removal, we check if there exists a perfect matching. The time complexity to find perfect matching is $O(n^{2.5})$. So the time complexity for case (a) is $O(n^{4.5})$. In case (b), for every edge removal from F_2 we apply Algorithm 6.1. The time complexity of Algorithm 6.1 is $O(n^{3.5})$ and $|F_2| = O(n)$. So the time complexity for case (b) is $O(n^{4.5})$. All other steps of the algorithm are of linear complexity. Hence the total time complexity of Algorithm 6.2 is $O(n^{4.5})$. \square

C. Algorithm and Results for General γ

In this subsection, we present the key steps of the recursive algorithm to solve Problem 2.2 for general γ . The inputs to the algorithm are bipartite graph $\mathcal{B}_\gamma = (V_\gamma, \tilde{V}_\gamma, \mathcal{E}_\gamma)$ and edge set $S_\gamma \subseteq \mathcal{E}_\gamma$.

Consider a bipartite graph \mathcal{B}_γ and an edge set S_k . Find a perfect matching in \mathcal{B}_γ , say M_γ , that consists of minimum number of edges from S_γ (using a min-cost perfect matching algorithm with non-zero uniform cost on edges in S_γ and 0 cost on other edges). Define $F_\gamma := M_\gamma \cap S_\gamma$ and let $|F_\gamma| = \ell_\gamma$. Removal of γ edges from S_γ can be done in $(\gamma+1)$ ways, case (0), \dots , case (γ), where for case (q) we consider removal of $(\gamma-q)$ edges from F_γ and remaining q edges from $S_\gamma \setminus F_\gamma$.

Step 1: For case (0), check the existence of perfect matching for removal of every possible γ number of edges from F_γ .

Step 2: For case (1), remove $(\gamma-1)$ number of edges from F_γ and apply Algorithm 6.1 with \mathcal{B}_1 as the modified bipartite

graph obtained after removing $(\gamma - 1)$ edges from \mathcal{B}_γ and set S_1 as $S_\gamma \setminus F_\gamma$. This is done for every possible $(\gamma - 1)$ edges.

Step 3: For case (2), remove $(\gamma - 2)$ number of edges from F_γ and apply Algorithm 6.2 with \mathcal{B}_2 as the modified bipartite graph obtained after removing $(\gamma - 2)$ edges from \mathcal{B}_γ and set S_2 as $S_\gamma \setminus F_\gamma$. This is done for every possible $(\gamma - 2)$ edges.

Step 4: We follow the similar lines for case (3) to the case $(\gamma - 1)$. In case (q) , we remove $(\gamma - q)$ number of edges from F_γ and apply the algorithm for $\gamma = q$ with \mathcal{B}_q as the modified bipartite graph obtained after removing $(\gamma - q)$ edges from \mathcal{B}_γ and set S_q as $S_\gamma \setminus F_\gamma$. This is done for every possible $(\gamma - q)$ edges.

Step 5: In case (γ) , as $M_\gamma \cap \{S_\gamma \setminus F_\gamma\} = \emptyset$, for any γ edge removal from $S_\gamma \setminus F_\gamma$ matching M_γ exists.

For $\mathcal{B}_\gamma = \mathcal{B}(\bar{A}, \bar{B}, \bar{C}, \bar{K})$ and $S_\gamma = \mathcal{E}_K$, the above steps solve Problem 2.2 for general γ . The proof of this claim and computational complexity involved is given in Theorem 6.3.

Theorem 6.3. *Consider a closed-loop structured system $(\bar{A}, \bar{B}, \bar{C}, \bar{K})$. Let Assumption 2 holds. Then, Steps 1-5 solves Problem 2.2 when $\mathcal{B}_k = \mathcal{B}(\bar{A}, \bar{B}, \bar{C}, \bar{K})$ and edge set $S_k = \mathcal{E}_K$. Further, the time complexity is $O(2^{\gamma-1} n^{\gamma+2.5})$, where n denotes the number of states in the system.*

Proof. For $\mathcal{B}_\gamma = \mathcal{B}(\bar{A}, \bar{B}, \bar{C}, \bar{K})$ and $S_\gamma = \mathcal{E}_K$, M_γ is a perfect matching in $\mathcal{B}(\bar{A}, \bar{B}, \bar{C}, \bar{K})$ and $F_\gamma \subseteq \mathcal{E}_K$. Removal of any γ edges from \mathcal{E}_K can be done in $(\gamma + 1)$ ways, case (0), ..., case (γ) , where for case (q) we consider removal of $(\gamma - q)$ edges from F_γ and remaining q edges from $\mathcal{E}_K \setminus F_\gamma$. For the system to be resilient, it must have a perfect matching in all of these cases. Steps 1-5 checks for the existence of perfect matching for each of these cases and hence verifies resilience of the system for removal of any γ feedback edges correctly.

Now we prove the complexity of the algorithm. Let the theorem statement be denoted as $P(\gamma)$. We prove the theorem using Strong Induction.

Base step: For $\gamma = 1$, $P(1)$ is the complexity of Algorithm 6.1, which is $O(n^{3.5})$ (Theorem 6.1). Hence $P(\gamma)$ is true for $\gamma = 1$. Induction step: Assume that the statement $P(\gamma)$ is true for $\gamma \in \{1, 2, \dots, q\}$. Now we have to prove that the statement $P(\gamma)$ is true for $\gamma = q + 1$. Consider removal of $q + 1$ links. This can be done in $q + 2$ possible cases as shown in Steps 1-5.

In case (0), we check the existence of perfect matching for removal of every possible $(q + 1)$ number of edges from F_{q+1} . As ℓ_{q+1} is $O(n)$, there are $\binom{n}{q+1}$ possible combinations which is $O(n^{q+1})$ and time complexity to check the existence of perfect matching for each combination is $O(n^{2.5})$, so the time complexity of case (0) is $O(n^{q+3.5})$.

In case (i) , where $i \in \{1, \dots, q\}$, for removal of every possible $(q + 1 - i)$ number of edges from F_{q+1} we apply the algorithm for $\gamma = i$ with \mathcal{B}_i as the modified bipartite graph obtained after removing $(q + 1 - i)$ edges from \mathcal{B}_{q+1} and set S_i as $S_{q+1} \setminus F_{q+1}$. From the strong induction hypothesis, the time complexity of algorithm for $\gamma = i$ is $O(2^{i-1} n^{i+2.5})$. As ℓ_i is $O(n)$, the possible combinations for removing $(q + 1 - i)$ edges from F_{q+1} is $O(n^{q+1-i})$ and hence the total time complexity of case (i) is $O(2^{i-1} n^{q+3.5})$.

Case $(q + 1)$ requires no verification. In addition to these a minimum cost perfect matching algorithm is used which is of complexity $O(n^3)$. Thus, the total time complexity of the algorithm for $\gamma = q + 1$ is

$$\begin{aligned} O(n^{q+3.5}) &+ \sum_{i=1}^q O(2^{i-1} n^{q+3.5}) + O(n^3) \\ &= O(2^q n^{q+3.5}) = O(2^{(q+1)-1} n^{(q+1)+2.5}) \end{aligned}$$

So the statement $P(\gamma)$ is true for $\gamma = q + 1$, whenever it is true for $\gamma \in \{1, \dots, q\}$. Hence by the principle of mathematical induction, the statement $P(\gamma)$ is true for all γ . This concludes the proof. \square

Note that, solving Problem 2.2 using our approach has complexity polynomial in n and exponential in γ , where $\gamma \ll n$. The value of γ is typically small as the attacker will attack fewest number of links to disable the operation of the system on account of the resource and the infrastructure constraints involved in an attack.

Remark 1. For a fixed γ , $2^{\gamma-1}$ is not varying with n . So the time complexity of the algorithm for general γ can be written as $O(n^{\gamma+2.5})$.

Solving Problem 2.2 using an exhaustive search-based technique involves checking existence of perfect matching for $\binom{n^2}{\gamma}$ number of bipartite graphs. Thus the computational complexity of an exhaustive search-based technique is $O(n^{2\gamma+2.5}) = O(n^\gamma n^{\gamma+2.5})$. Our algorithm is computationally efficient than applying a brute-force exhaustive search-based algorithm. When the links under attack are small, the computational efficiency of our approach is better.

7. CONCLUSION

This paper considered the resilience of a large scale closed-loop structured system when subjected to dysfunctional feedback connections. We discussed two problems in this paper: (i) given a structured system, input, output, and feedback matrices, verify whether the closed-loop system retains the arbitrary pole placement property even after the simultaneous failure of any subset of feedback links of cardinality at most γ (*verification problem*) and (ii) given a structured system, input and output matrices, design a sparsest feedback matrix such that the resulting closed-loop system retains the arbitrary pole placement property even after the simultaneous failure of any subset of feedback links of cardinality at most γ (*design problem*).

Firstly, we showed that the verification problem is NP-complete (Theorem 4.4). The complexity of the problem is obtained from a reduction of a known NP-complete problem, the blocker problem. We also showed that the verification problem is NP-complete even when the state digraph of the structured system is irreducible. Subsequently, we proposed an algorithm for solving Problem 2.2 for the class of irreducible structured systems. We first proposed polynomial time algorithms to solve the resilience problem for the case of one edge removal and two edges removal, i.e., $\gamma = 1, 2$, respectively (Algorithms 6.1, 6.2). The correctness and complexity of Algorithms 6.1, 6.2 are also proved in the paper (Theorems 6.1, 6.2). Finally, we considered the general case, where γ is any positive number. For the general case, we proposed a recursive algorithm which is *pseudo-polynomial* in factor γ and proved the correctness (Theorem 6.3). We show that our algorithm performs much better than an exhaustive

search-based algorithm in general and specifically for smaller values of γ .

We proved that the sparsest resilient feedback design problem is NP-hard (Theorem 4.11). The NP-hardness of the problem is obtained from a reduction of a known NP-complete problem, the minimum set multi-covering problem. We also proved that the design problem is inapproximable to factor $(1 - o(1)) \log n$, where n denotes the system dimension (Theorem 4.12). We showed that the design problem is NP-hard for two special cases as well; when the state digraph of the structured system is irreducible and also when all the state nodes in the state digraph are spanned by disjoint cycles (structurally cyclic). We then analyzed structurally cyclic systems with a special feedback structure, so-called back-edge feedback structure, for which the NP-hardness and the inapproximability results hold. A polynomial-time $O(\log n)$ -optimal approximation algorithm to solve the design problem for structurally cyclic systems with back-edge feedback structure is presented by reducing the design problem to minimum set multi-covering problem (Theorem 5.4). Identifying other relevant feedback structures that have computationally efficient solution approach for the verification and the design problem is part of future work. Improving the complexity of the pseudo-polynomial algorithm for solving the verification problem is also part of future work.

REFERENCES

- [1] Y.-Y. Liu, J.-J. Slotine, and A.-L. Barabási, "Controllability of complex networks," *Nature*, vol. 473, no. 7346, pp. 167–173, 2011.
- [2] A. A. Cárdenas, S. Amin, and S. Sastry, "Research challenges for the security of control systems," in *HotSec*, 2008.
- [3] M. D. Ilic, L. Xie, U. A. Khan, and J. M. Moura, "Modeling of future cyber-physical energy systems for distributed sensing and control," *IEEE Transactions on Systems, Man, and Cybernetics-Part A: Systems and Humans*, vol. 40, no. 4, pp. 825–838, 2010.
- [4] K. J. Reinschke, *Multivariable control: a graph theoretic approach*. Springer-Verlag, 1988.
- [5] C. Commault, J.-M. Dion, and J. W. van der Woude, "Characterization of generic properties of linear structured systems for efficient computations," *Kybernetika*, vol. 38, no. 5, pp. 503–520, 2002.
- [6] V. Pichai, M. Sezer, and D. Šiljak, "Vulnerability of dynamic systems," *International Journal of Control*, vol. 34, no. 6, pp. 1049–1060, 1981.
- [7] M. A. Rahimian and A. G. Aghdam, "Structural controllability of multi-agent networks: Robustness against simultaneous failures," *Automatica*, vol. 49, no. 11, pp. 3149–3157, 2013.
- [8] J. Ruths and D. Ruths, "Robustness of network controllability under edge removal," in *Complex Networks IV*. Springer Berlin Heidelberg, 2013, pp. 185–193.
- [9] G. Ramos, S. Pequito, A. P. Aguiar, and S. Kar, "Analysis and design of electric power grids with p -robustness guarantees using a structural hybrid system approach," in *Proceedings of IEEE European Control Conference (ECC)*. Linz, Austria, 2015, pp. 3542–3547.
- [10] F. Pasqualetti, F. Dörfler, and F. Bullo, "Attack detection and identification in cyber-physical systems," *IEEE Transactions on Automatic Control*, vol. 58, no. 11, pp. 2715–2729, 2013.
- [11] C. Commault and J.-M. Dion, "Sensor location for diagnosis in linear systems: a structural analysis," *IEEE Transactions on Automatic Control*, vol. 52, no. 2, pp. 155–169, 2007.
- [12] S. Pequito, G. Ramos, S. Kar, A. P. Aguiar, and J. Ramos, "The robust minimal controllability problem," *Automatica*, vol. 82, pp. 261–268, 2017.
- [13] C. Commault, J.-M. Dion, T. H. Do, and D. H. Trinh, "Sensor classification for observability preservation under sensor failure," in *IFAC Proceedings Volumes*, vol. 42, no. 8. Barcelona, Spain, 2009, pp. 408–413.
- [14] B. Wang, L. Gao, Y. Gao, and Y. Deng, "Maintain the structural controllability under malicious attacks on directed networks," *Europhysics Letters*, vol. 101, no. 5, p. 58003, 2013.
- [15] X. Liu, Y. Mo, S. Pequito, B. Sinopoli, S. Kar, and A. P. Aguiar, "Minimum robust sensor placement for large scale linear time-invariant systems: a structured systems approach," *IFAC Proceedings Volumes*, vol. 46, no. 27, pp. 417–424, 2013.
- [16] S. Pequito, S. Kar, and G. J. Pappas, "Minimum cost constrained input-output and control configuration co-design problem: a structural systems approach," in *Proceedings of the IEEE American Control Conference (ACC)*. Chicago, USA, 2015, pp. 4099–4105.
- [17] S. Moothedath, P. Chaporkar, and M. N. Belur, "Minimum cost feedback selection for arbitrary pole placement in structured systems," *IEEE Transactions on Automatic Control*, 2018.
- [18] S. Moothedath, P. Chaporkar, and M. N. Belur, "Sparsest feedback selection for structurally cyclic systems with dedicated actuators and sensors in polynomial time," *IEEE Transactions on Automatic Control*, to appear.
- [19] V. Pichai, M. Sezer, and D. Šiljak, "A graph-theoretic characterization of structurally fixed modes," *Automatica*, vol. 20, no. 2, pp. 247–250, 1984.
- [20] N. Popli, S. Pequito, S. Kar, A. P. Aguiar, and M. Ilic, "Selective Strong Structural Minimum Cost Resilient Co-Design for Regular Descriptor Linear Systems," *ArXiv e-prints*, Apr. 2017. [Online]. Available: <http://adsabs.harvard.edu/abs/2017arXiv170401157P>
- [21] S. Pequito, F. Khorrami, P. Krishnamurthy, and G. J. Pappas, "Analysis and design of actuation-sensing-communication interconnection structures towards secured/resilient LTI closed-loop systems," *IEEE Transactions on Control of Network Systems*, 2018.
- [22] S. Moothedath, "Optimizing structured linear time invariant systems: Complexity and algorithms," Doctoral dissertation, Indian Institute of Technology Bombay, 2018.
- [23] T. H. Cormen, C. E. Leiserson, R. L. Rivest, and C. Stein, *Introduction to Algorithms*. MIT press: Cambridge, 2001.
- [24] R. Diestel, *Graph Theory*. Springer: New York, 2000.
- [25] C. H. Papadimitriou and J. Tsitsiklis, "A simple criterion for structurally fixed modes," *Systems & Control Letters*, vol. 4, no. 6, pp. 333–337, 1984.
- [26] S. Moothedath, P. Chaporkar, and M. N. Belur, "Approximating Constrained Minimum Cost Input-Output Selection for Generic Arbitrary Pole Placement in Structured Systems," *Automatica*, to appear, 2019.
- [27] R. Zenklusen, B. Ries, C. Picouleau, D. De Werra, M.-C. Costa, and C. Bentz, "Blockers and transversals," *Discrete Mathematics*, vol. 309, no. 13, pp. 4306–4314, 2009.
- [28] A. Chapman and M. Mesbahi, "On strong structural controllability of networked systems: A constrained matching approach," in *Proceedings of IEEE American Control Conference*. Washington, DC, USA, 2013, pp. 6126–6131.
- [29] M. R. Garey and D. S. Johnson, *Computers and Intractability*. W. H. Freeman: New York, 2002, vol. 29.
- [30] V. Chvatal, "A greedy heuristic for the set-covering problem," *Mathematics of Operations Research*, vol. 4, no. 3, pp. 233–235, 1979.
- [31] U. Feige, "A threshold of $\ln n$ for approximating set cover," *Journal of the ACM*, vol. 45, no. 4, pp. 634–652, 1998.
- [32] Y.-Y. Liu, J.-J. Slotine, and A.-L. Barabási, "Control centrality and hierarchical structure in complex networks," *Plos one*, vol. 7, no. 9, pp. e44459:1–7, 2012.
- [33] P. F. Kenneth A. Fegley, "Hierarchical control of a multiarea power grid," *IEEE Transactions on Systems, Man, and Cybernetics*, vol. 7, no. 7, pp. 545–551, July 1977.
- [34] M. D. Ilic, "From hierarchical to open access electric power systems," *Proceedings of the IEEE*, vol. 95, pp. 1060–1084, 2007.
- [35] S. Rajagopalan and V. V. Vazirani, "Primal-dual RNC approximation algorithms for (multi)-set (multi)-cover and covering integer programs," *IEEE Annual Symposium on Foundations of Computer Science*, 1993.