

Parameterized tests of the strong-field dynamics of general relativity using gravitational wave signals from coalescing binary black holes: Fast likelihood calculations and sensitivity of the method

Jeroen Meidam¹, Ka Wa Tsang¹, Janna Goldstein², Michalis Agathos³, Archisman Ghosh¹, Carl-Johan Haster⁴, Vivien Raymond⁵, Anuradha Samajdar¹, Patricia Schmidt⁶, Rory Smith⁷, Kent Blackburn⁸, Walter Del Pozzo⁹, Scott E. Field¹⁰, Tjonnie Li¹¹, Michael Pürrer⁵, Chris Van Den Broeck^{1,12}, John Veitch¹³, Salvatore Vitale¹⁴

¹*Nikhef – National Institute for Subatomic Physics,
105 Science Park, 1098 XG Amsterdam, The Netherlands*

²*School of Physics and Astronomy, University of Birmingham,
Birmingham, B15 2TT, United Kingdom*

³*DAMTP, Centre for Mathematical Sciences,
University of Cambridge, Wilberforce Road,
Cambridge CB3 0WA, United Kingdom*

⁴*Canadian Institute for Theoretical Astrophysics,
University of Toronto, Toronto, Ontario M5S 3H8, Canada*

⁵*Albert-Einstein-Institut, Max-Planck-Institut für Gravitationsphysik,
D-14476 Golm, Germany*

⁶*Department of Astrophysics / IMAPP,
Radboud University Nijmegen, P.O. Box 9010,
6500 GL Nijmegen, The Netherlands*

⁷*OzGrav, School of Physics & Astronomy,
Monash University, Clayton 3800, Victoria, Australia*

⁸*LIGO, California Institute of Technology,
Pasadena, CA 91125, USA*

⁹*Dipartimento di Fisica “Enrico Fermi”, Università di Pisa,
Pisa I-56127 and INFN sezione di Pisa, Italy*

¹⁰*Mathematics Department,
University of Massachusetts Dartmouth,
Dartmouth, MA 02747, USA*

¹¹*Department of Physics,
The Chinese University of Hong Kong, Shatin, NT, Hong Kong*

¹²*Van Swinderen Institute for Particle Physics and Gravity,
University of Groningen,
Nijenborgh 4, 9747 AG Groningen, The Netherlands*

¹³*Institute for Gravitational Research,
University of Glasgow, Glasgow G12 8QQ, United Kingdom*

¹⁴*LIGO, Massachusetts Institute of Technology,
Cambridge, MA 02139, USA*

(Dated: February 28, 2018)

Thanks to the recent discoveries of gravitational wave signals from binary black hole mergers by Advanced Laser Interferometer Gravitational Wave Observatory and Advanced Virgo, the genuinely strong-field dynamics of spacetime can now be probed, allowing for stringent tests of general relativity (GR). One set of tests consists of allowing for parametrized deformations away from GR in the template waveform models and then constraining the size of the deviations, as was done for the detected signals in previous work. In this paper, we construct reduced-order quadratures so as to speed up likelihood calculations for parameter estimation on future events. Next, we explicitly demonstrate the robustness of the parametrized tests by showing that they will correctly indicate consistency with GR if the theory is valid. We also check to what extent deviations from GR can be constrained as information from an increasing number of detections is combined. Finally, we evaluate the sensitivity of the method to possible violations of GR.

PACS numbers: 04.80.Nn, 02.70.Uu, 02.70.Rr

I. INTRODUCTION

Since 2015, the twin Advanced LIGO observatories [1] have routinely been detecting gravitational wave signals from coalescing binary black holes [2–6], recently also in conjunction with Advanced Virgo [7, 8]. Later in the decade the worldwide gravitational wave detector network will be extended with the Japanese KAGRA [9], to be followed by

LIGO-India [10]. In the course of the next several years, tens to hundreds more binary black hole detections are expected to be made [4].

Coalescences of stellar mass binary black holes (BBHs) are ideal laboratories for testing the genuinely strong-field dynamics of general relativity (GR) [11, 12]: They are likely to be pure spacetime events, involving stronger curvatures and shorter dynamical timescales than in any other experiment or

observation, by many orders of magnitude [13]. The process starts with two black holes that are orbiting each other, gradually losing orbital energy and orbital angular momentum through the emission of gravitational waves (GWs). By the time the GW frequency is high enough to be in the sensitive band of Earth-based detectors, the binary will likely have shed almost all of its original eccentricity [14] and will be undergoing *quasi-circular inspiral*. Eventually the inspiral becomes non-adiabatic, after which the components of the binary undergo a *plunge* followed by *merger*, leading to the formation of a single, highly excited black hole. The latter undergoes *ringdown* as it asymptotes to a quiescent, Kerr black hole. The GW signal that is emitted can, at large distances, be described as a small metric perturbation propagating at the speed of light on a Minkowski background; however, the *shape* of the wave encodes detailed information about the strong-field, dynamical inspiral-merger-ringdown (IMR) process it originated from.

A number of techniques have been developed to understand inspiral-merger-ringdown in GR, including large-scale numerical relativity (NR) simulations resulting from direct integration of the Einstein equations [15–17], and the construction of (semi-)analytic waveform models. The effective one-body (EOB) formalism [18–22] has been extended to combine the post-Newtonian (PN) description of inspiral [23] with NR results for the merger, as well as black hole perturbation theory for the ringdown [24–26], leading to high-quality IMR waveforms in the time domain [27]. In the frequency domain, phenomenological IMR models [28–30] were developed based on a frequency domain PN expansion together with hybridized EOB/NR waveforms [31–33].

A variety of possible deviations from GR have been considered in the context of binary coalescence, including scalar-tensor theories, a varying Newton constant, modified GW dispersion relations, *e.g.* arising from “massive graviton” models, violations of the no-hair hypothesis, violations of Cosmic Censorship, and parity violating theories (see *e.g.* [13] and references therein). Even within the GR paradigm, one can think of alternative compact objects to black holes (*e.g.* boson stars, dark matter stars, or gravastars), which may exhibit tidal effects during inspiral (see [34, 35]), and will also have a different ringdown signal from a black hole. For some alternative theories it has been worked out how the post-Newtonian inspiral would be modified to leading order [36], and for certain exotic objects the ringdown spectrum has been computed [37]. However, what seems to be lacking in all cases are the kind of high-accuracy IMR waveforms that are available for BBH coalescence in GR. Thus, given observational GW data for a detected compact binary coalescence event, at present it is not possible to compare GR with alternative theories, or BBH coalescences with those of alternative compact objects, while making use of the full information in the IMR signal. Moreover, GR might be violated in an altogether different way that is yet to be envisaged.

Given these restrictions, at the present time it is expedient to devise tests of the theory of general relativity itself, which to the largest extent possible are generic, and as accurate as we can make them. Following the recent binary black hole merger

detections, a battery of such tests were deployed [4, 5, 12]: looking for coherent excess signal power in the data after subtraction of the best-fitting GR waveform [38, 39], checking for consistency with GR between the pre-merger and post-merger signals in terms of masses and spins [40, 41], evaluating consistency of the post-merger signal with the presence of a least-damped ringdown mode [12], constraining anomalous GW propagation with a view on bounding the mass of the graviton as well as violations of local Lorentz invariance [42, 43] (the latter also using the binary neutron star detection [44–46]), looking for evidence of non-standard polarization states [47], and measuring a series of judiciously chosen coefficients associated with parameterized deformations of IMR waveforms away from GR [4, 5, 12, 36, 48–54]. This paper deals primarily with the latter tests.

As mentioned above, a number of IMR waveform models have been developed. For parameterized tests of GR we use the phenomenological models, which have a closed expression in the frequency domain and hence can be generated fast on a computer (which is important for data analysis purposes when exploring high-dimensional parameter spaces), capture the essential physics of the problem (including *e.g.* spin-induced precession), and allow for some amount of analytic insight into the meaning of the induced deformations. In particular, we use the model which in the LIGO Algorithm Library is designated as IMRPhenomPv2 [31–33]. The IMRPhenomPv2 waveform phase is characterized by a number of parameters $\{p_i\}$: (i) in the adiabatic inspiral regime, PN coefficients $\{\varphi_0, \dots, \varphi_7\}$ and $\{\varphi_{5l}, \varphi_{6l}\}$; (ii) in the intermediate regime between adiabatic inspiral and merger, phenomenological coefficients $\{\beta_0, \dots, \beta_3\}$, and (iii) in the merger-ringdown regime, $\{\alpha_0, \dots, \alpha_5\}$. In the most relevant of these coefficients, parameterized deformations are introduced by allowing for relative deviations: $p_i \rightarrow (1 + \delta\hat{p}_i) p_i$. The $\delta\hat{p}_i$ will be referred to as our *testing parameters*.

We then perform a series of tests, in each of which some testing parameter $\delta\hat{p}_j$ is allowed to vary freely along with all other parameters entering the phase (component masses and spins, which enter through the GR expressions for the p_i themselves), but $\delta\hat{p}_k = 0$ for $k \neq j$. In principle multiple $\delta\hat{p}_i$ could be allowed to vary at the same time, but this will lead to a degradation in the measurement accuracy for all of them [12]; statistical errors will be much smaller when the $\delta\hat{p}_i$ are varied one at a time. Note that in most alternative theories of gravity, a violation will likely show up in more than one coefficient. However, as already demonstrated in [55] in a PN context, looking for a deviation from zero in a single testing parameter is an efficient way to search for GR violations that occur at multiple PN orders, and one can even find violations at powers of frequency that are distinct from the one that the testing parameter is associated with [52, 53]. Of course, if a deviation is present then the individual measurements of the $\delta\hat{p}_i$ will not necessarily reflect the predicted values of the correct alternative theory. Should one want to measure or constrain *e.g.* extra charges or coupling constants that may be present in one’s favorite alternative theory using an IMR signal, then an accurate IMR waveform model would need to be constructed for that particular theory. However, this is not the aim of the frame-

work presented here; what we want to do is test Einstein’s theory itself by constraining deviations from the theory.

Even though the IMRPhenomPv2 waveform model has an explicit analytic expression, in the case of low-mass binary mergers, which leave a long signal in the detectors’ sensitive band, the analyses are computationally costly and can take more than a month time to complete, due to the large number of likelihood evaluations ($O(10^8)$) that must be performed. Given the large number of detections that are expected to be made in the coming LIGO-Virgo observing runs, ways must be found to reduce the computational burden. One solution is to speed up the likelihood calculation by constructing *reduced-order quadratures* (ROQs) [56–58], which in turn are based on reduced-order models [59–66]. In the method of reduced-order quadratures, the discrete overlap calculation involved in the likelihood evaluation is split up into a data dependent sum which only needs to be evaluated once for each detection, and a much shorter sum that takes care of the parameter dependent part of the overlap calculation that must be performed many times during the sampling over parameter space. In line with the method outlined above, a series of ROQs is created, in each of which a single testing parameter $\delta\hat{p}_i$ is allowed for.

Results of the parameterized tests for the LIGO-Virgo detections of binary black hole coalescences have already appeared elsewhere [4, 5, 12]. The aim of this paper is twofold: (a) to construct ROQs for IMRPhenomPv2 waveforms with parameterized deformations, for use on future detections; and (b) to explicitly demonstrate the robustness and sensitivity of the method as a whole, which had not yet been done in previous publications.

The structure of this paper is as follows. In Sec. II we briefly recall the waveform model used, and explore analytically how the phase varies with the chosen deformations, and as a function of mass. We describe the setup of the parameterized tests, and explain how results from multiple detections can be combined to arrive at stronger bounds on GR violations. Sec. III describes the construction of the reduced-order quadrature for waveforms with testing parameters. Next, in Sec. IV we present some checks of the correctness and robustness of the data analysis pipeline. In Sec. V we show how well the parameterized tests can bound GR violations by combining information from all available sources. Furthermore, we investigate how testing parameters in the template waveforms respond when deviations in one or more parameters are present in the signal. Sec. VI provides a summary and conclusions.

Throughout this paper we set $c = G = 1$ unless specified otherwise.

II. WAVEFORM MODEL AND PARAMETERIZED TESTS

A. Waveform model

The starting point for the parameterized tests is the phenomenological frequency domain waveform model which in the LIGO Algorithm Library is designated as IMRPhenomPv2 [33]. This waveform model describes an approximate signal of a precessing binary by applying a rotation transformation [33, 67] to an underlying aligned spin waveform model, here taken to be IMRPhenomD [31, 32]. The orbital precession dynamics are given in terms of an effective spin parameterisation [33, 68]. For an in-depth description we refer to these papers; here we only give a quick overview.

The phasing of IMRPhenomPv2 consists of three regimes, whose physical meaning and parameterization are as follows:

1. The *inspiral regime* is parameterized by post-Newtonian coefficients $\{\varphi_0, \dots, \varphi_7\}$ and $\{\varphi_{5l}, \varphi_{6l}\}$, as well as phenomenological parameters $\{\sigma_0, \dots, \sigma_4\}$. The latter are contributions at high effective PN order (up to 5.5PN) to correct for non-adiabaticity in late inspiral and for unknown high-order PN coefficients in the adiabatic regime.
2. The *intermediate regime* transitions between inspiral and merger-ringdown; it is parameterized by the phenomenological coefficients $\{\beta_0, \dots, \beta_3\}$.
3. The *merger-ringdown regime*, parameterized by a combination of phenomenological and analytical black-hole perturbation theory parameters $\{\alpha_0, \dots, \alpha_5\}$.

Note that the PN coefficients $\{\varphi_0, \dots, \varphi_7\}$ and $\{\varphi_{5l}, \varphi_{6l}\}$ have their usual dependences on the binary’s component masses and spins. The other, phenomenological parameters are fixed by calibration against numerical relativity waveforms. For the functions of frequency in which the above parameters appear, we refer to [32]; see also Table I in [12]. The transition from the inspiral to the intermediate regime happens at a frequency $f = f_1 = 0.018/M$ (where M is the total mass), and from the intermediate to the merger-ringdown regime at $f = f_2 = 0.5 f_{\text{RD}}$, with f_{RD} a “ringdown frequency”, in such a way that the waveform is C^1 continuous.

Fig. 1 shows the modulus of the waveform $|\tilde{h}(f)|$, highlighting the three regimes; also shown is the Fourier transform to the time domain, $h(t)$, and the corresponding instantaneous frequency as a function of time.

Not all of the coefficients mentioned above will be used in the parameterized tests. In the inspiral regime, φ_5 is completely degenerate with the phase at coalescence, φ_c ; similarly, the pair (σ_0, σ_1) is degenerate with (φ_c, t_c) , with t_c the time at coalescence. The pairs (β_0, β_1) and (α_0, α_1) are set by the requirement of C^1 continuity between the different regimes. We also omit α_5 , which occurs in the same term as α_4 , meaning that there will be some amount of degeneracy between the two. Finally, we do not use $\{\sigma_2, \sigma_3, \sigma_4\}$, whose fractional calibration uncertainties were larger ($(\text{a few}) \times 10^{-1}$) than those of the other phenomenological parameters (at most $(\text{a few}) \times 10^{-2}$), though all calibration uncertainties were observed to be below measurement uncertainties for the binary black hole coalescence detections that were made [69].

The way our parameterized tests are implemented is by allowing for fractional deviations from the GR values for all of the remaining coefficients p_i in turn:

$$p_i^{\text{GR}}(m_1, m_2, \mathbf{S}_1, \mathbf{S}_2) \rightarrow (1 + \delta\hat{p}_i) p_i^{\text{GR}}(m_1, m_2, \mathbf{S}_1, \mathbf{S}_2), \quad (1)$$

where m_1, m_2 are the component masses and $\mathbf{S}_1, \mathbf{S}_2$ the component spins; one has

$$\{\delta\hat{p}_i\} = \{\delta\hat{\varphi}_0, \dots, \delta\hat{\varphi}_7, \delta\hat{\varphi}_{5l}, \delta\hat{\varphi}_{6l}, \delta\hat{\beta}_2, \delta\hat{\beta}_3, \delta\hat{\alpha}_2, \delta\hat{\alpha}_3, \delta\hat{\alpha}_4\}. \quad (2)$$

We note that in GR, $\varphi_1 \equiv 0$, so that as an exception we let $\delta\hat{\varphi}_1$ be an absolute rather than a relative deviation.

Including extrinsic parameters coming from the detector response, in practice the full parameter sets of the resulting waveform models will be:

$$\vec{\lambda} = \{t_c, \varphi_c, D_L, \theta, \phi, \psi, m_1, m_2, \chi_1, \chi_2, \chi_p, \theta_J, \alpha_0, \delta\hat{p}_i\}. \quad (3)$$

Here t_c and φ_c are, respectively, the time and phase at coalescence; D_L is the luminosity distance; (θ, ϕ) give the sky position; ψ is a polarization angle; m_1 and m_2 are the component masses; χ_1 and χ_2 are spin magnitudes; and χ_p is an ‘‘effective’’ spin precession parameter given by [68]

$$\chi_p = \frac{\max(A_1 m_1^2 \chi_{1\perp}, A_2 m_2^2 \chi_{2\perp})}{A_1^2 m_1^2}, \quad (4)$$

where $A_1 = 2 + 3m_2/2m_1$, $A_2 = 2 + 3m_1/2m_2$ and $\chi_{1\perp}, \chi_{2\perp}$ are the projections of the spin vectors onto the orbital plane, *i.e.* orthogonal to the direction of the orbital angular momentum \hat{L} at a specific reference frequency f_{ref} . θ_J is the angle between the line of sight \hat{n} and the total angular momentum \hat{J} at f_{ref} , and α_0 indicates the azimuthal orientation of \hat{L} at f_{ref} [33].

B. Effect of testing parameters on the phase

Before going on to evaluate the sensitivity of parameterized tests given stellar mass BBHs as seen in the advanced detectors, we first illustrate the effect on the phase of varying the $\delta\hat{p}_i$. As it turns out, one of the best-determined PN testing parameters tends to be $\delta\hat{\varphi}_3$; in the intermediate regime this is $\delta\hat{\beta}_2$, and in the merger-ringdown regime, $\delta\hat{\alpha}_2$; these are the parameters we focus on.

Fig. 2 shows how the phase as a function of frequency varies with testing parameters, $\Psi(\delta\hat{p}_i; f)$, as well as the difference with the phase in GR, $\Delta\Psi(\delta\hat{p}_i; f) = \Psi(\delta\hat{p}_i; f) - \Psi_{\text{GR}}(f)$, for $t_c = \varphi_c = 0$. Two kinds of sources are considered, with masses and spins chosen to be the means of the posterior density functions for the signals that were designated GW150914 [2] and GW151226 [3]. The phases and their differences are plotted from $f_{\text{low}} = 20$ Hz and up to a frequency where the dominant ($l = 2, m = 2$) mode of the ringdown signal can be safely assumed to have ended (600 Hz for GW150914 and 800 Hz for GW151226). The qualitative behavior is as expected given the differences between the two. GW150914, being more massive, had a short inspiral regime, and the merger occurred at $f \sim 130$ Hz, close to the frequency where the detectors are the most sensitive. By contrast, GW151226 had a much longer inspiral (with ~ 55 cycles in band), and its merger occurred at $f \sim 450$ Hz. For the PN testing parameter $\delta\hat{\varphi}_3$, a much larger phase difference is accumulated in the case of GW151226, which will cause this parameter to

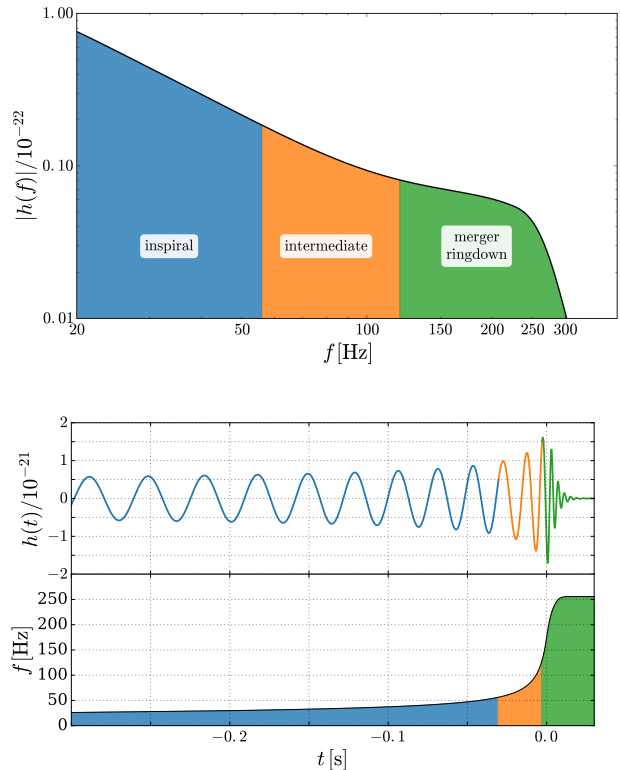


FIG. 1: The three regimes of the IMRPhenomPv2 model. Top: The modulus of the waveform as a function of frequency for a signal similar to GW150914. Bottom: Fourier transform to the time domain (top panel) and instantaneous frequency as a function of time (bottom panel).

be much better measured in the latter case despite the overall smaller signal-to-noise ratio. The intermediate regime parameter $\delta\hat{\beta}_2$ exhibits a relatively slowly increasing phase difference and levels out between 100 and 200 Hz for both events, which is where the detectors are the most sensitive; hence we can expect it to be roughly equally well measurable for both events. Finally, for $\delta\hat{\alpha}_2$, in the case of GW150914 the phase difference reaches a maximum at some point before decreasing again, while for GW151226 the difference keeps increasing up to high frequencies, but not with a larger maximum phase difference; hence this parameter will be better measurable with GW150914, for which the merger-ringdown regime occurs at frequencies closer to the range of best detector sensitivity. These expectations are borne out by the published results for the two events [4, 5, 12]. Note that varying the $\delta\hat{p}_i$ has an effect at *all* frequencies; this is a consequence of the C^1 junction conditions between the inspiral, intermediate, and merger-ringdown regimes.

In Fig. 3 we illustrate the phase differences as chirp mass $\mathcal{M}_c = M\eta^{3/5}$ is varied (where $M = m_1 + m_2$ and $\eta = m_1 m_2 / M^2$), for particular values of the $\delta\hat{p}_i$; the symmetric mass ratio is fixed at $\eta = 0.2$, and again $t_c = \varphi_c = 0$; shown are the $\Delta\Psi(\delta\hat{p}_i; f)$ for $f = 150$ Hz, *i.e.* close to the frequency of optimal sensitivity for the Advanced LIGO detectors. Again

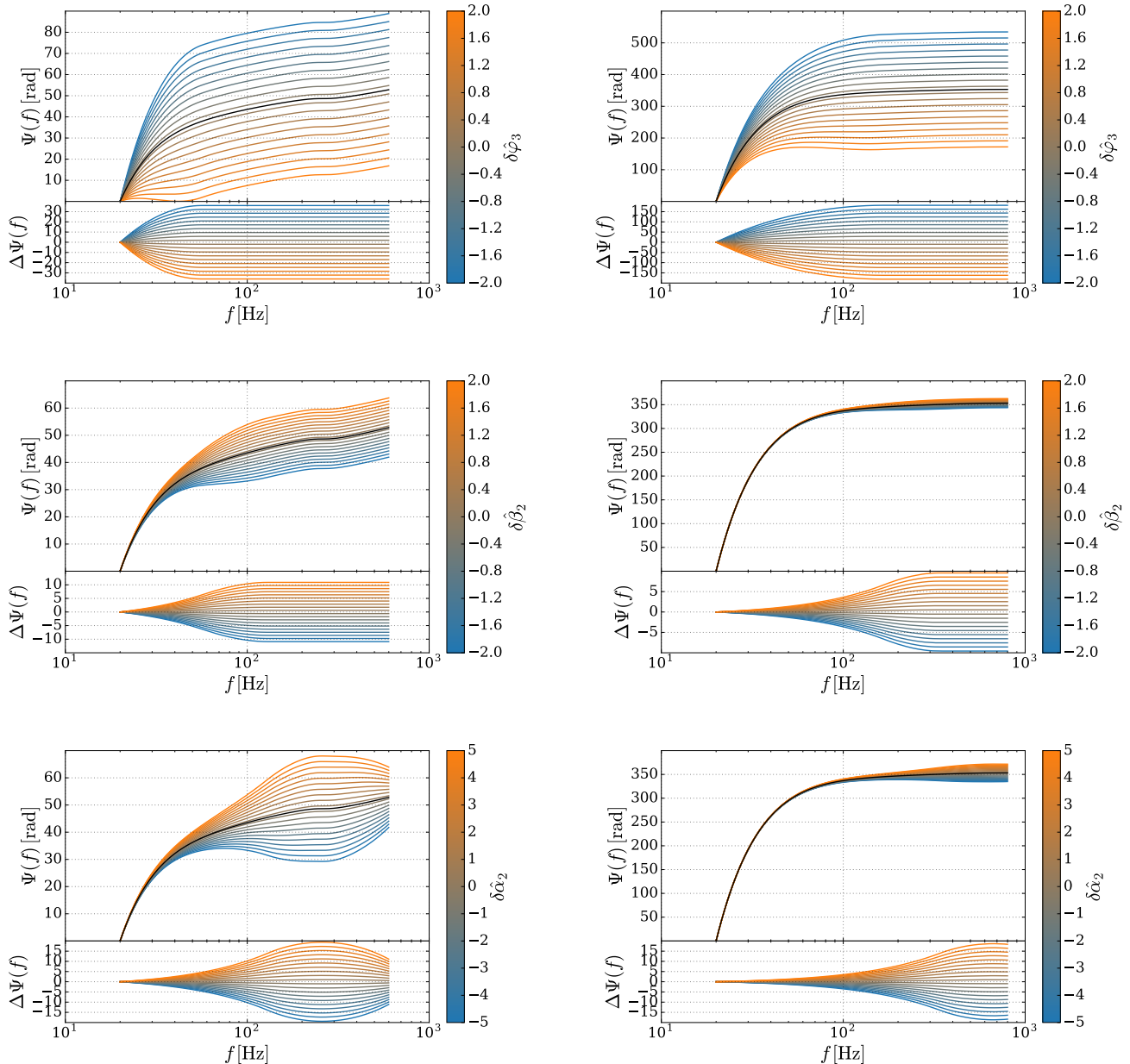


FIG. 2: The effect of varying testing parameters on the phase as a function of frequency, for $t_c = \varphi_c = 0$. In the top of each panel we plot the GR phase (black) as well as the way the phase varies with a testing parameter (colors); the bottom shows the difference. In the left column we show results for an event with parameters like that of GW150914, and similarly in the right column for GW151226.

the behavior is as expected. Low \mathcal{M}_c corresponds to waveforms with significant inspiral in band; deviations in the φ_i then have a large effect on the observable phase. Deviations in the intermediate regime parameters β_i have the largest effect when this regime occurs at frequencies where the detectors are the most sensitive, which corresponds to $\mathcal{M}_c = 10 - 20 M_\odot$. Finally, shifts in the merger-ringdown parameters α_i have their largest effect for $\mathcal{M}_c \gtrsim 20 M_\odot$, which brings this regime in the detectors' most sensitive band. For completeness we show results for zero spins, as well as aligned spins with $|\mathbf{S}_{1,2}| = 0.9$; the well-known effect of “orbital hang-up” [70], which pro-

longs the duration of waveforms in the time domain, then causes similar features to occur at higher \mathcal{M}_c .

C. Parameter estimation

Parameter estimation is done using the LALInference framework [71, 72], in which the posterior density distribu-

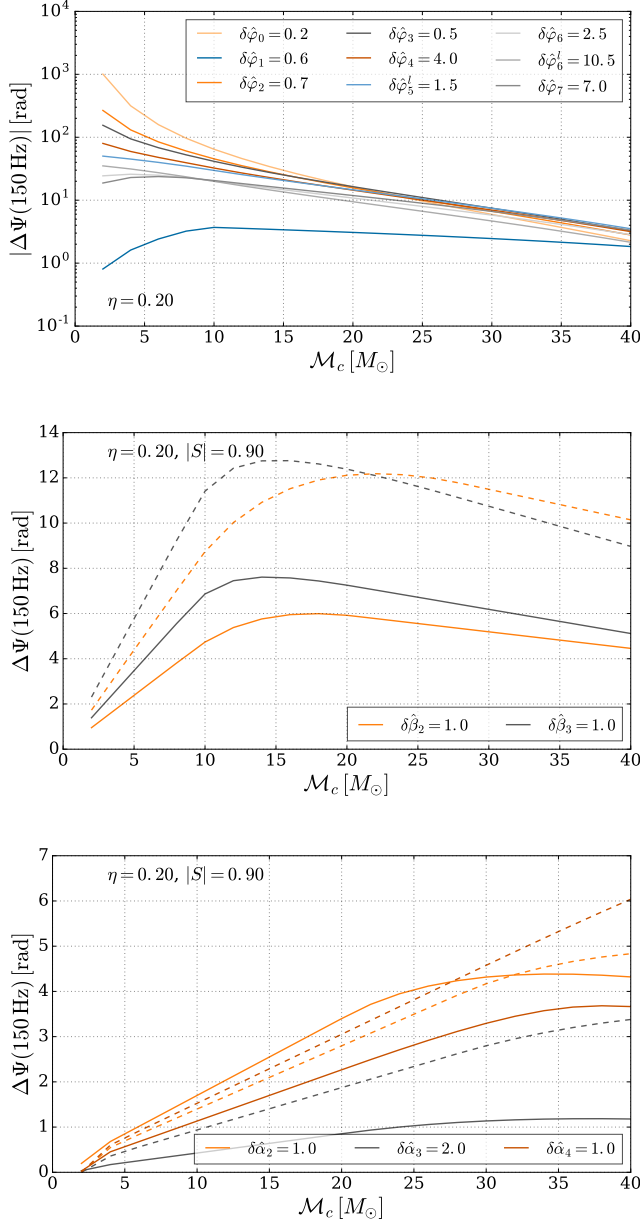


FIG. 3: The differences at $f = 150$ Hz between the GR phase and the phase for given values of testing parameters, for inspiral (top), the intermediate regime (middle), and the merger-ringdown regime (bottom). For definiteness we again set $t_c = \varphi_c = 0$. The solid lines are for zero spins, and the dashed lines for aligned spins with $|S_{1,2}| = 0.9$.

tion for the parameters $\vec{\lambda}$ is obtained as

$$p(\vec{\lambda}|H_i, d, I) = \frac{p(\vec{\lambda}|H_i, I) p(d|H_i, \vec{\lambda}, I)}{p(d|I)}. \quad (5)$$

Here H_i is the hypothesis corresponding to the waveform model in which $\delta\hat{p}_i$ is an extra free parameter, d is the data, and I denotes whatever background information we may have. $p(d|H_i, \vec{\lambda}, I)$ is the likelihood function, which up to an

overall prefactor is given by

$$p(d|H_i, \vec{\lambda}, I) \propto \exp[-\langle d - h(\vec{\lambda}) | d - h(\vec{\lambda}) \rangle / 2], \quad (6)$$

with $h(\vec{\lambda})$ the signal model described in Sec. II A, and $\langle \cdot | \cdot \rangle$ the noise-weighted inner product

$$\langle a | b \rangle = 4\Re \int_{f_{\text{low}}}^{f_{\text{high}}} \frac{a^*(f)b(f)}{S_n(f)} df, \quad (7)$$

where $S_n(f)$ is the one-sided noise power spectral density. For the second-generation detectors, the lower cut-off frequency is taken to be $f_{\text{low}} = 20$ Hz, while $f_{\text{high}} = 2048$ Hz suffices as an upper cut-off frequency for stellar mass BBH coalescences. The likelihood function is evaluated using the efficient Nested Sampling algorithm [71]. $p(\vec{\lambda}|H_i, I)$ is the prior probability density for the free parameters; for those parameters that also appear in the GR waveform these are chosen in the same way as in [72], while for $\delta\hat{p}_i$ we choose priors uniform in an interval that is wide enough to contain the supports of the posterior densities; suitable ranges are given in subsection III B below. Lastly, $p(d|I)$ is the probability of the data, which can be absorbed into an overall normalization factor for the posterior density $p(\vec{\lambda}|H_i, d, I)$.

To obtain one-dimensional posterior densities for the parameters $\delta\hat{p}_i$, one marginalizes over all other parameters:

$$p(\delta\hat{p}_i|H_i, d, I) = \int d\vec{\theta} p(\vec{\theta}, \delta\hat{p}_i|H_i, d, I), \quad (8)$$

where the integration is performed over all parameters in (3) except for $\delta\hat{p}_i$.

Finally, posterior densities from individual events can be conveniently combined to arrive at stronger bounds on the $\delta\hat{p}_i$ under the assumption that the fractional deviations are the same in each event. Assuming independent detections d_1, d_2, \dots, d_N , it is easy to see that

$$\begin{aligned} p(\delta\hat{p}_i|H_i, d_1, d_2, \dots, d_N, I) \\ = p(\delta\hat{p}_i|I)^{1-N} \prod_{n=1}^N p(\delta\hat{p}_i|H_i, d_n, I). \end{aligned} \quad (9)$$

For events with similar signal-to-noise ratios and in the absence of measurement offsets, one can expect the widths of these posteriors to decrease roughly with \sqrt{N} .

III. REDUCED-ORDER QUADRATURES FOR FAST LIKELIHOOD CALCULATIONS

A. Basic method

We now proceed to constructing reduced-order quadratures. The technical underpinnings have already been discussed in detail elsewhere [57, 58]; here we will only give an overview.

The first step is to approximate the waveform $h(\vec{\lambda}; f)$ as

$$\begin{aligned} h(\vec{\lambda}; f) &\simeq \mathcal{P}_{\mathcal{E}_n}[h(\vec{\lambda}; f)] \\ &\equiv \sum_{i=1}^n (e_i| h(\vec{\lambda})) e_i(f), \end{aligned} \quad (10)$$

where the vectors in the *reduced basis* $\mathcal{E}_n = \{e_i(f)\}_{i=1}^n$ are orthonormal with respect to the inner product

$$(a|b) \equiv \int_{f_{\min}}^{f_{\max}} a^*(f)b(f)df, \quad (11)$$

and the approximation is good to within a *greedy projection error* ϵ :

$$\|h(\vec{\lambda}; f) - \mathcal{P}_{\mathcal{E}_n}[h(\vec{\lambda}; f)]\|^2 < \epsilon, \quad (12)$$

for $\vec{\lambda} \in \mathcal{T}_N$, where \mathcal{T}_N is a suitably large *training set*, and $\|a\| \equiv \sqrt{(a|a)}$. From this, one constructs an *empirical interpolant* to approximate the waveform:

$$\mathcal{I}_n[h](\vec{\lambda}; f) \equiv \sum_{i=1}^n x_i(\vec{\lambda}) e_i(f), \quad (13)$$

where the coefficients x_i are solutions to

$$\mathcal{I}_n[h](\vec{\lambda}; \mathcal{F}_k) = h(\vec{\lambda}; \mathcal{F}_k) \quad (14)$$

at interpolation points $\{\mathcal{F}_k\}_{k=1}^n$. Defining the matrix $A_{ij} = e_j(\mathcal{F}_i)$, one has

$$\begin{aligned} \mathcal{I}_n[h](\vec{\lambda}; \mathcal{F}_k) &= \sum_{i=1}^n \sum_{k=1}^n (A^{-1})_{ik} h(\vec{\lambda}; \mathcal{F}_k) e_i(f) \\ &= \sum_{k=1}^n B_k^L(f) h(\vec{\lambda}; \mathcal{F}_k), \end{aligned} \quad (15)$$

where

$$B_k^L(f) = \sum_{i=1}^n (A^{-1})_{ik} e_i(f). \quad (16)$$

The $\{\mathcal{F}_k\}_{k=1}^n$ are chosen from a set $\{f_i\}_{i=1}^L$, where L is related to the duration T of the longest waveform considered through

$$L = (f_{\max} - f_{\min})T + 1, \quad (17)$$

and the f_i are spaced by $\Delta f = 1/T$. The first interpolation point \mathcal{F}_1 is chosen such that it maximizes the amplitude of the first reduced basis vector, *i.e.* $|e_1(\mathcal{F}_1)| \geq |e_1(f_i)|$ for all f_i . Next one builds an interpolant of $e_2(f)$ using only e_1 and \mathcal{F}_1 , and one finds an \mathcal{F}_2 that maximizes the pointwise interpolation error, *i.e.* $|\mathcal{I}_1[e_2](\mathcal{F}_2) - e_2(\mathcal{F}_2)| \geq |\mathcal{I}_1[e_2](f_i) - e_2(f_i)|$ for all f_i . One then continues in this fashion this until n interpolation points have been obtained.

Though the interpolant $\mathcal{I}_n[h](\vec{\lambda}; f)$ can be evaluated at any parameter values $\vec{\lambda}$, the underlying reduced basis \mathcal{E}_n satisfies the tolerance criterion (12) only for $\vec{\lambda} \in \mathcal{T}_N$. Next comes the *validation step*, where the accuracy of the interpolant is evaluated also for values $\vec{\lambda}$ that lie outside the training set (though inside the same ranges as for the training set, where the waveform approximant is deemed valid). Arbitrary values are picked, for which it is checked that

$$\|h(\vec{\lambda}; f) - \mathcal{I}_n[h](\vec{\lambda}; f)\|^2 < \beta \quad (18)$$

for some choice of maximum *interpolation error* β . All “bad points” $\vec{\lambda}$ for which this is not the case get collected and added to the training set \mathcal{T}_N , thus creating a new training set on which the algorithm is repeated, leading to a new interpolant $\mathcal{I}_{n'}[h](\vec{\lambda}; f)$. The validation step is repeated until no more “bad points” are found, leading to the final interpolant $\mathcal{I}_{N_L}[h](\vec{\lambda}; f)$.

Recall that the aim is to speed up the calculation of the likelihood $\mathcal{L} = p(d|H_i, \vec{\lambda}, I)$, the logarithm of which takes the form

$$\log \mathcal{L} = \frac{1}{2} [2\langle d|h(\vec{\lambda}) \rangle - \langle h(\vec{\lambda})|h(\vec{\lambda}) \rangle - \langle d|d \rangle]. \quad (19)$$

First consider the term $\langle d|h \rangle$. Substituting for $h(\vec{\lambda}; f)$ the empirical interpolant $\mathcal{I}_{N_L}[h](\vec{\lambda}; f)$ and discretizing the integral in the definition of the inner product, one gets

$$\begin{aligned} \langle d|h(\vec{\lambda}) \rangle &= 4\Delta f \Re \sum_{i=1}^L \frac{d^*(f_i) h(\vec{\lambda}; f_i)}{S_n(f_i)} \\ &\approx 4\Delta f \Re \sum_{i=1}^L \sum_{k=1}^{N_L} B_k^L(f_i) h(\vec{\lambda}; \mathcal{F}_k) \frac{d^*(f_i)}{S_n(f_i)} \\ &= 4\Delta f \Re \sum_{k=1}^{N_L} \left[\sum_{i=1}^L B_k^L(f_i) \frac{d^*(f_i)}{S_n(f_i)} \right] h(\vec{\lambda}; \mathcal{F}_k) \\ &= \sum_{k=1}^{N_L} w_k h(\vec{\lambda}; \mathcal{F}_k), \end{aligned} \quad (20)$$

where

$$w_k \equiv 4\Delta f \Re \sum_{i=1}^L B_k^L(f_i) \frac{d^*(f_i)}{S_n(f_i)}. \quad (21)$$

An important point is now that typically $N_L \ll L$, and the likelihood calculations (20) which during the nested sampling process need to be performed “on the fly” for many different parameter values now only involve the evaluation of N_L expressions $h(\vec{\lambda}; \mathcal{F}_k)$, rather than the L evaluations of $h(\vec{\lambda}; f)$ that were required originally. While it is true that the calculation of the ROQ weights w_k still involves a sum over L terms, they only need to be evaluated once for every detection. This means that with the ROQ, this part of the likelihood calculation will be sped up by a factor L/N_L .

Finally, in Eq. (19) there is also the term $\langle h(\vec{\lambda})|h(\vec{\lambda}) \rangle$, which can be approximated by an expression of the form

$$\langle h(\vec{\lambda})|h(\vec{\lambda}) \rangle = \sum_{j=1}^{N_Q} w_j^Q |h(\vec{\lambda}; \mathcal{F}_j^Q)|^2, \quad (22)$$

where

$$w_j^Q = 4\Delta f \Re \sum_{i=1}^L \frac{B_j^Q(f_i)}{S_n(f_i)}, \quad (23)$$

for some B_j^Q , and typically $N_Q \ll L$. The B_j^Q are obtained through a similar procedure as in the linear case. Here too, the

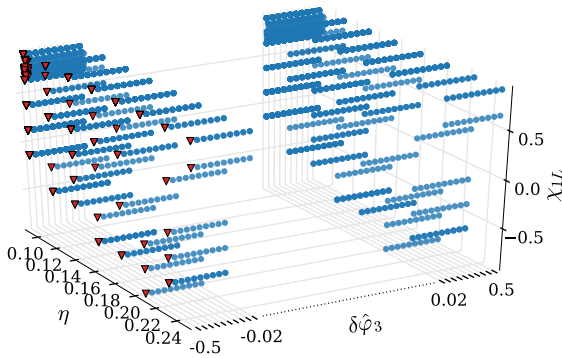


FIG. 4: Schematic illustration of how the original basis for IMRPhenomPv2 from [58] (triangles) is extended in the additional parameter dimension $\delta\hat{p}_i$ (in this example $\delta\hat{\phi}_3$) to form a new training set. The plot only shows a 3-dimensional slice of the full parameter space. Note that points with $-0.02 \leq \delta\hat{\phi}_3 \leq 0.02$ are not shown to aid visualization.

weights w_j^Q will only have to be calculated once per detection. Note that ‘ L ’ and ‘ Q ’ in the superscripts respectively refer to the linear and quadratic parts of the likelihood.

The above only gives an overview of the rationale behind ROQs. In practice one needs to write the waveform $h(\vec{\lambda}; f)$ in terms of the $+$ and \times polarizations as $F_+ h_+(\vec{\lambda}; f) + F_\times h_\times(\vec{\lambda}; f)$, with F_+ and F_\times the beam pattern functions. However, it turns out that a single set of functions $\{B_j^L\}$ is sufficient to represent h_+ and h_\times , and a single set $\{B_j^Q\}$ to represent the products $|h_+|^2$, $|h_\times|^2$, and $\Re h_+^* h_\times$ [57, 58].

B. An ROQ for IMRPhenomPv2 with parameterized deformations

An ROQ for IMRPhenomPv2 in the GR case was already constructed in [58]. Here we want to build a series of ROQs for IMRPhenomPv2, each including a single testing parameter $\delta\hat{p}_i$. As a starting point we use the final reduced basis for the GR waveform, \mathcal{T}_N (where N can be either the N_L or the N_Q of the linear and quadratic bases, respectively), and for each basis element we introduce $N_{\delta\hat{p}_i} = 500$ samples placed uniformly in the $\delta\hat{p}_i$ direction; see Fig. 4. The ranges for the various $\delta\hat{p}_i$ are chosen such that they accommodate the widths of posterior density functions of the LIGO-Virgo events that were recorded so far (with the exception of $\delta\hat{\alpha}_2$, $\delta\hat{\alpha}_3$, $\delta\hat{\alpha}_4$, which are essentially unmeasurable for low-mass events):

$$\begin{aligned}
 \delta\hat{\phi}_0 &\in [-2, 2], & \delta\hat{\phi}_1 &\in [-5, 5], & \delta\hat{\phi}_2 &\in [-10, 10], \\
 \delta\hat{\phi}_3 &\in [-10, 10], & \delta\hat{\phi}_4 &\in [-10, 10], & \delta\hat{\phi}_{5l} &\in [-10, 10], \\
 \delta\hat{\phi}_6 &\in [-10, 10], & \delta\hat{\phi}_{6l} &\in [-20, 20], & \delta\hat{\phi}_7 &\in [-20, 20], \\
 \delta\hat{\beta}_2 &\in [-5, 5], & \delta\hat{\beta}_3 &\in [-5, 5], & & \\
 \delta\hat{\alpha}_2 &\in [-5, 5], & \delta\hat{\alpha}_3 &\in [-5, 5], & \delta\hat{\alpha}_4 &\in [-5, 5]. \quad (24)
 \end{aligned}$$

Bin	$\mathcal{M}_c (M_\odot)$	GR waveform duration (sec)	Δf (Hz)
A	[12.3, 45]	[0.4, 4]	1/4
B	[7.9, 14.8]	[3, 8]	1/8
C	[5.2, 9.5]	[6, 16]	1/16
D	[3.4, 6.2]	[12, 32]	1/32
E	[2.2, 4.2]	[23.8, 64]	1/64

TABLE I: The different chirp mass bins for which ROQs were built, with the ranges of waveform durations in the GR case as well as sampling in frequency.

The resulting set $\mathcal{T}_{N \times N_{\delta\hat{p}_i}}$ then becomes a training set for the construction of a new ROQ, as outlined in the previous subsection. As for the ROQ of the GR waveform, this is done independently for waveforms in different, overlapping chirp mass bins, so as to obtain better likelihood calculation speed-ups than when all chirp masses would be lumped together. The chirp mass ranges roughly corresponding to different ranges for the length of the waveform in the time domain. We note that away from the GR case there is no clear mapping from chirp mass to waveform length, as the latter is also partially determined by the values of the $\delta\hat{p}_i$. Even so, in each bin we *a priori* set $\Delta f = 1/T_{\max}$, where T_{\max} is the longest GR waveform in the bin; though waveforms can become longer when $\delta\hat{p}_i \neq 0$, in the end what counts is that all interpolation errors are below the given threshold. To reduce the burden on computer memory required, we perform multi-banding as explained in [58]: an adaptive frequency resolution $\Delta f(f)$ is applied such that waveforms are sampled less densely at higher frequencies, where there is less power per frequency bin due to the faster frequency sweep (see Fig. 1). However, once a basis has been obtained, we up-sample by direct evaluation of the waveform model.

The various bins are shown in Table I. Note that no ROQs were made for systems with $\mathcal{M}_c > 45 M_\odot$, since for such binaries the signal will be short enough that parameter estimation is sufficiently fast, and not much speed-up can be expected from an ROQ. The bin with the lowest chirp masses considered here is $\mathcal{M}_c \in [2.2, 5.2] M_\odot$, corresponding to a lowest *total* mass of $M \approx 5 M_\odot$ for $m_1/m_2 = 1$, which should suffice for the lightest astrophysical binary black holes. For the other parameters appearing in IMRPhenomPv2, we use the same ranges as in [58]: $1 \leq m_1/m_2 \leq 9$; $(-0.9, -0.9, 0) \leq (\chi_{1L}, \chi_{2L}, \chi_p) \leq (0.9, 0.9, 0.9)$, where χ_{1L}, χ_{2L} are the spin components along the direction of angular momentum \hat{L} ; $(0, 0) \leq (\theta_J, \alpha_0) \leq (\pi, 2\pi)$; and $m_1 \geq m_2 \geq 1 M_\odot$. In the validation steps, we also impose the bound $\chi_{1L} \geq 0.4 - 7\eta$, as was done in [58]; this is needed to avoid clustering of bad points in a particular region, indicating a limitation of the original IMRPhenomPv2 waveform model. For the ROQs with the $\delta\hat{p}_i$, it turned out to be necessary to impose an additional bound $\sqrt{\chi_{1L}^2 + \chi_p^2} \leq 0.98$.

Like for the GR version of IMRPhenomPv2, the greedy projection error is set to $\epsilon = 10^{-8}$, and the maximum interpolation error to $\beta = 10^{-6}$. Some representative distributions of the interpolation error at different validation steps are shown

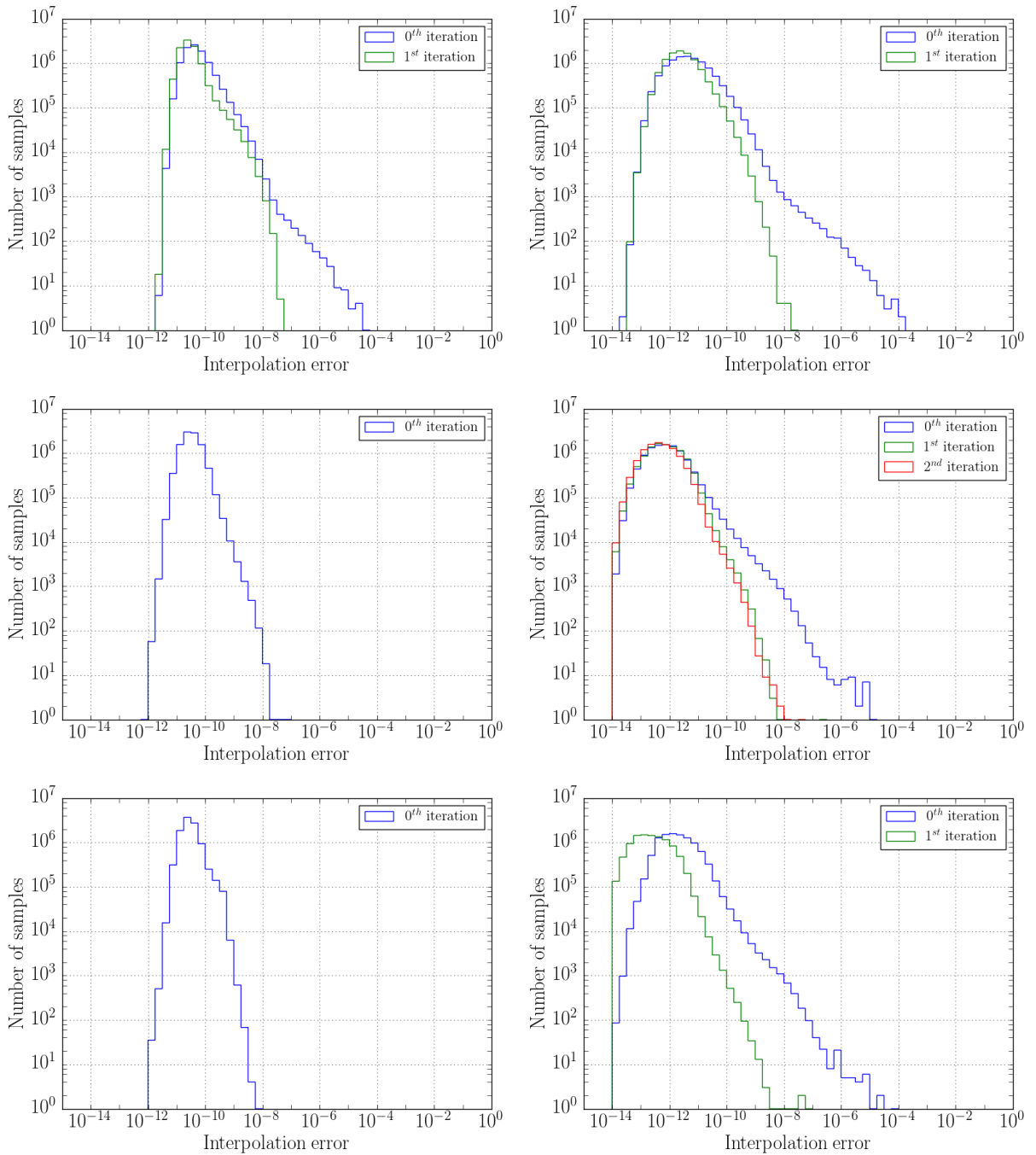


FIG. 5: Distributions of interpolation errors at different validation steps for some of the testing parameters and chirp mass bins. The left column is for the linear bases, the right column for the quadratic ones. First row: $\delta\hat{\varphi}_3$ for chirp mass bin A in Table I; second row: $\delta\hat{\beta}_2$ for bin C; third row: $\delta\hat{\lambda}_2$ for bin C. In some cases no “bad points” are found, so that the basis does not need to be enlarged and no further validation steps are needed.

in Fig. 5. As it turns out, the addition of a testing parameter $\delta\hat{\varphi}_i$ typically increases the sizes of the final bases in the different chirp mass bins by only a factor of a few, though with some exceptions; the largest increase happens to be for $\delta\hat{\varphi}_1$ and $\mathcal{M} \in [3.4, 6.2] M_\odot$, where the linear basis size went from 524 to 5264.

Table II shows the speed-ups in likelihood calculations –

defined as $[(f_{\max} - f_{\min})T + 1]/(N_L + N_Q)$ – that are achievable with the ROQs. The speed-up is greatest for long signals where analyses are the most involved. These are the theoretical speed-ups; the actual speed-ups in practical parameter estimation will vary, but tend to be the same as the theoretical ones within a factor of two or less.

Finally, the ROQs were interfaced with the abovementioned

$\delta\hat{p}_i$	A	B	C	D	E
$\delta\hat{\varphi}_0$	4.3	7.6	28.3	38.7	47.1
$\delta\hat{\varphi}_1$	3.0	4.6	8.6	11.7	27.1
$\delta\hat{\varphi}_2$	4.2	6.8	24.8	42.4	56.5
$\delta\hat{\varphi}_3$	4.0	6.1	20.8	36.9	55.8
$\delta\hat{\varphi}_4$	3.9	10.1	40.3	76.5	111.2
$\delta\hat{\varphi}_{5l}$	4.1	7.6	29.9	62.9	97.9
$\delta\hat{\varphi}_6$	3.7	9.8	39.0	76.0	114.0
$\delta\hat{\varphi}_{6l}$	3.8	10.1	42.1	78.1	117.1
$\delta\hat{\varphi}_7$	3.7	9.1	39.5	74.7	112.6
$\delta\hat{\beta}_2$	3.0	8.7	34.9	78.0	117.5
$\delta\hat{\beta}_3$	3.5	6.8	28.5	69.8	111.2
$\delta\hat{\alpha}_2$	2.8	9.2	39.4	88.2	124.6
$\delta\hat{\alpha}_3$	2.9	10.8	44.8	87.5	128.3
$\delta\hat{\alpha}_4$	2.8	10.4	43.3	88.1	131.6

TABLE II: Theoretical speed-ups of likelihood calculations due to the ROQs, for different testing parameters and the chirp mass bins of Table I. Note how these are larger for longer signals, where they are the most needed. Speed-ups in practical parameter estimation will vary, but tend to be the same as the theoretical ones within a factor of two or less.

LALInference framework. Fig. 6 compares some parameter estimation results obtained with and without the ROQ on the same simulated signal. We see that the results are consistent, with posterior density functions not differing by more than what is expected given uncertainties in the sampling process [72]. The robustness of the infrastructure will be tested in more detail in the next section.

IV. ROBUSTNESS OF THE TESTS

We now perform some checks of the correctness of the data analysis pipeline, and its robustness against waveform systematics and instrumental noise. We do this in two ways. One is to construct so-called p - p plots, which quantify the statistical inconsistencies of the posterior density distributions. Another consists of analyzing a numerical waveform injected in many different stretches of real detector noise, as a check that the pipeline behaves as it should under the combined effects of the injected waveform being different from the template waveform model, and the presence of instrumental glitches in the detector output.

A. Reliable measurement of testing parameters

A requirement for a parameter estimation algorithm is that it is capable of measuring parameters in a statistically reliable way. Detector noise can cause offsets in posterior density functions, but given a large number of signals it should be the case that the correct parameter value is recovered with a confidence p in a fraction p of the cases. Specifically, assuming GR is correct, for any of the parameterized tests it should be the case that the value $\delta\hat{p}_i = 0$ lies in a confidence interval of width p for a fraction p of the measurements. We

check this by adding 100 simulated GR signals (*injections*) to synthetic, stationary, Gaussian noise, with the predicted power spectral density at design sensitivity for the two Advanced LIGO detectors [73]. The signals have randomly chosen sky positions and orientations and are placed uniformly in co-moving volume with $D_L \in [250, 750]$ Mpc, with component masses $m_1, m_2 \in [6, 40] M_\odot$, and arbitrarily oriented spins with magnitudes $|\mathbf{S}_1|, |\mathbf{S}_2| \in [0, 0.9]$. Injections are analyzed with the ROQs whose chirp mass bins they fall into; in reality one would look at the chirp mass measured with GR templates. p - p plots for a few of the testing parameters are shown in Fig. 7. As an indicator of consistency of the results with absence of bias in the measurements, one can calculate the Kolmogorov-Smirnov (K-S) statistic, which is defined as the maximum (in absolute value) of the difference between distributions; in our case the latter are simply the p - p distribution on the one hand, and the diagonal on the other. We find K-S values of 0.04, 0.09, and 0.04 for $\delta\hat{\varphi}_3$, $\delta\hat{\beta}_2$, and $\delta\hat{\alpha}_2$ respectively. We conclude that the analyses work as expected.

B. Numerical relativity injections in real detector noise

Finally we investigate the response of the parameterized tests to a numerical relativity waveform injected in detector noise that contains instrumental glitches. In particular, we use real data from the S6 data set, but “recolored” to the early advanced Advanced LIGO noise curve from [74]; this procedure changes the average power spectral density but retains (and in fact enhances) any instrumental non-stationarities that were present in the original data. Since instrumental glitches will have a larger effect for short-duration signals, we focus on GW150914. We consider a numerical relativity waveform from the SXS catalog, whose mass ratio and spins are close to the measured means for GR150914; specifically, we pick SXS:BBH:0307 [75]. The intrinsic parameters were $(m_1, m_2) = (40.83, 33.26) M_\odot$, and $\mathbf{S}_1 = (0.092, 0.038, 0.326)$, $\mathbf{S}_2 = (0.215, 0.301, -0.558)$ at $f_{\text{ref}} = 20$ Hz. This same waveform is then injected in 21 different stretches of noise [76, 77], and the parameterized tests are performed. In choosing these stretches, care was taken to pick ones that did not exhibit egregiously large glitches (which can be done by visual inspection of time-frequency spectrograms), since the presence of a sufficiently sizeable departure from Gaussianity of the noise may preclude an event being detected in the first place. The strategy is similar to what was followed in [78] (see their Sec. III E), where the effect of possible non-stationarities on parameter estimation – in the GR case – was also assessed by injecting a particular numerical relativity waveform in different stretches of real detector noise.

As a diagnostic we define the “GR quantile” as the cumulative probability of a given $\delta\hat{p}_i$ being non-positive:

$$Q_i \equiv \int_{-\infty}^0 p(\delta\hat{p}_i|H_i, d, I) d\delta\hat{p}_i. \quad (25)$$

If the GR quantile is close to zero then the posterior $p(\delta\hat{p}_i|H_i, d, I)$ exhibits a significant offset towards positive

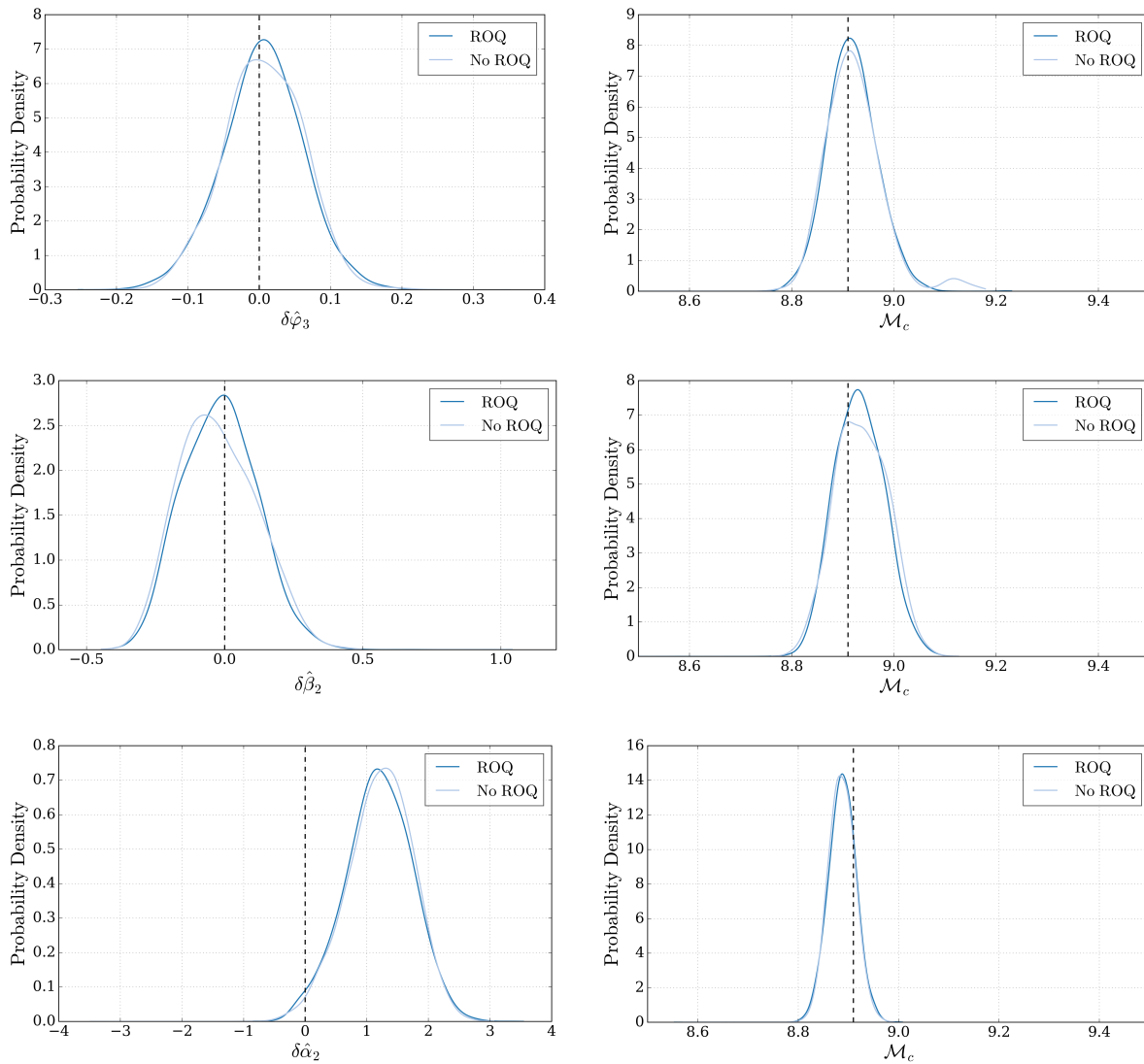


FIG. 6: A comparison of parameter estimation results on a simulated signal with parameters $\mathcal{M}_c = 8.9 M_\odot$, $q = 1.99$, $D_L = 200$ Mpc, and $\delta\hat{p}_i = 0$, in synthetic stationary, Gaussian noise, analyzed with and without the ROQ. Results are shown for the cases $\delta\hat{\varphi}_3$ (top row), $\delta\hat{\beta}_2$ (middle row), and $\delta\hat{\alpha}_2$ (bottom row). In each case we show the posterior density function for the testing parameter itself (left column) and for chirp mass (right column). The values of the parameters in the signal are indicated by the vertical dashed lines. Results with and without ROQ agree to within sampling uncertainties [72].

$\delta\hat{p}_i$; if it is close to one then there is a large offset towards negative values. Given many measurements on the same signal in different noise realizations, we expect the Q_i to be distributed uniformly on the interval $[0, 1]$.

In Fig. 8 we first of all show the 90% credible intervals for the PN testing parameters $\{\delta\hat{\varphi}_0, \dots, \delta\hat{\varphi}_7\}$ and $\{\delta\hat{\varphi}_{5l}, \delta\hat{\varphi}_{6l}\}$ for the 21 stretches of data. We note how the deviations in the PN parameters tend to alternate in sign, due to the fact that there is some correlation between them, and that the φ_i themselves have alternating signs. Next, in Fig. 9 we show the distribution of the Q_i , which despite the small sample size is indeed suggestive of uniformity on $[0, 1]$.

Needless to say, a full investigation for systems like GW150914 would require performing the parameterized tests

for a much larger sample of data stretches than the 21 used here, and it would be of interest to repeat the study for other choices of masses and spins; due to computational restrictions this was not practicable. Nevertheless, the outcome is indicative of the expected behavior.

V. MEASUREMENT SENSITIVITIES

Next we want to assess the power of our parameterized tests in constraining GR violations, and their sensitivity to selected GR violations, by adding simulated signals to stationary, Gaussian detector noise with the power spectral density of the Advanced LIGO detectors at design sensitivity [73], and

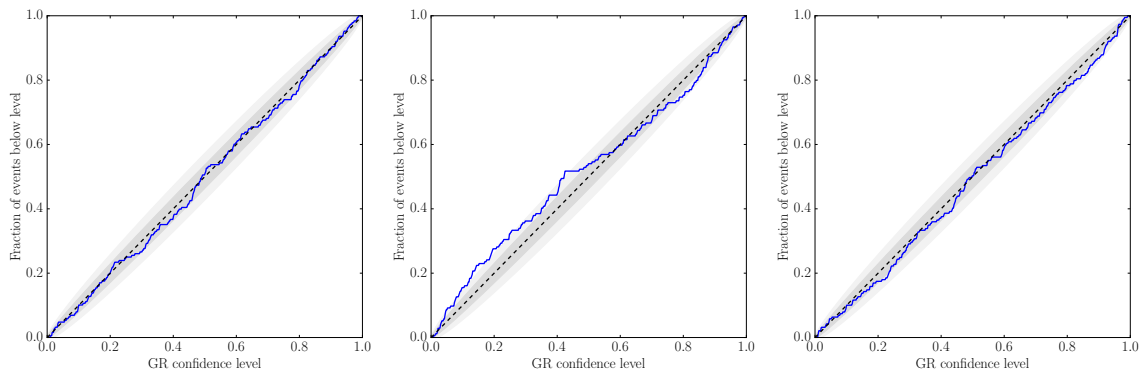


FIG. 7: Fraction of simulated signals in stationary, Gaussian noise for which the value of zero for $\delta\hat{p}_i$ is within a given confidence level. Shown are p - p plots for $\delta\hat{\varphi}_3$ (left), $\delta\hat{\beta}_2$ (middle), and $\delta\hat{\alpha}_2$ (right). The dark and light gray bands indicate the 1 - σ and 2 - σ departures from the diagonal that can be expected on theoretical grounds. The results are consistent with a general absence of bias in the measurements.

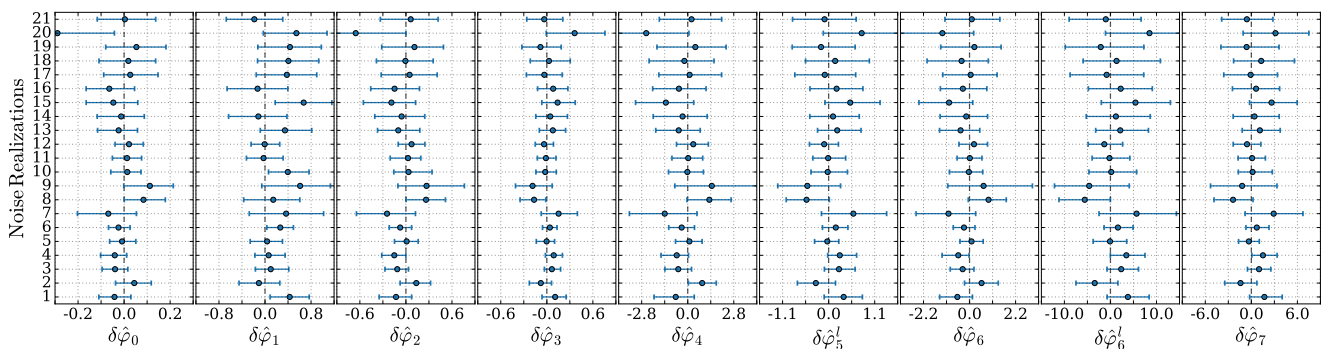


FIG. 8: 90% credible intervals for the PN testing parameters obtained by performing the parameterized tests on a numerical relativity injection in 21 different stretches of realistic detector data. Note how offsets tend to alternate from one PN testing parameter to the next; this is due to partial correlation between them, and the alternating signs of the PN parameters themselves.

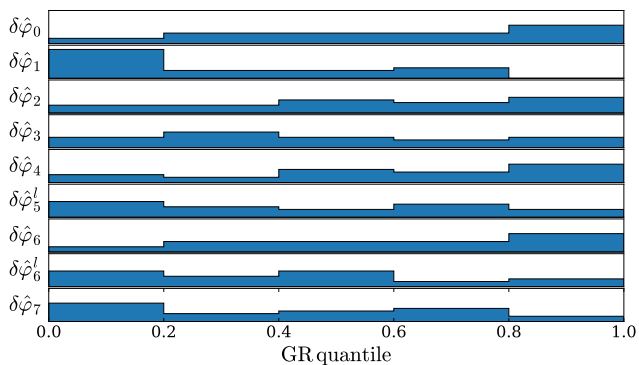


FIG. 9: Histograms of GR quantiles for the PN testing parameters corresponding to the same simulations as for Fig. 8. Though based on analyses of only 21 stretches of data, the results are consistent with the quantiles being uniformly distributed on the interval $[0, 1]$.

performing parameter estimation as in the previous section.

As far as GR violations are concerned, ideally one would

like to do this using specific alternative theories of gravity. However, in most cases the effects of particular theories have only been calculated for the inspiral, and then only to leading PN order [13, 36, 51, 79]; to our knowledge, full inspiral-merger-ringdown waveform models with reasonable inclusion of all relevant physical effects so far only exist for GR itself. Hence we confine ourselves to injections that have a deviation $\delta\hat{p}_i$ in a particular coefficient p_i , or in several of the p_i at the same time, starting from some PN order. However, in the template waveforms used for the measurements, we still only vary a single one of the $\delta\hat{p}_i$ at a time. As we shall see, if the injections have deviations in multiple coefficients, then single-parameter tests will still pick this up. In fact, even parameters that are not associated with the deviations in the signal must show deviations. Such effects had already been observed in [52, 53, 55], and should not come as a surprise: template waveform models will use whatever additional freedom they have to accommodate anomalies in the signals. At the same time, only varying one testing parameter leads to a higher measurement accuracy than for multiple parameters being varied at the same time. A drawback is that posterior densities for testing parameters can not be straightforwardly

mapped to statements about whatever additional charges, coupling constants, or energy scales may be present in some particular alternative theories. For this to be possible, accurate and complete inspiral-merger-ringdown waveforms for alternative theories would be required, but these are not currently available. However, the purpose of the parameterized tests is not to place bounds on parameters characterizing other theories, but rather to test the theory of general relativity itself, with as high an accuracy as possible.

A. Bounding GR violations

First we illustrate the ability of the parameterized tests in putting bounds on GR violations, which will get increasingly sharper as information from multiple events is combined. The posterior density functions for each of the $\delta\hat{p}_i$ obtained from the simulated signals in subsection IV A lead to combined posterior densities according to the prescription of Eq. (9). As shown in Fig. 10, after a few tens of detections these will be sharply peaked near the value of zero. In these examples, after 50 (100) detections, the $1\text{-}\sigma$ accuracies on $\delta\hat{\varphi}_3$, $\delta\hat{\beta}_2$, and $\delta\hat{\alpha}_2$ are, respectively, 0.013 (0.008), 0.020 (0.013), and 0.054 (0.032).

B. Simulated signals with deviations in particular coefficients

We now consider injections that have a deviation in a particular coefficient p_i . The GR parameters are picked to be the means of the posterior density distributions for GW150914 [2]. We focus on this type of source so as to have some amount of sensitivity to each of the inspiral, intermediate, and merger-ringdown regimes. The injections are done in stationary, Gaussian noise with the predicted power spectral density at design sensitivity for the two Advanced LIGO detectors [73]. For the deviations, we consider in turn two representative parameters from each of the inspiral, intermediate, and merger-ringdown regimes, and give the corresponding $\delta\hat{p}_i$ a magnitude that roughly corresponds to 5 times the standard deviation observed for GW150914, with both positive and negative signs. In particular, $\delta\hat{\varphi}_3 = \pm 0.4$, $\delta\hat{\varphi}_4 = \pm 3.3$, $\delta\hat{\beta}_2 = \pm 0.7$, $\delta\hat{\beta}_3 = \pm 0.8$, $\delta\hat{\alpha}_2 = \pm 1.3$, and $\delta\hat{\alpha}_4 = \pm 1.6$.

Fig. 11 shows posterior densities for the cases where the injection has either non-zero $\delta\hat{\varphi}_3$ or non-zero $\delta\hat{\varphi}_4$, and in the measurements all of the δp_i are allowed to vary in turn. A few things can be noted:

- In each case, the posterior density for the testing parameter where the deviation in the signal resides has no support at the GR value of zero, but the support does contain the injected value.
- The posterior densities of *all* of the other PN testing parameters, with the exception of $\delta\hat{\varphi}_1$, show strong offsets away from zero.
- On the other hand, the intermediate-regime and merger-ringdown testing parameters show much less of a response to a deviation in a PN parameter.

- The deviations in the PN parameters tend to alternate in sign. This reflects the fact that there is some amount of correlation between these parameters, and that the φ_i themselves have alternating signs.

The posteriors in Figs. 12 and 13, where either an intermediate-regime parameter or a merger-ringdown parameter in the signal has a deviation, show analogous behavior: For the parameter where the deviation resides, posteriors have no support at zero, but this is also the case for at least one other parameter, usually one in the same regime.

C. Simulated signals with deviations in multiple coefficients

Next we consider injections in which all the $\delta\hat{p}_i$ are non-zero starting from some PN order. Two scenarios are considered:

1. All testing parameters starting from 1.5PN have the same fractional shifts $\delta\hat{p}_i = 0.5$. This includes the sets $\delta\hat{\varphi}_{3,4,5l,6,6l,7}$, $\delta\hat{\beta}_{2,3}$, and $\delta\hat{\alpha}_{2,3,4}$.
2. All testing parameters starting from 1.5PN have shifts whose sign alternates from one parameter to the next, according to the way they are correlated: $\delta\hat{\varphi}_{3,5l,6l,7} = -0.4$, and $\delta\hat{\varphi}_{4,6} = +0.4$. For the intermediate-regime and merger-ringdown parameters, we choose $\delta\hat{\beta}_2 = \delta\hat{\beta}_3 = -0.4$ and $\delta\hat{\alpha}_2 = \delta\hat{\alpha}_3 = \delta\hat{\alpha}_4 = 0.4$.

The results are shown in Fig. 14, and can be summarized as follows:

- Again strong deviations are picked up even by testing parameters that are not associated with the violations in the signal; both for the same-sign and alternating-sign violations, all of the testing parameters return a posterior density function whose support does not contain the GR value of zero.
- Even in the case where the signs of all the deviations are the same, we see alternation in the offsets of the posterior densities for PN parameters, following the way they are correlated.
- For PN parameters from 1.5PN onwards, the measured GR violation is *larger* than the injected deviation; individual parameters respond to the collective change in the waveform induced by the shifts in all of the testing parameters together.

Hence, measuring the $\delta\hat{p}_i$ one by one can enable the discovery of GR violations also when the signal has multiple p_i that deviate from their GR values.

VI. SUMMARY AND CONCLUSIONS

In [4, 5, 12], the detected binary black hole signals were analyzed using template waveforms that allow for parameterized deviations from GR, so as to test the strong-field dynamics of

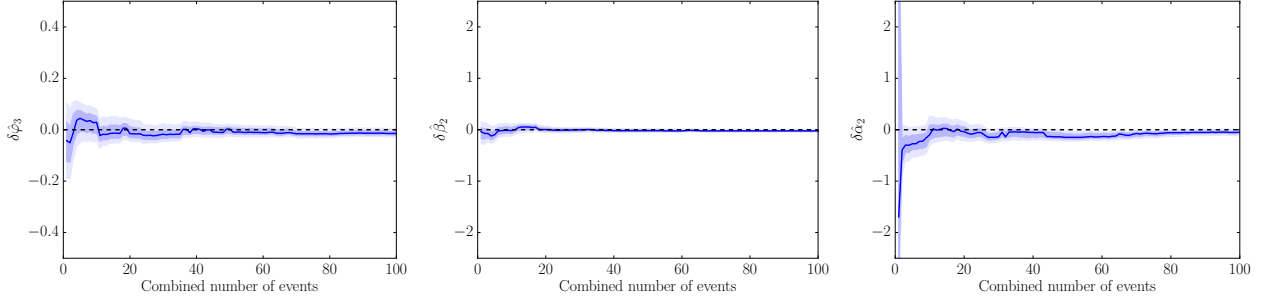


FIG. 10: Sharper constraints on deviation from GR can be obtained by combining posterior density functions for the $\delta\hat{p}_i$ from all available detections. This is illustrated for $\delta\hat{\varphi}_3$ (left), $\delta\hat{\beta}_2$ (middle), and $\delta\hat{\alpha}_2$ (right). The black curve shows the median of the joint distribution, and the darker and lighter shadings the 68% and 95% confidence intervals, respectively.

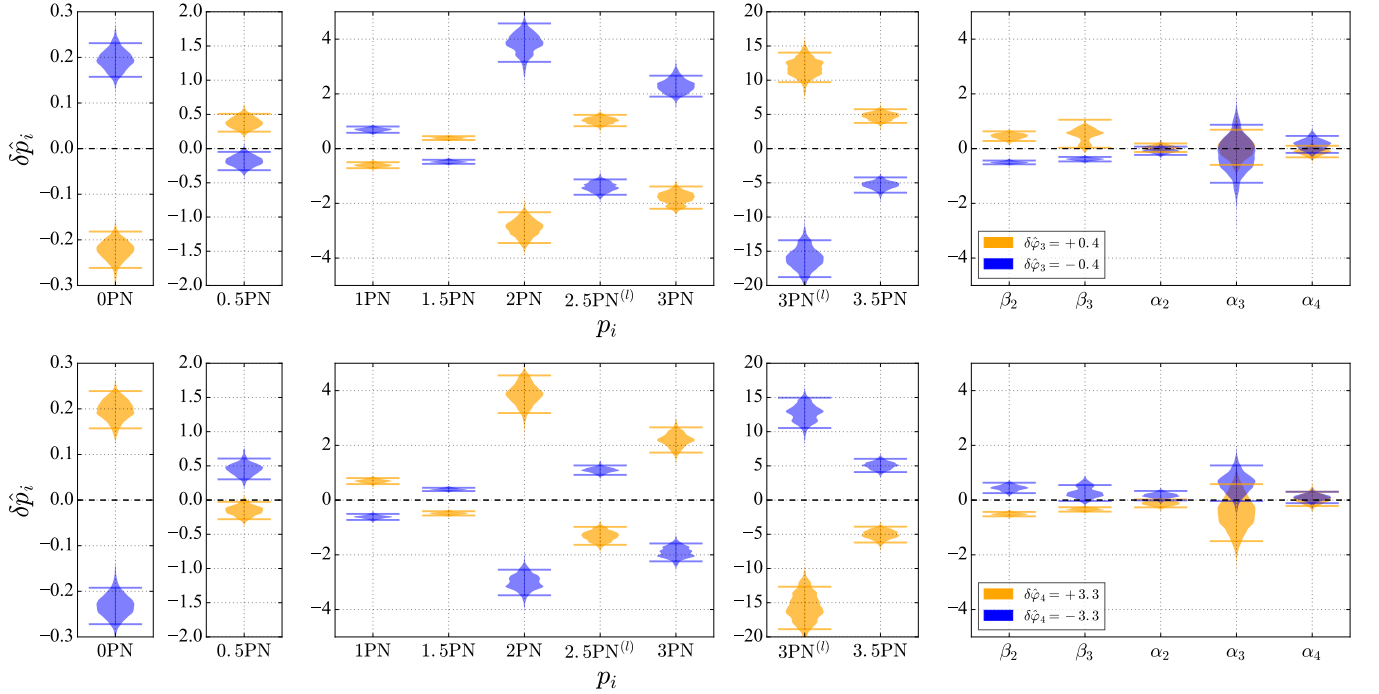


FIG. 11: Top: Posterior densities for testing parameters for an injection with $\delta\hat{\varphi}_3 = +0.4$ (orange) and $\delta\hat{\varphi}_3 = -0.4$ (blue). Bottom: posteriors for an injection with $\delta\hat{\varphi}_4 = +3.3$ (orange) and $\delta\hat{\varphi}_4 = -3.3$ (blue). Note how *all* the PN testing parameters indicate a deviation from GR, not just the ones that deviate from zero in the signal.

the theory. In this work we have introduced reduced-order quadratures that speed up likelihood calculations by factors of a few to more than a hundred, which will significantly ease the computational burden in applying the method to future events. Our chosen waveform model is IMRPhenomPv2, though we note that the method used in this paper can in principle also be applied to reduced order models for other frequency domain waveforms with parameterized deviations added, such as the ones in [61, 62]. We also established the method's robustness through p - p plots for simulated signals in synthetic Gaussian noise, and by examining the results for a numerical relativity injection in different stretches of real data from the S6 data set, recolored to the Advanced LIGO final design sensitivity. Finally, the sensitivity of the method was evaluated using both

GR injections and injections with GR violations in various parameters.

A range of alternative theories of gravity have been considered, which are often characterized by additional charges or coupling constants. The tests presented here do not easily map to statements about such parameters; putting constraints on particular alternative theories would require full inspiral-merger-ringdown waveforms of similar quality as the ones we have for GR. The regular observation of binary black hole coalescences will be an incentive for theorists to develop such models. However, the main aim of the parameterized tests is to perform stringent tests of GR itself, and as we have demonstrated, our method provides a reliable and accurate way of doing this.

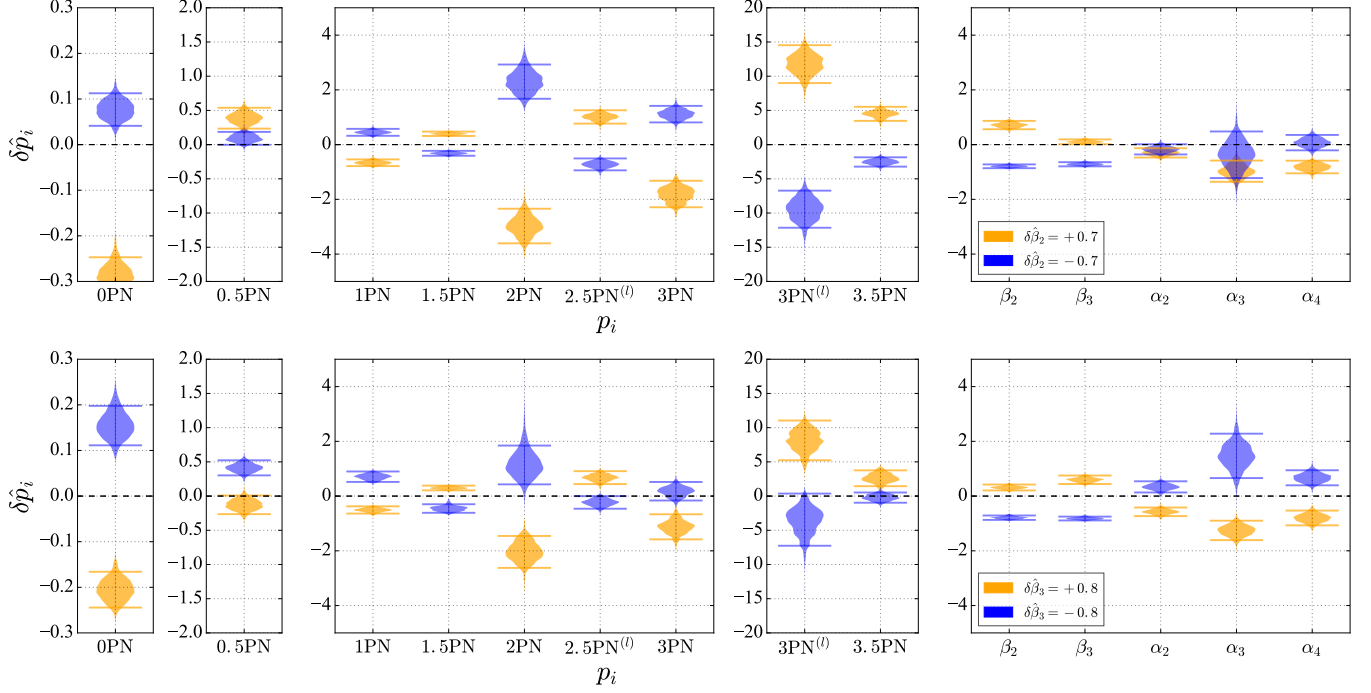


FIG. 12: Top: Posterior densities for testing parameters for an injection with $\delta\hat{\beta}_2 = +0.7$ (orange) and $\delta\hat{\beta}_2 = -0.7$ (blue). Bottom: posteriors for an injection with $\delta\hat{\beta}_3 = +0.8$ (orange) and $\delta\hat{\beta}_3 = -0.8$ (blue). In each case the GR violation is also picked up by the *other* $\delta\hat{\beta}_i$.

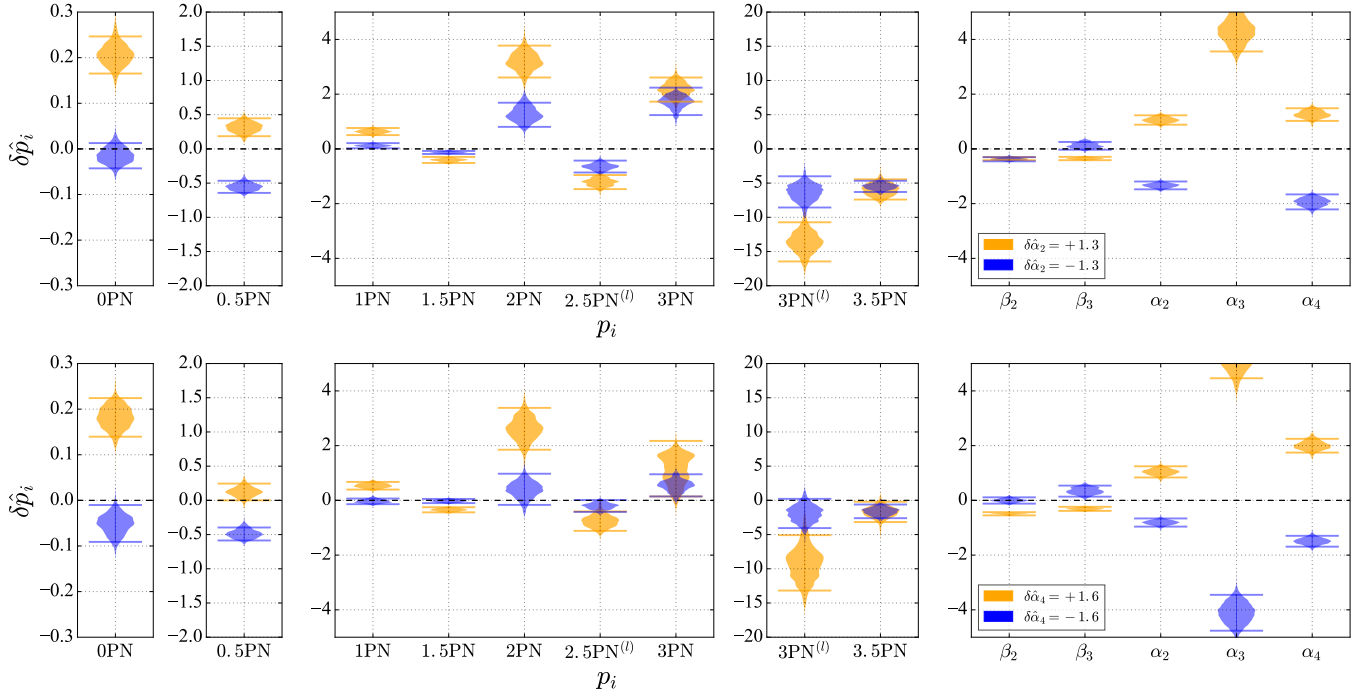


FIG. 13: Top: Posterior densities for testing parameters for an injection with $\delta\hat{\alpha}_2 = +1.3$ (orange) and $\delta\hat{\alpha}_2 = -1.3$ (blue). Bottom: posteriors for an injection with $\delta\hat{\alpha}_4 = +1.6$ (orange) and $\delta\hat{\alpha}_4 = -1.6$ (blue). Here too, in each case the other $\delta\hat{\alpha}_i$ also pick up the GR violation.

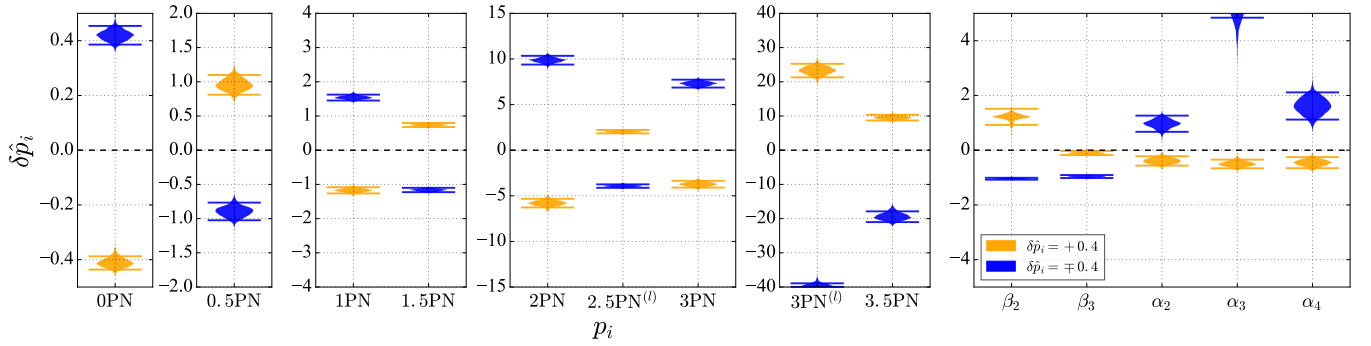


FIG. 14: Results for injections where all of the signal's testing parameters starting from 1.5PN have a fractional shift $|\delta\hat{p}_i| = 0.4$, in one case all with positive sign (orange), in another case with a sign that alternates from one parameter to the next (blue); see the main text for details. In both cases the offsets of the posterior densities follow the way successive PN coefficients are correlated. Also note how in both cases all of the $\delta\hat{p}_i$ clearly indicate a GR violation in the signal. In fact, from 1.5PN order onwards, the measured violations in PN parameters is *larger* than the injected deviation at a given order: Individual testing parameters will try to accommodate the collective change in the signal resulting from the shifts in all the parameters together.

Recently a binary neutron star merger was also discovered [44]. Here too the parameterized tests can be applied, although care should be taken so that the effects of the neutron stars' tidal deformation are not confused with a violation of GR. This can be done by analyzing the signal up to frequencies of only a few hundred Hertz so that tidal effects can be neglected [52–54], or by including tidal deformabilities in the signal. The latter approach has the advantage that the entire signal can be used, but there will also be some loss of sensitivity due to the increased dimensionality of parameter space; which approach will be the most efficient is yet to be determined. Especially for these kinds of events, which involve longer signals than for binary black holes, it would be beneficial to construct reduced-order quadratures; this too is left for future work.

Acknowledgements

The authors have benefited from discussions with many LIGO Scientific Collaboration (LSC) and Virgo Collabora-

tion members. Jeroen Meidam, Ka Wa Tsang, Archisman Ghosh, Patricia Schmidt, and Chris Van Den Broeck are supported by the research programme of the Netherlands Organisation for Scientific Research (NWO). Michalis Agathos acknowledges NWO-Rubicon Grant No. RG86688. Tjonnjie Li was partially supported by a grant from the Research Grants Council of the Chinese University of Hong Kong (Project No. CUHK 24304317), and the Direct Grant for Research from the Research Committee of the Chinese University of Hong Kong. John Veitch is supported by UK Science and Technology Facilities Council (STFC) grant ST/K005014/1. Kent Blackburn and Salvatore Vitale acknowledge the support of the National Science Foundation and the LIGO Laboratory. LIGO was constructed by the California Institute of Technology and Massachusetts Institute of Technology with funding from the National Science Foundation and operates under cooperative agreement PHY-0757058.

-
- [1] J. Aasi et al. Advanced LIGO. *Class.Quant.Grav.*, 32:074001, 2015.
- [2] B. P. Abbott. Observation of Gravitational Waves from a Binary Black Hole Merger. pages 291–311. 2017.
- [3] B. P. Abbott et al. GW151226: Observation of Gravitational Waves from a 22-Solar-Mass Binary Black Hole Coalescence. *Phys. Rev. Lett.*, 116(24):241103, 2016.
- [4] B. P. Abbott et al. Binary Black Hole Mergers in the first Advanced LIGO Observing Run. *Phys. Rev.*, X6(4):041015, 2016.
- [5] Benjamin P. Abbott et al. GW170104: Observation of a 50-Solar-Mass Binary Black Hole Coalescence at Redshift 0.2. *Phys. Rev. Lett.*, 118(22):221101, 2017.
- [6] B. P. Abbott et al. GW170608: Observation of a 19-solar-mass Binary Black Hole Coalescence. 2017.
- [7] F. Acernese et al. Advanced Virgo: a second-generation interferometric gravitational wave detector. *Class. Quant. Grav.*, 32(2):024001, 2015.
- [8] B. P. Abbott et al. GW170814: A Three-Detector Observation of Gravitational Waves from a Binary Black Hole Coalescence. *Phys. Rev. Lett.*, 119(14):141101, 2017.
- [9] Yoichi Aso et al. Interferometer design of the KAGRA gravitational wave detector. *Phys. Rev.*, D88(4):043007, 2013.
- [10] Bala Iyer et al. LIGO-India. 2011.
- [11] Emanuele Berti et al. Testing General Relativity with Present and Future Astrophysical Observations. *Class. Quant. Grav.*, 32:243001, 2015.
- [12] B. P. Abbott et al. Tests of general relativity with GW150914. *Phys. Rev. Lett.*, 116(22):221101, 2016.
- [13] Nicolas Yunes, Kent Yagi, and Frans Pretorius. Theoretical Physics Implications of the Binary Black-Hole Mergers GW150914 and GW151226. *Phys. Rev.*, D94(8):084002, 2016.
- [14] P. C. Peters and J. Mathews. Gravitational radiation from point masses in a Keplerian orbit. *Phys. Rev.*, 131:435–439, 1963.
- [15] Frans Pretorius. Evolution of binary black hole spacetimes. *Phys. Rev. Lett.*, 95:121101, 2005.
- [16] Manuela Campanelli, C. O. Lousto, P. Marronetti, and Y. Zlochower. Accurate evolutions of orbiting black-hole binaries without excision. *Phys. Rev. Lett.*, 96:111101, 2006.
- [17] John G. Baker, James R. van Meter, Sean T. McWilliams, Joan Centrella, and Bernard J. Kelly. Consistency of post-Newtonian waveforms with numerical relativity. *Phys. Rev. Lett.*, 99:181101, 2007.
- [18] Alessandra Buonanno and Thibault Damour. Effective one-body approach to general relativistic two-body dynamics. *Phys. Rev. D*, 59:084006, 1999.
- [19] Alessandra Buonanno and Thibault Damour. Transition from inspiral to plunge in binary black hole coalescences. *Phys. Rev. D*, 62:064015, 2000.
- [20] Thibault Damour, Piotr Jaranowski, and Gerhard Schaefel. Effective one body approach to the dynamics of two spinning black holes with next-to-leading order spin-orbit coupling. *Phys. Rev.*, D78:024009, 2008.
- [21] Thibault Damour and Alessandro Nagar. An Improved analytical description of inspiralling and coalescing black-hole binaries. *Phys. Rev.*, D79:081503, 2009.
- [22] Enrico Barausse and Alessandra Buonanno. An Improved effective-one-body Hamiltonian for spinning black-hole binaries. *Phys. Rev.*, D81:084024, 2010.
- [23] Luc Blanchet. Gravitational radiation from post-Newtonian sources and inspiralling compact binaries. *Living Rev. Rel.*, 5:3, 2002.
- [24] C. V. Vishveshwara. Scattering of Gravitational Radiation by a Schwarzschild Black-hole. *Nature*, 227:936–938, 1970.
- [25] William H. Press. Long Wave Trains of Gravitational Waves from a Vibrating Black Hole. *Astrophys. J.*, 170:L105–L108, 1971.
- [26] S. Chandrasekhar and S. Detweiler. The quasi-normal modes of the Schwarzschild black hole. *Proc. Roy. Soc. Lond.*, A344:441–452, 1975.
- [27] Andrea Taracchini et al. Effective-one-body model for black-hole binaries with generic mass ratios and spins. *Phys. Rev.*, D89(6):061502, 2014.

- [28] P. Ajith et al. A Template bank for gravitational waveforms from coalescing binary black holes. I. Non-spinning binaries. *Phys. Rev.*, D77:104017, 2008. [Erratum: *Phys. Rev.*D79,129901(2009)].
- [29] P. Ajith et al. Inspiral-merger-ringdown waveforms for black-hole binaries with non-precessing spins. *Phys. Rev. Lett.*, 106:241101, 2011.
- [30] L. Santamaría, F. Ohme, P. Ajith, B. Brügmann, N. Dorband, M. Hannam, S. Husa, P. Moesta, D. Pollney, C. Reisswig, E. L. Robinson, J. Seiler, and B. Krishnan. Matching post-Newtonian and numerical relativity waveforms: systematic errors and a new phenomenological model for non-precessing black hole binaries. *Phys. Rev.*, D82:064016, 2010.
- [31] Sascha Husa, Sebastian Khan, Mark Hannam, Michael Pürrer, Frank Ohme, Xisco Jimnez Forteza, and Alejandro Bohé. Frequency-domain gravitational waves from non-precessing black-hole binaries. I. New numerical waveforms and anatomy of the signal. arXiv:1508.07250, 2015.
- [32] Sebastian Khan, Sascha Husa, Mark Hannam, Frank Ohme, Michael Pürrer, Xisco Jimnez Forteza, and Alejandro Bohé. Frequency-domain gravitational waves from non-precessing black-hole binaries. II. A phenomenological model for the advanced detector era. 2015. arXiv:1508.07253.
- [33] Mark Hannam, Patricia Schmidt, Alejandro Bohé, Lela Haegel, Sascha Husa, Frank Ohme, Geraint Pratten, and Michael Pürrer. Simple Model of Complete Precessing Black-Hole-Binary Gravitational Waveforms. *Phys. Rev. Lett.*, 113(15):151101, 2014.
- [34] Gian F. Giudice, Matthew McCullough, and Alfredo Urbano. Hunting for Dark Particles with Gravitational Waves. *JCAP*, 1610(10):001, 2016.
- [35] Vitor Cardoso, Edgardo Franzin, Andrea Maselli, Paolo Pani, and Guilherme Raposo. Testing strong-field gravity with tidal Love numbers. *Phys. Rev.*, D95(8):084014, 2017. [Addendum: *Phys. Rev.*D95,no.8,089901(2017)].
- [36] N. Yunes and F. Pretorius. Fundamental theoretical bias in gravitational wave astrophysics and the parametrized post-Einsteinian framework. *Phys. Rev. D*, 80(12):122003, December 2009.
- [37] Vitor Cardoso, Seth Hopper, Caio F. B. Macedo, Carlos Palenzuela, and Paolo Pani. Gravitational-wave signatures of exotic compact objects and of quantum corrections at the horizon scale. *Phys. Rev.*, D94(8):084031, 2016.
- [38] T. Littenberg and N. J. Cornish. A Bayesian approach to the detection problem in gravitational wave astronomy. *Physical Review D*, 80(6):063007, September 2009.
- [39] Neil J. Cornish and Tyson B. Littenberg. BayesWave: Bayesian Inference for Gravitational Wave Bursts and Instrument Glitches. *Class. Quant. Grav.*, 32(13):135012, 2015.
- [40] Abhirup Ghosh et al. Testing general relativity using golden black-hole binaries. *Phys. Rev.*, D94(2):021101, 2016.
- [41] Abhirup Ghosh, Nathan K. Johnson-Mcdaniel, Archisman Ghosh, Chandra Kant Mishra, Parameswaran Ajith, Walter Del Pozzo, Christopher P. L. Berry, Alex B. Nielsen, and Lionel London. Testing general relativity using gravitational wave signals from the inspiral, merger and ringdown of binary black holes. 2017.
- [42] C. M. Will. Bounding the mass of the graviton using gravitational-wave observations of inspiralling compact binaries. *Phys. Rev. D*, 57:2061–2068, February 1998.
- [43] Saeed Mirshekari, Nicolas Yunes, and Clifford M. Will. Constraining Generic Lorentz Violation and the Speed of the Graviton with Gravitational Waves. *Phys. Rev.*, D85:024041, 2012.
- [44] B.P. Abbott et al. GW170817: Observation of Gravitational Waves from a Binary Neutron Star Inspiral. *Phys. Rev. Lett.*, 119(16):161101, 2017.
- [45] V. Alan Kosteleck and Matthew Mewes. Testing local Lorentz invariance with gravitational waves. *Phys. Lett.*, B757:510–514, 2016.
- [46] B. P. Abbott et al. Gravitational Waves and Gamma-rays from a Binary Neutron Star Merger: GW170817 and GRB 170817A. *Astrophys. J.*, 848(2):L13, 2017.
- [47] Clifford M. Will. The confrontation between general relativity and experiment. *Living Rev. Rel.*, 9:3, 2005.
- [48] Luc Blanchet and B. S. Sathyaprakash. Signal analysis of gravitational wave tails. *Class. Quant. Grav.*, 11:2807–2832, 1994.
- [49] Luc Blanchet and B. S. Sathyaprakash. Detecting the tail effect in gravitational wave experiments. *Phys. Rev. Lett.*, 74:1067–1070, 1995.
- [50] Chandra Kant Mishra, K.G. Arun, Bala R. Iyer, and B.S. Sathyaprakash. Parametrized tests of post-Newtonian theory using Advanced LIGO and Einstein Telescope. *Phys. Rev. D*, 82:064010, 2010.
- [51] Neil Cornish, Laura Sampson, Nicolas Yunes, and Frans Pretorius. Gravitational Wave Tests of General Relativity with the Parameterized Post-Einsteinian Framework. *Phys. Rev.*, D84:062003, 2011.
- [52] T. G. F. Li, W. Del Pozzo, S. Vitale, C. Van Den Broeck, M. Agathos, J. Veitch, K. Grover, T. Sidery, R. Sturani, and A. Vecchio. Towards a generic test of the strong field dynamics of general relativity using compact binary coalescence. *Phys. Rev.*, D85:082003, 2012.
- [53] T. G. F. Li, W. Del Pozzo, S. Vitale, C. Van Den Broeck, M. Agathos, J. Veitch, K. Grover, T. Sidery, R. Sturani, and A. Vecchio. Towards a generic test of the strong field dynamics of general relativity using compact binary coalescence: Further investigations. *J. Phys. Conf. Ser.*, 363:012028, 2012.
- [54] Michalis Agathos, Walter Del Pozzo, Tjonnie G. F. Li, Chris Van Den Broeck, John Veitch, and Salvatore Vitale. TIGER: A data analysis pipeline for testing the strong-field dynamics of general relativity with gravitational wave signals from coalescing compact binaries. *Phys. Rev.*, D89(8):082001, 2014.
- [55] Laura Sampson, Neil Cornish, and Nicolas Yunes. Gravitational Wave Tests of Strong Field General Relativity with Binary Inspirals: Realistic Injections and Optimal Model Selection. *Phys. Rev.*, D87(10):102001, 2013.
- [56] Harbir Antil, Scott E. Field, Frank Herrmann, Ricardo H. Nochetto, and Manuel Tiglio. Two-step greedy algorithm for reduced order quadratures. *J. Sci. Comput.*, 57:604–637, 2013.
- [57] Priscilla Canizares, Scott E. Field, Jonathan R. Gair, and Manuel Tiglio. Gravitational wave parameter estimation with compressed likelihood evaluations. *Phys. Rev.*, D87(12):124005, 2013.
- [58] Rory Smith, Scott E. Field, Kent Blackburn, Carl-Johan Haster, Michael Prer, Vivien Raymond, and Patricia Schmidt. Fast and accurate inference on gravitational waves from precessing compact binaries. *Phys. Rev.*, D94(4):044031, 2016.
- [59] Scott E. Field, Chad R. Galley, Frank Herrmann, Jan S. Hesthaven, Evan Ochsner, et al. Reduced basis catalogs for gravitational wave templates. *Phys. Rev. Lett.*, 106:221102, 2011.
- [60] Scott E. Field, Chad R. Galley, Jan S. Hesthaven, Jason Kaye, and Manuel Tiglio. Fast prediction and evaluation of gravitational waveforms using surrogate models. *Phys. Rev.*, X4(3):031006, 2014.
- [61] Michael Pürrer. Frequency domain reduced order models for gravitational waves from aligned-spin compact binaries. *Class. Quant. Grav.*, 31(19):195010, 2014.
- [62] Michael Pürrer. Frequency domain reduced order model of

- aligned-spin effective-one-body waveforms with generic mass-ratios and spins. 2015. arXiv:1512.02248.
- [63] Jonathan Blackman, Scott E. Field, Chad R. Galley, Bla Szilgyi, Mark A. Scheel, Manuel Tiglio, and Daniel A. Hemberger. Fast and Accurate Prediction of Numerical Relativity Waveforms from Binary Black Hole Coalescences Using Surrogate Models. *Phys. Rev. Lett.*, 115(12):121102, 2015.
- [64] Jonathan Blackman, Scott E. Field, Mark A. Scheel, Chad R. Galley, Daniel A. Hemberger, Patricia Schmidt, and Rory Smith. A Surrogate Model of Gravitational Waveforms from Numerical Relativity Simulations of Precessing Binary Black Hole Mergers. *Phys. Rev.*, D95(10):104023, 2017.
- [65] Richard O’Shaughnessy, Jonathan Blackman, and Scott E. Field. An architecture for efficient gravitational wave parameter estimation with multimodal linear surrogate models. *Class. Quant. Grav.*, 34(14):144002, 2017.
- [66] Jonathan Blackman, Scott E. Field, Mark A. Scheel, Chad R. Galley, Christian D. Ott, Michael Boyle, Lawrence E. Kidder, Harald P. Pfeiffer, and Bla Szilgyi. Numerical relativity waveform surrogate model for generically precessing binary black hole mergers. *Phys. Rev.*, D96(2):024058, 2017.
- [67] Patricia Schmidt, Mark Hannam, and Sascha Husa. Towards models of gravitational waveforms from generic binaries: A simple approximate mapping between precessing and non-precessing inspiral signals. *Phys. Rev.*, D86:104063, 2012.
- [68] Patricia Schmidt, Frank Ohme, and Mark Hannam. Towards models of gravitational waveforms from generic binaries II: Modelling precession effects with a single effective precession parameter. *Phys. Rev.*, D91(2):024043, 2015.
- [69] Sebastian Khan. Private communication.
- [70] Manuela Campanelli, Carlos O. Lousto, Yosef Zlochower, Badri Krishnan, and David Merritt. Spin Flips and Precession in Black-Hole-Binary Mergers. *Phys. Rev. D*, 75:064030, 2007.
- [71] J. Veitch and A. Vecchio. Bayesian coherent analysis of in-spiral gravitational wave signals with a detector network. *Phys.Rev.*, D81:062003, 2010.
- [72] J. Veitch et al. Parameter estimation for compact binaries with ground-based gravitational-wave observations using the LAL-Inference software library. *Phys.Rev.*, D91(4):042003, 2015.
- [73] Advanced LIGO anticipated sensitivity curves. LIGO Document T0900288-v3.
- [74] Benjamin P. Abbott et al. Prospects for Observing and Localizing Gravitational-Wave Transients with Advanced LIGO, Advanced Virgo and KAGRA. 2013. [Living Rev. Rel.19,1(2016)].
- [75] <https://data.black-holes.org/waveforms/index.html>.
- [76] Chad R. Galley and Patricia Schmidt. Fast and efficient evaluation of gravitational waveforms via reduced-order spline interpolation. 2016.
- [77] Patricia Schmidt, Ian W. Harry, and Harald P. Pfeiffer. Numerical Relativity Injection Infrastructure. 2017.
- [78] Benjamin P. Abbott et al. Effects of waveform model systematics on the interpretation of GW150914. *Class. Quant. Grav.*, 34(10):104002, 2017.
- [79] Nicols Yunes and Xavier Siemens. Gravitational-Wave Tests of General Relativity with Ground-Based Detectors and Pulsar Timing-Arrays. *Living Rev. Rel.*, 16:9, 2013.