

# Effects of causality on the fluidity and viscous horizon of quark-gluon plasma

Mahfuzur Rahaman<sup>1,2,\*</sup> and Jan-e Alam<sup>1,2,†</sup>

<sup>1</sup>Variable Energy Cyclotron Centre, 1/AF, Bidhan Nagar, Kolkata - 700064, India

<sup>2</sup>Homi Bhabha National Institute, Training School Complex, Anushaktinagar, Mumbai - 400085, India

The second order Israel-Stewart-Müller relativistic hydrodynamics has been applied to study the effects of causality on the acoustic oscillation in relativistic fluid. Causal dispersion relations have been derived with non-vanishing shear viscosity, bulk viscosity and thermal conductivity at non-zero temperature and chemical potential. These relations have been used to investigate the fluidity of Quark Gluon Plasma (QGP) at finite temperature ( $T$ ). Results of the first order dissipative hydrodynamics have been obtained as limiting case of the second order theory. The effects of the causality on the fluidity near the transition point and on viscous horizon are found to be significant. We observe that the inclusion of causality reduces the fluidity of QGP. It has also been shown that the inclusion of large magnetic field in the causal hydrodynamics alters the fluidity of QGP.

PACS numbers: 12.38.Mh,25.75.-q

## I. INTRODUCTION

The collision of heavy ions at relativistic energies creates matter in a new state called quark-gluon plasma (QGP) [1, 2]. The QGP can be created with different temperatures ( $T$ ) and net baryonic chemical potential ( $\mu$ ) by altering the energy of the colliding beams [3]. For example, the system formed in the nuclear collisions at Large Hadron Collider (LHC) will have very small  $\mu$  but large  $T$ . On the other hand the matter created at GSI-FAIR energy or at lower energy run of Relativistic Heavy Ion Collider (RHIC) will have larger  $\mu$  but smaller  $T$ . Nature of the transition from QGP to hadrons depends on the values of  $T$  and  $\mu$  [4]. It is expected that at high  $\mu$  the phase transition will be first order but at high  $T$  low  $\mu$  it may just a continuous transition from QGP to hadrons [5–7]. The cooling caused by expansion due to high internal pressure of QGP will revert the system to the hadronic phase. The system may encounter the critical point in the QCD phase diagram during the transition from QGP to hadrons. The characterization of the fluid at the critical point is one of the most crucial problem in heavy ion collision at relativistic energies.

Lattice QCD simulations at zero  $\mu$  indicate that strongly interacting nuclear matter undergoes a rapid transition from a chirally broken confined hadronic phase to a chirally symmetric, deconfined QGP around  $T_c \sim 155$  MeV [8]. Due to the high internal pressure of the QGP, therefore, it will expand very fast and the evolution of the system in space-time QGP can be studied by using relativistic viscous hydrodynamics. In general, the presence of non-zero transport coefficient, like shear and bulk viscosities and thermal conductivity may make the characterization of QGP fluid more challenging and complex. The relativistic fluid dynamical model in first order approximations suffers from severe flaws, *e.g.* it vio-

lates causality and leads to unstable solutions [9]. These unphysical behaviors were resolved by Müller[10] using Grad's 14 moment method[11] and its relativistic covariant form is due to Israel and Stewart[12]. These theories are known as second order theories and based upon extended irreversible thermodynamics. The first order and second order hydrodynamical descriptions stem from the definition of entropy 4-current. Eckart and Landau-Lifshits taken only the terms linear in dissipative fluxes, called first order theory but Israel and Stewart argued that the second order terms restore causality leading to stable solutions. Hence it is known as second order theory. The conservation of energy-momentum tensor and conserved charge density (e.g. net baryon number density) along with the second law of thermodynamics give the dynamical transport equations which are hyperbolic in nature and respect causality.

The transport coefficients such as shear viscosity, bulk viscosity, thermal conductivity etc. are taken as input in 1st order hydrodynamics. These transport coefficients can be estimated by kinetic theory. In addition to these standard transport coefficients, the causal theory contains a few more thermodynamic functions which are known as second-order coefficients. These coefficients along with the standard transport coefficients, correspond to different relaxation times and relaxation lengths for various dissipative fluxes which are absent in acausal theory. The results of acausal theory can be obtained by setting these extra coefficients to zero in causal theory. In this work we use the relativistic causal hydrodynamics to investigate propagation of acoustic wave through dissipative fluid with non-zero net baryonic charge having non-zero shear viscosity, bulk viscosity and thermal conductivity following procedure outlined in Ref.[17]. Earlier, Maartens et al. [13] has explored causal hydrodynamics to study the dissipation of acoustic waves in baryon-photon fluid in early universe.

The present article is organized as follows: In Sec. II, we will discuss the formalism used to derive the transverse and longitudinal dispersion relations for sound wave within the framework of causal hydrodynamics. Disper-

\*Electronic address: mahfuzurahaman01@gmail.com

†Electronic address: jane@vecc.gov.in

sion relations for sound wave in the dissipative system with the inclusion of magnetic field have been derived in section III. The impact of the causality and external magnetic field on the fluidity has been discussed in section IV. Section V has been devoted to present results and finally section VI has been dedicated to summary and discussions. We have used natural unit, *i.e.*  $c = \hbar = k_B = 1$  here and the Minkowski metric is set as  $g^{\lambda\mu} = \text{diag}(-, +, +, +)$ .

## II. FORMALISM: DERIVATION OF CAUSAL DISPERSION RELATIONS

The relativistic energy-momentum tensor ( $T^{\lambda\mu}$ ) in the Israel-Stewart[12] second order theory is given by:

$$T^{\lambda\mu} = \epsilon u^\lambda u^\mu + P \Delta^{\lambda\mu} + 2h^{(\lambda} u^{\mu)} + \tau^{\lambda\mu} \quad (1)$$

where the dissipative viscous stress tensor  $\tau^{\lambda\mu} = \Pi \Delta^{\lambda\mu} + \pi^{\lambda\mu}$  with  $\pi_\lambda^\lambda = h^\lambda u_\lambda = \tau^{\lambda\mu} u_\lambda = 0$  where the projection operator is defined by  $\Delta^{\lambda\mu} = g^{\lambda\mu} + u^\mu u^\lambda$  with  $u^\mu u_\mu = -1$ . The heat flux four vector is given by  $q^\mu = h^\mu - n^\mu(\epsilon + P)/n$ , the particle four flow  $N^\mu = nu^\mu + n^\mu$  with  $n^\mu u_\mu = 0$ . Here  $n$  is the net number density,  $\Pi$  is the bulk pressure,  $u^\mu$  is the fluid four velocity,  $\epsilon$  is the energy density,  $P$  is the thermodynamic pressure and  $h$  is the enthalpy density. The symmetric tensor  $h^{(\lambda} u^{\mu)}$  is defined as  $h^{(\lambda} u^{\mu)} = \frac{1}{2}(h^\lambda u^\mu + h^\mu u^\lambda)$ .

The definition of fluid four velocity in Eq.1 can be fixed by choosing a proper reference frame attached to the fluid element. There are two such choices-Landau-Lifshitz (LL) frame and Eckart frame. The Eckart frame [14] represents a local rest frame for which the net charge dissipation is zero but the net energy dissipation is non-zero, called particle frame. The LL frame [15] represents a local rest frame for the energy dissipation is zero but the net charge dissipation is non-zero referred as energy frame. We study a system with net non-zero charge (baryon number) and therefore, consider LL frame.

In LL frame (energy frame):  $h^\mu = 0$ ,  $n^\mu = -nq^\mu/(\epsilon + P)$  and the different viscous fluxes are given by [12]

$$\begin{aligned} \Pi &= -\frac{1}{3}\zeta(u_{|\mu}^\mu + \beta_0 \dot{\Pi} - \alpha_0 q_{|\mu}^\mu) \\ q^\lambda &= \chi T \Delta^{\lambda\mu} [(\partial_\mu \alpha) n T / (\epsilon + P) - \beta_1 \dot{q}_\mu + \alpha_0 \partial_\mu \Pi + \alpha_1 \Pi_{|\mu}^\nu] \\ \Pi_{\lambda\mu} &= -2\eta[u_{\langle\lambda} u_{\mu\rangle} + \beta_2 \dot{\Pi}_{\lambda\mu} - \alpha_1 q_{\langle\lambda} u_{\mu\rangle}] \end{aligned} \quad (2)$$

where  $\zeta$  is the coefficient of bulk viscosity,  $\eta$  is the coefficient of shear viscosity,  $\chi$  is the coefficient of bulk thermal conductivity,  $\alpha = \mu/T$ ,  $\beta_0, \beta_1, \beta_2$  are relaxation coefficients and  $\alpha_0, \alpha_1$  are coupling coefficients. The relaxation times for the bulk pressure ( $\tau_\Pi$ ), the heat flux ( $\tau_q$ ) and the shear tensor ( $\tau_\pi$ ) are defined as [16]

$$\tau_\Pi = \zeta \beta_0, \tau_q = k_B T \beta_1, \tau_\pi = 2\eta \beta_2 \quad (3)$$

The relaxation lengths, which couple the heat flux and bulk pressure ( $l_{\Pi q}, l_{q\Pi}$ ), the heat flux and shear tensor

( $l_{q\pi}, l_{\pi q}$ ) are defined as

$$l_{\Pi q} = \zeta \alpha_0, l_{q\Pi} = k_B T \alpha_0, l_{q\pi} = k_B T \alpha_1, l_{\pi q} = 2\eta \alpha_1 \quad (4)$$

The symmetric, trace free part of the spatial projection is defined by  $A_{\lambda\mu} \equiv [\Delta_{(\lambda}^\alpha \Delta_{\mu)}^\beta - \frac{1}{3} \Delta_{\lambda\mu} \Delta^{\alpha\beta}] A_{\alpha\beta}$  and  $u_{|\mu}^\mu \equiv \partial_\mu u^\mu$ . Since in energy frame  $h = 0$ , then the energy-momentum tensor reduces to

$$T^{\lambda\mu} = \epsilon u^\lambda u^\mu + P \Delta^{\lambda\mu} + \Pi \Delta^{\lambda\mu} + \pi^{\lambda\mu} \quad (5)$$

If we put the explicit forms of  $\Pi, q^\lambda$  and  $\pi^{\lambda\mu}$  given by Eq.2 into Eq.1, then we will get

$$\begin{aligned} T^{\lambda\mu} &= \epsilon u^\lambda u^\mu + P \Delta^{\lambda\mu} - \frac{1}{3} \zeta u_{|\sigma}^\sigma \Delta^{\lambda\mu} + \frac{1}{9} \zeta^2 \beta_0 \partial_0 u_{|\rho}^\rho \Delta^{\lambda\mu} \\ &+ \frac{\zeta \alpha_0}{3} \partial_\sigma [\chi T \Delta^{\sigma\rho} (\partial_\rho \alpha) \frac{nT}{P + \epsilon} \Delta^{\lambda\mu}] - 2\eta u^{\langle\lambda} u^{\mu\rangle} \\ &+ 4\eta^2 \beta_2 \partial_0 u^{\langle\lambda} u^{\mu\rangle} + 2\alpha_1 \eta q^{\langle\lambda} u^{\mu\rangle} \end{aligned} \quad (6)$$

where we have kept terms upto second order in space-time derivatives and neglected all the higher order space-time derivatives. We impart a small perturbations  $P_1, \epsilon_1, n_1, T_1$  and  $u_1^\alpha$  to  $P, \epsilon, n, T$  and  $u^\alpha$  respectively to study how these perturbations set acoustic oscillations and decays while propagating through the medium. We have set  $u_1^0 = 0$  to preserve the normalization condition  $u^\alpha u_\alpha = -1$ .

To analyze the fate of the perturbation in the dissipative medium we assume that the space time dependence of the perturbation is  $\sim \exp[-i(kx - \omega t)]$ . The perturbation in different components of  $T^{\lambda\mu}$  appear as follows:

$$\begin{aligned} T_1^{00} &= \epsilon_1 \\ T_1^{i0} &= (\epsilon + P) u_1^i + \frac{\zeta}{3} \frac{nT^2}{\epsilon + P} \chi \alpha_0 u_1^i \nabla^2 \alpha + 2\alpha_1 \eta \chi \frac{nT^2}{P + \epsilon} \\ &\times \{(\vec{u}_1 \cdot \vec{\nabla}) \partial^i \alpha - \frac{1}{3} u_1^i \nabla^2 \alpha\} \\ T_1^{ij} &= P_1 g^{ij} - \frac{1}{3} \zeta \{i \vec{k} \cdot \vec{u}_1 - \frac{1}{3} \zeta \beta_0 \omega (\vec{k} \cdot \vec{u}_1)\} g^{ij} \\ &+ \frac{1}{3} \zeta \alpha_0 \chi \left[ i \{(\vec{k} \cdot \vec{\nabla}) \alpha\} \aleph + \aleph \nabla^2 \alpha + \frac{nT^2}{P + \epsilon} \{2(\vec{u}_1 \cdot \vec{\nabla}) \dot{\alpha} \right. \\ &+ i \dot{\alpha} (\vec{k} \cdot \vec{u}_1) - i \omega (\vec{u}_1 \cdot \vec{\nabla}) \alpha \left. \right] g^{ij} - i \eta [k^j u_1^i + k^i u_1^j \\ &- \frac{2}{3} g^{ij} (\vec{k} \cdot \vec{u}_1)] + 2\eta^2 \beta_2 \omega \{k^j u_1^i + k^i u_1^j - \frac{2}{3} g^{ij} (\vec{k} \cdot \vec{u}_1)\} \\ &+ i \alpha_1 \eta \chi \aleph [k^j (\partial^i \alpha) + k^i (\partial^j \alpha) - \frac{2}{3} k_i (\partial^l \alpha)] \\ &+ 2\alpha_1 \eta \chi \frac{nT^2}{P + \epsilon} \{u_1^i (\partial^j \dot{\alpha}) + u_1^j (\partial^i \dot{\alpha}) - \frac{2}{3} g^{ij} (\vec{u}_1 \cdot \vec{\nabla}) \dot{\alpha}\} \\ &+ i \alpha_1 \eta \chi \{k^j u_1^i \dot{\alpha} + k^i u_1^j \dot{\alpha} - \frac{2}{3} g^{ij} (\vec{k} \cdot \vec{u}_1) \dot{\alpha}\} \end{aligned} \quad (7)$$

where

$$\begin{aligned} \aleph &= \left\{ \frac{n_1 T^2 + 2TT_1 n}{P + \epsilon} - \frac{nT^2 (P_1 + \epsilon_1)}{(P + \epsilon)^2} \right\} \\ &+ i \alpha_1 \eta \chi [k^j u_1^i \dot{\alpha} + k^i u_1^j \dot{\alpha} - \frac{2}{3} g^{ij} (\vec{k} \cdot \vec{u}_1) \dot{\alpha}] \end{aligned} \quad (8)$$

The equations of motion (EoMs) of perturbations dictated by the conservation of energy-momentum tensor and conservation of number density are given by,

$$\partial_\mu T^{\mu\lambda} = 0, \quad \partial_\mu N^\mu = 0 \quad (9)$$

The EoM in the frequency-wave vector space take the following form:

$$\begin{aligned} 0 &= \omega T_1^{i0} - k_j T_1^{ij} \\ &= \omega(\epsilon + P)u_1^i + \frac{1}{3} \frac{nT^2}{\epsilon + P} \zeta \omega \chi \alpha_0 u_1^i \nabla^2 \alpha + 2\alpha_1 \eta \chi \omega \frac{nT^2}{P + \epsilon} \\ &\times \{ (\vec{u}_1 \cdot \vec{\nabla}) \partial^i \alpha - \frac{1}{3} u_1^i \nabla^2 \alpha \} - k^i P_1 + \frac{1}{3} \zeta k^i \{ i \vec{k} \cdot \vec{u}_1 \\ &- \frac{1}{3} \zeta \beta_0 \omega (\vec{k} \cdot \vec{u}_1) \} - \frac{1}{3} \zeta \alpha_0 \chi k^i \left[ i (\vec{k} \cdot \vec{\nabla}) \alpha + \nabla^2 \alpha \right. \\ &\left. + \frac{nT^2}{P + \epsilon} \{ 2(\vec{u}_1 \cdot \vec{\nabla}) \dot{\alpha} + i \dot{\alpha} (\vec{k} \cdot \vec{u}_1) - i \omega (\vec{u}_1 \cdot \vec{\nabla}) \alpha \} \right] \\ &+ i \eta [k^2 u_1^i + k^i (\vec{k} \cdot \vec{u}_1) - \frac{2}{3} k^i (\vec{k} \cdot \vec{u}_1)] - 2\eta^2 \beta_2 \omega \{ k^2 u_1^i \\ &+ k^i (\vec{k} \cdot \vec{u}_1) - \frac{2}{3} k^i (\vec{k} \cdot \vec{u}_1) \} - i \alpha_1 \eta \chi \nabla \{ k^2 (\partial^i \alpha) \\ &+ k^i (\vec{k} \cdot \vec{\nabla}) \alpha - \frac{2}{3} k^i (\vec{k} \cdot \vec{\nabla}) \alpha \} - \frac{nT^2}{P + \epsilon} 2\alpha_1 \eta \chi [u_1^i (\vec{k} \cdot \vec{\nabla}) \dot{\alpha} \\ &+ (\vec{k} \cdot \vec{u}_1) \partial^i \dot{\alpha} - \frac{2}{3} k^i (u_1^i \cdot \vec{\nabla}) \dot{\alpha}] - i \alpha_1 \eta \chi \{ k^2 u_1^i \dot{\alpha} \\ &+ k^i (\vec{k} \cdot \vec{u}_1) \dot{\alpha} - \frac{2}{3} k^i (\vec{k} \cdot \vec{u}_1) \dot{\alpha} \} \end{aligned} \quad (10)$$

The other components of the energy momentum tensor satisfies,

$$\begin{aligned} 0 &= \omega T_1^{00} - k_j T_1^{j0} \\ &= \omega \epsilon_1 - (\epsilon + P) (\vec{k} \cdot \vec{u}_1) - \frac{1}{3} \zeta \chi \alpha_0 \frac{nT^2}{\epsilon + P} (\vec{k} \cdot \vec{u}_1) \nabla^2 \alpha \\ &- 2\alpha_1 \eta \chi \frac{nT^2}{P + \epsilon} \{ (\vec{u}_1 \cdot \vec{\nabla}) (\vec{k} \cdot \vec{\nabla}) \alpha - \frac{1}{3} (\vec{k} \cdot \vec{u}_1) \nabla^2 \alpha \} \end{aligned} \quad (11)$$

and the number conservation equation gives,

$$0 = \omega n_1 - n (\vec{k} \cdot \vec{u}_1) \quad (12)$$

$P_1$  and  $\epsilon_1$  can be expressed in terms of the independent variables,  $n_1$  and  $T_1$  as follows:

$$\epsilon_1 = \left( \frac{\partial \epsilon}{\partial T} \right)_n T_1 + \left( \frac{\partial \epsilon}{\partial n} \right)_T n_1 \quad (13)$$

and

$$P_1 = \left( \frac{\partial P}{\partial T} \right)_n T_1 + \left( \frac{\partial P}{\partial n} \right)_T n_1 \quad (14)$$

We decompose the fluid velocity into directions perpendicular and parallel to the direction of wave vector,  $\vec{k}$  as:

$$\vec{u}_1 = \vec{u}_{1\perp} + \vec{k} (\vec{k} \cdot \vec{u}_1) / k^2 \quad (15)$$

The modes propagating along the direction of  $\vec{k}$  are called longitudinal and those perpendicular to  $\vec{k}$  are called transverse modes. Inserting Eq.15 in the EoMs with the help of Eqs.13 and 14 and collecting the transverse components, we get the dispersion relation for the transverse mode as:

$$\omega^\perp = \frac{-ik^2(\eta - \alpha_1 \chi \dot{\alpha}) + \frac{nT^2}{(P+\epsilon)} 2\alpha_1 \eta \chi (\vec{k} \cdot \vec{\nabla}) \dot{\alpha}}{[P + \epsilon - 2\eta^2 \beta_2 k^2 + \frac{nT^2}{3(P+\epsilon)} \chi (\alpha_0 \zeta - 2\alpha_1 \eta) \nabla^2 \alpha]} \quad (16)$$

In the acausal limit ( $\beta_2 = \alpha_1 = \alpha_0 = 0$ ), the Eq.16 reduces to:

$$\omega^\perp = \frac{-ik^2 \eta}{P + \epsilon} = i\omega_{Im}^\perp \quad (17)$$

which is the result obtained within the ambit of acausal hydrodynamics[17]. We note that  $\zeta$  does not appear in the imaginary part. It is interesting to note that for  $\chi = 0$  the real part of the dispersion relation does not exist.

The derivation of dispersion relation for the longitudinal component is lengthy and tedious to derive. The details are given in the appendix. For  $\chi = 0$ , the imaginary part of longitudinal component of the dispersion relation becomes

$$\omega_{Im}^\parallel = \frac{-k^2 \{ \frac{1}{3} \zeta + \frac{4}{3} \eta \}}{2 \{ (P + \epsilon) - \frac{1}{9} k^2 \zeta^2 \beta_0 - \frac{8}{3} k^2 \eta^2 \beta_2 \}} \quad (18)$$

In the acausal limit, taking  $\beta_0 = \beta_2 = 0$  Eq.18 reduces to

$$\omega_{Im}^\parallel = \frac{-k^2 \{ \frac{1}{3} \zeta + \frac{4}{3} \eta \}}{2(P + \epsilon)} \quad (19)$$

which matches with results of [17] for  $\chi = 0$ . The coefficient of  $\zeta$  in Eq.19 differ from that of the one given in [17] due to the different numerical coefficient of  $\zeta$  in  $T^{\lambda\mu}$  used here.

The real part of the dispersion for the longitudinal modes turn out to be:

$$\begin{aligned} \omega_{Re}^\parallel &= - \left[ - \{ k^2 \left( \frac{\partial \epsilon}{\partial T} \right)_n \left( \frac{1}{3} \zeta + \frac{4}{3} \eta \right) \}^2 - 4 \{ (P + \epsilon) \left( \frac{\partial \epsilon}{\partial T} \right)_n \right. \\ &- \frac{1}{9} k^2 \zeta^2 \beta_0 \left( \frac{\partial \epsilon}{\partial T} \right)_n - \frac{8}{3} k^2 \eta^2 \beta_2 \left( \frac{\partial \epsilon}{\partial T} \right)_n \} \{ k^2 n \left( \frac{\partial P}{\partial T} \right)_n \\ &\times \left. \left( \frac{\partial \epsilon}{\partial n} \right)_T - k^2 n \left( \frac{\partial \epsilon}{\partial T} \right)_n \left( \frac{\partial P}{\partial n} \right)_T - k^2 (P + \epsilon) \left( \frac{\partial P}{\partial T} \right)_n \} \right]^{1/2} \\ &/ \left[ 2 \{ (P + \epsilon) \left( \frac{\partial \epsilon}{\partial T} \right)_n - \frac{1}{9} k^2 \zeta^2 \beta_0 \left( \frac{\partial \epsilon}{\partial T} \right)_n - \frac{8}{3} k^2 \eta^2 \beta_2 \left( \frac{\partial \epsilon}{\partial T} \right)_n \} \right] \end{aligned} \quad (20)$$

In the acausal limit, considering vanishing net number density ( $n$ ), Eq.20 reduces to:

$$\begin{aligned} \omega_{Re}^\parallel &= - \left[ - \{ k^2 \left( \frac{\partial \epsilon}{\partial T} \right) \left( \frac{1}{3} \zeta + \frac{4}{3} \eta \right) \}^2 - 4 (P + \epsilon) \left( \frac{\partial \epsilon}{\partial T} \right) \right. \\ &\times \left. \{ -k^2 (P + \epsilon) \left( \frac{\partial P}{\partial T} \right) \} \right]^{1/2} / \left[ 2 \{ (P + \epsilon) \left( \frac{\partial \epsilon}{\partial T} \right) \} \right] \end{aligned} \quad (21)$$

which appears as:

$$\omega_{Re} = c_s |k| + (\text{constant})k^2 \quad (22)$$

where  $c_s$  is the speed of sound wave in the medium. If we only retain term linear in  $k$ , then  $\omega_{Re} = c_s |k|$ , which is the usual real part of dispersion relation considering acausal hydrodynamics[17]. The causal dispersion relation derived here can reproduce all the known relations in the corresponding acausal limit.

### III. EFFECTS OF MAGNETIC FIELD

It has been shown that a high but transient magnetic field is generated in the collision of heavy ions at RHIC and LHC collision conditions [18]. Survivability of the magnetic field will depend on the value of the conductivity of the QGP medium formed in these collisions. The presence magnetic field will affect the properties of the fluid. It will contribute to the energy-momentum tensor of the fluid. Considering constant magnetic field( $B$ ), the magnetic contribution is given by[19]

$$T_m^{\mu\nu} = \frac{B^2}{8\pi} (2u^\mu u^\nu + g^{\mu\nu} - 2n'^\mu n'^\nu) \quad (23)$$

where  $n'^\mu$  is the unit vector in the direction of the magnetic field  $n'^\mu = B^\mu/B$  with  $n'^\mu n'_\mu = -1$  and  $u^\mu n'_\mu = 0$ . The conservation equation then reads:

$$\partial_\mu T_{tot}^{\mu\nu} = \partial_\mu T^{\mu\nu} + \partial_\mu T_m^{\mu\nu} = 0 \quad (24)$$

where

$$T_{tot}^{\mu\nu} = T^{\mu\nu} + T_m^{\mu\nu}$$

For small perturbation only the first term of  $T_m^{\mu\nu}$  will contribute as:

$$T_{1,m}^{\mu\nu} = \frac{B^2}{4\pi} (u_1^\mu u_1^\nu + u_1^\nu u_1^\mu) \quad (25)$$

In Fourier space (frequency - wave vector) different components of  $T_{1,m}^{\mu\nu}$  become:

$$T_{1,m}^{00} = 0 \quad T_{1,m}^{\mu\nu} = \frac{B^2}{4\pi} u_1^i \quad T_{1,m}^{ij} = 0 \quad (26)$$

For constant B the EoM read as,

$$0 = \omega T_{1,tot}^{i0} - k_j T_{1,tot}^{ij} = Eq.10 + \omega \frac{B^2}{4\pi} u_1^i \quad (27)$$

$$0 = \omega T_{1,tot}^{00} - k_j T_{1,tot}^{i0} = Eq.11 - \frac{B^2}{4\pi} (\vec{k} \cdot \vec{u}_1) \quad (28)$$

The dispersion relation resulting from number conservation equation remain unchanged in presence of  $B$ . The

imaginary part of the relation in the transverse direction comes out to be

$$\begin{aligned} \omega^\perp = & \left[ -ik^2(\eta - \alpha_1 \chi \dot{\alpha}) + 2nT^2 \alpha_1 \eta \chi (\vec{k} \cdot \vec{\nabla}) \dot{\alpha} / (P + \epsilon) \right] \\ & / \left[ (P + \epsilon) - B^2/4\pi - 2\eta^2 \beta_2 k^2 + \frac{nT^2}{3(P + \epsilon)} \chi (\alpha_0 \zeta \right. \\ & \left. - 2\alpha_1 \eta) \nabla^2 \alpha \right] \end{aligned} \quad (29)$$

In the longitudinal direction, the imaginary part of frequency will not be changed, but the real part will be changed

$$\begin{aligned} \omega_{Re}^\parallel = & - \left[ - \{k^2 \left( \frac{\partial \epsilon}{\partial T} \right)_n \left( \frac{1}{3} \zeta + \frac{4}{3} \eta \right)\}^2 - 4 \{ (P + \epsilon) \left( \frac{\partial \epsilon}{\partial T} \right)_n \right. \\ & \left. - \frac{1}{9} k^2 \zeta^2 \beta_0 \left( \frac{\partial \epsilon}{\partial T} \right)_n - \frac{8}{3} k^2 \eta^2 \beta_2 \left( \frac{\partial \epsilon}{\partial T} \right)_n \} \{ k^2 n \left( \frac{\partial P}{\partial T} \right)_n \right. \\ & \left. \times \left( \frac{\partial \epsilon}{\partial n} \right)_T - \frac{k^2 B^2}{4\pi} \left( \frac{\partial P}{\partial n} \right)_T - k^2 n \left( \frac{\partial \epsilon}{\partial T} \right)_n \left( \frac{\partial P}{\partial n} \right)_T \right. \\ & \left. - k^2 (P + \epsilon) \left( \frac{\partial P}{\partial T} \right)_n \right]^{1/2} \\ & / \left[ 2 \{ (P + \epsilon) \left( \frac{\partial \epsilon}{\partial T} \right)_n - \frac{1}{9} k^2 \zeta^2 \beta_0 \left( \frac{\partial \epsilon}{\partial T} \right)_n \right. \\ & \left. - \frac{8}{3} k^2 \eta^2 \beta_2 \left( \frac{\partial \epsilon}{\partial T} \right)_n \right] \end{aligned} \quad (30)$$

where we have considered  $\chi = 0$  to keep the expression compact, however, the derivation of the dispersion relation for  $\chi \neq 0$  is straight forward.

### IV. EFFECTS OF CAUSALITY ON FLUIDITY

The fluidity of QGP can be studied by introducing the ratio of two length scales - one of those is related to the wave length of the sound wave propagating through the fluid. The other one is the inter-particle distance in the fluid. What is the difference that it makes to characterize relativistic fluid by using causal vis-a-vis acausal dispersion relations? In the following we will study this aspect in details.

#### A. Viscous horizon

In the following we will provide the threshold value of wave vector,  $k$  beyond which no sound wave can propagate. The inverse of this wave with the unit of length,  $R_v$  determines the corresponding length scale which is called viscous horizon [22]. The imaginary part of dispersion relation dictates the attenuation of sound wave in the fluid. A sound wave damps in time as  $\sim \exp(\omega_{Im} t)$  (for This can be expressed in terms of a perturbation to the  $T^{\mu\nu}$  as:

$$T_1^{\mu\nu}(t) = T_1^{\mu\nu}(t_i) \exp(\omega_{Im} t) \quad (31)$$

where  $T_1^{\mu\nu}(t_i)$  represents the perturbation to  $T^{\mu\nu}$  at the initial time  $t_i$  (we recall that  $\omega_{Im}$  is negative *i.e.*  $\omega_{Im} = -|\omega_{Im}|$ ). The dispersion relation derived in the previous section may be used to determine upper limit of wave vector  $k_v$  of the sound wave that can propagate in the medium. The upper limit can be obtained by setting:  $|\omega_{Im}|t = 1$

$$k_{v,long}^{causal} \equiv \frac{1}{R_{v,long}} = \sqrt{\frac{P + \epsilon}{\frac{t}{2}\left(\frac{\zeta}{3} + \frac{4\eta}{3}\right) + \frac{1}{9}\zeta^2\beta_0 + \frac{8}{3}\eta^2\beta_2}} \quad (32)$$

We note that the viscous horizon scale,  $k_v^{-1} \sim 1/\sqrt{t}$ . The above conditions imply that a longitudinal mode with magnitude of  $k$  larger than  $k_{v,long}^{causal} \equiv 1/R_{v,long}$  will be killed by dissipation and others longitudinal modes with lower values of  $k$  will propagate. The known result [22] in the acausal limit ( $\beta_0 = \beta_2 = 0$ ) can be obtained as:

$$k_{v,long}^{acausal} = \sqrt{\frac{P + \epsilon}{\frac{t}{2}\left(\frac{\zeta}{3} + \frac{4\eta}{3}\right)}} \quad (33)$$

Similarly for the causal transverse mode we have the upper limit,

$$k_{v,tran}^{causal} \equiv \frac{1}{R_{v,tran}} = \sqrt{\frac{P + \epsilon}{\eta(t + 2\eta\beta_2)}} \quad (34)$$

and in the acausal limit the above relation turns out to be

$$k_{v,tran}^{acausal} = \sqrt{\frac{P + \epsilon}{\eta t}} \quad (35)$$

We have already seen in the previous section that the application of magnetic field changes the transverse dispersion relations. Therefore, the viscous horizon in presence of magnetic field reads,

$$k_{v,long,B}^{causal} \equiv \frac{1}{R_{v,long,B}} = \sqrt{\frac{P + \epsilon - \frac{B^2}{4\pi}}{\eta(t + 2\eta\beta_2)}} \quad (36)$$

But  $k_v$  will remain unchanged in the longitudinal mode since  $\omega_{Im}$  is unaffected by  $B$ . The viscous horizon has an impact on the flow harmonics. It is argued in [23] that the properties related to the ratio of higher order to second order harmonics, *i.e.*  $v_n/v_2$  with ( $n > 2$ ) can be understood in terms of the propagation of sound wave through dissipative medium and hence such studies will help in estimating the size of the sound horizon and viscous horizon [22].

## B. Measure of fluidity

Sound wave in a viscous fluid will stop propagating if its wave length is smaller than some threshold value,  $\lambda_{th} = 2\pi/k_v$ . The value of  $\lambda_{th}$  will depend on the values

of dissipative coefficients,  $\eta$ ,  $\zeta$ ,  $\chi$ , etc. The fluidity of the system has been defined in Ref. [20, 21] with the introduction of a new quantity which depends on the intrinsic properties of the fluid and enables one to compare fluids of wide varieties such as non-relativistic fluid like water and relativistic, extremely dense and hot fluid like QGP. For example, the temperature of water and QGP differ by a factor  $\sim O(10^{10})$ . Now if we want to compare their fluidity we must find the dissipation per inter-particle distance. In Ref. [20] the linearized first order dispersion relation of the sound mode was used,

$$\omega = c_s k - \frac{i}{2} k^2 \frac{\frac{4}{3}\eta}{h/c^2} \quad (37)$$

where  $c_s$  is the speed of sound in the medium and  $h = \epsilon + P$  is the enthalpy density. The imaginary part of the dispersion relation represents the dissipation of propagating sound wave in the medium. The sound mode will propagate if the imaginary part of frequency is small *i.e.*:

$$\left| \frac{\omega_{Im}}{\omega_{Re}} \right| \ll 1 \quad (38)$$

The limiting value can be found by setting  $\left| \frac{\omega_{Im}}{\omega_{Re}} \right| = 1$ , which gives  $k = 3hc_s/(2\eta)$  then the resulting threshold for wavelength of the sound mode becomes

$$\lambda_{th} = \frac{2\pi}{k_v} = \frac{4\pi}{3} \frac{\eta}{hc_s} = \frac{4\pi}{3} L_\eta \quad (39)$$

where  $L_\eta = \eta/(hc_s)$ . The  $L_\eta$  gives an estimation for lowest sound wavelength ( $\lambda_{th}$ ) which can propagate through the viscous fluid. The  $L_\eta$  has the dimension of length and can be used to characterize fluids. However, introduction of a dimensionless scale will enable us to compare fluids with varying densities. Quantities like Reynolds or Knudsen numbers have been used in Refs. [24] and [25] respectively to study flow properties. However, both of these quantities involve parameters, like dimension of the system which is not connected with the intrinsic properties of the fluid. The particle number density ( $\rho$ ) can be used to estimate the inter-particle distance,  $L_\rho \sim \rho^{-1/3}$ , which is related to the intrinsic properties of the fluid. The ratio of  $L_\eta$  to  $L_\rho$  may be used to characterize the fluid. For relativistic QGP with vanishing net baryon number density, entropy density ( $s$ ) can be used to estimate  $\rho$  by using  $\rho \sim s/4$ . The ratio of these two length scales can be used as a measure of fluidity

$$F \equiv \frac{L_\eta}{L_\rho} \quad (40)$$

What is corresponding expression of  $F$  for causal fluid dynamics involving other transport coefficients in addition to  $\eta$ ? We use dispersion relations derived from causal relativistic hydrodynamics involving shear, bulk viscosities, thermal conductivity and different relaxation coefficients to estimate the fluidity. We would contrast our results to those obtained with acausal relation [20]. By

$L_T$  we denote the length scale related to the wave length ( $\lambda_{th}$ ) which is the counterpart of  $L_\eta$  involving transport coefficients like  $\zeta$ ,  $\chi$ ,  $\beta_0, \beta_2$  in addition to  $\eta$ .  $L_T$  for the longitudinal mode is given by,

$$L_T = \left[ \frac{1}{2\sqrt{2}} \right] \left\{ \left( \frac{\partial \epsilon}{\partial T} \right)_n \zeta^2 + 8\zeta\eta \left( \frac{\partial \epsilon}{\partial T} \right)_n + 16\eta^2 \left( \frac{\partial \epsilon}{\partial T} \right)_n \right. \\ + 2(P + \epsilon)\beta_0\zeta^2 \left( \frac{\partial P}{\partial T} \right)_n + 2n\beta_0\zeta^2 \left( \frac{\partial \epsilon}{\partial T} \right)_n \left( \frac{\partial P}{\partial n} \right)_T \\ - 2n\zeta^2\beta_0 \left( \frac{\partial P}{\partial T} \right)_n \left( \frac{\partial \epsilon}{\partial n} \right)_T + 48\eta^2\beta_2(P + \epsilon) \left( \frac{\partial P}{\partial T} \right)_n \\ + 48\eta^2\beta_2n \left( \frac{\partial \epsilon}{\partial T} \right)_n \left( \frac{\partial P}{\partial n} \right)_T - 48\eta^2\beta_2n \left( \frac{\partial P}{\partial T} \right)_n \left( \frac{\partial \epsilon}{\partial n} \right)_T \left. \right\}^{\frac{1}{2}} \\ / \left\{ (P + \epsilon)^2 \left( \frac{\partial P}{\partial T} \right)_n + n(P + \epsilon) \left( \frac{\partial \epsilon}{\partial T} \right)_n \left( \frac{\partial P}{\partial n} \right)_T \right. \\ \left. - n(P + \epsilon) \left( \frac{\partial \epsilon}{\partial n} \right)_T \left( \frac{\partial P}{\partial T} \right)_n \right\} \quad (41)$$

We use  $\left( \frac{\partial P}{\partial T} \right) = \left( \frac{\partial P}{\partial \epsilon} \right) \left( \frac{\partial \epsilon}{\partial T} \right)$  to express  $F$  as:

$$F = \left[ \frac{\rho^{\frac{1}{3}}}{2\sqrt{2}} \right] \left\{ \zeta^2 + 8\zeta\eta + 16\eta^2 + 2(P + \epsilon)\beta_0\zeta^2 \left( \frac{\partial P}{\partial \epsilon} \right)_n \right. \\ + 2n\beta_0\zeta^2 \left( \frac{\partial P}{\partial n} \right)_T - 2n\zeta^2\beta_0 \left( \frac{\partial P}{\partial \epsilon} \right)_n \left( \frac{\partial \epsilon}{\partial n} \right)_T + 48\eta^2\beta_2 \\ \times (P + \epsilon) \left( \frac{\partial P}{\partial \epsilon} \right)_n + 48\eta^2\beta_2n \left( \frac{\partial P}{\partial n} \right)_T - 48\eta^2\beta_2n \left( \frac{\partial P}{\partial \epsilon} \right)_n \\ \times \left( \frac{\partial \epsilon}{\partial n} \right)_T \left. \right\}^{\frac{1}{2}} / \left\{ (P + \epsilon)^2 \left( \frac{\partial P}{\partial \epsilon} \right)_n + n(P + \epsilon) \left( \frac{\partial P}{\partial n} \right)_T \right. \\ \left. - n(P + \epsilon) \left( \frac{\partial \epsilon}{\partial n} \right)_T \left( \frac{\partial P}{\partial T} \right)_n \right\} \quad (42)$$

This is measure of fluidity of a relativistic fluid for  $\chi = 0$ .

For a fluid having vanishing net charge density ( $n = 0$ ) the above equation becomes

$$F = \left[ \frac{\rho^{\frac{1}{3}}}{2\sqrt{2}} \right] \left\{ \zeta^2 + 8\zeta\eta + 16\eta^2 + 2(P + \epsilon)\beta_0\zeta^2 \left( \frac{\partial P}{\partial \epsilon} \right) \right. \\ \left. + 48\eta^2\beta_2(P + \epsilon) \left( \frac{\partial P}{\partial \epsilon} \right) \right\}^{\frac{1}{2}} / \left\{ (P + \epsilon)^2 \left( \frac{\partial P}{\partial \epsilon} \right) \right\}^{\frac{1}{2}} \quad (43)$$

It is clear from this result that dispersion relations become more complex if relativistic causal hydrodynamics is used. Two more coefficients,  $\beta_0$  and  $\beta_2$  enter the definition of fluidity measure. In the acausal limit i.e. for vanishing  $\beta_0$  and  $\beta_2$  as well as neglecting non linear terms in the real part of  $\omega$ , the  $F$  reads,

$$F = \frac{\rho^{1/3}\eta}{hc_s} \quad (44)$$

which is exactly what is given obtained in Ref.[20].

### C. Fluidity in presence of magnetic field

We have already seen that non-zero  $B$  affects the real part of  $\omega$  along the longitudinal direction and hence it

modifies the fluidity measure also. For vanishing net charge and  $\zeta = \chi = 0$  the  $L_\eta$  becomes,

$$L_\eta = \frac{\sqrt{32\eta^2 + 96\eta^2\beta_2(P + \epsilon) \left( \frac{\partial P}{\partial \epsilon} \right) + 24\eta^2\beta_2 \left( \frac{\partial P}{\partial \epsilon} \right) \frac{B^2}{4\pi}}}{2\sqrt{\left( \frac{\partial P}{\partial \epsilon} \right) \left[ 4(P + \epsilon) + \frac{B^2}{4\pi} \right]}} \quad (45)$$

For simplicity we kept only  $\eta$  as non-zero. However, it is straight forward to find  $F$  with non-zero  $n, \zeta$  and  $\chi$ .

## V. RESULTS AND DISCUSSION

In this section we first discuss the dispersion relation for the transverse and longitudinal modes.

### A. Transverse mode

In order to see how causality or causal hydrodynamics affects the damping of hydrodynamic disturbances. First we consider the transverse component of the dispersion relation. For  $\chi = 0$ , it becomes

$$\omega_{Tm}^\perp = \frac{-k^2\eta}{[P + \epsilon - 2\eta^2\beta_2k^2]} \quad (46)$$

It is interesting to note that the bulk viscosity does not appear in the dispersion relation for the transverse mode. The coefficient  $\beta_2$  appearing in the denominator is the signature of causal hydrodynamics. In the ultra-relativistic limit it has the limiting value[12]

$$\beta_2 = \frac{3}{4P} \quad (47)$$

Using the thermodynamic relation for vanishing net charge density (such as net baryon density in QGP),  $P + \epsilon = sT$ , we can plot the damping of the sound wave as a function of wave vector,  $k$ . We show the results for  $T = 400$  MeV and 212 MeV. (We consider these two values of  $T$  as representative values, there is no special significance to these values. However, if one assumes  $T = 400$  at some initial time  $\tau_i = 0.6$  fm/c then  $T$  becomes 212 MeV at a time 4 fm/c according to Bjorken's cooling law [26]). In Fig. 1 we display the damping of the transverse mode with  $k$  at  $T = 400$  MeV for  $\eta/s = 1/4\pi$  and  $3/4\pi$ . We find that the damping is faster with increase in  $k$  and  $\eta/s$ . The difference between then causal and acausal scenario is prominent at large  $k$  (small wave length). This is because of the imaginary part of the dispersion relation leads to larger  $\gamma$ ,  $\sim \exp[-k^2\Gamma_s]$  where  $\Gamma_s$  is the square of the characteristic dissipation length and it has different values in causal and acausal fluid dynamics. As the  $\eta/s$  is increased the amplitude of sound wave falls faster (right panel of Fig. 1). The decay of the perturbation with time is shown in Figs. 2 and 3 for  $\eta/s = 1/4\pi$  and  $\eta/s = 3/4\pi$  respectively for different

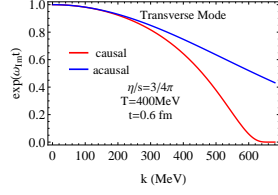
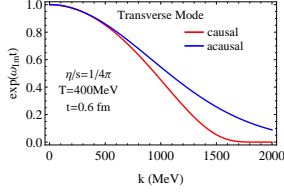


FIG. 1: (colour online) Damping of characteristics with  $k$  in the transverse direction at  $T=400$  MeV.

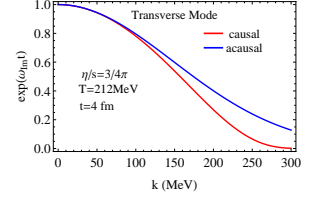
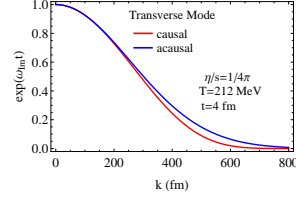


FIG. 4: (colour online) Damping of the hydrodynamic disturbance with  $k$  for the transverse mode at  $T = 212$  MeV

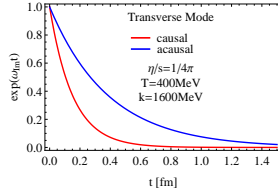
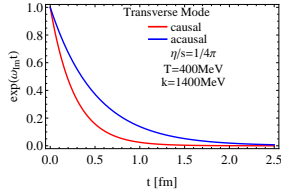
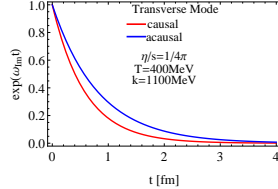
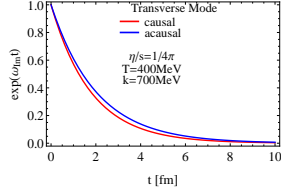


FIG. 2: (colour online) Damping of the characteristics with time ( $t$ ) at 400 MeV for  $\eta/s = 1/4\pi$ .

values the wave vectors. We observe that at  $T = 400$  MeV, the perturbations decay faster in causal hydrodynamic framework than the acausal one as  $k$  increases. At large  $t$ , the amplitude of the perturbations for causal and acausal scenarios are close because at large  $t$  the amplitude decays to a very small value irrespective of the value of  $\omega_{Im}$ . Similarly at small  $t$  the amplitude of the perturbations are also close. The enhanced magnitude of  $\eta/s$  enforces faster decay (Fig.3). All these results represent a physically consistent picture because it is well-known that in the acausal (first order) hydrodynamics

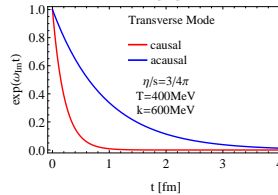
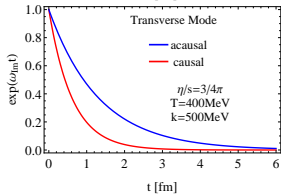
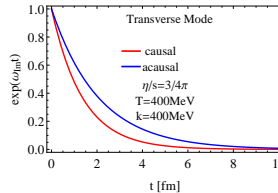
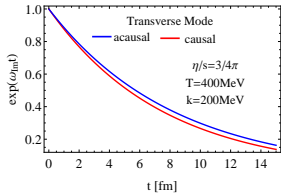


FIG. 3: (colour online) Same as Fig.2 for  $\eta/s = 3/4\pi$ .

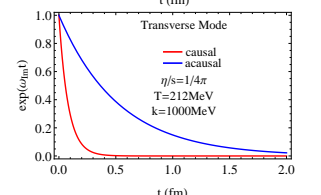
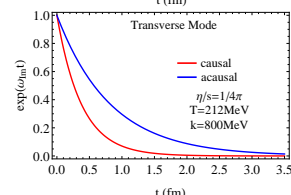
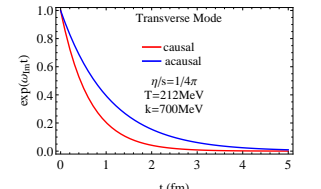
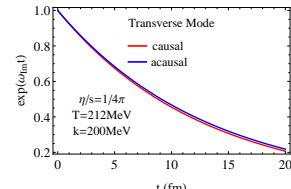


FIG. 5: (colour online) Damping of the characteristics with time ( $t$ ) at 212 MeV for  $\eta/s = 1/4\pi$ .

a non-equilibrium system evolves to the equilibrium one instantly. However, within the ambit of second order hydrodynamics the non-equilibrium system does not go to the equilibrium state instantaneously but takes some non-zero time. This non-zero time lag is incorporated in the second order hydrodynamics by means of some relaxation coefficients such as  $\beta_0, \beta_1, \beta_2$ . This means, in other words that the second order hydrodynamics effectively enhances the dissipation of the system. As any disturbance will dissipate faster in a higher order viscous medium than the lower one, the perturbations in causal disturbances fall faster than the acausal one. The  $k$  variation of  $\exp(\omega_{Im} t)$  at  $T=212$  MeV is shown in Fig.4. We observe a faster fall compared to the case at  $T = 400$  MeV. Figs.5 and 6 show the time variation of the decay of the perturbations at lower temperature ( $T = 212$  MeV) for  $\eta/s = 1/(4\pi)$  and  $\eta/s = 3/(4\pi)$  respectively.

## B. Longitudinal mode

To study the perturbations in longitudinal direction, we encounter a new relaxation coefficient  $\beta_0$  that was absent in acausal theory. In the ultra-relativistic limit  $\beta_0$  is given by [12],

$$\beta_0 = \frac{216}{P\beta^4} \quad (48)$$

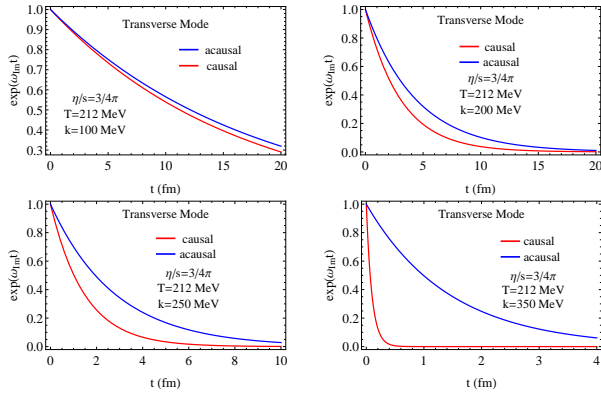


FIG. 6: (colour online) Same as Fig.5 for  $\eta/s = 3/4\pi$ .

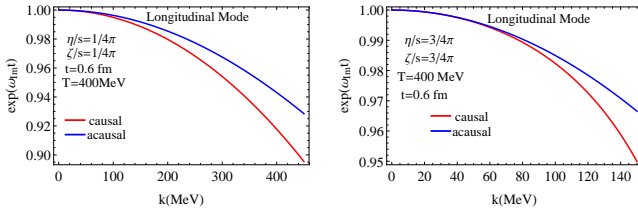


FIG. 7: (colour online) Damping of characteristics with  $k$  in the longitudinal direction at  $T=400$  MeV.

where  $\beta = m/T$ . We have used thermal mass  $m$  to estimate  $\beta$ . To study the propagation of the longitudinal modes in the fluid we consider the gluonic fluid. The thermal mass of gluon is given by [27]

$$\frac{m_g}{T} = g\sqrt{\frac{C_A + N_f/2}{6}} \Rightarrow \beta = g\sqrt{\frac{C_A + N_f/2}{6}} \quad (49)$$

where  $m_g$  is the thermal mass of gluon,  $g = 16$  for gluons,  $C_A = 3$  and  $N_f = 2$ . We use Eq. 18 with the aid of  $\beta_0$  to study the dissipation of the longitudinal modes. One major difference with the transverse mode is the appearance of bulk viscosity in the longitudinal mode and as will be seen later bulk viscosity plays dominant role in the evolution of the perturbations. The nature of variation of the perturbations of longitudinal mode is similar to that of transverse modes. The perturbation decays faster with  $k$  in causal than acausal hydrodynamics (Fig. 7). In Fig. 8 we depict the dissipation of the perturbations with time at various  $k$  for  $\eta/s = 1/4\pi$ . The decay of perturbation for higher viscosity  $\eta/s = 3/4\pi$  is displayed in Fig. 9 for  $T = 400$  MeV.

At lower temperature ( $T = 212$  MeV) the variation of the decay of longitudinal modes with wave number,  $k$  is displayed in Fig. ???. We observe a much faster decay compared to higher temperature ( $T = 400$  MeV). The decay of the amplitude with time for various  $k$  values with  $\eta/s = 1/4\pi$  and  $3/4\pi$  are displayed in Figs. 11 and 12 respectively. A faster decay is observed at

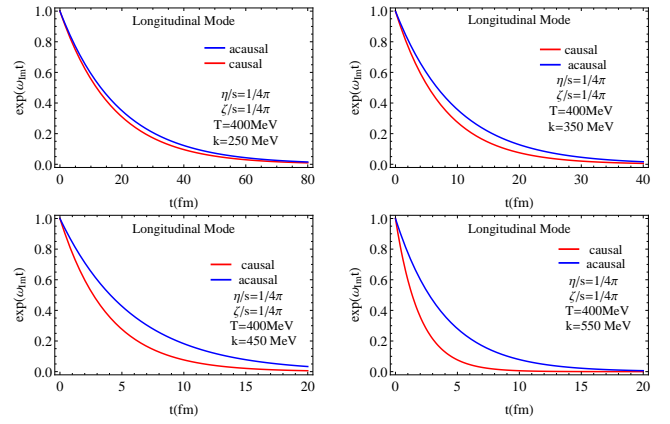


FIG. 8: (colour online) Damping of the longitudinal mode with time ( $t$ ) at 400 MeV for  $\eta/s = 1/4\pi$  and  $\zeta/s = 1/4\pi$ .

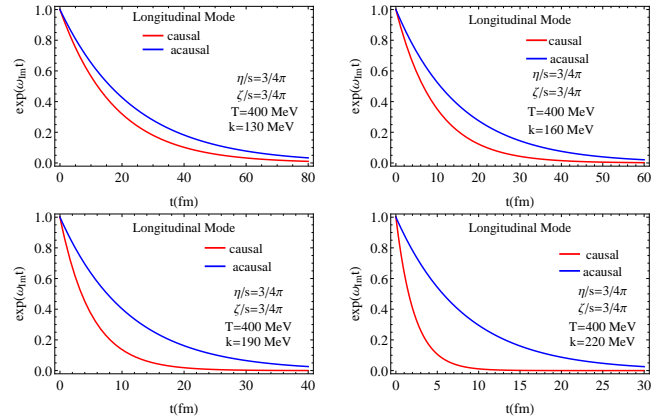


FIG. 9: (colour online) Same as Fig.?? for  $\eta/s = 3/4\pi$  and  $\zeta/s = 3/4\pi$ .

higher specific entropy ( $\eta/s$ ). The results displayed so far lead to the conclusion that the decay of the longitudinal modes get faster with increase in dissipative coefficients and  $k$ . However, with at higher  $T$  the modes survive longer. Moreover, in all the cases the difference between the causal and acausal fluid dynamics is distinctly visible. We have discussed before that the longitudinal dispersion relation is controlled not only by shear but by the bulk viscosity as well. The survivability of the longitudinal modes on the shear and bulk viscous coefficients and the relative importance of these coefficients are depicted in Fig. 13. The result indicates a bigger influence of the bulk viscosity on the longitudinal modes than the shear viscosity.

As mentioned in section III the QGP fluid may be subjected to the external magnetic field ( $B$ ) created due to the relativistic motion of the colliding nuclei. The magnitude of the field within the QGP will depend on the rate of decay of the field and this is controlled by the value of electrical conductivity of QGP. We assume a non-zero



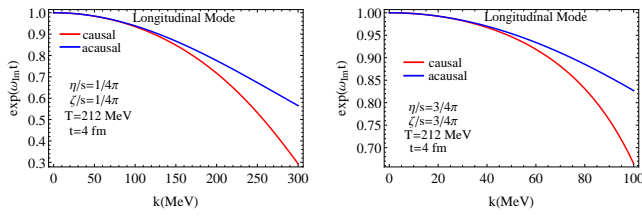


FIG. 10: (colour online) Same as Fig.?? at  $T = 212$  MeV.

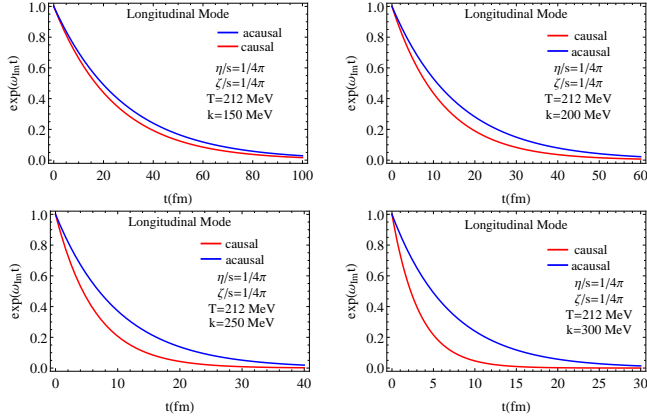


FIG. 11: (colour online) Damping of the longitudinal mode with time ( $t$ ) at 212 MeV for  $\eta/s = 1/4\pi$  and  $\zeta/s = 1/4\pi$ .

magnetic field value in the QGP and study its effects on the fluid properties. We find that the dispersion relation for the  $\omega_{Im}^{\parallel}$  is unaffected by  $B$  but the transverse mode is affected as:

$$\omega^{\perp} = \frac{-ik^2\eta}{[(P + \epsilon) - B^2/4\pi - 2\eta^2\beta_2 k^2]} = i\omega_{Im}^{\perp} \quad (50)$$

The decay of the transverse mode with wave vector is

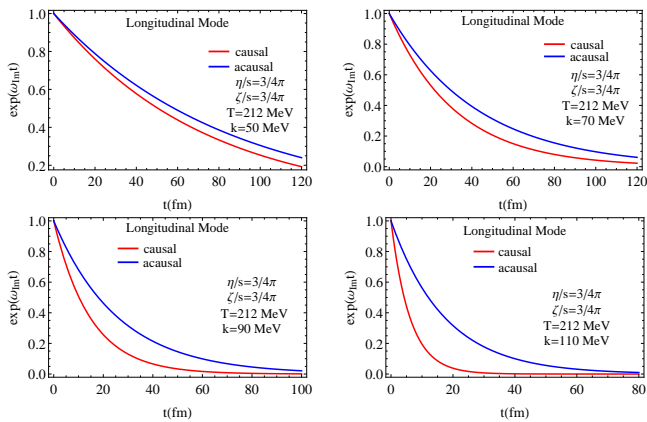


FIG. 12: (colour online) Same as Fig.?? for  $\eta/s = 3/4\pi$  and  $\zeta/s = 3/4\pi$ .

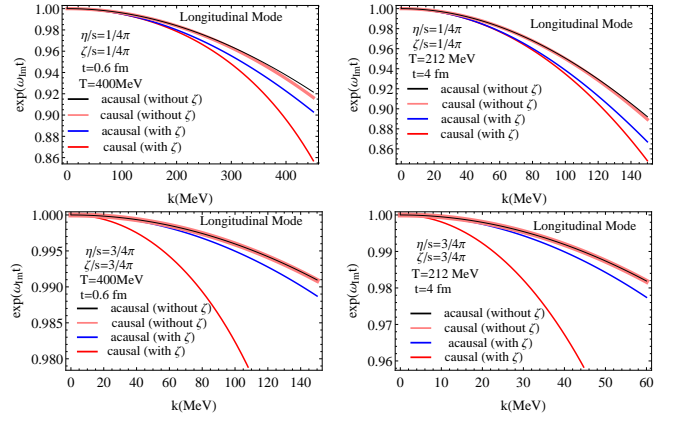


FIG. 13: (colour online) Damping of the characteristics for different values of  $\eta/s$  and  $\zeta/s$ .

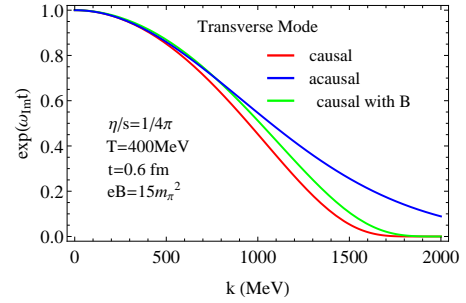


FIG. 14: (colour online) Damping of the characteristic on  $k$  in the presence of  $B$  along the transverse direction at  $T=400$  MeV.

depicted in Fig. 14 for specific viscosity,  $\eta/s = 1/4\pi$  and  $eB = 15m_{\pi}^2$ . It is observed that the presence of non-zero magnetic field reduces the decay. The value of the magnetic field used here is large. Such large magnitude of field will contribute a large amount of energy to the system and hence will arrest the decay rate. We have also shown the decay of the transverse mode with time at  $T = 400$  MeV in Fig 15. It is clear from the results displayed in Fig.15 that the magnetic field reduces the damping of the wave and causal and acausal modes get closer at smaller  $k$ .

### C. Quantitative changes in the viscous horizon

We would like to estimate the shift in the viscous horizon caused by causal hydrodynamics as compared to the acausal one. The viscous horizon scale,  $R_v \sim k_v^{-1}$  determines the wave length that is stopped propagating by the dissipative medium, *i.e.* if the wave length is less than  $2\pi/k_v$  then those waves will dissipate. Using Eqs. 32,33, 34,35 with  $T = 400$  MeV,  $t \sim 6$  fm,  $\eta/s = \zeta/s = 1/4\pi$  and taking net baryon density,  $n = 0$

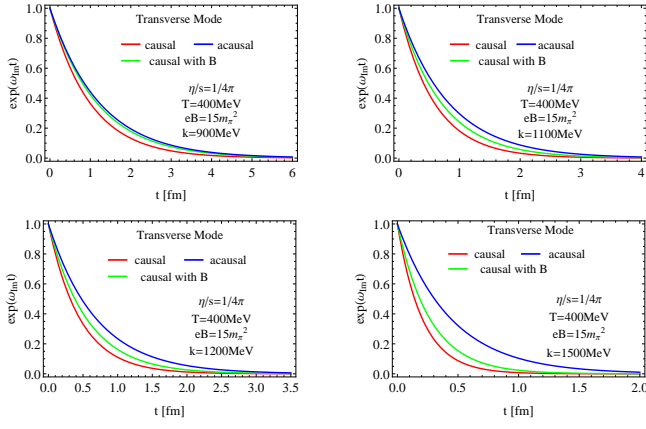


FIG. 15: (colour online) Time variation of damping of the transverse mode at  $T = 400$  MeV in the presence B.

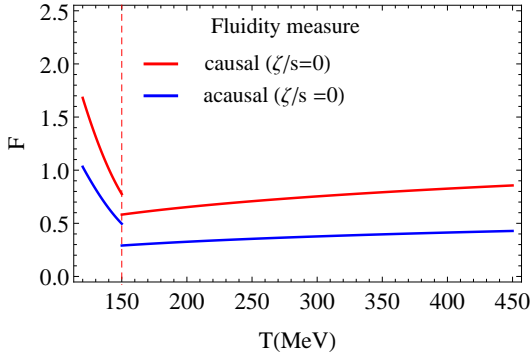


FIG. 16: (colour online) Temperature variation of  $F$ . The red dashed vertical line represents  $T_c = 150$  MeV.

we get,

$$k_{v, long}^{causal} = 180.5 \text{ MeV}, R_{v, long}^{causal} = 1.09 \text{ fm} \quad (51)$$

For acausal limit we have,

$$k_{v, long}^{acausal} = 445.4 \text{ MeV}, R_{v, long}^{acausal} = 0.44 \text{ fm} \quad (52)$$

It is interesting to note that  $R_{v, long}^{causal} \sim 2.47 \times R_{v, long}^{acausal}$ . This will have crucial consequences on the characterization of the fluid.

Similarly for the transverse mode

$$k_{v, tran}^{causal} = 398.9 \text{ MeV}, R_{v, tran}^{causal} = 0.49 \text{ fm}$$

in the corresponding acausal limit

$$k_{v, tran}^{acausal} = 406.6 \text{ MeV}, R_{v, tran}^{acausal} = 0.48 \text{ fm}$$

We note that the 'transverse horizon' is largely unaffected by the causality.

## D. Measure of Fluidity

First we consider a system devoid of bulk viscosity. Then the fluidity measure of such system can be obtained by putting  $\zeta = 0$  in Eq.43 which leads to:

$$F = \frac{\rho^{\frac{1}{3}} \left\{ 16\eta^2 + 48\eta^2\beta_2(P + \epsilon) \left( \frac{\partial P}{\partial \epsilon} \right) \right\}^{\frac{1}{2}}}{\left\{ 2\sqrt{2}(P + \epsilon)^2 \left( \frac{\partial P}{\partial \epsilon} \right) \right\}^{\frac{1}{2}}} \quad (53)$$

where  $\beta_2 = 3/4P$  in the relativistic limit. We use Eq.?? to display the variation of  $F$  with  $T$  for the following inputs. The particle number density ( $\rho$ ) is estimated from the relation  $\rho \sim s/4$ . We have used the parametric form of specific entropy given in Ref. [28] as:

$$\begin{aligned} \frac{\eta(T)}{s(T)} &\approx \frac{1}{4\pi} \left( \frac{s_Q}{s_H} \right) \left( \frac{T}{T_c} \right)^{1 - \frac{1}{c_s^2}} \text{ for } T < T_c \\ &\approx \frac{1}{4\pi} \left[ 1 + W \ln \frac{T}{T_c} \right]^2 \text{ for } T > T_c \end{aligned} \quad (54)$$

where  $s_Q$  and  $s_H$  are the entropy densities in the QGP and hadrons at the transition temperature ( $T_c = 150$  MeV). The value of  $W$  is given by

$$\frac{W}{4\pi} = \frac{9\beta_0'^2}{\left[ 80\pi^2 K_{SB} \ln \left\{ \frac{4\pi}{g^2(T)} \right\} \right]} \quad (55)$$

where

$$[g^2(T)]^{-1} = \left( \frac{9}{8}\pi^2 \right) \ln(2\pi T/\Lambda) + \left( \frac{4}{9}\pi^2 \right) \ln 2[\ln(2\pi T/\Lambda)], \quad (56)$$

and  $K_{SB} = 12$  and  $\beta_0' = 10$ . The value of entropy density ( $s$ ) and  $c_s^2$  for the hadronic and the QGP phase have been estimated from hadronic resonance gas (HRG) model [29] and quasi-particle QGP model. The partition function of the QGP has been evaluated with thermal mass of gluons. The relevant thermodynamic quantities have been derived from the partition function using standard relations. The  $F$  is displayed as a function of  $T$  in Fig. 16 for  $\eta/s = 1/4\pi$ . We observe that the value of  $F$  has got enhanced in the causal scenario compared to the acausal dynamics. We have noted that the enhancement is more with larger specific shear viscosity.

To study the sensitivity of the results on the velocity of sound we use the value of  $c_s^2$  from lattice QCD calculations [7]. All the results shown below have been obtained for speed of sound taken from lattice QCD [7]. The variation of  $F$  with  $T$  is displayed in Fig. 17. A larger discontinuity in  $F$  has been seen with lattice results at  $T_c$  with the value of  $c_s^2$  taken from lattice as compared to HRG value.

Fig.18 shows how fluidity measure of QGP will be affected by bulk viscosity in a causal dynamical scenario determined by Eq.43, where  $\beta_0$ ,  $\beta_2$  and  $\beta$  are taken as  $216/P\beta^4$ ,  $3/4P$  and  $0.7$  respectively. The bulk viscosity

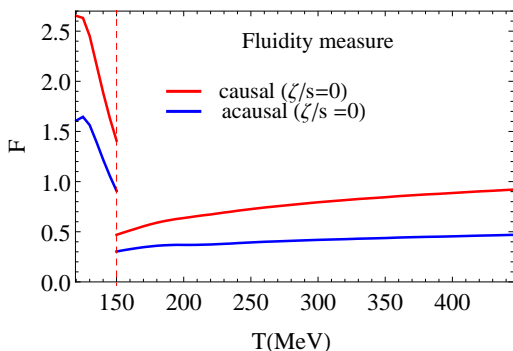


FIG. 17: (colour online) Same as Fig.16

in the QGP phase is taken as,

$$\frac{\zeta}{s} \approx 15 \frac{\eta}{s} \left( \frac{1}{3} - c_s^2 \right)^2 \quad (57)$$

where the parametric form of  $\eta/s$  is taken from Eq.54. We find a peak in the value of  $\zeta/s$  around  $T \sim 150$  MeV (Fig. 19). This peak is reflected as a bump in the temperature variation of  $F$  just above  $T_c$ . This is due to large conformal breaking  $(\frac{1}{3} - c_s^2)^2$  near  $T_c$ . It is also interesting to note that the bulk viscosity hardly play any role at higher  $T$  due to its small numerical values. As  $T$  increases, beyond  $T=250$  MeV, conformal invariance restores and that results in almost vanishing  $\zeta/s$ . However, a constant  $\zeta/s = 1/4\pi$  represents a different picture as shown in Fig. 20. It is clear that non-zero value of  $\zeta/s$  which may be comparable to the  $\eta/s$  will play a crucial role in determining the fluidity of the system.

We have seen before that the magnetic field modifies the transverse modes. Therefore, it will affect the fluidity as shown in Fig. 21. As we discussed earlier  $B$  makes the fluid less dissipative in the QGP phase. But below  $T_c$ ,  $F$  reduces rapidly and the fluid becomes perfect at  $T_c$ .

For AdS/CFT system, we have taken the well known KSS lower bound ( $\eta/s = 1/4\pi$ ) of shear viscosity [30] to show variation of  $F$  with  $T$  above  $T_c$  (Fig.22). We have taken  $L_\rho = 1/T$  [20] which gives  $F \approx 0.2$  in acausal hydrodynamics and  $F \approx 0.4$  in its causal counterpart. The fluidity factor  $F$  gets enhanced as expected in Israel-Stewart hydrodynamics.

## VI. SUMMARY AND CONCLUSION

In summary, we have derived dispersion relations of relativistic fluid using Israel-Stewart second order causal viscous hydrodynamics. It is shown that the dispersion relations in acausal hydrodynamics can be obtained from the causal results as a limiting case. The perturbations in viscous fluid damp faster within the framework of causal hydrodynamics than its acausal counterpart. The waves with large  $k$  suffer more damping than the waves with

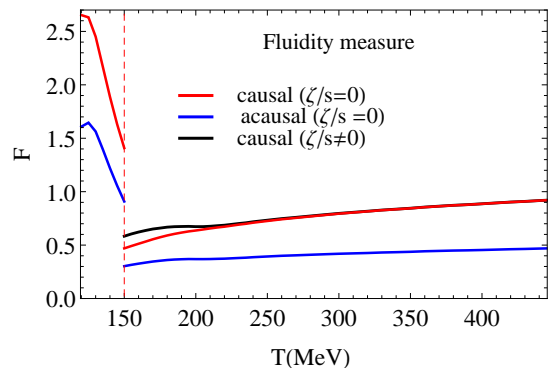
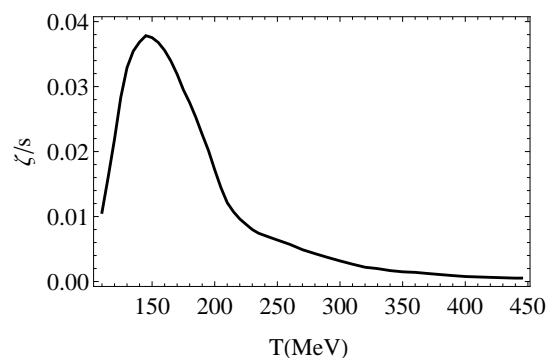
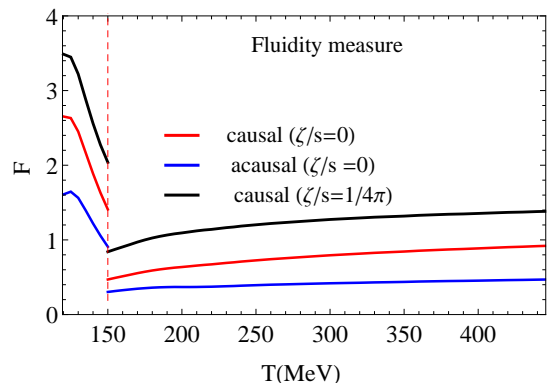


FIG. 18: (colour online) Same as Fig.16 in the presence of bulk viscosity (black curve).

FIG. 19: Temperature variation of  $\zeta/s$ 

short  $k$ . In both the longitudinal and transverse dispersion relations the difference between the causal and acausal hydrodynamics is significant. The difference increases with the magnitude of viscosities. It has also been noted that the bulk viscosity does not play any role in the dissipation of the transverse modes but it plays a dom-

FIG. 20: (colour online) Same as Fig.16 in the presence of  $\zeta/s = 1/4\pi$ .

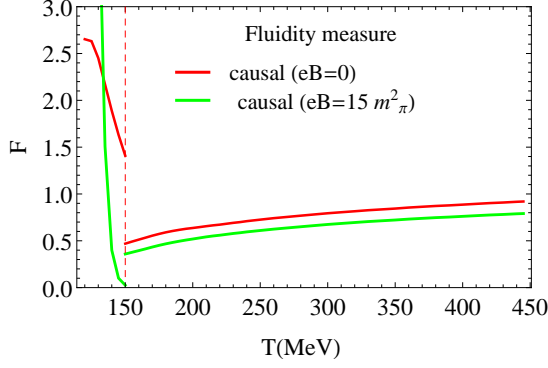


FIG. 21: (colour online) Same as Fig.16 in the presence of magnetic field ( $eB = 15m_\pi^2$ ).

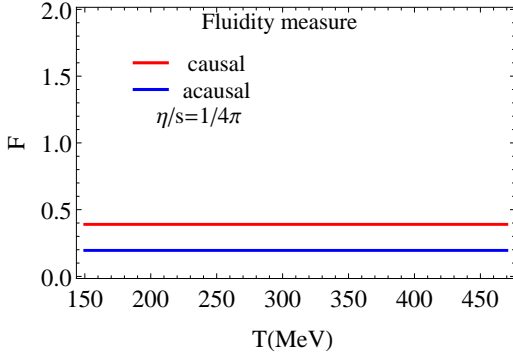


FIG. 22: (colour online) Same as Fig.16 for AdS/CFT fluid.

inant role in the dispersion for the longitudinal modes. The dispersion relation in the presence of magnetic field has also been derived and it is seen that the longitudinal modes are unaffected by the magnetic field but it modifies the dispersion relation for the transverse mode. The magnetic field makes the fluid effectively less dissipative. The dispersion relations derived here have been used to find viscous measure of the fluid as well as the viscous horizon. We have seen that the use of causal relations enhances the size of the viscous horizon of the longitudinal mode by more than a factor two for the parameter values used here. Inclusion of the causality also makes a relativistic fluid less perfect as temperatures rises above  $T_c$ . The bulk viscosity affects the fluidity strongly near  $T_c$ . However, its role becomes less important at higher temperature. Because at high  $T$   $\zeta$  will be very small due to the restoration conformal symmetry. For a relativistic fluid, where  $\eta$  and  $\zeta$  are of same order there  $\zeta$  has the much more dominant role to play over  $\eta$  toward making the fluid less perfect. Magnetic field makes a fluid more perfect by reducing its viscosity. The fluidity is enhanced by a constant factor for AdS/CFT fluid within the causal hydrodynamics.

## VII. APPENDIX

### A. Perturbations in $T^{\lambda\mu}$

We evaluate the perturbation in the energy momentum tensor,  $T^{\lambda\mu}$  in the Israel-Stewart hydrodynamics. We denote perturbations in  $P$ ,  $\epsilon$ ,  $n$ ,  $T$  and  $u^\alpha$  by  $P_1$ ,  $\epsilon_1$ ,  $n_1$ ,  $T_1$  and  $u_1^\alpha$  respectively. We decompose  $T^{\lambda\mu}$  in Eq.6 into several terms like  $A^{\lambda\mu}$ ,  $B^{\lambda\mu}$ ,  $C^{\lambda\mu}$ ,  $D^{\lambda\mu}$ ,  $E^{\lambda\mu}$ , and  $F^{\lambda\mu}$  for convenience. We can write different thermodynamic variables after taking perturbations as  $P' = P + P_1$ ,  $\epsilon' = \epsilon + \epsilon_1$ ,  $n' = n + n_1$ ,  $T' = T + T_1$  and  $u' = u + u_1$ . Now let us see how different terms change under perturbations. The first term is:  $A^{\lambda\mu} \equiv \epsilon u^\lambda u^\mu + P \Delta^{\lambda\mu}$ , With perturbation  $A^{\lambda\mu}$  changes to

$$A'^{\lambda\mu} = u^\lambda u^\mu + \epsilon_1 u^\lambda u^\mu + \epsilon u_1^\lambda u^\mu + \epsilon u^\lambda u_1^\mu + P \Delta^{\lambda\mu} + P u_1^\lambda u^\mu + P u^\lambda u_1^\mu + P_1 \Delta^{\lambda\mu}$$

By keeping only the linear terms in perturbations, the change in  $A^{\lambda\mu}$  reads:

$$A_1^{\lambda\mu} = \epsilon_1 u^\lambda u^\mu + \epsilon u_1^\lambda u^\mu + \epsilon u^\lambda u_1^\mu + P u_1^\lambda u^\mu + P u^\lambda u_1^\mu + P_1 \Delta^{\lambda\mu} \quad (58)$$

Similarly the change in the term  $B^{\lambda\mu}$  arising due from perturbation:

$$B_1^{\lambda\mu} = -\frac{1}{3}\zeta(\partial_\sigma u_1^\sigma - \frac{1}{3}\zeta\beta_0\partial_0\partial_\sigma u_1^\sigma)\Delta^{\lambda\mu} - \frac{1}{3}\zeta(\partial_\sigma u^\sigma - \frac{1}{3}\zeta\beta_0\partial_0\partial_\sigma u^\sigma)(u_1^\lambda u^\mu + u^\lambda u_1^\mu) \quad (59)$$

Perturbation in  $C^{\lambda\mu}$  is:

$$C_1^{\lambda\mu} = \frac{\zeta}{3}\alpha_0\chi\partial_\sigma\{(n_1T^2 + 2TT_1n)\frac{\Delta^{\sigma\rho}}{P+\epsilon}\partial_\sigma\alpha - \frac{nT^2(P_1+\epsilon_1)}{(P+\epsilon)^2}\Delta^{\sigma\rho}\partial_\rho\alpha + \frac{nT^2}{P+\epsilon}(u_1^\sigma u^\rho + u^\sigma u_1^\rho)\partial_\rho\alpha\} \times \Delta^{\lambda\mu} + \frac{\zeta}{3}\alpha_0\chi\partial_\sigma\{\frac{nT^2}{(P+\epsilon)}\Delta^{\sigma\rho}\partial_\rho\alpha\}(u_1^\lambda u^\mu + u^\lambda u_1^\mu)$$

Perturbation in  $D^{\lambda\mu}$  reads:

$$D_1^{\lambda\mu} = -\eta(\Delta_\alpha^\lambda\Delta_\beta^\mu + \Delta_\alpha^\mu\Delta_\beta^\lambda - \frac{2}{3}\Delta^{\lambda\mu}\Delta_{\alpha\beta})\partial^\beta u_1^\alpha \quad (60)$$

Change in the term  $E^{\lambda\mu}$  due to perturbation:

$$E_1^{\lambda\mu} = 2\eta^2\beta_2\partial_0\{(\Delta_\alpha^\lambda\Delta_\beta^\mu + \Delta_\alpha^\mu\Delta_\beta^\lambda - \frac{2}{3}\Delta^{\lambda\mu}\Delta_{\alpha\beta})\partial^\beta u_1^\alpha\} \quad (61)$$

The  $F^{\lambda\mu}$  is perturbed by the term:

$$\begin{aligned}
F_1^{\lambda\mu} &= \alpha_1 \chi \eta [\Delta_\alpha^\lambda \Delta_\beta^\mu + \Delta_\alpha^\mu \Delta_\beta^\lambda - \frac{2}{3} \Delta^{\lambda\mu} \Delta_{\alpha\beta}] \partial^\beta \\
&[\{ \frac{n_1 T^2 + 2TT_1 n}{P_1 + \epsilon_1} - \frac{nT^2(P_1 + \epsilon_1)}{(P + \epsilon)^2} \} \Delta^{\alpha\rho} \partial_\rho \alpha \\
&+ \frac{nT^2}{P + \epsilon} (u_1^\rho u^\alpha + u^\rho u_1^\alpha) \partial_\rho \alpha] + \alpha_1 \chi \eta [(u_1^\lambda u_\alpha + u^\lambda u_{1\alpha}) \Delta_\beta^\mu \\
&+ (u_1^\mu u_\beta + u^\mu u_{1\beta}) \Delta_\alpha^\lambda + (u_1^\mu u_\alpha + u^\mu u_{1\alpha}) \Delta_\beta^\lambda + (u_1^\lambda u_\beta \\
&+ u^\lambda u_{1\beta}) \Delta_\alpha^\mu - \frac{2}{3} \{ (u_1^\lambda u_\mu + u^\lambda u_{1\mu}) \Delta_{\alpha\beta} + (u_{1\alpha} u_\beta + u_\alpha u_{1\beta}) \\
&\times \Delta^{\lambda\mu} \}] \partial^\beta [\frac{nT^2}{P + \epsilon} \Delta^{\alpha\rho} \partial_\rho \alpha] \quad (62)
\end{aligned}$$

The net change in  $T^{\lambda\mu}$  due to perturbation is the sum of all terms discussed above:

$$T_1^{\lambda\mu} = A_1^{\lambda\mu} + B_1^{\lambda\mu} + C_1^{\lambda\mu} + D_1^{\lambda\mu} + E_1^{\lambda\mu} + F_1^{\lambda\mu} \quad (63)$$

## B. Dispersion relation for the longitudinal mode.

The linearized equation of motion (EoM) of the Israel-Stewart hydrodynamics can be written in terms of the independent variables (perturbations) *e.g.*  $(\vec{k} \cdot \vec{u}_1), T_1$  and  $n_1$ . Then the dispersion relation can be obtained by setting the determinant of the coefficients of the linear algebraic equations satisfied by  $(\vec{k} \cdot \vec{u}_1), T_1$  and  $n_1$  to zero. Expanding this determinant and solving for  $\omega$ , we can get the dispersion relation for longitudinal component. The determinant formed by 3 unknown coefficients in Eqn.10, 11 and 12 is:

$$0 = \begin{vmatrix} a_{11} & a_{12} & a_{13} \\ a_{21} & a_{22} & a_{23} \\ a_{31} & a_{32} & a_{33} \end{vmatrix}$$

where the values of the different matrix elements are given below

$$\begin{aligned}
a_{11} &= \omega(P + \epsilon) + \frac{nT^2}{3(\epsilon + P)} \zeta \chi \alpha_0 \omega \nabla^2 \alpha - 2\alpha_1 \eta \omega \chi \frac{nT^2}{(\epsilon + P)} \\
&\times \{ \frac{(\vec{k} \cdot \vec{\nabla})(\vec{k} \cdot \vec{\nabla})\alpha}{k^2} - \frac{1}{3} \nabla^2 \alpha \} + i \frac{1}{3} \zeta k^2 - \frac{1}{9} \zeta^2 \beta_0 \omega k^2 \\
&- \frac{nT^2}{3(P + \epsilon)} \zeta \alpha_0 \chi [2(\vec{k} \cdot \vec{\nabla})\dot{\alpha} + i\dot{\alpha} k^2 - i\omega(\vec{k} \cdot \vec{\nabla})\alpha] + i \frac{4}{3} \eta k^2 \\
&- \frac{8}{3} \eta^2 \beta_2 \omega k^2 - \frac{8nT^2}{3(P + \epsilon)} \alpha_1 \chi \eta (\vec{k} \cdot \vec{\nabla})\dot{\alpha} - \frac{4}{3} i \alpha_1 \eta \chi k^2 \dot{\alpha} \\
a_{12} &= -k^2 \left( \frac{\partial P}{\partial T} \right)_n - \Re \left[ \frac{2nT}{P + \epsilon} - \frac{nT^2}{(P + \epsilon)^2} \left\{ \left( \frac{\partial P}{\partial T} \right)_n + \left( \frac{\partial \epsilon}{\partial T} \right)_n \right\} \right] \\
a_{13} &= -k^2 \left( \frac{\partial P}{\partial n} \right)_T - \Re \left[ \frac{T^2}{P + \epsilon} - \frac{nT^2}{(P + \epsilon)^2} \left\{ \left( \frac{\partial P}{\partial n} \right)_T + \left( \frac{\partial \epsilon}{\partial n} \right)_T \right\} \right] \\
a_{21} &= -(\epsilon + P) - \frac{\zeta}{3} \frac{nT^2}{(\epsilon + P)} \chi \alpha_0 \nabla^2 \alpha - \frac{nT^2}{(\epsilon + P)} 2\alpha_1 \eta \chi \\
&\times \{ \frac{(\vec{k} \cdot \vec{\nabla})(\vec{k} \cdot \vec{\nabla})\alpha}{k^2} - \frac{1}{3} \nabla^2 \alpha \} \\
a_{22} &= \omega \left( \frac{\partial \epsilon}{\partial T} \right)_n \\
a_{23} &= \omega \left( \frac{\partial \epsilon}{\partial n} \right)_T \\
a_{31} &= -n \\
a_{32} &= 0 \\
a_{33} &= \omega \quad (64)
\end{aligned}$$

where

$$\Re \equiv \frac{1}{3} \alpha_0 \chi i k^2 (\vec{k} \cdot \vec{\nabla})\alpha + \frac{1}{3} \zeta \chi \alpha_0 k^2 \nabla^2 \alpha + \frac{4}{3} i \alpha_1 \eta \chi k^2 (\vec{k} \cdot \vec{\nabla})\alpha$$

Expanding the above determinant and keeping terms upto 2nd order in  $\eta T/h, \zeta T/h$  their products like  $\eta \chi, \eta \zeta, \zeta \chi$  we get an equation of the form

$$\omega(a\omega^2 + b\omega + c) = 0 \quad (65)$$

whose solutions are  $\omega = 0$  and the other two roots can be found out by solving the quadratic equation  $(a\omega^2 + b\omega + c) = 0$ . The coefficients of the quadratic equation is given by

$$\begin{aligned}
a &= 2 \left[ (P + \epsilon) \left( \frac{\partial \epsilon}{\partial T} \right)_n - \frac{nT^2}{3(P + \epsilon)} \zeta \chi \alpha_0 \nabla^2 \alpha \left( \frac{\partial \epsilon}{\partial T} \right)_n \right. \\
&+ i \frac{nT^2}{3(P + \epsilon)} \zeta \chi \alpha_0 (\vec{k} \cdot \vec{\nabla})\alpha \left( \frac{\partial \epsilon}{\partial T} \right)_n - \frac{2nT^2}{3(P + \epsilon)} \eta \chi \alpha_1 \nabla^2 \alpha \\
&\times \left( \frac{\partial \epsilon}{\partial T} \right)_n + 2\alpha \eta \chi \alpha_1 k^2 \frac{nT^2}{(P + \epsilon)} (\vec{k} \cdot \vec{\nabla})(\vec{k} \cdot \vec{\nabla}) \left( \frac{\partial \epsilon}{\partial T} \right)_n \\
&\left. - \frac{1}{9} k^2 \zeta^2 \beta_0 \left( \frac{\partial \epsilon}{\partial T} \right)_n - \frac{8}{3} k^2 \eta^2 \beta_2 \left( \frac{\partial \epsilon}{\partial T} \right)_n \right] \quad (66)
\end{aligned}$$

The physical solution of Eq.65 gives the general dispersion relation for non-zero  $\eta, \zeta, \chi$  as well for non-zero  $n$ .

$$\begin{aligned}
b = & -\frac{2}{3}\zeta\chi\alpha_0\frac{nT^2}{(P+\epsilon)}\left(\frac{\partial\epsilon}{\partial T}\right)_n(\vec{k}\cdot\vec{\nabla})\alpha_1 - \frac{8}{3}\eta\chi\alpha_1\frac{nT^2}{(P+\epsilon)} \\
& \times \left(\frac{\partial\epsilon}{\partial T}\right)_n(\vec{k}\cdot\vec{\nabla})\alpha_1 + i\left[\frac{1}{3}k^2\zeta\left(\frac{\partial\epsilon}{\partial T}\right)_n + \frac{4}{3}k^2\eta\left(\frac{\partial\epsilon}{\partial T}\right)_n\right. \\
& \left. - \frac{1}{3}\frac{nT^2}{(P+\epsilon)}k^2\alpha_1\zeta\chi\alpha_0\left(\frac{\partial\epsilon}{\partial T}\right)_n - \frac{4}{3}k^2\alpha_1\eta\chi\alpha_1\left(\frac{\partial\epsilon}{\partial T}\right)_n\right] \quad (67)
\end{aligned}$$

$$\begin{aligned}
c = & k^2(P+\epsilon)n + k^2n\left(\frac{\partial P}{\partial T}\right)_n - k^2n\left(\frac{\partial P}{\partial n}\right)_T\left(\frac{\partial\epsilon}{\partial T}\right)_n \\
& - \frac{2}{3}\nabla^2\alpha k^2nT\zeta\chi\alpha_0 + \frac{2nT^2}{(P+\epsilon)}\nabla^2\alpha\alpha_0\zeta\chi k^2n^2\left(\frac{\partial\epsilon}{\partial n}\right)_T \\
& - \frac{n^2T^2}{(P+\epsilon)^2}\alpha_0\zeta\chi k^2n^2\left(\frac{\partial\epsilon}{\partial n}\right)_T\left(\frac{\partial P}{\partial T}\right)_n\nabla^2\alpha \\
& + \frac{n^2T^2}{(P+\epsilon)^2}\alpha_0\zeta\chi k^2n^2\left(\frac{\partial\epsilon}{\partial T}\right)_n\left(\frac{\partial P}{\partial n}\right)_T\nabla^2\alpha \\
& + \frac{2n^2T^2\alpha_1\eta\chi k^2}{3(P+\epsilon)}\left(\frac{\partial P}{\partial T}\right)_n\nabla^2\alpha + 2(\vec{k}\cdot\vec{\nabla})(\vec{k}\cdot\vec{\nabla})\alpha \\
& \times \frac{nT^2}{P+\epsilon}\eta\chi\alpha_1\left(\frac{\partial P}{\partial T}\right)_n + i\left[\frac{nT^2}{3(P+\epsilon)}\alpha_0\zeta\chi k^2\left(\frac{\partial P}{\partial T}\right)_n(\vec{k}\cdot\vec{\nabla})\alpha\right. \\
& - \frac{2}{3}\alpha_0\zeta\chi k^2nT(\vec{k}\cdot\vec{\nabla})\alpha + \frac{2n^2T}{3(P+\epsilon)}\alpha_0\zeta\chi k^2(\vec{k}\cdot\vec{\nabla})\alpha\left(\frac{\partial\epsilon}{\partial n}\right)_T \\
& - \frac{n^2T^2\alpha_0\zeta\chi k^2}{3(P+\epsilon)^2}(\vec{k}\cdot\vec{\nabla})\alpha\left(\frac{\partial\epsilon}{\partial n}\right)_T\left(\frac{\partial P}{\partial T}\right)_n - \frac{n^2T^2\alpha_0\zeta\chi k^2}{3(P+\epsilon)^2} \\
& \times (\vec{k}\cdot\vec{\nabla})\alpha\left(\frac{\partial\epsilon}{\partial T}\right)_n\left(\frac{\partial P}{\partial n}\right)_T - \frac{8}{3}\alpha_1nT\eta\chi k^2(\vec{k}\cdot\vec{\nabla})\alpha\left(\frac{\partial\epsilon}{\partial n}\right)_T \\
& + \frac{4nT^2}{3(P+\epsilon)}\alpha_1\zeta\chi k^2(\vec{k}\cdot\vec{\nabla})\alpha\left(\frac{\partial P}{\partial T}\right)_n + \frac{8n^2T}{3(P+\epsilon)}\alpha_1\eta\chi k^2 \\
& \times (\vec{k}\cdot\vec{\nabla})\alpha\left(\frac{\partial\epsilon}{\partial n}\right)_T + \frac{4n^2T^2}{3(P+\epsilon)^2}\alpha_1\eta\chi k^2(\vec{k}\cdot\vec{\nabla})\alpha\left(\frac{\partial\epsilon}{\partial T}\right)_n \\
& \left. \times \left(\frac{\partial P}{\partial n}\right)_T\right] \quad (68)
\end{aligned}$$

**Acknowledgment :** We are grateful to Golam Sarwar for many helpful discussions and MR would like to thank DAE for financial support. We also thankful Dr.Katz for providing us (2+1) flavor lattice data.

### VIII. REFERENCES

- 
- [1] I. Arsene *et al.* (for BRAHMS Collaboration), Nucl. Phys. A **757**, 1 (2005); B. B. Back *et al.* (for PHOBOS Collaboration), Nucl. Phys. A **757**, 28 (2005); J. Adams *et al.* (for STAR Collaboration), Nucl. Phys. A **757**, 102 (2005); K. Adcox *et al.* (for PHENIX Collaboration), Nucl. Phys. A **757**, 184 (2005).
- [2] B. Muller, J. Schukraft and B. Wyslouch, Ann. Rev. Nucl. Part. Sci. **62**, 361 (2012).
- [3] B. Friman *et al.*, The CBM Physics Book, Lect. Notes Phys. **814**, Springer-Verlag, 2010.
- [4] Z. Fodor and S. D. Katz JHEP **04**, 050 (2004).
- [5] T. Bhattacharya *et al.*, Phys. Rev. Lett. **113**, 082001 (2014).
- [6] A. Bazavov *et al.* (Hot QCD collaboration), Phys. Rev. D **90**, 094503 (2014).
- [7] S. Borsanyi, Z. Fodor, C. Hoelbling, S. D. Katz, S. Krieg, K. K. Szabo Phys. Lett. B, **730**, 99 (2014).
- [8] F. Karsch and E. Laermann, in Quark-Gluon Plasma III, pp. 1-59, R. Hwa (ed.); hep-lat/0305025.
- [9] W.A. Hiscock and L. Lindblom, Ann. Phys. (N.Y.) **151**, 466 (1983).
- [10] I. Muller, Z. Phys. **198**, 329 (1967).
- [11] H. Grad, Commun. Pure Appl. Math. **2**, 331 (1949).
- [12] W. Israel and J. M. Stewart, Ann. Phys. **118**, 341 (1979).
- [13] R. Maartens and J. Triginer, Phys. Rev. D **58**, 123507(1998)
- [14] C. Eckart, Phys. Rev. **58**, 919 (1940).
- [15] L. D. Landau and E. M. Lifshitz, Fluid Mechanics (Addison-Wesley, Massachusetts, (1959).
- [16] A. Muronga, Phys. Rev. C **76**, 014909 (2007); *ibid*, **76**,

- 014910, (2007).
- [17] S. Weinberg, *Astrophys. J.* **168**, 175 (1971).
- [18] V. Skokov, A. Yu. Illarionov and V. Toneev, *Int. J. Mod. Phys. A* **24**, 5925 (2009).
- [19] M. Gedalin and I. Oiberman, *Phys. Rev. E* **51**, 5(1995).
- [20] J. Liao and V. Koch, *Phys. Rev. C* **81**, 014902 (2010)
- [21] V. Koch, A. Bzdak, J. Liao, *EPJ Web Conf.* **13**, 02001 (2011); arXiv:1101.4245 [nucl-th].
- [22] P. Staig and E. V. Shuryak, *Phys. Rev. C* **84**, 034908 (2011).
- [23] R. A. Lacey, A. Taranenko, J. Jia, N. N. Ajitanand, J. M. Alexander. arXiv:1105.3782v2(2011) [nucl-ex].
- [24] A. Bonasera and L. P. Csernai, *Phys. Rev. Lett.* **59**, 630 (1987).
- [25] C. Gombeaud, T. Lappi and J. Y. Ollitrault, *Phys. Rev. C* **79**, 054914 (2009).
- [26] J. D. Bjorken, *Phys. Rev. D* **27**, 140 (1983).
- [27] M. Le Bellac, *Thermal Field Theory*, Cambridge University Press.
- [28] T. Hirano and M. Gyulassy, *Nucl. Phys. A* **769**, 71 (2006)
- [29] G. Sarwar, S. Chatterjee and J. Alam, *J. Phys. G: Nucl. Part. Phys.* **44**, 055101 (2017).
- [30] P. K. Kovtun, D. T. Son and A. O. Starinets, *Phys. Rev. Lett.* **94**, 111601 (2005)