

Enhanced q -Least Mean Square

Shujaat Khan^a, Alishba Sadiq^b, Imran Naseem^{b,c,*}, Roberto Togneri^c,
Mohammed Bennamoun^d

^a*Department of Bio and Brain Engineering, Korea Advanced Institute of Science and Technology (KAIST), Daejeon, Republic of Korea.*

^b*College of Engineering, Karachi Institute of Economics and Technology, Korangi Creek, Karachi 75190, Pakistan.*

^c*School of Electrical, Electronic and Computer Engineering, The University of Western Australia, 35 Stirling Highway, Crawley, Western Australia 6009, Australia.*

^d*School of Computer Science and Software Engineering, The University of Western Australia, 35 Stirling Highway, Crawley, Western Australia 6009, Australia.*

Abstract

In this work, a new class of stochastic gradient algorithm is developed based on q -calculus. Unlike the existing q -LMS algorithm, the proposed approach fully utilizes the concept of q -calculus by incorporating time-varying q parameter. The proposed enhanced q -LMS (Eq -LMS) algorithm utilizes a novel, parameterless concept of error-correlation energy and normalization of signal to ensure high convergence, stability and low steady-state error. The proposed algorithm automatically adapts the learning rate with respect to the error. For the evaluation purpose the system identification problem is considered. Extensive experiments show better performance of the proposed Eq -LMS algorithm compared to the standard q -LMS approach.

Keywords: Adaptive algorithms, Least Mean Squares Algorithm, q -calculus, Jackson derivative, system identification, q -LMS.

1. Introduction

Least square method is considered to be widely used optimization technique. It has been applied in diversified applications such as plant identification [1], detection of elastic inclusions [2], noise cancellation [3], echo cancellation [4],
5 ECG signal analysis [5], elasticity imaging [6], and time series prediction [7], etc. The least mean square (LMS) is one of the most popular least square algorithms for adaptive filtering due to its low computational complexity, however, it has

*Corresponding author

Email addresses: shujaat@kaist.ac.kr (Shujaat Khan),
alishba.sadiq@pafkiet.edu.pk (Alishba Sadiq), imran.naseem@uwa.edu.au (Imran Naseem), roberto.togneri@uwa.edu.au (Roberto Togneri),
mohammed.bennamoun@uwa.edu.au (Mohammed Bennamoun)

a slow convergence rate due to the dependency on the eigenvalue-spread of the input correlation matrix [8]. Extensive research has been done towards the optimization of the LMS algorithm [3, 9, 10, 11, 12]. One of the disadvantages of the LMS is that it is sensitive to the scaling of its input. In [8, 11], the normalized LMS (NLMS) and its variants were proposed to solve this problem through normalization. To improve the convergence rate and steady state performance, variable step size frameworks were devised in [13, 14]. In [15, 16, 17, 18], different solutions for complex signal processing were proposed. Similarly, to deal with non-linear signal processing problem, the concept of kernel function-based LMS algorithms was proposed in [19, 20, 21].

Beside these variants, various definitions of gradient have also been used to derive improved LMS algorithms; for instance in [22], a fractional order calculus (FOC) based least mean square algorithm, named as robust variable step size fractional least mean square (RVSS-FLMS), is proposed. The algorithm is derived using Riemann-Liouville fractional derivative for high convergence performance. In [23, 24], some adaptive schemes were proposed for maintaining stability through adaptive variable fractional power. The FOC variants are, however, not stable and diverge if the weights are negative or the input signal is complex [25].

Recently, the q -LMS algorithm is proposed which utilizes q -gradient from the Jackson's derivative so that the secant of the cost function is computed instead of the tangent [12]. The algorithm takes larger steps towards the optimum solution and therefore, achieves a higher convergence rate. The q -LMS algorithm has also been used for various applications, such as adaptive noise cancellation [26], system identification, and designing of whitening filter [27]. In [28] q -normalized LMS algorithm is proposed and its convergence performance is analyzed. In [29], using the same definition of q -calculus, variants of steady state least mean algorithms are derived.

All the aforementioned variants of the q -LMS algorithm enhance convergence speed at the cost of increased computational complexity and steady-state error. In order to improve convergence rate without compromising the steady-state performance, a time-varying q -LMS is proposed in [30]. However, it requires the tuning of two additional parameters (β and γ), and the performance of the time-varying q -LMS [30] is very sensitive to the selection of the tuning parameters. In this paper, we propose a new variant of the q -LMS by making the q -parameter time-varying. The proposed enhanced q -LMS (Eq -LMS) utilizes a novel, parameterless concept of error-correlation energy and normalization to ensure rapid convergence without compromising stability and low steady-state error. The proposed algorithm automatically adapts the learning rate with respect to error. It takes larger steps in case of larger error and reduces the learning rate with decreased error. Unlike the contemporary methods [12, 13, 14], the proposed method is a parameterless technique and does not require manual tuning of any parameter. The proposed algorithm is evaluated for the system identification problem and the results are demonstrated for both the steady-state performance and the convergence rate. Extensive experiments are performed to show the superiority of the proposed Eq -LMS algorithm over a

variety of contemporary methods.

55 The rest of the paper is structured as follows. An overview of the q -calculus and q -least mean square algorithm is provided in Section 2. The details of proposed algorithm are discussed in Section 3, followed by the experimental results in Section 4. The paper is finally concluded in Section 5.

2. Overview of q -Least Mean Square Algorithm

60 The conventional LMS algorithm is derived using the concept of steepest descent with the weight- update rule

$$\mathbf{w}(i+1) = \mathbf{w}(i) - \frac{\mu}{2} \nabla_w J(w), \quad (1)$$

where $J(w)$ is the cost function for the LMS algorithm and is defined as

$$J(w) = E[e^2(i)], \quad (2)$$

where $E[\cdot]$ is the expectation operator and $e(i)$ is the estimation error between the desired response $d(i)$ and the output signal at the i^{th} instant, i.e.,

$$e(i) = d(i) - \mathbf{x}^\top(i)\mathbf{w}(i), \quad (3)$$

Here, $\mathbf{x}(i)$ is the input signal vector defined as

$$\mathbf{x}(i) = [x_1(i), x_2(i), \dots, x_M(i)]^\top, \quad (4)$$

and $\mathbf{w}(i)$ is the weight vector defined as:

$$\mathbf{w}(i) = [w_1(i), w_2(i), \dots, w_M(i)] \quad (5)$$

where M is the length of the filter.

65 2.1. Overview of q -Calculus

The Quantum calculus or q -calculus is sometimes referred to as the calculus without a limit [31]. It has been successfully used in various areas such as number theory, combinatorics, orthogonal polynomials, basic hyper-geometric functions and other sciences quantum theory, operational theory, mechanics, 70 and the theory of relativity [32, 33, 34, 35].

In q -calculus, the differential of a function is defined as (See, [36])

$$d_q(f(x)) = f(qx) - f(x). \quad (6)$$

The derivative therefore takes the form

$$D_q(f(x)) = \frac{d_q(f(x))}{d_q(x)} = \frac{f(qx) - f(x)}{(q-1)x}. \quad (7)$$

When $q \rightarrow 1$, the expression becomes the derivative in the classical sense. The q -derivative of a function of the form x^n is

$$D_{q,x}x^n = \begin{cases} \frac{q^n - 1}{q - 1}x^{n-1}, & q \neq 1, \\ nx^{n-1}, & q = 1. \end{cases} \quad (8)$$

For a function $f(x)$ of n number of variables, $\mathbf{x} = [\mathbf{x}_1, \mathbf{x}_2, \dots, \mathbf{x}_n]^\top$, the q -gradient is defined as

$$\nabla_{q,w}f(x) \triangleq [D_{q_1,x_1}f(x), D_{q_2,x_2}f(x), \dots, D_{q_n,x_n}f(x)]^\top, \quad (9)$$

where $q = [q_1, q_2, \dots, q_n]^\top$.

2.2. q -Least Mean Square (q -LMS) Algorithm

The performance of the LMS algorithm depends on the eigenvalue spread of the input correlation matrix. The LMS is therefore regarded as an inherently slowly converging approach [14]. In order to resolve this issue the q -LMS has been proposed in [12]. Instead of the conventional gradient, the q -LMS is derived using the q -calculus and utilizes the Jackson derivative method [12], it takes larger steps (for $q > 1$) in the search direction as it evaluates the secant of the cost function rather than the tangent [12]. By replacing the conventional gradient in (1) with the q -gradient, we get

$$\mathbf{w}(i+1) = \mathbf{w}(i) - \frac{\mu}{2}\nabla_{q,w}J(w). \quad (10)$$

The q -gradient of the cost function $J(w)$ for the k^{th} weight is defined as

$$\nabla_{q,w_k}J(w) = \frac{\partial_{q_k}J(w)}{\partial_{q_k}e} \frac{\partial_{q_k}e(i)}{\partial_{q_k}y} \frac{\partial_{q_k}y(i)}{\partial_{q_k}w_k(i)}. \quad (11)$$

Solving partial derivatives in (11) using the Jackson derivative defined in Section (2) gives

$$\frac{\partial_q J(w)}{\partial_q e} = \frac{\partial_q}{\partial_q e} (E[e^2(i)]) = E\left[\frac{q^2 - 1}{q - 1}e(i)\right] = E[(q + 1)e(i)], \quad (12)$$

where $J(w) = E[e^2(i)]$, $E[\cdot]$ is the expectation operator and $e(i) = d(i) - y(i)$.

Similarly

$$\frac{\partial_{q_k}y(i)}{\partial_{q_k}w_k(i)} = \mathbf{x}_k(i), \quad (13)$$

and

$$\frac{\partial_{q_k}e(i)}{\partial_{q_k}y} = -1, \quad (14)$$

Substituting equations (12), (13), and (14) in (11) gives

$$\nabla_{q,w_k}(i)J(w) = -E[(q_k + 1)e(i)\mathbf{x}_k(i)]. \quad (15)$$

Similarly, for $k = 1, 2, \dots, M$,

$$\nabla_{q,w}J(w) = -E[(q_1 + 1)e(i)x_1(i), (q_2 + 1)e(i)\mathbf{x}_2(i), \dots, (q_M + 1)e(i)\mathbf{x}_M(i)]. \quad (16)$$

Consequently, Eq. (16) can be written as

$$\nabla_{q,w}J(w) = -2E[\mathbf{G}\mathbf{x}(i)e(i)], \quad (17)$$

where μ is the learning rate (step-size) and \mathbf{G} is a diagonal matrix

$$\text{diag}(\mathbf{G}) = [(\frac{q_1 + 1}{2}), (\frac{q_2 + 1}{2}), \dots, (\frac{q_M + 1}{2})]^\top. \quad (18)$$

90 Dropping the expectation from the q-gradient in (17) results in

$$\nabla_{q,w}J(w) \approx -2\mathbf{G}\mathbf{x}(i)e(i). \quad (19)$$

Substituting (19) in (1) renders the weight update rule of the q-LMS algorithm by

$$\mathbf{w}(i + 1) = \mathbf{w}(i) + \mu\mathbf{G}\mathbf{x}(i)e(i). \quad (20)$$

2.2.1. q-LMS as a whitening filter-q-Normalized LMS

The q -normalized least mean square (q -NLMS) algorithm is defined (See
95 [28])

$$\mathbf{w}(i + 1) = \mathbf{w}(i) + \mu \frac{\mathbf{G}\mathbf{x}(i)e(i)}{\zeta + \|\mathbf{x}(i)\|_G^2}, \quad (21)$$

where ζ is a small value added in the denominator to avoid the indeterminate form, and $\|\mathbf{x}(i)\|_G^2$ is the weighted norm of the input vector. By selecting the q parameter in (20) as $q = 1/\lambda \max$, we can design a whitening filter and hence it can remove the dependency on the input correlation [28].

100 2.2.2. Time-varying q-LMS

The time-varying q -LMS algorithm is based on the variable step size (VSS) method [14] and is given (See [30])

$$\Psi(i + 1) = \beta\Psi(i) + \gamma e(i)^2, \quad (0 < \beta < 1, \gamma > 0), \quad (22)$$

$$q(i + 1) = \begin{cases} q_{upper}, & \Psi(i + 1) > q_{upper}, \\ 1, & \Psi(i + 1) < 1, \\ \Psi & otherwise. \end{cases} \quad (23)$$

where q_{upper} is so chosen to satisfy the stability bound, (See [12])

$$q_{upper} = \frac{2}{\mu\lambda_{max}}. \quad (24)$$

The $q(i+1)$ is updated according to the estimation of the square of the estimation error. When the estimation error is large, $q(i)$ will approach its upper bound denoted by q_{upper} , while for smaller values $q(i)$ goes to unity for a lower steady-state error.

105 3. The Proposed Enhanced q -Least Mean Square (Eq-LMS) Algorithm

The q -LMS algorithm has an extra degree of freedom to control the performance via the diagonal matrix G , which comprises of the q -dependent entries. The weight-update rule of the q -LMS algorithm can be written as

$$\mathbf{w}(i+1) = \mathbf{w}(i) + \mu \hat{\mathbf{x}}(i)e(i), \quad (25)$$

110 where $\hat{\mathbf{x}}(i) = G\mathbf{x}(i)$. For the special case of $G=I$ (identity matrix), the q -LMS algorithm will be transformed into the conventional LMS. Based on the above discussion, we make the following important observations.

- We argue that the q -gradient with $q > 1$ enhances the speed of convergence as it takes the secant of function rather than the tangent [12]. The larger the value of the q parameter, the faster the convergence of the algorithm. But this improvement in the rate of convergence comes at the cost of a degradation in the steady-state performance. 115
- The time varying q -LMS technique [30] is based on variable step-size method [14], which requires the tuning of additional parameters such as β and γ . 120
- By selecting the q parameter in (20) as $q = 1/\lambda_{max}$, we can design a whitening filter and hence it can remove the dependency on the input correlation [28]. However, with a large step-size the q -NLMS converges rapidly with a compromised steady state performance. Similarly, a smaller step-size results in better steady state performance but with slow convergence. As such, the two important performance parameters cannot be optimized simultaneously. 125

3.1. Proposed Improvements

To overcome the aforementioned issues, we propose the Eq -LMS algorithm with the following improvements. 130

- To achieve higher convergence rate with lower steady-state error, we propose to incorporate the instantaneous error energy to adapt the q -parameter. The proposed algorithm automatically takes large steps when the error is large and reduces the step-size with the decreasing error. Note that, unlike the time-varying q -LMS [30], no additional tuning parameters are introduced and the proposed approach is completely automatic.
- The whitening factor ($q = 1/\lambda \max$) is also utilized to set the limits of adaptive q -vector, this allows the algorithm to operate at a higher convergence rate without worrying about the divergence issues.
- To update each q -parameter, the proposed Eq -LMS utilize, a *responsible error* for each tap of the filter. With this improvement, the q -variable for each tap will be updated accordingly, hence, both the steady-state error and convergence performance can be improved significantly.

3.2. Formulation of the Eq -LMS Algorithm

By replacing the fixed \mathbf{G} in (20) with its time-varying form $\mathbf{G}(i)$, the weight update rule of the proposed Eq -LMS is given as

$$\mathbf{w}(i+1) = \mathbf{w}(i) + \mu e(i) \mathbf{x}(i) \mathbf{G}(i), \quad (26)$$

where μ is the learning rate, and $e(i)$ is the error at the i^{th} instant defined by

$$e(i) = d(i) - y(i), \quad (27)$$

where $d(i)$ and $y(i)$ are the desired and estimated output at the i^{th} instant, respectively. Here, $\mathbf{G}(i)$ is a diagonal matrix with time-varying diagonal elements, and is defined as

$$\mathbf{G}(i) = \begin{bmatrix} q_1(i) & & & \\ & q_2(i) & & \\ & & \ddots & \\ & & & q_M(i) \end{bmatrix}. \quad (28)$$

It can also be written as

$$\mathbf{G}(i) = \text{diag}(q_1(i), \dots, q_M(i)) = \text{diag}(\mathbf{q}(i)), \quad (29)$$

where,

$$\mathbf{q}(i) = \{q_1(i), q_2(i), \dots, q_M(i)\}. \quad (30)$$

We propose an update rule for vector \mathbf{q} defined in the following steps.

- Step1: Initialize vector \mathbf{q} with any positive random values.
- Step2: Use instantaneous error to update first entry q_1 of \mathbf{q} vector, which is associated with weight of the instant input tap, i.e.,

$$q_1(i+1) = \frac{1}{M+1} \{|e(i)| + \sum_{j=1}^M q_j(i)\}, \quad (31)$$

where M is the length of the filter.

- Step3: To avoid divergence while maintaining the higher convergence rate, the following conditions will be evaluated:

$$\mathbf{q}(i+1) = \begin{cases} \frac{1}{\lambda_{max}} & \text{if } |q_1(i+1)| > \frac{1}{\lambda_{max}}, \\ q_1(i+1) & \text{if } |q_1(i+1)| < \frac{1}{\lambda_{max}}, \end{cases} \quad (32)$$

where λ_{max} is the maximum eigenvalue of the input auto-correlation matrix.

- Step4: Update all entries of vector α except for the first entry, simply by shifting:

$$q_{k+1}(i+1) = q_k(i), \quad (33)$$

150 where $1 < k < M - 1$

- Step5: For next iterations, repeat steps 2 to 5.

Finally, the weight-update equation of the proposed *Eg*-LMS can be written as:

$$\mathbf{w}(i+1) = \mathbf{x}(i) + \mu e(i) \mathbf{x}(i) \odot \mathbf{q}(i), \quad (34)$$

where \odot indicates the element wise multiplication.

4. Experiments

For the evaluation of the proposed algorithm the problem of system identification is used. Adaptive learning methods have been successfully used to identify the unknown system, with numerous applications, for example, in control engineering, communication systems [11, 37, 38, 39, 40, 41]. Channel estimation, for instance, is a widely used method in communication systems to estimate the characteristics of an unknown channel. Consider a linear channel shown in Fig. 1.

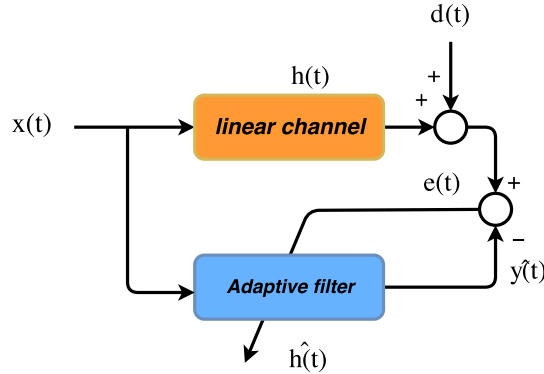


Figure 1: Channel estimation using adaptive learning algorithm.

$$y(t) = h_1x(t) + h_2x(t - 1) + h_3x(t - 2) + h_4x(t - 3) + h_5x(t - 4). \quad (35)$$

Equation (35) shows the mathematical model of the system, where $x(t)$ and $y(t)$ are the input and output of the system, respectively and $d(t)$ is the disturbance which is taken to be white Gaussian noise in this case. For this experiment, $\mathbf{x}(t)$ is chosen to be consisting of 1×10^6 randomly generated samples obtained from Gaussian distribution of mean zero and variance of 1. In (35), the system is defined by its impulse response $h(t)$ while $\hat{y}(t)$, $\hat{h}(t)$, and $e(t)$ are the estimated output, estimated impulse response, and the error of estimation, respectively. The simulation parameters selected are as follows: coefficient values of $h_1 = -2$, $h_2 = -1$, $h_3 = 0$, $h_4 = 1$ and $h_5 = 2$ are selected for the channel, the experiments are performed on three noise levels with the SNR values of 10dB, 20dB and 30dB. The weights are initialized to zero for all algorithms. Specifically, the objective of these simulations is to compare the performance of the proposed enhanced q -LMS (Eq -LMS) algorithm with the contemporary counterparts, i.e., Least Mean Square (LMS)/ q -LMS [12] at $q = 1$, q -LMS [12] at $q = 2$, time-varying q -LMS [30] and the normalized LMS (NLMS), for given convergence rate and given steady state error in three different scenarios.

For the performance evaluation, the normalized weight deviation (NWD) in the actual and the obtained weights is compared. Specifically, we define

$$\text{NWD} = \frac{\|\mathbf{h} - \mathbf{w}\|}{\|\mathbf{h}\|}, \quad (36)$$

where \mathbf{h} is the actual impulse response of the channel and \mathbf{w} is the estimated weight-vector. The simulations are repeated for 1000 independent runs and mean results are reported. The simulations are performed primarily to evaluate the steady-state and convergence performances of the proposed algorithm for various learning rates. Accordingly, three Evaluation protocols are designed:

1. **Evaluation protocol 1:** learning rate= 1×10^{-1} , SNR={10,20,30} dB.
2. **Evaluation protocol 2:** learning rate= 1×10^{-2} , SNR={10,20,30} dB.
3. **Evaluation protocol 3:** learning rate= 1×10^{-3} , SNR={10,20,30} dB.

4.1. Experiments to Evaluate the Steady-State Performance

4.1.1. Evaluation Protocol 1: Fast Convergence

For the comparison of the steady-state performance, all algorithms were setup for equal convergence and after 10000 iterations, the steady-state value of the NWD is examined. The learning rate (step size) configurations for equal convergence rate (Evaluation Protocol 1) is shown in Table 1.

Table 1: Evaluation protocol 1: Configuration of learning rates of different approaches for an equal convergence rate of 1×10^{-1} .

Algorithm	Learning Rate μ		
	10 dB SNR	20 dB SNR	30 dB SNR
LMS/q-LMS	4.4×10^{-2}	2.45×10^{-2}	2.7×10^{-5}
Time-varying q-LMS	3.5×10^{-1}	1.3×10^{-1}	3.2×10^{-5}
Normalized LMS	2.45×10^{-1}	1.2×10^{-1}	8.7×10^{-5}
Proposed Eq-LMS	1×10^{-1}	1×10^{-1}	1×10^{-1}

The relevant normalized weight difference (NWD) curves with three different SNR values are depicted in Fig. 2. From the Fig. 2 (a),(b), and (c), it can be seen that the proposed Eq -LMS produced the best performance under all three conditions: (1) for the SNR value of 10dB, it outperformed the LMS/ q -LMS at $q = 1$, the q -LMS at $q = 2$, the time-varying q -LMS, and the NLMS by the NWD value of -1.03 dB, -2.95 dB, -8.06 dB, and -2.14 dB, respectively, (2) for the SNR value of 20 dB, it surpassed the listed algorithms by the NWD value of -2.36 dB, -4.05 dB, -6.96 dB, and -3.29 dB, respectively, and (3) for the SNR value of 30 dB, the above mentioned algorithms were outperformed by a margin of -2.29 dB, -3.86 dB, -7.18 , and -3.47 dB, respectively. Note that the proposed Eq -LMS algorithm showed the lowest steady state error in all conditions while the LMS, NLMS and the q -LMS at $q = 2$ show faster convergence than the time-varying q -LMS but with greater steady state error than the proposed Eq -LMS. With the above discussed settings, results for the channel estimation problem are summarized in Table 2.

Table 2: Evaluation protocol 1: Results of various approaches for an equal convergence rate.

Algorithm	Steady-state NWD (dB)		
	10 dB SNR	20 dB SNR	30 dB SNR
LMS/q-LMS ($q = 1$)	-14.63	-21.06	-28.77
q-LMS ($q = 2$)	-12.71	-19.37	-27.02
Time-varying q-LMS	-7.60	-16.46	-23.88
Normalized LMS	-13.52	-20.13	-27.59
Proposed Eq-LMS	-15.66	-23.42	-31.06

4.1.2. Evaluation protocol 2: Medium Convergence

The learning rate (step size) configurations for an equal convergence rate (Evaluation protocol 2) is shown in Table 3.

Table 3: Evaluation protocol 2: Configuration of learning rates of different approaches for an equal convergence rate of 1×10^{-2} .

Algorithm	Learning Rate μ		
	10 dB SNR	20 dB SNR	30 dB SNR
LMS/q-LMS	4×10^{-3}	1.5×10^{-3}	5.2×10^{-4}
Time-varying q-LMS	2×10^{-2}	1×10^{-3}	1.8×10^{-3}
Normalized LMS	2×10^{-2}	9×10^{-3}	2.5×10^{-3}
Proposed Eq-LMS	1×10^{-2}	1×10^{-2}	1×10^{-2}

The relevant normalized weight difference (NWD) curves with three different SNR values are depicted in Fig. 2. From the Fig. 2 (d),(e), and (f), it can be seen that the proposed Eq -LMS produced the best performance under all three conditions: (1) for the SNR value of 10 dB, it outperformed the LMS/ q -LMS at $q = 1$, q -LMS at $q = 2$, time-varying q -LMS and the NLMS by the NWD value of -0.68 dB, -2.23 dB, -4.08 dB, and -1.74 dB, respectively, (2) for the SNR value of 20 dB, it surpassed the above-mentioned algorithms by the NWD value of -1.22 dB, -2.74 dB, -5.34 dB, and -2.45 dB, respectively, and (3) for the SNR value of 30 dB, the above mentioned algorithms were outperformed by a margin of -1.44 dB, -2.94 dB, -4.07 and -2.47 dB, respectively. Note that the proposed Eq -LMS algorithm showed the lowest steady state error in all conditions while the LMS, NLMS and the q -LMS at $q = 2$ show faster convergence than time-varying q -LMS but with a greater steady state error than the proposed Eq -LMS. With the above discussed settings, results for the channel estimation problem are summarized in Table 4.

Table 4: Evaluation protocol 2: Results of various approaches for an equal convergence rate.

Algorithm	Steady-state NWD (dB)		
	10 dB SNR	20 dB SNR	30 dB SNR
LMS/qLMS (q=1)	-25.42	-32.70	-40.00
qLMS (q=2)	-23.62	-30.86	-38.19
Time-varying qLMS	-22.40	-29.40	-37.45
Normalized LMS	-24.18	-31.45	-38.80
Proposed Eq-LMS	-25.85	-33.60	-41.13

4.1.3. Evaluation protocol 3: Slow Convergence

The learning rate (step size) configurations for equal convergence rate (Evaluation protocol 3) is shown in Table 5.

Table 5: Evaluation protocol 3: Configuration of learning rates of different approaches for the fix convergence rate of 1×10^{-3} .

Algorithm	Learning Rate μ		
	10 dB SNR	20 dB SNR	30 dB SNR
LMS/qLMS	3.6×10^{-4}	1.3×10^{-4}	4.5×10^{-3}
Time-varying qLMS	1.6×10^{-3}	6×10^{-4}	1.5×10^{-4}
Normalized LMS	1.9×10^{-3}	7×10^{-4}	2.3×10^{-4}
Proposed Eq-LMS	1×10^{-3}	1×10^{-3}	1×10^{-3}

220 The relevant NWD curves with three different SNR values are delineated in Fig. 2. From the Fig. 2 (g), (h), and (i), it can be seen that the proposed Eq-LMS produced the best performance under all three conditions: (1) for the SNR value of 10 dB, it outperformed the LMS/ q -LMS at $q = 1$, q -LMS at $q = 2$, Time-varying q -LMS, and the NLMS by the NWD value of -0.43 dB, -1.92 dB, -3.45 dB, and -1.67 dB, respectively, (2) for the SNR value of 20 dB, it surpassed the above-mentioned algorithms by the NWD value of -0.9 dB, -2.43 dB, -4.2 dB, and -2.15 dB, respectively, and (3) for the SNR value of 30 dB, the above mentioned algorithms were outperformed by a margin of -1.13 dB, -2.66 dB, -3.68 , and -2.33 dB, respectively. Note that the proposed Eq-LMS algorithm showed the lowest steady state error in all conditions while the q -LMS at $q = 2$ showed faster convergence with greater steady state error than the proposed Eq-LMS. With the above discussed settings, results for the channel estimation problem are summarized in Table 6.

Table 6: Evaluation protocol 3: Results of various approaches for an equal convergence rate.

Algorithm	Steady-state NWD (dB)		
	10 dB SNR	20 dB SNR	30 dB SNR
LMS/ q -LMS ($q = 1$)	-20.16	-27.34	-34.67
q -LMS ($q = 2$)	-18.92	-26.13	-33.45
Time-varying q -LMS	-16.76	-23.22	-32.04
Normalized LMS	-19.10	-26.11	-33.64
Proposed Eq-LMS	-20.84	-28.56	-36.11

4.2. Experiments to Evaluate the Convergence Performance

235 4.2.1. Evaluation Protocol 1: Fast Convergence

For the comparison of convergence performances, all algorithms were setup for equal steady-state error. The learning rate (step size) configurations for equal steady-state (Evaluation Protocol 1) is shown in Table (7). Learning rate for proposed Eq-LMS has been set according to three evaluation protocols.

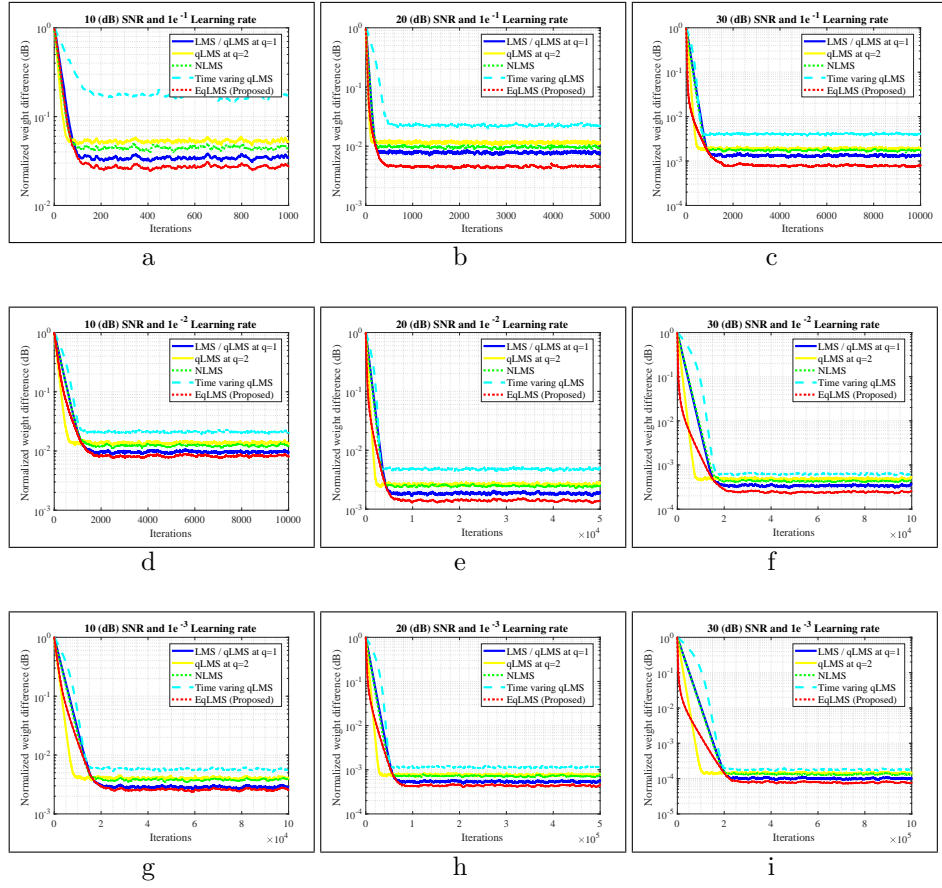


Figure 2: NWD curves for the LMS/ q -LMS at $q = 1$, q -LMS at $q = 2$, time-varying q -LMS, NLMS, and the Eq -LMS. normalized weight deviation with learning rate and SNR of (a) $1e^{-1}$, 10 dB, (b) $1e^{-1}$, 20 dB, (c) $1e^{-1}$, 30 dB, (d) $1e^{-2}$, 10 dB, (e) $1e^{-2}$, 20 dB, (f) $1e^{-2}$, 30 dB, (g) $1e^{-3}$, 10 dB, (h) $1e^{-3}$, 20 dB, and (i) $1e^{-3}$, 30 dB.

Table 7: Evaluation protocol 1: Configuration of learning rates of different approaches for an equal steady-state error.

Algorithm	Learning Rate μ		
	10 dB SNR	20 dB SNR	30 dB SNR
LMS/q-LMS	3×10^{-2}	8.9×10^{-3}	2.7×10^{-3}
Time-varying q-LMS	3.3×10^{-2}	8.8×10^{-3}	3.1×10^{-3}
Normalized LMS	1×10^{-1}	2.8×10^{-2}	8.5×10^{-3}
Proposed Eq-LMS	1×10^{-1}	1×10^{-1}	1×10^{-1}

240 The relevant normalized weight difference (NWD) curves with three different SNR values are depicted in Fig. 3. From the Fig. 3 (a), (b), and (c), it can be seen that the proposed Eq -LMS algorithm produced the best results under all three conditions: (1) for the SNR value of 10 dB, algorithms are run for 1000 iterations. The convergence point of the proposed Eq -LMS is reached at 120th iteration, q -LMS at ($q = 2$) converged on the 80th iteration but its steady state error is much larger compared to the proposed Eq -LMS, (2) for the SNR value of 20 dB, algorithms are run for 5000 iterations. Note that the proposed Eq -LMS algorithm outperformed all competing approaches by converging in only 400 iterations. The q -LMS ($q = 2$) was unable to reach the given error-floor and took 400 iterations to reach a much higher error, and (3) for the SNR value of 30 dB, algorithms are run for 10000 iterations, the proposed Eq -LMS algorithm took the least number of iterations by converging at the 1600th iteration. The proposed EqLMS shows best performance in terms of steady state error and convergence rate. Thus, showing the best overall performance. With the above discussed settings, results for the channel estimation problem are summarized in Table 8.

Table 8: Evaluation protocol 1: Results of various approaches for an equal steady-state error.

Algorithm	Convergence point (number of Iterations $\times 1000$)		
	10 dB SNR	20 dB SNR	30 dB SNR
LMS/q-LMS at ($q = 1$)	0.20	0.70	2.70
q-LMS at ($q = 2$)	0.08	0.40	1.55
Time-varying q-LMS	0.64	2.80	7.20
Normalized LMS	0.23	1.10	4.40
Proposed Eq-LMS	0.12	0.40	1.60

4.2.2. Evaluation protocol 2: Medium Convergence

260 The learning rate (step size) configuration for equal steady-state (Evaluation Protocol 2) is shown in configuration Table (9). Learning rate for proposed Eq -LMS has been set according to three evaluation protocols.

Table 9: Evaluation protocol 2: Configuration of learning rates of different approaches for an equal steady-state error.

Algorithm	Learning Rate μ		
	10 dB SNR	20 dB SNR	30 dB SNR
LMS/q-LMS	3×10^{-3}	8.8×10^{-4}	2.7×10^{-4}
Time-varying q-LMS	3.3×10^{-3}	9.3×10^{-4}	3.1×10^{-4}
Normalized LMS	9×10^{-2}	2.72×10^{-3}	8.5×10^{-4}
Proposed Eq-LMS	1×10^{-2}	1×10^{-2}	1×10^{-2}

The relevant NWD curves with three different SNR values are depicted in Fig. 3. From the Fig. 3 (d), (e), and (f), it can be seen that the proposed Eq -LMS algorithm produced the best results under all three conditions: (1) for the SNR value of 10 dB, algorithms are run for 10000 iterations, the convergence point of the proposed Eq -LMS is reached at 1500th iteration, the q -LMS at ($q = 2$) converged on the 1100th iteration but its steady state error is much larger than the proposed Eq -LMS, (2) for the SNR value of 20 dB, algorithms are run for 50000 iterations, the proposed Eq -LMS algorithm outperformed all competing approaches in terms of convergence point with least steady state error, and (3) for the SNR value of 30 dB, algorithms are run for 100000 iterations, the proposed Eq -LMS algorithm converged on 19000th iteration, it showed best performance in terms of steady state error and convergence rate. Thus, showing the best overall performance. With the above discussed settings, results for the channel estimation problem are summarized in Table 10.

Table 10: Evaluation protocol 2: Results of various approaches for an equal steady-state error.

Algorithm	Convergence point (number of Iterations $\times 1000$)		
	10 dB SNR	20 dB SNR	30 dB SNR
LMS/q-LMS at ($q = 1$)	2	9	32
q-LMS at ($q = 2$)	1.1	5.9	19
Time-varying q-LMS	6.2	28	80
Normalized LMS	3.1	14	52
Proposed Eq-LMS	1.5	6	19

4.2.3. Evaluation protocol 3: Slow Convergence

The learning rate (step size) configuration for equal steady-state (Evaluation protocol 3) is shown in configuration Table (11). Learning rate for the proposed Eq -LMS has been set according to three evaluation protocols.

Table 11: Evaluation protocol 3: Configuration of learning rates of different approaches for an equal steady-state error.

Algorithm	Learning Rate μ		
	10 dB SNR	20 dB SNR	30 dB SNR
LMS/q-LMS	3×10^{-4}	8.9×10^{-4}	2.7×10^{-5}
Time-varying q-LMS	3.3×10^{-4}	9×10^{-5}	3.2×10^{-5}
Normalized LMS	1×10^{-3}	2.8×10^{-4}	8.5×10^{-5}
Proposed Eq-LMS	1×10^{-3}	1×10^{-3}	1×10^{-3}

The relevant NWD curves with three different SNR values are depicted in Fig. 3. From the Fig. 3 (g), (h), and (i), it can be seen that the proposed Eq -LMS algorithm produced the best results under all three conditions: (1) for the SNR value of 10 dB, algorithms are run for 100000 iterations, the convergence point of the proposed Eq -LMS is reached at 21000th iteration, the q -LMS at ($q = 2$), converged at the 12000th iteration but its steady state error is much larger than the proposed Eq -LMS, (2) for the SNR value of 20 dB, the algorithms are run for 500000 iterations, the proposed Eq -LMS algorithm outperformed all competing approaches in terms of convergence point with least steady state error, and (3) for the SNR value of 30 dB, the algorithms are run for 1000000 iterations, the proposed Eq -LMS algorithm converged on 200000th iteration. The proposed Eq -LMS showed the best performance in terms of steady state error and convergence rate. With the above discussed settings, results for the channel estimation problem are summarized in Table 12.

Table 12: Evaluation protocol 3: Results of various approaches for an equal steady-state error.

Algorithm	Convergence point (number of Iterations $\times 1000$)		
	10 dB SNR	20 dB SNR	30 dB SNR
LMS/qLMS at ($q=1$)	23	100	370
qLMS at ($q=2$)	12	60	200
Time-varying qLMS	72	28	840
Normalized LMS	36	320	600
Proposed Eq-LMS	21	70	240

5. Conclusion

In this work, we proposed a quantum calculus-based steepest descent algorithm called enhanced q -least mean square algorithm (Eq -LMS) using a novel concept of error correlation energy. The proposed algorithm is a parameterless method and unlike the contemporary time varying q -LMS, it does not require additional tuning. The proposed Eq -LMS was compared with the LMS, q -LMS, time varying q -LMS, and the NLMS algorithms for a problem of linear channel estimation. Extensive simulation tests were conducted to analyze the convergence and the steady-state performance at three different SNR levels. For all

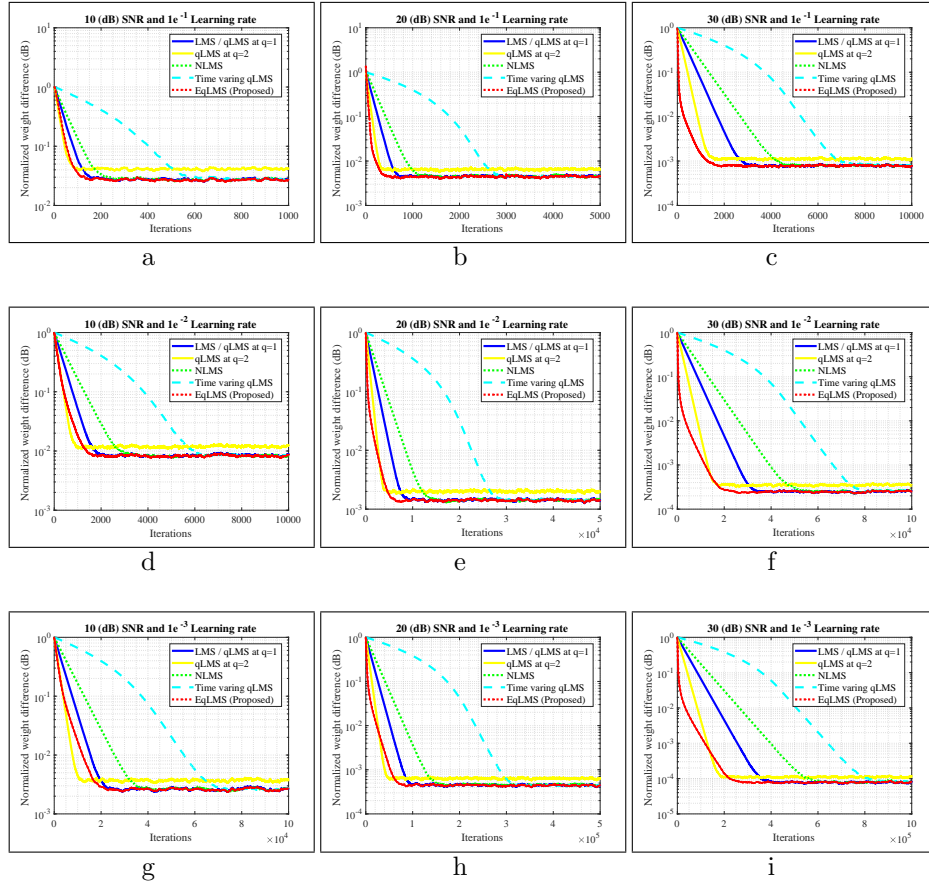


Figure 3: NWD curves for the LMS/ q -LMS at $q = 1$, q -LMS at $q = 2$, time-varying q -LMS, NLMS, and the E_q -LMS. normalized weight deviation with learning rate and SNR of (a) $1e^{-1}$, 10 dB, (b) $1e^{-1}$, 20 dB, (c) $1e^{-1}$, 30 dB, (d) $1e^{-2}$, 10 dB, (e) $1e^{-2}$, 20 dB, (f) $1e^{-2}$, 30 dB, (g) $1e^{-3}$, 10 dB, (h) $1e^{-3}$, 20 dB, and (i) $1e^{-3}$, 30 dB.

scenarios, the proposed Eq -LMS algorithm comprehensively outperformed the contemporary approaches achieving the best performance in terms of steady-state error and convergence.

305 **References**

- [1] Y. Chen, Y. Gu, A. O. Hero, Sparse LMS for system identification, in: IEEE International Conference on Acoustics, Speech and Signal Processing, 2009. ICASSP 2009., IEEE, 2009, pp. 3125–3128.
- [2] T. Abbas, S. Khan, M. Sajid, A. Wahab, J. C. Ye, Topological sensitivity based far-field detection of elastic inclusions, Results in Physics, Volume 8, March 2018, Pages 442-460, ISSN 2211-3797, <https://doi.org/10.1016/j.rinp.2017.12.041>.
310
- [3] J. M. Górriz, J. Ramírez, S. Cruces-Alvarez, C. G. Puntonet, E. W. Lang, D. Erdogmus, A novel LMS algorithm applied to adaptive noise cancellation, IEEE Signal Processing Letters 16 (1) (2009) 34–37.
315
- [4] J. Benesty, S. L. Gay, An improved PNLMS algorithm, in: IEEE International Conference on Acoustics, Speech, and Signal Processing (ICASSP), 2002, Vol. 2, IEEE, 2002, pp. II–1881.
- [5] N. V. Thakor, Y.-S. Zhu, Applications of adaptive filtering to ECG analysis: noise cancellation and arrhythmia detection, IEEE Transactions on Biomedical Engineering 38 (8) (1991) 785–794.
320
- [6] H. Ammari, E. Bretin, J. Garnier, H. Kang, H. Lee, A. Wahab, Mathematical methods in elasticity imaging, Princeton University Press, 2015.
- [7] Y. Zheng, S. Wang, J. Feng, C. K. Tse, A modified quantized kernel least mean square algorithm for prediction of chaotic time series, Digital Signal Processing 48 (Supplement C) (2016) 130 – 136. doi:<https://doi.org/10.1016/j.dsp.2015.09.015>.
325
- [8] S. C. Douglas, A family of normalized LMS algorithms, IEEE Signal Processing Letters 1 (3) (1994) 49–51.
- [9] W. Wang, H. Zhao, Boxed-constraint least mean square algorithm and its performance analysis, Signal Processing 144 (Supplement C) (2018) 201 – 213. doi:<https://doi.org/10.1016/j.sigpro.2017.10.006>.
330
- [10] S. Cheng, Y. Wei, Y. Chen, Y. Li, Y. Wang, An innovative fractional order LMS based on variable initial value and gradient order, Signal Processing 133 (2017) 260–269.
335
- [11] S. Ciochin, C. Paleologu, J. Benesty, An optimized NLMS algorithm for system identification, Signal Processing 118 (2016) 115 – 121.

- [12] U. M. Al-Saggaf, M. Moinuddin, M. Arif, A. Zerguine, The q-Least Mean Squares algorithm, *Signal Processing* 111 (Supplement C) (2015) 50 – 60. doi:<https://doi.org/10.1016/j.sigpro.2014.11.016>.
340
- [13] T. Aboulnasr, K. Mayyas, A robust variable step-size LMS-type algorithm: analysis and simulations, *IEEE Transactions on Signal Processing* 45 (3) (1997) 631–639.
- [14] R. H. Kwong, E. W. Johnston, A variable step size LMS algorithm, *IEEE Transactions on Signal Processing* 40 (7) (1992) 1633–1642. doi:[10.1109/78.143435](https://doi.org/10.1109/78.143435).
345
- [15] B. Widrow, J. McCool, M. Ball, The complex LMS algorithm, *Proceedings of the IEEE* 63 (4) (1975) 719–720. doi:[10.1109/PROC.1975.9807](https://doi.org/10.1109/PROC.1975.9807).
- [16] A. Khalili, A. Rastegarnia, W. M. Bazzi, Z. Yang, Derivation and analysis of incremental augmented complex least mean square algorithm, *IET Signal Processing* 9 (4) (2015) 312–319.
350
- [17] A. Khalili, A. Rastegarnia, S. Sanei, Quantized augmented complex least-mean square algorithm: Derivation and performance analysis, *Signal Processing* 121 (2016) 54–59.
- [18] J. Ahmad, S. Khan, M. Usman, I. Naseem, M. Moinuddin, FCLMS: Fractional Complex LMS Algorithm for Complex System Identification, in: *13th IEEE Colloquium on Signal Processing and its Applications (CSPA 2017)*, IEEE, 2017.
355
- [19] W. Liu, P. P. Pokharel, J. C. Principe, The kernel least-mean-square algorithm, *IEEE Transactions on Signal Processing* 56 (2) (2008) 543–554.
360
- [20] P. P. Pokharel, W. Liu, J. C. Principe, Kernel least mean square algorithm with constrained growth, *Signal Processing* 89 (3) (2009) 257 – 265. doi:<https://doi.org/10.1016/j.sigpro.2008.08.009>.
- [21] B. Chen, S. Zhao, P. Zhu, J. C. Principe, Quantized kernel least mean square algorithm, *IEEE Transactions on Neural Networks and Learning Systems* 23 (1) (2012) 22–32.
365
- [22] S. Khan, M. Usman, I. Naseem, R. Togneri, M. Bennamoun, A Robust Variable Step Size Fractional Least Mean Square (RVSS-FLMS) Algorithm, in: *13th IEEE Colloquium on Signal Processing and its Applications (CSPA 2017)*, IEEE, 2017.
370
- [23] S. Khan, M. Usman, I. Naseem, R. Togneri, M. Bennamoun, VP-FLMS: a Novel Variable Power Fractional LMS Algorithm, in: *2017 Ninth International Conference on Ubiquitous and Future Networks (ICUFN) (ICUFN 2017)*, Milan, Italy, 2017.

- 375 [24] J. Ahmad, M. Usman, S. Khan, I. Naseem, H. J. Syed, RVP-FLMS : A Robust Variable Power Fractional LMS Algorithm, in: 2016 IEEE International Conference on Control System, Computing and Engineering (ICC-SCE), IEEE, 2016.
- [25] N. J. Bershad, F. Wen, H. C. So, Comments on “Fractional LMS algorithm”, Signal Processing 133 (2017) 219–226.
380
- [26] M. Arif, I. Naseem, M. Moinuddin, S. S. Khan, M. M. Ammar, Adaptive noise cancellation using q-LMS, in: 2017 International Conference on Innovations in Electrical Engineering and Computational Technologies (ICIEECT), 2017, pp. 1–4. doi:10.1109/ICIEECT.2017.7916527.
- 385 [27] U. M. Al-Saggaf, M. Moinuddin, A. Zerguine, An efficient least mean squares algorithm based on q-gradient, in: 2014 48th Asilomar Conference on Signals, Systems and Computers, 2014, pp. 891–894. doi:10.1109/ACSSC.2014.7094580.
- [28] A. U. Al-Saggaf, M. Arif, U. M. Al-Saggaf, M. Moinuddin, The q-normalized least mean square algorithm, in: 2016 6th International Conference on Intelligent and Advanced Systems (ICIAS), 2016, pp. 1–6. doi:10.1109/ICIAS.2016.7824098.
390
- [29] A. Ahmed, M. Moinuddin, U. M. Al-Saggaf, q-State Space Least Mean Family of Algorithms, Circuits, Systems, and Signal Processing. doi:10.1007/s00034-017-0569-7.
395
- [30] M. Arif, I. Naseem, M. Moinuddin, U. M. Al-Saggaf, Design of an Intelligent q-LMS Algorithm for Tracking a Non-stationary Channel, Arabian Journal for Science and Engineering. doi:10.1007/s13369-017-2883-6.
- [31] T. Ernst, A Comprehensive Treatment of q-Calculus, 1st Edition, Springer Science & Business Media, Basel, 2012. doi:10.1007/978-3-0348-0431-8.
400
- [32] G. Bangerezako, Variational q-calculus, Journal of Mathematical Analysis and Applications 289 (2) (2004) 650 – 665. doi:https://doi.org/10.1016/j.jmaa.2003.09.004.
- 405 [33] J. Tariboon, S. K. Ntouyas, P. Agarwal, New concepts of fractional quantum calculus and applications to impulsive fractional q-difference equations, Advances in Difference Equations 2015 (1) (2015) 18. doi:10.1186/s13662-014-0348-8.
- [34] J. Tariboon, S. K. Ntouyas, Quantum calculus on finite intervals and applications to impulsive difference equations, Advances in Difference Equations 2013 (1) (2013) 282. doi:10.1186/1687-1847-2013-282.
410
- [35] A. R. A. L. Ali, V. Gupta, R. P. Agarwal, A. Aral, V. Gupta, Applications of q-Calculus in Operator Theory, Springer New York, 2013.

- [36] V. Kac, P. Cheung, Quantum Calculus, Springer New York, 2012.
- 415 [37] S. Khan, N. Ahmed, M. A. Malik, I. Naseem, R. Togneri, M. Bennamoun, FLMF: fractional least mean fourth algorithm for channel estimation in non-gaussian environment, in: International Conference on Information and Communications Technology Convergence 2017 (ICTC 2017), Jeju Island, Korea, 2017.
- 420 [38] P. A. C. Lopes, J. A. B. Gerald, A close to optimal adaptive filter for sudden system changes, IEEE Signal Processing Letters 24 (11) (2017) 1734–1738. doi:10.1109/LSP.2017.2757147.
- [39] S. Khan, I. Naseem, R. Togneri, M. Bennamoun, A novel adaptive kernel for the rbf neural networks, Circuits, Systems, and Signal Processing (2016) 1–15.
- 425 [40] S. Khan, J. Ahmad, I. Naseem, M. Moinuddin, A novel fractional gradient-based learning algorithm for recurrent neural networks, Circuits, Systems, and Signal Processing (2017) 1–20.
- [41] A. I. Sulyman, A. Zerguine, Convergence and steady-state analysis of a variable step-size nlms algorithm, Signal Processing 83 (6) (2003) 1255–1273.
- 430