

Measurement of the  $t\bar{t}$  inclusive cross section at  $\sqrt{s} = 5.02$   
TeV in pp collisions with CMS

JUAN R. GONZÁLEZ FERNÁNDEZ ON BEHALF OF THE CMS COLLABORATION

*Universidad de Oviedo, SPAIN*

The top quark pair inclusive production cross section ( $\sigma_{t\bar{t}}$ ) is measured in pp collisions at a centre-of-mass energy of 5.02 TeV. The analyzed data have been collected by the CMS experiment at the CERN LHC and correspond to an integrated luminosity of 27.4 /pb. The measurement is performed by analyzing events with at least one charged lepton. The measured cross section is  $69.5 \pm 8.4$  pb. The result is in agreement with the expectation from the standard model. The impact of the presented measurement on the gluon distribution function is illustrated through a quantum chromodynamic analysis at next-to-next-to-leading order.

PRESENTED AT

10<sup>th</sup> International Workshop on Top Quark Physics  
Braga, Portugal, September 17–22, 2017

# 1 Introduction

The study of the top quark, the heaviest elementary particle of the SM, is crucial to understand several questions in QCD. In proton-proton collisions, these quarks are mostly produced in pairs by gluons fusion. The inclusive production cross section of top quark pairs ( $\sigma_{t\bar{t}}$ ) has been measured at different centre-of-mass energies in pp collisions by the CMS [1] and ATLAS collaborations, probing QCD predictions and constraining new physics scenarios, proton parton distribution functions, the top quark pole mass,  $\alpha_S$ , and other quantities.

In November 2015, the LHC delivered pp collisions at  $\sqrt{s} = 5.02$  TeV. At this centre-of-mass energy, top quark pairs are produced by high-x gluons, so a measurement of  $\sigma_{t\bar{t}}$  can be used to constrain gluon PDFs. In this document a summary of the recent measurement of  $\sigma_{t\bar{t}}$  at 5.02 TeV using events with at least one charged lepton is presented [2]. The SM prediction for the  $t\bar{t}$  cross section is used to normalize the expected signal yields and has a value of [5]:

$$\sigma_{t\bar{t}}^{NNLO} = 68.9 \pm 1.9(\text{scale}) \pm 2.3(\text{PDF}) \pm 1.4(\alpha_S) \text{ pb}$$

The analysis is divided in two different final states:  $\ell$ +jets channel, where one W boson decays hadronically, giving two jets in the final state, and the other decays into one light charged lepton (e,  $\mu$ ) and a neutrino, and dilepton channel, where both W bosons decay into leptons. In the former case,  $\sigma_{t\bar{t}}$  is extracted by a fit to the distribution of a kinematic variable for different categories of lepton flavor and jet multiplicity, while in the dilepton case an event counting technique is used.

## 2 Object reconstruction and event selection

The particle-flow (PF) algorithm [3] is used to reconstruct individual particles, using the combined information from all CMS sub-detectors. The reconstruction and identification efficiencies for the leptons are measured using a tag-and-probe technique and the simulation is corrected using  $p_T$  and  $|\eta|$  dependent scale factors.

Jets are reconstructed from PF candidates using a cone of  $\Delta R = 0.4$ . A jet can be identified as coming from a b quark (b-tagged) using a combined secondary vertex algorithm [4].

The missing transverse momentum vector ( $p_T^{miss}$ ) is reconstructed as the negative vector sum of the momentum of all PF candidates in an event, projected into the transverse plane.

For the  $\ell$ +jets channel, muons (electrons) with  $p_T \geq 25$  (40) GeV and  $|\eta| \leq 2.1$  (2.5) are considered. Events with at least two light jets with  $p_T \geq 30$  GeV and  $|\eta| \leq 2.4$  are selected and classified into b-tag multiplicity categories (0b, 1b,  $\geq 2$ b). Events are rejected in this channel if there is an extra electron or muon with  $p_T \geq 10$  GeV and looser identification criteria.

Dilepton events are required to have at least one muon candidate with  $p_T \geq 18$  GeV and  $|\eta| \leq 2.1$  and at least two jets with  $p_T \geq 25$  GeV and  $|\eta| \leq 3.0$ . Electrons are required to have  $p_T \geq 20$  GeV and  $|\eta| \leq 2.4$ . The selected events must have a dilepton invariant mass of  $M_{\ell\ell} \geq 20$  GeV. For events containing two muons, in order to suppress Drell-Yan (DY) background, the invariant mass of the dimuon pair is required not to be in the range 76 to 106 GeV and the event must have a missing transverse energy of at least 35 GeV.

### 3 Background estimate

In the  $\ell$ +jets channel the QCD multijet background is estimated from data in a dedicated region where the muon (electron) fails the isolation (identification) criteria. All other backgrounds are taken from Monte Carlo simulation. The normalization of QCD multijet background is more accurately obtained in the fit.

In the dilepton final state DY background normalization is obtained in a control region using events with same flavor and an invariant mass in the range of 76 to 106 GeV. Background contamination from events containing a fake lepton (mostly W+Jets and semileptonic  $t\bar{t}$ ) is estimated from a control region with similar event selection or looser isolation criteria but same-sign leptons. All other backgrounds are estimated from simulation.

### 4 Results and QCD analysis

In the Figure 1 the minimum  $\Delta R$  distance between all pair of jets in the event is shown for data and prediction in the  $\ell$ +jets channel for all the b-tag multiplicity categories. These distributions are fitted to extract  $\sigma_{t\bar{t}}$ . Also, the QCD background normalization is adjusted in the fit, the b-tagging efficiency is extracted and several systematic uncertainties are used as nuisances in the fit.

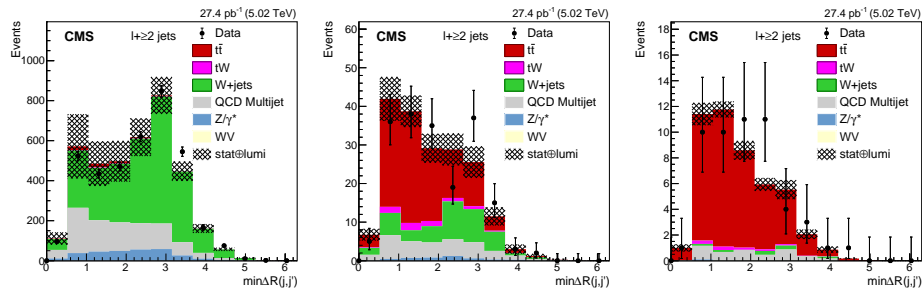


Figure 1: Minimum  $\Delta R(j, j')$  in the event in each category of b-tag multiplicity. These distributions are fitted to extract  $\sigma_{t\bar{t}}$  [2].

In the Figure 2 the jet multiplicity for events containing an  $e\mu$  pair and the  $p_T^{miss}$  for events containing a dimuon pair are shown. After cutting on these variables, the cross section is calculated by counting the number of observed data, subtracting the background prediction and extrapolated to the full phase space.

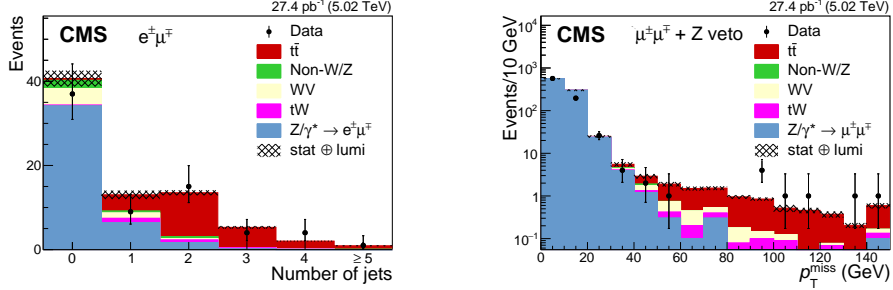


Figure 2: Jet multiplicity for events with an  $e\mu$  pair (left) and  $p_T^{miss}$  distribution for events with a pair of opposite-sign muons (right) [2].

The statistical uncertainty is dominant in all the final states. The measurements in the different channels are combined, obtaining a final measurement of the  $t\bar{t}$  inclusive cross section at 5.02 TeV of:

$$\sigma_{t\bar{t}}^{pp}(5.02 \text{ TeV}) = 69.5 \pm 6.1(\text{stat}) \pm 5.6(\text{syst}) \pm 1.6(\text{lumi}) \text{ pb} = 69.5 \pm 8.4(\text{total}) \text{ pb}$$

in agreement with the SM prediction and with a total uncertainty of 12%.

This result has been used to perform a QCD analysis combining this measurement with data from HERA DIS and CMS measurement of muon charge asymmetry. In Figure 3 the result of the QCD analysis for the gluon distribution function in the proton is shown.

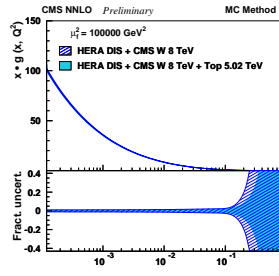


Figure 3: The gluon distribution function and its uncertainty are shown as a function of  $x$ . The effect of the  $\sigma_{t\bar{t}}$  measurement on the result can be seen comparing the uncertainty from a QCD analysis using the HERA DIS and CMS muon charge asymmetry measurements (hatched area), and also including the  $\sigma_{t\bar{t}}$  result (solid area) [2].

## 5 Conclusions

The first measurement of the  $t\bar{t}$  inclusive production cross section at 5.02 TeV is summarized in this document. The result is in agreement with the SM prediction and has a total uncertainty of 12%. This result means a new point in the  $\sigma_{t\bar{t}}(\sqrt{s})$  curve, shown in Figure 4, which summarizes a great piece of our current knowledge of QCD.

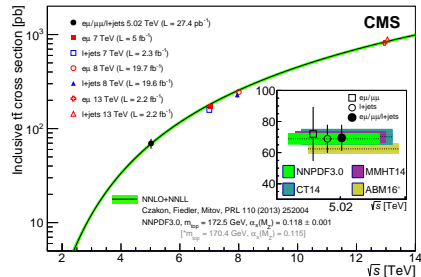


Figure 4: Summary of  $t\bar{t}$  cross section measurements at different centre-of-mass energies at CMS [2].

The measurement has been proven to be useful to probe high- $x$  gluon in proton PDF through a QCD analysis, so this can lead to new measurements of  $\sigma_{t\bar{t}}$  at this center-of-mass energy, with more data and smaller uncertainties, that can give a crucial contribution to further constrain proton PDF.

## References

- [1] CMS Collaboration, “The CMS experiment at the CERN LHC”, *JINST*, 3 (2008) S08004, doi: 10.1088/1748-0221/3/08/S08004.
- [2] CMS Collaboration, “Measurement of the inclusive  $t\bar{t}$  cross section in pp collisions at  $\sqrt{s} = 5.02$  TeV using final states with at least one charged lepton”, submitted to *JHEP*, arXiv:1711.03143.
- [3] CMS Collaboration, “Particle-flow reconstruction and global event description with the CMS detector”, *JINST* 12 P10003 (2017), doi: 10.1088/1748-0221/12/10/P10003, arXiv:1706.04965.
- [4] CMS Collaboration, “Identification of heavy-flavour jets with the CMS detector in pp collisions at 13 TeV”, submitted to *JINST*, arXiv:1712.07158.
- [5] M. Czakon and A. Mitov, “Top++: a program for the calculation of the top-pair cross-section at hadron colliders”, *Comput. Phys. Commun.* 185 (2014) 2930, doi: 10.1016/j.cpc.2014.06.021, arXiv:1112.6254.