

PHENIX results on three-particle Bose-Einstein correlations in $\sqrt{S_{NN}} = 200$ GeV Au+Au collisions

Tamás Novák for the PHENIX Collaboration

Eszterházy Károly University Károly Róbert Campus, H-3200 Gyöngyös, Mátrai út 36, Hungary

* Correspondence: novak.tamas@uni-eszterhazy.hu; Tel.: +36-37-518-300

Version November 15, 2021

Abstract: Bose-Einstein correlations of identical hadrons reveal information about hadron creation from the strongly interacting matter formed in ultrarelativistic heavy ion collisions. The measurement of three-particle correlations may in particular shed light on hadron creation mechanisms beyond thermal/chaotic emission. In this paper we show the status of PHENIX measurements of three pion correlations as a function of momentum differences within the triplets. We analyze the shape of the correlation functions through the assumption of Lévy sources and a proper treatment of the Coulomb interaction within the triplets. We measure the three-particle correlation strength (λ_3), which, together with the two-particle correlation strength λ_2 , encodes information about hadron creation mechanisms. From a consistent analysis of two- and three-particle correlation strength we establish a new experimental measure of thermalization and coherence in the source.

Keywords: RHIC, PHENIX, Bose-Einstein correlations, Lévy distribution, thermalization, coherence

1. Introduction

In particle and nuclear physics, intensity interferometry provides a direct experimental method for the determination of sizes, shapes and lifetimes of particle-emitting sources (for reviews see [1–5]). In particular, boson interferometry provides a powerful tool for the investigation of the space-time structure of particle production processes, since Bose-Einstein correlations (BEC) of two or three identical bosons reflect both geometrical and dynamical properties of the particle-radiating source.

The size (radius) of the source in heavy-ion collisions has been found to decrease with increasing transverse momentum, p_t , or transverse mass, $m_t = \sqrt{m^2 + p_t^2}$, of the bosons. This effect can also be explained by hydrodynamical models [6,7]. The main purpose of the present paper is to determine the three particle correlation strength (λ_3) as function of transverse momentum. Recently [8], the two-particle correlation strength (λ_2) was determined. Those measurements of λ_2 , when combined with this analysis, may test the limits of Core-Halo model [9–11] with a thermalized core. For this purpose we introduce a new parameter, κ_3 , which is function of λ_3 and λ_2 . This new parameter is not equal with 1 when there are extra effects in the core, for example not fully thermalized core, or partial coherence in the core. The main purpose of the present work is to investigate whether κ_3 indicates extra effects or not.

Let us start with the definition of the three-particle correlation function:

$$C_3(\mathbf{k}_1, \mathbf{k}_2, \mathbf{k}_3) = \frac{N_3(\mathbf{k}_1, \mathbf{k}_2, \mathbf{k}_3)}{N_1(\mathbf{k}_1)N_1(\mathbf{k}_2)N_1(\mathbf{k}_3)}, \quad (1)$$

where N_3 is the three particle invariant momentum distribution, defined by

$$N_3(\mathbf{k}_1, \mathbf{k}_2, \mathbf{k}_3) = \int \mathcal{S}(\mathbf{r}_1, \mathbf{k}_1)\mathcal{S}(\mathbf{r}_2, \mathbf{k}_2)\mathcal{S}(\mathbf{r}_3, \mathbf{k}_3)|\Psi_{\mathbf{k}_1, \mathbf{k}_2, \mathbf{k}_3}(\mathbf{r}_1, \mathbf{r}_2, \mathbf{r}_3)|^2 \prod_{i=0}^3 d^4 r_i \quad (2)$$

and N_1 is the single particle invariant momentum distribution, defined as

$$N_1(\mathbf{k}) = \int \mathcal{S}(\mathbf{r}_1, \mathbf{k}_1) |\Psi_{\mathbf{k}}(\mathbf{r}_1)|^2 d^4\mathbf{r}. \quad (3)$$

In the above equations, Ψ_{k_1, k_2, k_3} is the three-particle wave function, and $\Psi_{\mathbf{k}}$ is the single particle wave function. Furthermore, $\mathcal{S}(\mathbf{r}, \mathbf{k})$ is the source distribution which describes the probability density of particle creation at the space-time point \mathbf{r} with momentum \mathbf{k} .

Our assumption for the source function is the symmetric Lévy distribution [12–16], which is defined by:

$$L(\alpha, R, \mathbf{r}) = \frac{1}{(2\pi)^3} \int d^3\mathbf{q} e^{i\mathbf{q}\mathbf{r}} e^{-\frac{1}{2}|\mathbf{q}R|^\alpha}, \quad (4)$$

where α is the Lévy index and R is the Lévy scale. Then $\alpha = 2$ gives back the Gaussian case and $\alpha = 1$ yields a Cauchy distribution. For the Lévy stable source distribution, $0 < \alpha \leq 2$ in general.

Assuming properly symmetrized plane-waves for the wave functions, and the Lévy distribution as source function, the three particle correlation function is given as

$$C_3^{(0)}(k_{12}, k_{13}, k_{23}) = 1 + \ell_3 e^{-0.5(|2k_{12}R|^\alpha + |2k_{13}R|^\alpha + |2k_{23}R|^\alpha)} + \ell_2 \left(e^{|2k_{12}R|^\alpha} + e^{|2k_{13}R|^\alpha} + e^{|2k_{23}R|^\alpha} \right), \quad (5)$$

where $k_{ij} = |\mathbf{k}_i - \mathbf{k}_j|/2$, i.e. the half momentum difference of the i th and j th particle. Furthermore, the ℓ_2 parameter is the two particle correlation strength parameter in the three particle correlation function, and the ℓ_3 is the three particle strength parameter.

To be able to fit the model to the data, the correlation function has to be completed with a background which parametrizes possible long-range correlations. In this analysis we used a simple linear background in every direction, with the same slope. Then the correlation function is the following:

$$C_{3,\text{fit}}^{(0)}(k_{12}, k_{13}, k_{23}) = N(1 + \epsilon k_{12})(1 + \epsilon k_{13})(1 + \epsilon k_{23}) C_3^{(0)}(k_{12}, k_{13}, k_{23}). \quad (6)$$

We also have to take into account the Coulomb interaction since this decreases the number of particle pairs at low momentum differences. To add Coulomb correction to the model, we define a Coulomb correction factor:

$$K_3(k_{12}, k_{23}, k_{31}) = \frac{\int d^3\mathbf{r}_1 d^3\mathbf{r}_2 d^3\mathbf{r}_3 \mathcal{S}(\mathbf{r}_1) \mathcal{S}(\mathbf{r}_2) \mathcal{S}(\mathbf{r}_3) |\Psi_{k_{12}, k_{23}, k_{31}}^0(\mathbf{r}_1, \mathbf{r}_2, \mathbf{r}_3)|^2}{\int d^3\mathbf{r}_1 d^3\mathbf{r}_2 d^3\mathbf{r}_3 \mathcal{S}(\mathbf{r}_1) \mathcal{S}(\mathbf{r}_2) \mathcal{S}(\mathbf{r}_3) |\Psi_{k_{12}, k_{23}, k_{31}}^C(\mathbf{r}_1, \mathbf{r}_2, \mathbf{r}_3)|^2}, \quad (7)$$

where the Ψ^0 is the free particle wave function (symmetrized plane wave), and the Ψ^C is the (symmetrized) solution of full three particle Coulomb problem. Instead of solving the three particle Coulomb problem, we used a general approach to handle the three particle Coulomb interaction, which is called "Generalized Riverside" method [17]:

$$K_3(k_{12}, k_{13}, k_{23}) \approx K_2(k_{12}) K_2(k_{13}) K_2(k_{23}), \quad \text{with} \quad K_2(k_{ij}) = \frac{\int d^3\mathbf{r}_1 d^3\mathbf{r}_2 \mathcal{S}(\mathbf{r}_1) \mathcal{S}(\mathbf{r}_2) |\Psi_{k_{ij}}^0(\mathbf{r}_1, \mathbf{r}_2)|^2}{\int d^3\mathbf{r}_1 d^3\mathbf{r}_2 \mathcal{S}(\mathbf{r}_1) \mathcal{S}(\mathbf{r}_2) |\Psi_{k_{ij}}^C(\mathbf{r}_1, \mathbf{r}_2)|^2}. \quad (8)$$

This approximates the three particle Coulomb correction well if certain conditions [17] are satisfied, and does not depend on the directions of the momentum differences, just their magnitude. With this Coulomb correction factor, the full Bose-Einstein correlation function is

$$C_3(k_{12}, k_{13}, k_{23}) = C_{3,\text{fit}}^{(0)}(k_{12}, k_{13}, k_{23}) K_{\text{Coulomb}}(k_{12}, k_{13}, k_{23}). \quad (9)$$

By using this approximation we are able to reuse the Coulomb correction calculation method, developed in [18]. After some consistency checks we conclude that using this approximation can be considered since the relative systematic error due to this approximation is less than 2%.

The two- and three-particle correlation strengths are defined as the extrapolated intercept of the given correlation function:

$$\lambda_2 \equiv C_2(k_{12} \rightarrow 0) - 1, \quad (10)$$

$$\lambda_3 \equiv C_3(k_{12} = k_{13} = k_{23} \rightarrow 0) - 1. \quad (11)$$

With respect to these, it is important to note that not all pions are created directly from the strongly interacting matter. A significant fraction of pions are secondary, coming from decays. Hence the source will have two components: a core of primordial pions, and a halo consisting of the decay products of long lived resonances (such as η , η' , K_S^0 , ω)

$$S = S_{core} + S_{halo}. \quad (12)$$

In the Core-Halo model, the fraction of the core is defined by:

$$f_c = \frac{N_{core}}{N_{core} + N_{halo}}, \quad (13)$$

where the N_{core} is the number of pions in core, and N_{halo} is the number of pions in the halo. If there is partial coherence in core, a coherence parameter can be introduced [19,20], with examining the fraction of coherently produced pions in core:

$$p_c = \frac{N_{coherent}}{N_{coherent} + N_{incoherent}}, \quad (14)$$

where the $N_{coherent} + N_{incoherent} = N_{core}$. With these, λ_2 and λ_3 can be expressed as functions of f_c and p_c :

$$\lambda_2 = f_c^2 [(1 - p_c)^2 + 2p_c(1 - p_c)], \quad (15)$$

$$\lambda_3 = 2f_c^3 [(1 - p_c)^3 + 3p_c(1 - p_c)^2] + 3f_c^2 [(1 - p_c)^2 + 2p_c(1 - p_c)]. \quad (16)$$

To be able to investigate the partial coherence within the limits of this model, we have to take Equations (15)–(16) and use the measured λ_2 and λ_3 parameters as input in these equations, and we have to look for f_c , p_c values which solves both equation. To determine whether a solution exists, we can plot f_c as function of p_c with given λ_2 and λ_3 . In this way we get two curves (one from equation with λ_2 , an other from equation with λ_3), and if these curves overlap then the second and the third order Bose-Einstein correlation functions are consistent with each other and also the degree of partial coherence can be determined from region of the overlap.

2. Results

The data used in the analyses were collected by the PHENIX detector in 2010. 7.3 billion minimum bias Au+Au collisions at $\sqrt{s_{NN}} = 200$ GeV were recorded. We measured three-particle correlation functions of $\pi^- \pi^- \pi^-$ and $\pi^+ \pi^+ \pi^+$ triplets in 31 m_T bins ranging from 228 to 871 MeV, with event selection, single track cuts and pair cuts identical to the analysis of Ref. [8]. The visualization of three-dimensional fits is difficult, so instead of showing two-dimensional projections of these three-dimensional fits, we decided to show, as an illustration, various one plus one dimensional slices of them. These slices were obtained by requiring that the two-particle relative momenta $k_{i,j}$ between the pairs $(i, j) = (1, 2)$, $(2, 3)$ and $(3, 1)$ are equal. The χ^2/NDF and the confidence levels are statistically

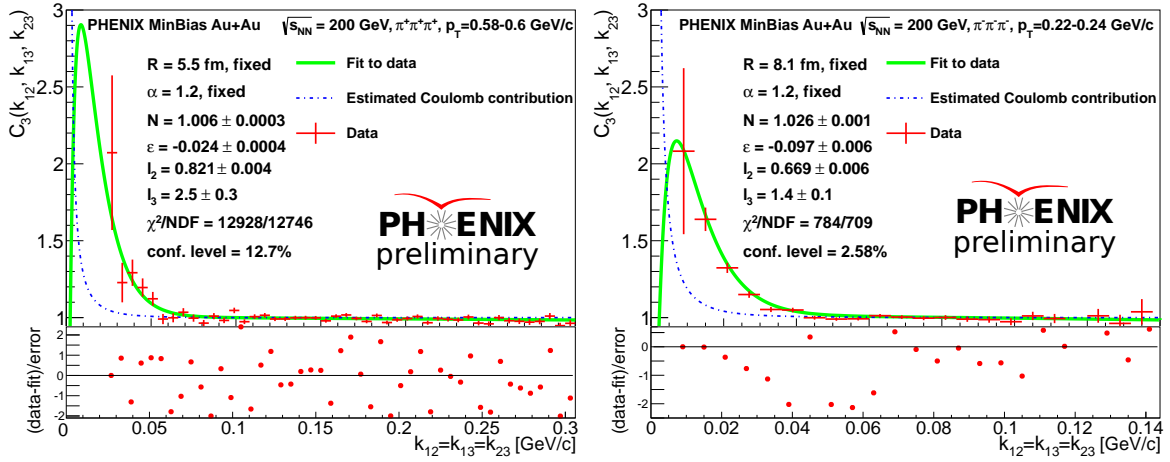


Figure 1. Diagonal visualization of the three-particle Bose-Einstein correlation functions C_3 with the results of fits.

acceptable. Figure 1 indicates the PHENIX preliminary three-particle correlation data and the fitted curve as a univariate slice of a multi-variate function. Note that no significant long-range correlation is observed: ϵ is close to zero. In these fits, the values of the Lévy-scale R and the Lévy index of stability α were taken from PHENIX preliminary two-particle correlation data in the same transverse momentum bins, and in the same selection of minimum-bias, $\sqrt{s_{NN}} = 200$ GeV Au+Au collisions. See these preliminary R and α data in Ref. [21]. Within one standard deviation the same parameter values are obtained if we release the values of R and α in these fits, indicating an internal consistency between the two-particle and the three-particle correlation measurements. Given this internal consistency and our focus on the comparison of the strength or intercept parameters λ_2 and λ_3 of the two and the three-particle Bose-Einstein correlation functions, here we report these values using the R and α values as determined from two-particle Bose-Einstein correlation function measurements in minimum bias $\sqrt{s_{NN}} = 200$ GeV Au+Au collisions [21].

2.1. Three-particle correlation strength

The three-particle correlation strength, derived from ℓ_2 and ℓ_3 fit parameters as $\lambda_3 = \ell_2 + \ell_3$, can be seen in Figure 2. According to the Core-Halo model, λ_3 has to be in the range of $[0, 5]$ indicated by a green box in Figure 2. One can see that within errors this parameter falls in the allowed range. The detailed description of the systematic uncertainty sources is given in Ref. [8].

2.2. Core-Halo independent parameter

In this subsection the possibility of partial coherence is investigated. We introduce a new parameter, a combination of λ_3 and λ_2 as follows:

$$\kappa_3 = \frac{\lambda_3 - 3\lambda_2}{2\sqrt{\lambda_2^3}}. \quad (17)$$

This parameter does not depend on value f_c , and its value is unity, independently of the transverse mass, if the particle emission has no coherent component, or if $p_c = 0$ in the Core-Halo picture of Bose-Einstein n -particle correlations.

The measured κ_3 parameter is shown in Figure 3, calculated by using λ_3 from the fits described in this paper, and λ_2 from Ref. [21]. Our errors are still preliminary, a full systematic analysis is in progress. Figure 3 shows the κ_3 parameter for average m_T of the triplets.

We observe that κ_3 is different from unity at $m_T \approx 450$ MeV. The deviation of κ_3 from one may indicate some kind of partial coherence, however, the preliminary status of these datapoints and their

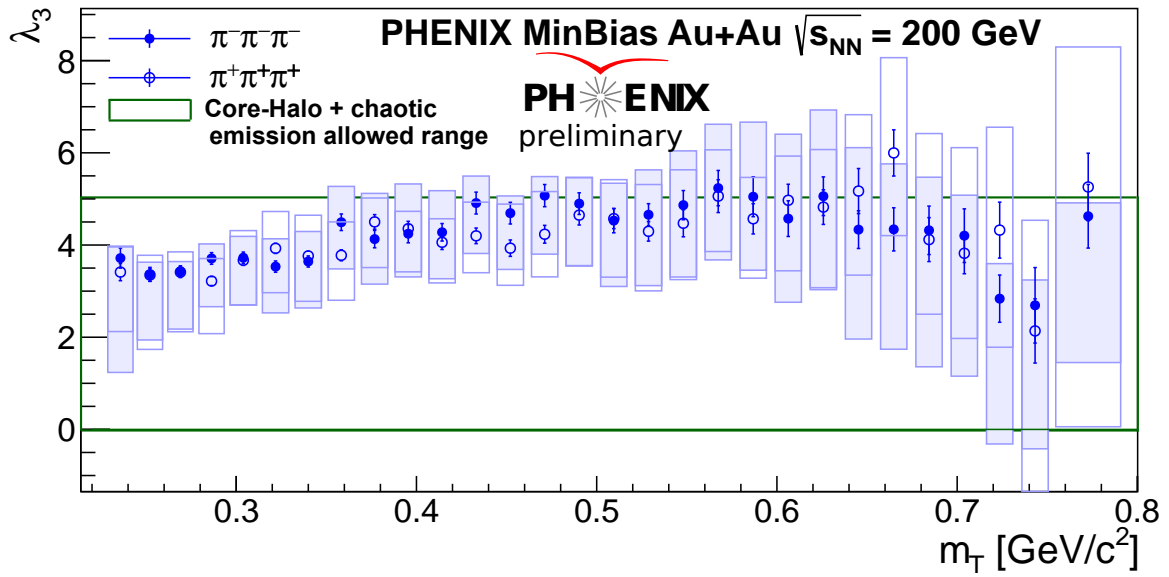


Figure 2. The three-particle correlation strength, λ_3 , as function of m_T . Statistical and systematic uncertainties shown as bars and boxes, respectively.

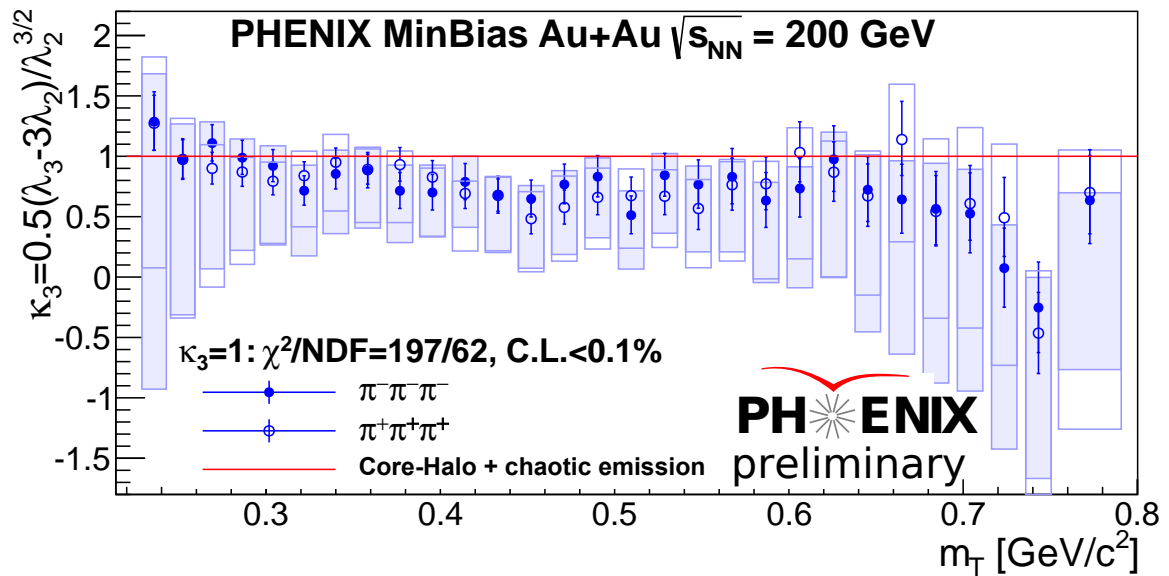


Figure 3. Core-Halo independent parameter as function of m_T . Statistical and preliminary systematic uncertainties shown as bars and boxes, respectively.

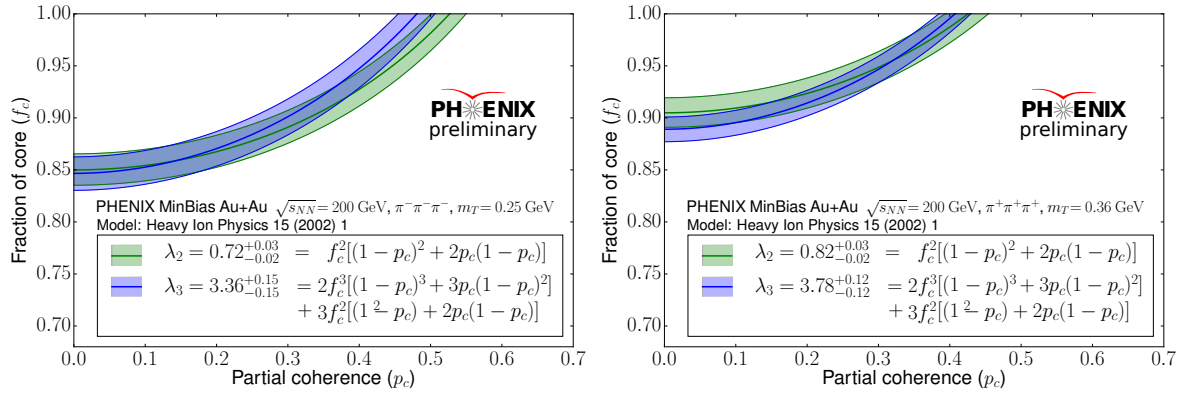


Figure 4. The fraction of the core f_c parameter as a function of coherence parameter p_c for two different m_T values.

error bars prevents us from a more definitive conclusion, further investigations are on-going and will be reported elsewhere. Figure 4 shows f_c as a function of p_c for different m_T regions. Here we took Equations (15)–(16) and the measured λ_2 and λ_3 parameters, and determined the allowed (f_c, p_c) region, as shown in Figure 4.

3. Conclusions

In this paper, we simultaneously investigated two- and three-particle femtoscopic correlation functions in PHENIX Au+Au collisions at 200 GeV/nucleon collision energy. Lévy distributions yield correlation functions which provide a statistically acceptable description of the measurements. In this paper, we used source parameters R and α from two-particle fits, and obtained the three-particle correlation strength from the analysis of three-particle correlations. We investigated the results in view of the core-halo model, and derived a core-halo independent parameter κ_3 . These preliminary results were compared to predictions based on chaotic emission, and very small deviations were observed. This however needs a detailed final analysis, which we plan to carry out in the near future.

Acknowledgments: T. N. was supported by the EFOP-3.6.1-16-2016-00001 grant. This work was also supported by NKFIH grants FK-123942 and FK-123959.

References

1. M. Gyulassy, S.K. Kauffmann, L.W. Wilson. Pion interferometry of nuclear collisions. *Phys. Rev. C* **1979**, *20*, 2267-2292.
2. D.H. Boal, C.K. Gelbke, B.K. Jennings. Intensity interferometry in subatomic physics. *Rev. Mod. Phys.* **1990**, *62*, 553-602.
3. G. Baym. The physics of Hanbury Brown–Twiss intensity interferometry: from stars to nuclear collisions. *Acta Phys. Pol. B* **1998**, *29*, 1839-1884.
4. W. Kittel. Bose–Einstein Correlations in Z Fragmentation and Other Reactions. *Acta Phys. Pol. B* **2001**, *32*, 3927-3972.
5. T. Csörgő. Particle Interferometry from 40 MeV to 40 TeV. *Heavy Ion Phys.* **2002**, *15*, 1-80.
6. U. Wiedemann, P. Scotto, U. Heinz. Transverse momentum dependence of Hanbury-Brown–Twiss correlation radii. *Phys. Rev. C* **1996**, *53*, 918-931.
7. T. Csörgő, B. Lörstad. Bose-Einstein correlations for three-dimensionally expanding, cylindrically symmetric, finite systems. *Phys. Rev. C* **1996**, *54*, 1390-1403.
8. Adare, A.; others (PHENIX Collaboration). Lévy-stable two-pion Bose-Einstein correlations in $\sqrt{s_{NN}} = 200$ GeV Au+Au collisions **2017**, [arXiv:nucl-ex/1709.05649].
9. J. Bolz, U. Ornik, M. Plumer, B. R. Schlei and R. M. Weiner, Resonance decays and partial coherence in Bose-Einstein correlations *Phys. Rev. D* **47**, 3860 (1993). doi:10.1103/PhysRevD.47.3860

10. T. Csörgő, B. Lörstad and J. Zimányi, Bose-Einstein correlations for systems with large halo *Z. Phys. C* **71**, 491 (1996) [hep-ph/9411307].
11. M. Csanád. Measurement and analysis of two- and three-particle correlations. *Nucl.Phys.* **2006**, A774, [arXiv:nucl-ex/0509042].
12. J.P. Nolan. Univariate Stable Distributions. In *Stable Distributions - Models for Heavy Tailed Data*; Publishing House: Birkhauser, Boston, 2018.
13. R. Metzler, E. Barkai, J. Klafter. Anomalous Diffusion and Relaxation Close to Thermal Equilibrium: A Fractional Fokker-Planck Equation Approach. *Phys. Rev. Lett.* **1999**, 82, 3563-3567.
14. T. Csörgő, S. Hegyi, W.A. Zajc. Bose-Einstein Correlations for Levy stable source distributions. *Eur. Phys. J.* **2004**, C36, 67-78, [arXiv:nucl-th/0310042].
15. M. Csanád, T. Csörgő, M. Nagy. Anomalous diffusion of pions at RHIC. *Braz. J. Phys.* **2007**, 37, 1002-1013, [hep-ph/0702032].
16. M. Csanád. Lévy femtoscopy with PHENIX at RHIC. *Universe 2017* **2017**, 3(4), 85, [arXiv:nucl-th/0310042].
17. D. Gangadharan, Techniques for multiboson interferometry. *Phys. Rev. C* **2015** 92 (), 014902.
18. E. O. Alt, T. Csörgő, B. Lörstad and J. Schmidt-Sorensen, Coulomb corrections to the three-body correlation function in high-energy heavy ion reactions, *Phys. Lett. B* **458**, 407 (1999) [hep-ph/9812474].
19. H. Boggild, others (NA44 Collaboration). Three pion correlations in sulphur lead collisions at the CERN SPS. *Phys. Lett.* **1999**, B455, 77-83.
20. T. Csörgő, B. Lörstad, J. Schmid-Sorensen and A. Ster, *Eur. Phys. J. C* **9**, 275 (1999) [hep-ph/9812422].
21. D. Kincses [PHENIX Collaboration], *Acta Phys. Polon. Supp.* **10**, 627 (2017) [arXiv:1610.05025 [nucl-ex]].