

Electrides as a New Platform of Topological Materials

Motoaki Hirayama,^{1,2} Satoru Matsuishi,³ Hideo Hosono,³ and Shuichi Murakami^{1,3}

¹*Department of Physics, Tokyo Institute of Technology,
2-12-1 Ookayama, Meguro-ku, Tokyo 152-8551, Japan*

²*RIKEN Center for Emergent Matter Science, Wako, Saitama 351-0198, Japan*

³*Materials Research Center for Element Strategy, Tokyo Institute of Technology,
4259 Nagatsuta-cho, Midori-ku, Yokohama 226-8503, Japan*

(Dated: July 26, 2018)

Recent discoveries of topological phases realized in electronic states in solids have revealed an important role of topology, which ubiquitously appears in various materials in nature. Many well-known materials have turned out to be topological materials, and this new viewpoint of topology has opened a new horizon in material science. In this paper we find that electrifieds are suitable for achieving various topological phases, including topological insulating and topological semimetal phases. In the electrifieds, in which electrons serve as anions, the bands occupied by the anionic electrons lie near the Fermi level, because the anionic electrons are weakly bound by the lattice. This property of the electrifieds is favorable for achieving band inversions needed for topological phases, and thus the electrifieds are prone to topological phases. From such a point of view, we find many topological electrifieds, Y_2C (nodal-line semimetal (NLS)), Sc_2C (insulator with π Zak phase), Sr_2Bi (NLS), $HfBr$ (quantum spin Hall system), and $LaBr$ (quantum anomalous Hall insulator), by using *ab initio* calculation. The close relationship between the electrifieds and the topological materials is useful in material science in both fields.

I. INTRODUCTION

In recent years, a number of topological materials such as topological insulators [1–3] and topological semimetals [4, 5] have been found by various theoretical and experimental approaches. Both in the topological insulator phases and in the topological semimetal phases, band inversions in the k -space are required. To search for materials with band inversions toward discoveries of new topological materials, it is customary to look for materials composed of heavy elements with large spin-orbit coupling such as Bi [6–11]. In particular, search for topological insulators [7, 8, 12, 13], quantum anomalous Hall systems [14–16], and Weyl semimetals [17–20] is based on largeness of the spin-orbit coupling. Nevertheless, it is sometimes difficult to design systems with band inversion, particularly spinless systems, i.e., systems with negligible spin-orbit coupling. It is because there are almost no criteria for systematic search for topological materials in spinless systems.

In the present paper, we propose that electrifieds are suitable for achieving various types of topological materials, both in spinful and spinless cases. In electrifieds, some electrons reside in the interstitial regions, and they are not constrained by the electric field from the nuclei; instead, they are present in the valleys of the electric potential from the cations [21–24]. Thus, the interstitial electrons are not strongly stabilized by the electric field from the cations, as compared with atomic orbitals, which are stabilized by the strong electric field near the nuclei. Therefore, the work function in electrifieds generally becomes small [22, 25]. As a result, the interstitial states may appear as occupied states located near the Fermi level, and it is suitable for realization of band inversion, as compared with materials described well with atomic orbitals. This concept is common with the recent theories on symmetry indicators [26, 27], where the electron distribution away from the atomic limit is the key to topological phases. Moreover, we show that in some of such topological electrifieds, the intersti-

tial floating states are the topological surface states, which are the hallmark for some classes of topological materials. Spatial distribution of the surface states of topological electrifieds is quite different from that in conventional topological materials [8, 28]. The surface states in the conventional topological materials are composed of atomic orbitals, while those in topological electrifieds are floating, and there are no atoms at the center of the floating surface states. The examples of topological electrifieds in this paper show that the band inversion can be achieved by bringing the states near the Fermi level by using anionic electrons. This viewpoint is useful for material design of topological materials. It is distinct from other viewpoints of search and design of topological materials proposed previously [26, 27, 29, 30].

The electrifieds have several nontrivial material and chemical properties. One of the characteristic properties of electrifieds is a low work function, which is vital for applications as electronic materials and in chemical reactions. The concept of utilizing the low work function of electrifieds in this paper is similar to that of heavy elements in topological insulators, because heavy elements which are often used in topological insulators have low work functions, being favorable for band inversions. Another remarkable property of electrifieds is that the two-dimensional electron gas (2DEG) with high electron mobility is realized as bulk states in two-dimensional electrifieds. It is in contrast with the usual 2DEG, which is realized only at the interface between different semiconductors. In the topological electrifieds proposed in this paper, the floating topological surface state might realize 2DEG with high mobility and topological robustness.

In order to demonstrate the usefulness of electrifieds for the design of the topological materials, we search for topological electrifieds using first-principles calculation. The calculations are based on the generalized gradient approximation (GGA) of the density functional theory (DFT). Since Sc_2C to be discussed later contains localized $3d$ orbitals of Sc, the calcula-

tion of Sc_2C is done by the GW approximation (GWA) beyond the DFT/GGA [31].

Indeed, we find that Y_2C is a topological nodal-line semimetal (NLS). Thanks to the bulk nontrivial topology and the properties as an electrider, its topological surface states float on the material surface. We also study Sc_2C having the same structure as Y_2C , and find that Sc_2C is in a topological insulating phase characterized by the π Zak phase, which leads to quantized nonzero polarization. Finally, we also introduce other examples of topological electrides, Sr_2Bi , HfBr , and LaBr , showing a nodal-line semimetal, a quantum spin Hall phase, and a quantum anomalous Hall phase, respectively. Through these examples, we conclude that electrides are suitable for realizing band inversions, which are necessary for various nontrivial topological phases. Furthermore, the topological surface states coming from these topological phases are floating states in the electrides, and they do not reside on atoms; therefore with the surface probes such as scanning tunneling microscope (STM) they are seen quite differently from conventional surface states.

II. RESULTS

A. Electronic band structure of Y_2C

Y_2C is a layered electrider [32, 33]. Figure 1(a) shows the unit cell of Y_2C , containing two Y atoms and one C atom. The crystal forms a layered structure along the (111) plane as shown in Fig. 1(b). It is the same structure as Ca_2N known as a two-dimensional electrider [34]. The space group of Y_2C is $R\bar{3}m$ (No. 166), having a spatial inversion symmetry, a rotational symmetry C_3 about the z -axis and a mirror symmetry with respect to the plane perpendicular to the x -axis. Experimentally, Y_2C shows metallic behavior [32], and it is non-magnetic down to at least 2 K [32].

Figure 1(c) shows the electronic band structure near the Fermi level of Y_2C , with the corresponding Brillouin zone shown in Fig. 1(d). The valence band originating from the C $2p$ orbitals and the conduction band originating from the Y $4p$ orbitals exist near the Fermi level. In addition to these, a band originating from interstitial electrons exists at the top of the valence band (Fig. 1(e)) [35]; which is also the case in the electrider Ca_2N [36]. This band is almost occupied, and provides two electrons in the space between the Y_2C layers surrounded by cations of Y, stabilizing the crystal structure in the form of $[\text{Y}_2\text{C}]^{2+}2e^-$. At the L point, being one of the time-reversal invariant momenta (TRIM), bands are inverted between the eigenstates corresponding to the interstitial electrons and those originating from the Y $4d$ orbitals (Figs. 1(f,g)). As a result, a degeneracy between the valence and the conduction bands appears at Y_1 on the L - B line. This degeneracy on the L - B line is protected by the C_2 symmetry around the x axis. With respect to the C_2 rotation whose axis goes through the interstitial region, the s -like interstitial orbital is even (Fig. 1(f)). Meanwhile, the eigenstate originating from the Y $4d$ orbital is odd because its amplitude has the opposite signs between the neighboring Y_2C layers (Fig. 1(g)).

For this reason, the interstitial band and the band originating from the Y $4d$ orbital do not hybridize with each other on the L - B line and have the degeneracy at the band crossing. We note that within the GWA, Y_2C has a narrow gap as shown in Appendix A. Nevertheless, the result with the GGA in Fig. 1(a) is considered to be more precise, and it agrees with [37].

In fact, this degeneracy appears not at the isolated point Y_1 on the L - B line, but extends along a loop in \mathbf{k} space, when the spin-orbit interaction (SOI) is neglected, as has been found in [37]. Therefore Y_2C is a NLS. This follows because of the time-reversal and the inversion symmetry [38]. In Y_2C , nodal lines (NLs), along which the valence band and the conduction band are degenerate, encircle around the L points, as shown in Fig. 1(d). There are three NLs, which are transformed to each other by the C_3 symmetry. Although Y_2C is known as a two-dimensional electrider, in which some electrons are distributed between the layers, the interstitial band is dispersive in the k_z -direction, and hereby the NLs are of three-dimensional nature. These nodal lines originate from the π Berry phase, as we directly confirmed by the calculation of the Berry phase around the NL,

$$\phi(\ell) = -i \sum_n^{\text{occ.}} \int_{\ell} d\mathbf{k} \cdot \langle u_n(\mathbf{k}) | \nabla_{\mathbf{k}} | u_n(\mathbf{k}) \rangle, \quad (1)$$

where $u_n(\mathbf{k})$ is the bulk eigenstate in the n -th band, the sum is over the occupied states, and the system is assumed to have a gap everywhere along the loop ℓ [38, 39]. It is similar to those in the alkaline earth metals Ca and Sr [38]. This type of NLs appear in spinless systems with the time-reversal and the inversion symmetries, and the material Y_2C belongs to this class.

B. Topological surface states and Zak phase

Next, we show the result of the calculation of the surface states. Figure 2(a) shows the electronic band structure of a 15-layer slab of Y_2C . Drumhead surface states [38, 40, 41], which are characteristic surface states in nodal-line semimetals, emerge in the region surrounded by the projection of NLs. In this figure, the $\bar{\Sigma}_1$ and T_1 points are the positions of the NLs projected onto the two-dimensional Brillouin zone, from which the drumhead surface states extend. In the angle-resolved photoemission spectroscopy (ARPES) measurements [42], there might be some signal coming from the surface band in the intersection of the valence and conduction bands, which might be the above drumhead surface states. Figure 2(b) shows the spatial distribution of a wavefunction in the drumhead surface states at the $\bar{\Gamma}$ point. The surface states have characteristic spatial distributions as an electrider; they do not localize around the surface atoms but mainly appears as floating states on the surface. Such spatial distribution of the floating surface states can be detected with the STM with a spatial resolution in the depth direction, in a way similar to the STM measurement on TaAs [43].

Here we note that the NLs are closely related to the Zak phase. The Zak phase is defined by the integral of the Berry

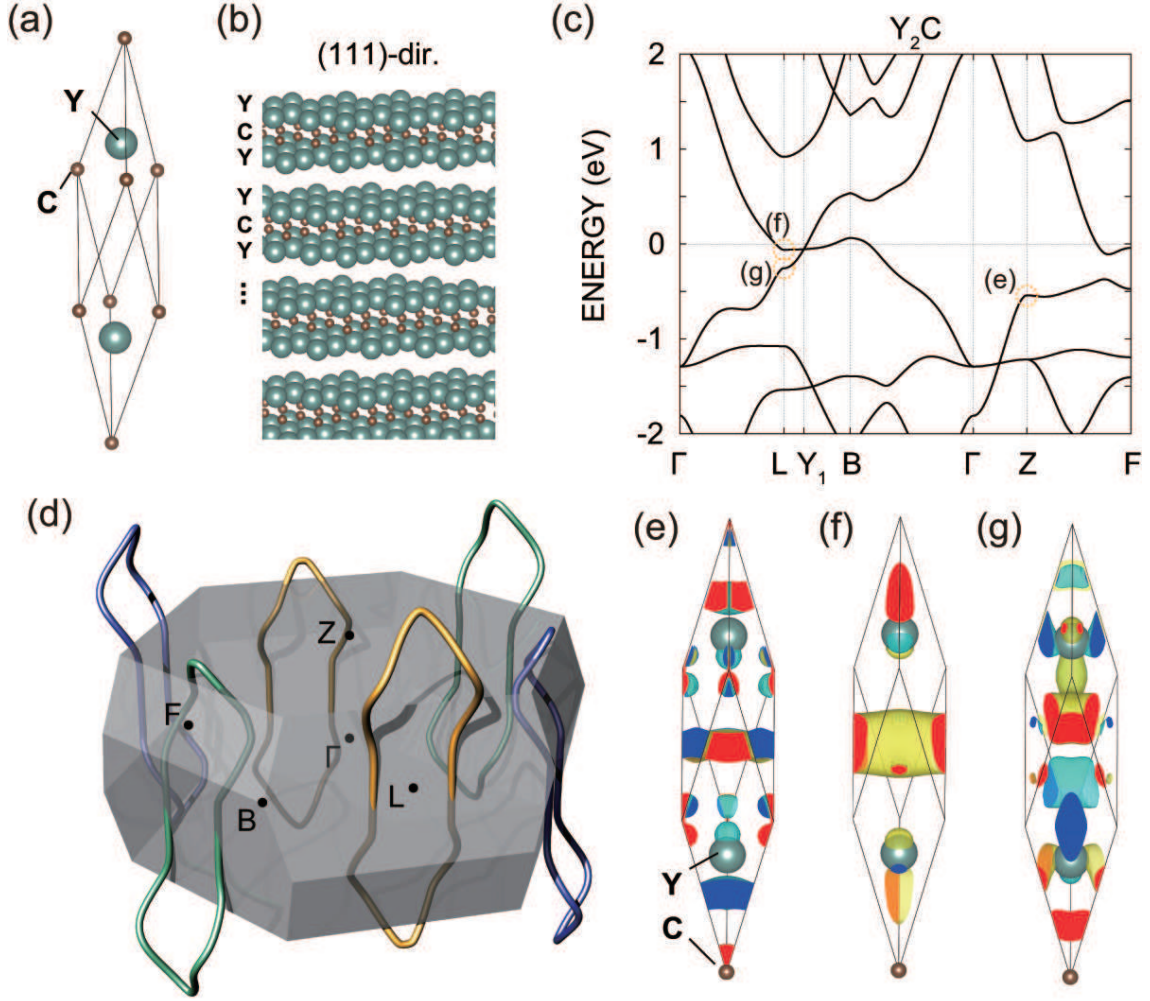


FIG. 1. Topological nodal-line in Y_2C . (a) Crystal structure of Y_2C and Sc_2C . The blue and brown balls represent Y/Sc and C atoms, respectively. (b) Layered crystal structure along (111) in Y_2C and Sc_2C . (c) Electronic band structure of Y_2C in the generalized gradient approximation (GGA). The energy is measured from the Fermi level. (d) Nodal lines and the Brillouin zone of Y_2C , where identical nodal lines (modulo the reciprocal vectors) are shown in the same color. In (e), (f) and (g) we show wavefunctions of some of the eigenstates, with the colors indicate the amplitudes of the wavefunctions themselves. The yellow and light blue represent the positive and negative components of the wave function, respectively, and the red and navy blue represent their cross sections, respectively. (e) Eigenstate of the top of the valence band at the Z point. (f,g) Eigenstates at -0.062 and at -0.256 eV at the L point, respectively. These eigenstates are marked in the band structure in (c).

connection along a reciprocal lattice vector \mathbf{G} in the reciprocal space. To define the Zak phase, we decompose the wavevector \mathbf{k} into the component along $\mathbf{n} \equiv \mathbf{G}/|\mathbf{G}|$ and those perpendicular to \mathbf{n} : $\mathbf{k} = k_{\perp}\mathbf{n} + \mathbf{k}_{\parallel}$, $\mathbf{k}_{\parallel} \perp \mathbf{n}$. Then, for each value of \mathbf{k}_{\parallel} , the Zak phase is defined by

$$\theta(\mathbf{k}_{\parallel}) = -i \sum_n^{\text{occ.}} \int_0^{|\mathbf{G}|} dk_{\perp} \langle u_n(\mathbf{k}) | \nabla_{k_{\perp}} | u_n(\mathbf{k}) \rangle, \quad (2)$$

where $u_n(\mathbf{k})$ is the periodic part of the bulk Bloch wavefunction in the n -th band, with the gauge choice $u_n(\mathbf{k}) = u_n(\mathbf{k} + \mathbf{G})e^{i\mathbf{G}\cdot\mathbf{r}}$, and the sum is over the occupied states. Figure 2(c) shows the distribution of the Zak phase for each \mathbf{k}_{\parallel} point in the two-dimensional Brillouin zone along the (111) plane. The Zak phase is π in the shaded region and is zero

in the blank region, and these two regions are divided by the projection of the nodal lines onto the (111) plane. Because we neglect the spin-orbit coupling, the Zak phase is quantized to be zero or π (mod 2π) due to the time-reversal and inversion symmetries.

These $\pi/0$ values of the Zak phase corresponds to the presence/absence of midgap boundary states, which are similar to those in the Su-Schrieffer-Heeger (SSH) model [44]. This can be easily confirmed by a comparison between Figs. 2(a) and (c). As shown for calcium in [38], at the wavevector \mathbf{k}_{\parallel} having the π Zak phase, there appear surface polarization charges equal to $\frac{e}{2}$ (mod e), if the system is regarded as a one-dimensional insulator at the given \mathbf{k}_{\parallel} . The area with the π Zak phase is 90.4 % of the total area of the Brillouin zone. Therefore, Y_2C is close to the topological transition into an

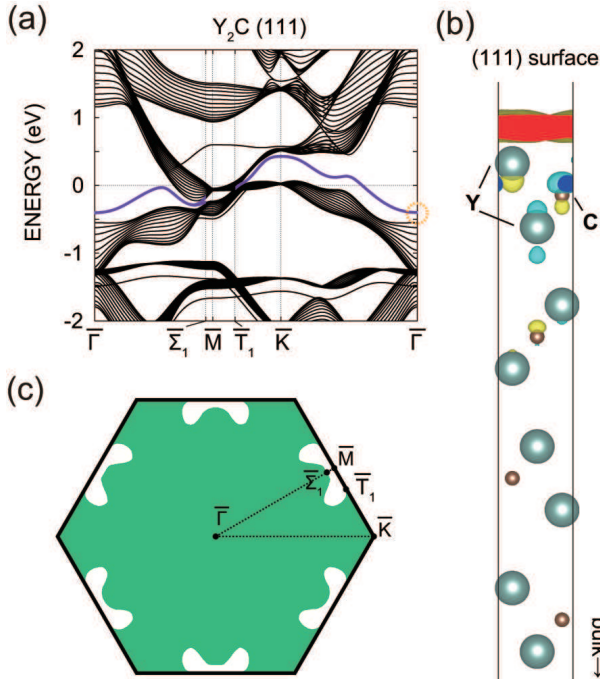


FIG. 2. Floating topological surface states in Y_2C . (a) Electronic band structure of the slab of Y_2C with surfaces along (111) in the GGA. The symmetry points are $\bar{\Gamma} = (0, 0, 0)$, $\bar{X} = (\pi/2\bar{a})(0.5, 0.5, 0)$, and $\bar{K} = (\pi/2\bar{a})(1, 0, 0)$, where \bar{a} is the lattice constant for the surface. The energy is measured from the Fermi level. The purple band represents the topological surface states extending from the nodal line near the Fermi level. (b) Charge distribution of the drumhead surface state at the Γ point. The corresponding point is indicated by the dotted circle in (a). The yellow and light blue represent the positive and negative components of the wave function, respectively, and the red and navy blue represent their cross sections, respectively. (c) Dependence of the Zak phase on the surface momentum \mathbf{k}_{\parallel} . The shaded region represents \mathbf{k}_{\parallel} with the π Zak phase, while other regions represent that with the 0 Zak phase.

insulator with π Zak phase for every \mathbf{k}_{\parallel}

The surface states in our result (Fig. 2(a)) cover almost the entire surface Brillouin zone. As we mentioned, the distribution of the Zak phase in Fig. 2(c) is consistent with this surface state distribution. Furthermore, the values of the Zak phase at the surface TRIM can be calculated from the parity eigenvalues of the bulk eigenstates as we explain in Appendix B, and are consistent with Fig. 2(c). In particular, the Zak phase at $\bar{\Gamma}$ is determined to be π (see Fig. 2(c)) from the fact that the products of the parity eigenvalues over the occupied bands are inverted between the Γ and the Z points. This parity inversion between Γ and Z physically originates from the occupied interstitial states. Therefore, this appearance of the topological surface states at $\bar{\Gamma}$ is a manifestation of the physics of electrides, leading us to the idea of “topological electrides”. These features at $\bar{\Gamma}$ are missing in the previous work [37] (see Appendix B).

C. Sc_2C as an Insulator with the π Zak phase

Next, we show the result of Sc_2C . Sc_2C is predicted to be a stable electride with the same structure as Y_2C in the *ab initio* calculation [45]. Figure 3(a) shows the band structure of Sc_2C in the GWA [31]. Since the Sc 3*d* orbitals are more localized compared to the Y 4*d* orbitals, Sc_2C is an insulator due to the decrease in bandwidth and the increase in correlation effects. Actually, the energies of the eigenstates at the L point around the Fermi level are reversed from those in Y_2C (Figs. 3(b,c)).

Next, we calculate the Sc_2C surface states with the GGA+ U where the value of U is chosen to reproduce the band gap in the GWA (Fig. 3(a)). Figure 3(d) shows the electronic band structure of a 15-layer slab of Sc_2C . There appear surface states in the gap, and they are separated from the bulk states. As is similar to Y_2C , the surface states of Sc_2C at the Γ point are not localized at the surface atoms but are floating on the surface (Fig. 3(e)). The wavefunctions near the M point originate from the Sc 3*d* orbitals due to hybridization between the floating states and the Sc 3*d* orbitals. We find that the Zak phase along the (111) direction is equal to π in the entire Brillouin zone (Fig. 3(f)). When the Zak phase is π at every \mathbf{k}_{\parallel} , there are surface polarization charges equal to $e/2 \pmod{e}$ per a surface unit cell on the (111) surface [38], and because of the inversion symmetry, the total surface charge (due to bulk bands) is $e \pmod{2e}$. Thus, the number of occupied bands in the bulk is changed by an odd number from that in the case of the 0 Zak phase. Therefore, it is necessary to compensate the deficiency of the bulk charges somewhere when the Zak phase is π . If the deficiency is compensated by the bulk states, the energy cost is proportional to the number of bulk layers; hence, it is highly improbable when there is a sizable band gap. On the other hand, when the deficiency is compensated by the surface, the energy cost is not dependent on the number of the bulk layers. Therefore, in a sufficiently thick slab, due to the topological requirement from the Zak phase together with the above energetic reason, topological surface states inevitably appears in the gap to accommodate the deficiency of the bulk charges as demonstrated in Fig. 3(d). For consistency, we checked the stability of the obtained electronic structure using a doubled unit cell, and confirmed that the change of the surface structure with a longer period is not seen. Thus we have confirmed that the stable topological surface state emerges without dimerization.

Next, we propose a method of huge carrier doping using the topological surface charges in Sc_2C . As an example, we consider a system in which a MoS_2 monolayer is placed on a 15-layer slab of Sc_2C (Fig. 4(a)). The lattice constant of MoS_2 is close to that of the Sc_2C substrate ($a = 3.323\text{\AA}$ in Sc_2C and $a = 3.161\text{\AA}$ in MoS_2). MoS_2 is a well-known layered insulator and has no polarization in the bulk [46, 47]. By the same reason given in the previous paragraph, as long as the symmetry does not change, the interface between an insulator with the 0 Zak phase and one with the π Zak phase is necessarily metallic. Since the topological surface states of Sc_2C are not localized around the atoms but they float, they can be easily transferred to MoS_2 . Figures 4(b,c) are the electronic band structures of the MoS_2 monolayer on Sc_2C and

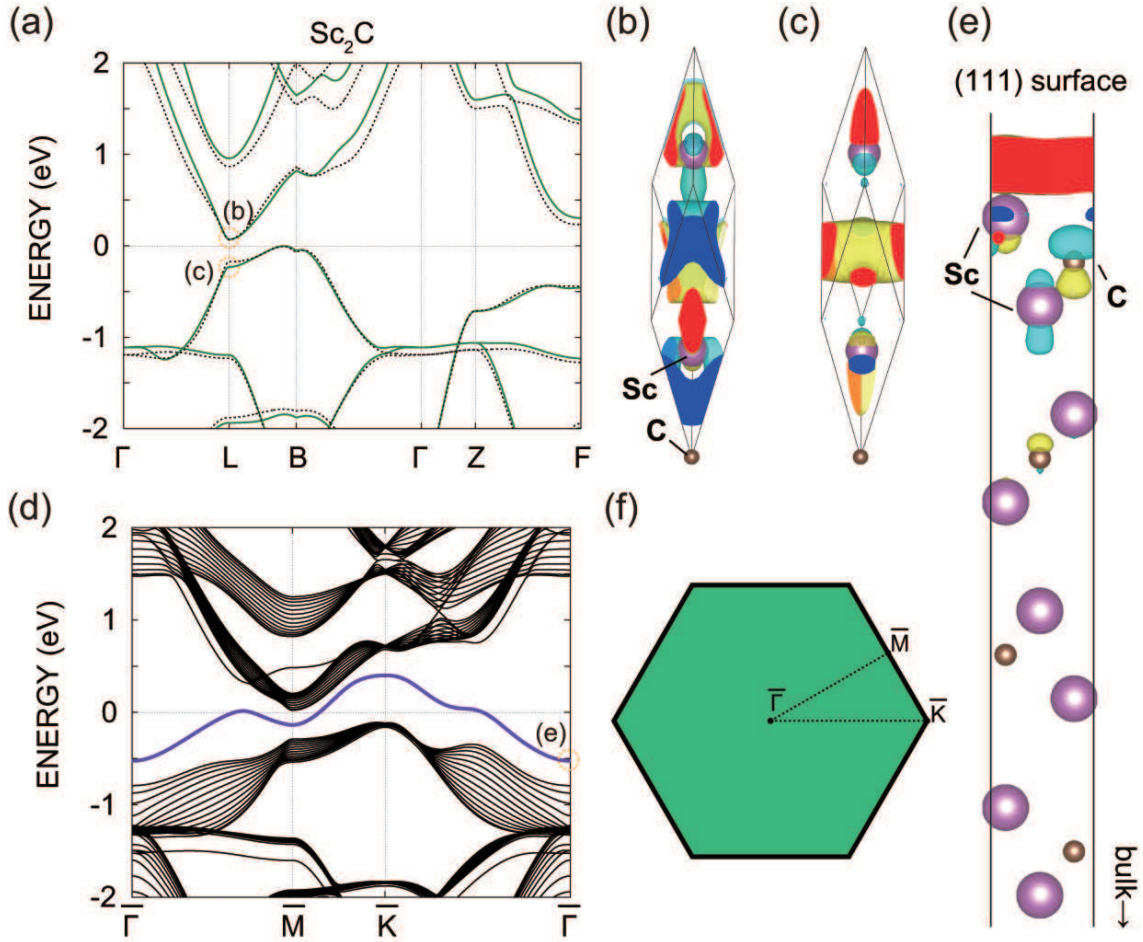


FIG. 3. Sc_2C as an insulator with π Zak phase. (a) Electronic band structure of Sc_2C . The solid green line is the result in the GWA and the black dotted line is the result in the GGA+U, where U is adjusted to reproduce the band gap of the GWA. (b, c) Wavefunctions of the eigenstates at the bottom of the conduction band and that at the top of the valence band at the L point, respectively. The corresponding points are indicated by the dotted circles in (a). The yellow and light blue represent the positive and negative components of the wave function, respectively, and the red and navy blue represent their cross sections, respectively. (d) Electronic band structure for the (111) surface of a slab of Sc_2C in the GGA+U. The purple band represents the topological surface state originating from the quantized π Zak phase. (e) Wavefunction of the topological surface state at the Γ point. The corresponding point is indicated by the dotted circle in (d). (f) Dependence of the Zak phase on the surface momentum k_{\parallel} . The shaded region represents k_{\parallel} with the π Zak phase. In contrast with Fig. 2(c), the Zak phase is π for the entire two-dimensional Brillouin zone. The energy is measured from the Fermi level.

the eigenstates. We can see that huge carrier doping equivalent to one electron per unit cell is achieved without elemental substitution, because a half of the bands at the Fermi level originating from the Mo $d_{x^2-y^2}$ and d_{xy} orbitals of MoS_2 are occupied. As a comparison, in the carrier doping by the field effect transistor (FET), which does not change the composition, the number of doped carriers is at most 1% per unit cell. Thus this topological carrier-doping is versatile since it does not require direct coupling between the target material and the Sc_2C layer.

We also consider electron doping into a molecule by using Sc_2C and show the result in Appendix C. Especially, we study a system with PH_3 (phosphine) molecules on the Sc_2C (111) surface, where the carriers are doped to hydrogen atoms at atmospheric pressure. Carrier doping to hydrogen atoms would open a way to high-temperature superconductivity originating

from phonons at hydrogen atoms [48, 49].

D. Various topological electrides

There are various classes for topological materials, depending on presence or absence of the SOI and that of the band gap. So far, physical origins of topological band structures are discussed mostly based on atomic orbitals. In the present paper, we propose that interstitial electrons in electrides are suitable for realizing topological materials. Below, we show the topological degeneracy and band inversion originating from interstitial electrons in realistic materials. Experimental synthesis is summarized in Appendix D.

We first discuss Sr_2Bi , whose space group is $I4/mmm$ (No. 139). Figure 5(a) is the band structure of bulk Sr_2Bi . A thin

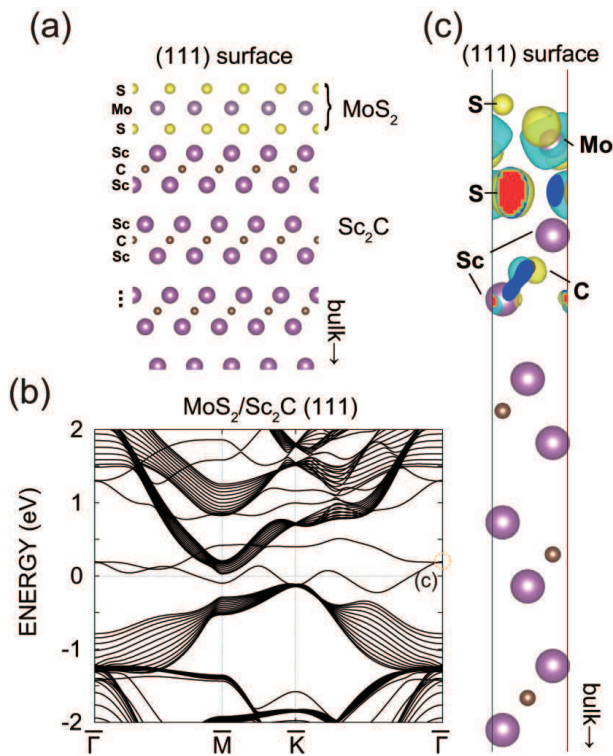


FIG. 4. Doping via topological surface charges of Sc₂C. (a) Crystal structure of MoS₂ on the Sc₂C (111) surface. (b) Electronic band structure of a MoS₂ monolayer on Sc₂C. (c) Wavefunction of the eigenstate at the Γ point originating from the MoS₂ monolayer. The corresponding point is indicated by the dotted circle in (b). The energy is measured from the Fermi level.

film of Sr₂Bi is predicted to be a two-dimensional NLS [50]. Here we find that the bulk Sr₂Bi is also a NLS, with its NL having the π Berry phase. At the Q_1 point on the N - P line which is a symmetry axis for C_2 rotation, two bands cross, and because of the π Berry phase, the NL extends from this Q_1 point to a general position in k space. Moreover, we find that one of the bands constituting the NL originates not from the atomic orbitals but from the interstitial electrons, lying between the Sr atoms. The top of the valence band is the interstitial states. Figures 5(b,c) show the interstitial states at the N and X points connecting to the degenerate point Q_1 . We also show the effect of the SOI in Fig. 5(a). The splitting originating from the SOI is large in some k region near the Fermi level. For example, energy splitting over 0.5 eV can be seen at the Z point near -1 eV. Actually, the effect of the SOI in electrides is rarely discussed in the literature, because the wavefunctions of the interstitial electrons near the Fermi level usually has no node and there is no strong electric field from the nuclei. However, the present case shows that it is possible to induce a large SO splitting in the interstitial bands by hybridization with orbitals having the strong SOI.

HfBr is a layered electride and its space group is $R\bar{3}m$ (No. 166). The top of the valence band originates from the interstitial electrons existing between the Hf atoms (Figs. 5(d,e)). The interstitial band and the conduction band originating from

the Hf 5d orbital at the Γ point are inverted by the SOI, making the system a weak topological insulator, i.e. a two-dimensional quantum spin Hall system [51].

LaBr is also a layered electride, with its space group $R\bar{3}m$ (No. 166). The band originating from the 4f orbital of La is in 1-2 eV above the Fermi level, and thus it is not involved in magnetism. When the spin degree of freedom is ignored, LaBr has a flat band on the Fermi level (blue solid lines in Fig. 5(e)). Both in the cases with and without the SOI, ferromagnetism develops to eliminate this peak of the density of states at the Fermi level. A gap then opens at the Fermi level with the SOI, and the system becomes a quantum anomalous Hall insulator [52, 53]. When the SOI and the ferromagnetism are considered, the band structure is shown as the black dotted lines in Fig. 5(f). Here, one of the bands around the Fermi level originates from the interstitial electrons existing between the La atoms (Fig. 5(g)).

Thus, we have seen that there is a close relationship between electrides and topological materials. We have shown this relationship by relating the low work functions of electrides with band inversions in topological materials. We have also pointed out the unique feature of topological electrides: the topological floating surface states. These features have not been found in previous works discussing on topological band structure in electrides [37, 54, 55]. In particular, in [54], the Dirac-type band degeneracy is discussed in the pseudo zero-dimensional electride Ca₃Pb. Nevertheless, this material is neither a topological insulator nor a topological semimetal. Furthermore, it is not obvious how to relate the zero-dimensional nature of the electride to the topological nature of the band structure. Next, in [55], the electrides Cs₃O and Ba₃N are found to have nontrivial band topology. Nevertheless, they are neither topological insulators nor topological semimetals. While Cs₃O has a nodal line near the Fermi level, it is not a topological semimetal because of the presence of other bands at the Fermi energy. In Ba₃N, the topological band degeneracy is not near the Fermi level.

III. CONCLUSION

To summarize, we show that some electride materials such as Y₂C and Sc₂C are topological materials, and some topological materials such as Sr₂Bi, HfBr and LaBr are electrides. Through these examples, we show that electrides are favorable for achieving band inversion. In electrides, because the work function is shallow due to the interstitial states, various topological phases appear, both in the cases with or without the relativistic effect. In some classes of topological materials, there appear surface states coming from the nontrivial topology, and such surface states are nothing but the floating states from interstitial electrons.

In this study, we used not only the DFT/GGA but also the GWA to accurately calculate the topological characteristics of the electrides. The topological aspect of the electride is robust as it is protected by the nontrivial nature of the bulk. Such a topological nature in bulk and surface states could be experimentally detected in various ways. For example, the float-

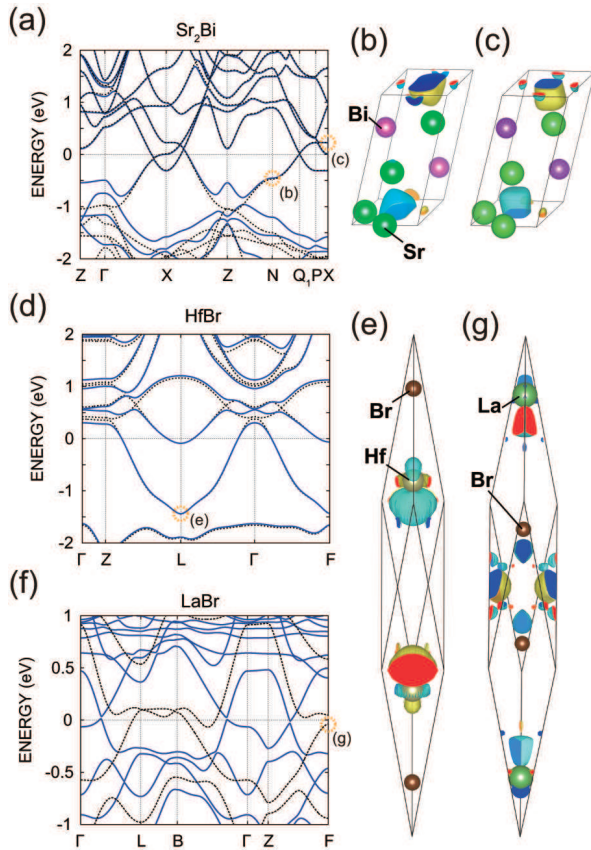


FIG. 5. Band structure of predicted topological electrides. (a) Electronic band structure of Sr_2Bi in the GGA, where $Z = (0, 0, 1)$, $\Gamma = (0, 0, 0)$, $X = (1/2, 1/2, 0)$, $N = (1/2, 0, 1/2)$, and $P = (1/2, 1/2, 1/2)$ are high-symmetry points in the k space. The blue solid line and the black dotted line show the result without and with the SOI, respectively. (b, c) Wavefunctions of the eigenstates originating from the interstitial electron at the N and X points in the calculation without the SOI. (d) Electronic band structure of HfBr in the GGA. The blue solid line and the black dotted line show the result without and with the SOI, respectively. (e) Wavefunction of the eigenstate originating from the interstitial electron at the X point in the calculation without the SOI. (f) Electronic band structure of LaBr in the GGA. The blue solid line and the black dotted line shows the result without and with the SOI and magnetism, respectively. (g) Wavefunction of the eigenstate originating from the interstitial electron at the F point without the SOI. The results shown in (b) and (c), (e), and (g) corresponds to the states indicated by the dotted circles in (a), (d), and (f), respectively. The Brillouin zones of HfBr and LaBr are same as that of the Y_2C .

ing topological surface states of the insulator with π polarization can be detected by the ARPES and the STM. Topological carrier doping can be detected in experiments such as transport measurements. Topological carriers in Sc_2C can be doped with the concentration of 1.05×10^{15} ($e \text{ cm}^{-2}$). It is ten times that of the electric double layer (EDL), by which 10^{14} ($e \text{ cm}^{-2}$) carrier can be doped to MoS_2 monolayer [56]. This suggests a possibility of Sc_2C as a *topological substrate* for two-dimensional systems and heterostructures. Thus the combination of the electrides with the concept of topological

phases leads us to new possibilities for materials science.

IV. METHODS

The electronic structure and the lattice optimization is obtained from the generalized gradient approximation (GGA) and GGA+U of the density functional theory (DFT). We use the Perdew-Burke-Ernzerhof (PBE) functional in the GGA [57]. We use the *ab initio* code OpenMX (<http://www.openmx-square.org/>) based on localized basis functions and norm-conserving pseudopotentials. We employ the $6 \times 6 \times 1$ k -point sampling for the lattice optimization. We employ the $12 \times 12 \times 12$ and $12 \times 12 \times 1$ k -point samplings for the electronic structure of the bulk and the slab, respectively. Valence orbital set is $s^3 p^2 d^2$ for Y, $s^2 p^2 d^1$ for C, $s^4 p^3 d^2$ for Sc, $s^3 p^1 d^2 f^1$ for Sr, $s^3 p^3 d^3 f^2$ for Bi, $s^3 p^2 d^2 f^1$ for Hf, $s^3 p^3 d^2$ for Br, and $s^3 p^3 d^2 f^1$ for La. The energy cutoff for the numerical integrations is 150 Ry. The fully relativistic effect including the spin-orbit coupling is calculated in the non-collinear DFT calculations. The self-energy correction in the GW approximation (GWA) [58] is obtained from the full-potential linear muffin-tin orbital code [59, 60]. We employ the $8 \times 8 \times 8$ k -point sampling in the GWA. The muffintin radii in the GWA (bohr) is 3.1 for Y, 1.55 for C, and 2.75 for Sc. The angular momentum cutoff in the GWA is taken at $l = 4$ for all the sites. The 67×2 unoccupied conduction bands are included in the GWA, where $\times 2$ is the spin degrees of freedom. For the calculation of the surface in the GGA+U, we determine the value of U to reproduce the result of the GWA. We introduce empty sphere to match the center of the Wannier function of the interstitial state [61]. We use 3 eV for the Sc $3d$ orbitals and 1 eV for empty sphere between the Sc_2C layers as U . We take 5 layers of Sc_2C (15 atoms) for the (001) surface for the lattice optimization of MoS_2 and PH_3 structure. We take 15 layers of Sc_2C (45 atoms) for the (001) surface in the calculation of the electronic band structure.

ACKNOWLEDGMENTS

This work was supported by JSPS KAKENHI Grant Number 26287062, and by the MEXT Elements Strategy Initiative to Form Core Research Center (TIES). HH acknowledges a Grant-in-Aid for Scientific Research (S) (Grant No. 17H0653) from JSPS.

Appendix A: ELECTRONIC BAND STRUCTURE OF Y_2C IN THE GWA

Figure 6 shows the electronic band structure of Y_2C in the GWA. We employ the $12 \times 12 \times 1$ k -point sampling in the LDA and the $8 \times 8 \times 8$ k -point sampling in the GWA. The 67×2 unoccupied conduction bands are included in the GWA, where $\times 2$ is the spin degrees of freedom.

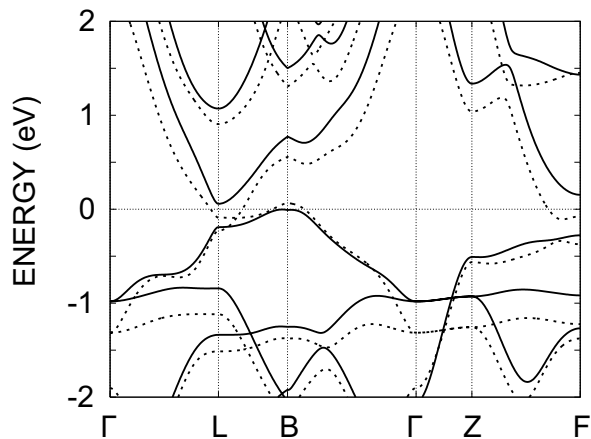


FIG. 6. Electronic band structure of Y_2C in the GWA. Electronic band structures of Y_2C in the GWA and the LDA. The solid line and the dotted line show the results in GWA and those in LDA, respectively. The energy is measured from the Fermi level.

Appendix B: ZAK PHASE AND PARITY EIGENVALUES IN Y_2C

The parity eigenvalues of the four highest occupied eigenstates of Y_2C are shown in Fig. 7. Here the spin-orbit coupling is neglected, and each state is spin degenerate. Here, we put the inversion center at the C atom; thereby, the unit cell is chosen to have the C atom at its center. The Zak phase at surface TRIM can be calculated from the products of the parity eigenvalues over the occupied states at the two corresponding bulk TRIM [62]. In particular, the Zak phase $\theta(\bar{\Gamma})$ at $\bar{\Gamma}$ is related with the parity eigenvalues $\xi(\mathbf{k})$ at the Γ and the Z points in the following way.

$$e^{i\theta(\bar{\Gamma})} = \xi(\Gamma)\xi(Z) = -1, \quad (B1)$$

meaning that $\theta(\bar{\Gamma}) = \pi \pmod{2\pi}$, in agreement with Fig. 2(c).

This nontrivial Zak phase, i.e. the parity inversion between Γ and Z, means band inversion between Γ and Z. Namely, the states along the Z- Γ -Z line are topologically distinct from those in the limit where the Y_2C layers are displaced far away from each other. In the present case, the topologically nontrivial band structure along the Z- Γ -Z line comes from the occupied interstitial states, as is analogous to the topologically nontrivial phase in the one-dimensional SSH model. The Wannier functions for the occupied interstitial states are located at the edge of the unit cell. Their locations are displaced from the inversion center by a half of the lattice constant, which corresponds to the π Zak phase, because the Zak phase gives the center position of the Wannier function. These occupied interstitial states also account for the parity inversion between the Γ and the Z points.

As a result of this π Zak phase, there should appear surface states at $\bar{\Gamma}$, similar to the midgap states in the SSH model, and it agrees with our surface-state calculation in Fig. 2(a). Our choice of the unit cell corresponds to the surface termination at the cleavage between the Y_2C layers. Therefore, from these reasons the existence of the topological surface states at the

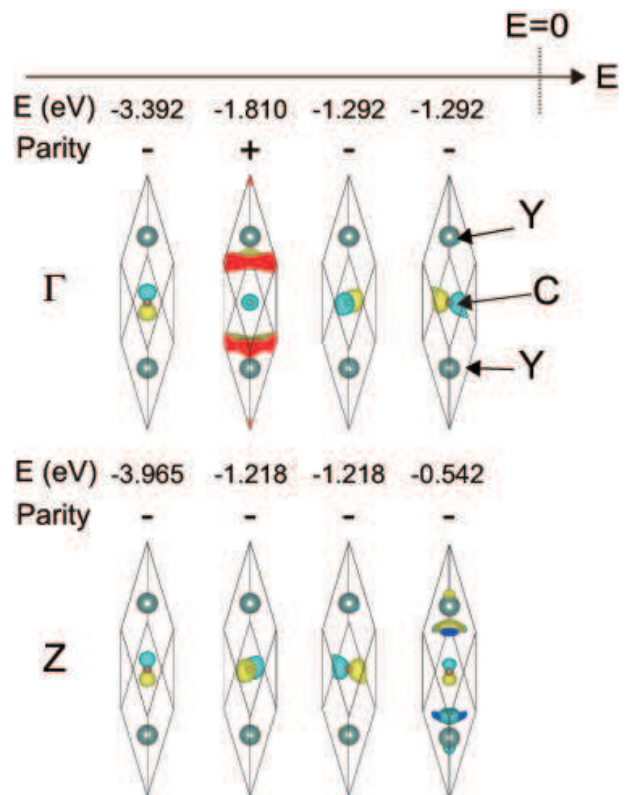


FIG. 7. Parity eigenvalues in Y_2C . Eigen energy, parity eigenvalues, and spatial distributions of eigenstates of occupied bands at the Γ and Z points of Y_2C in the GGA. The center of the unit cell is located at the C atom. The energy is measured from the Fermi level.

$\bar{\Gamma}$ point is the hallmark of the topologically nontrivial band structure in the topological electride Y_2C , and this feature is absent in the calculation in the previous work [37]. In fact, the surface states in our result (Fig. 2(a)) are quite different from those in the previous paper on Y_2C [37]. The surface states in [37] appear only close to the \bar{M} points (called \bar{F} in [37]), whereas the surface states in our result (Fig. 2(a)) cover almost the entire surface Brillouin zone. Between these two results, the regions of the surface Brillouin zone with and without the surface states are interchanged between our paper and [37], and we do not know the reason for this disagreement.

Next, we discuss the choices of the inversion center. In three-dimensional inversion-symmetric systems, there are eight choices for the inversion center, and the parity eigenvalues depend on the choices. In the present paper, we take the inversion center to be at the C atom (Fig. 8(a)). Suppose we shift the inversion center along the [111] direction by a half of the lattice constant as shown in Fig. 8(b), so that the inversion center is located in between the layers. Then the parity eigenvalues at Γ are unchanged while those at Z change their signs. Because the origin should be set at the inversion center, this change of the inversion center leads us to the change of the origin, leading to the gauge transformation for the periodic part of the Bloch wavefunction:

$$u_{\mathbf{k}}(\mathbf{r}) \rightarrow u'_{\mathbf{k}}(\mathbf{r}) = u_{\mathbf{k}}(\mathbf{r})e^{ik_z a/2}, \quad (B2)$$

where a is the lattice constant along the $[111]$ direction, and the z axis is chosen along the $[111]$ direction. This gauge transformation shifts the values of the Zak phase by π per one electron (excluding the spin degeneracy). When the total number of electrons divided by two (i.e. spin degeneracy) is odd, this change will interchange the regions of the 0 Zak phase and that of the π Zak phase. In the present case, a half of the electron number is equal to 42, i.e. an even number, and the change of the inversion center does not alter the Zak phase.

Physically, the change of the unit cell corresponds to the change of surface termination [63], and the value of the Zak phase, being either π or 0 in the present case, corresponds to presence or absence of the midgap surface states. The two choices of the unit cell, Figs. 8 (a) and (b), correspond to the surface terminations Figs. 8 (c) and (d), respectively. However, in Y_2C , the surface termination shown in Fig. 8 (d) is not physical since it cuts carbon atoms into half, and we do not study surface states with this surface termination.

Appendix C: MOLECULES ON THE Sc_2C SURFACE

We optimize the structure of various molecules on the (111) slab of the five Sc_2C layers. Only in limited kinds of molecules, one can dope topological surface charges. Doping is impossible for molecules whose work functions are not small. For example, in the case of the H_2O molecule on the Sc_2C , we find that the H_2O molecule does not absorb the topological surface charge and the molecule moves away from the surface.

Next, we show the result of PH_3 on the Sc_2C slab. The PH_3 molecule has the NH_3 -type structure (Fig. 9(a)). PH_3 is a gas molecule at room temperature, and when the temperature is lowered, it passes through the liquid phase and becomes a solid phase under 140 K. The lowest unoccupied molecular orbital (LUMO) of PH_3 originates from the H s and the P s,p orbitals (Figs. 9(b,c)). The electronegativities of P and H are close, and the polarization of the molecule is not so large. Because the work function of the LUMO is relatively deep, PH_3 is suitable for achieving n -type doping among various hydrogen compounds. Indeed, we check the energy of the PH_3 molecule, the Sc_2C slab, and PH_3 on the both surface of the Sc_2C slab. The energy of PH_3 on the Sc_2C slab is 0.3945×2 eV smaller than the total energy of two PH_3 molecules and the Sc_2C slab. Figures 9(d,e) show the structure of PH_3 on a 15-layer slab of Sc_2C and its electronic band structure, respectively. The calculated charge distribution is shown in Fig. 9(f). We see that carriers are doped into the antibonding molecular orbitals of PH_3 originating from the H s and P s,p orbitals. The anti-bonding orbitals are p -orbital-like molecular orbitals facing outward, and have a larger intermolecular hopping compared to the bonding orbitals. The carrier doping to the anti-bonding orbitals somewhat destabilizes the molecules, but it does not break the structure. Figure 9(g) shows the partial density of states (pDOS) of PH_3 on the Sc_2C slab. The distribution of the pDOS of the anti-bonding orbitals is broader than that of the bonding orbital, since the anti-bonding orbital spreads outside the molecule.

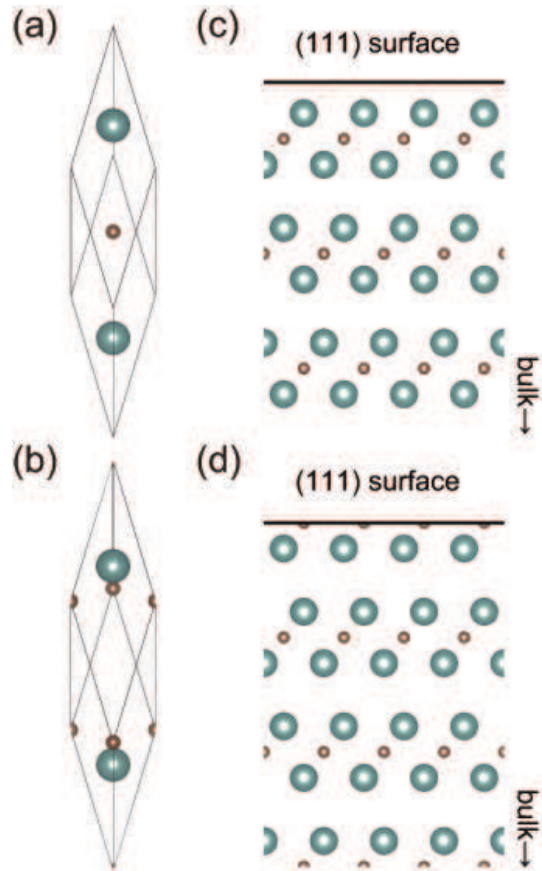


FIG. 8. Two choices of the unit cell and corresponding surface terminations of Y_2C . (a)(b) Two choices of the unit cell of Y_2C . The inversion centers are set at the centers of the unit cell in both cases. (a) is the one used in our calculation of the parity eigenvalues in the present paper, and the inversion center is at the carbon atom. (b) shows another choice of the unit cell which is shifted by a half of the lattice constant from (a) along the $[111]$ direction. (c) and (d) show the surface terminations of the (111) surface, which corresponds to the unit cell choices (a) and (b), respectively. We note that in (d) the carbon atoms are cut in half, which is unphysical.

In recent years, conventional superconductivity at 203 K was discovered in hydrogen sulfide at 155 GPa, recording the highest superconducting temperature to date [48, 49]. In hydrogen sulfide, hydrogen carriers are generated at the Fermi level by metallization due to structural change to $Im\bar{3}m$ under high pressure. On the other hand, in our case, by using the topological polarization and the shallowness of the work function of Sc_2C , we propose carrier doping directly to hydrogen without such a high pressure. Unfortunately, the structure becomes metastable with the 1×2 unit cell and the structure where a H_2 molecule is dissociated from the surface is most stable. The design of the most stable structure of molecules with conductive hydrogen bands is a future problem.

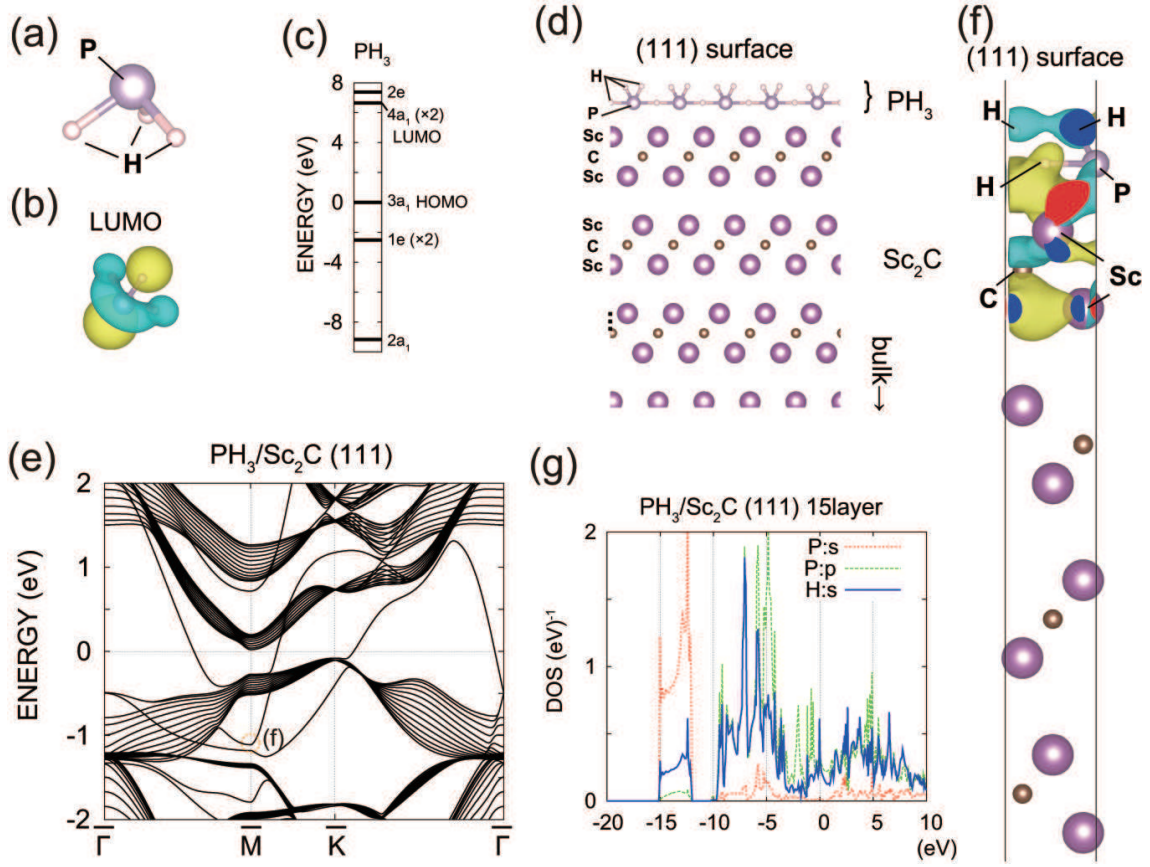


FIG. 9. PH₃ on Sc₂C. (a) Molecular structure of PH₃. (b) One of the lowest unoccupied molecular orbital (LUMO) of PH₃. (c) Eigen energy of PH₃. (d) Crystal structure of PH₃ on the Sc₂C (111) surface. (e) Electronic band structure of PH₃ on Sc₂C. (f) Wavefunction of the eigenstate at the M point originating from PH₃. The corresponding point is indicated by the dotted circle in (e). (g) Partial density of states (pDOS) of PH₃ on the fifteen Sc₂C layers. The energy is measured from the Fermi level.

TABLE I. List of experimental synthesis of electride

Material	Y ₂ C	Sr ₂ Bi	HfBr	LaBr
Ref.	[32]	[67]	[68]	[69]

Appendix D: SYNTHESIS OF ELECTRIDE IN EXPERIMENT

In Table I, we summarize a list of previous works on experimental synthesis of topological electrides studied in our

paper. We note that the previous experimental works on the synthesis of Sc₂C reported cubic structure [64–66], while theoretical works including our paper and Ref. [45] report the trigonal structure ($R\bar{3}m$) as the stable structure. In experimental synthesis of Sc₂C, one should be careful because anionic hydrogen H⁻ can easily replace anionic electrons e^- . It might be the reason for the difference between the theoretical trigonal structure and experimentally obtained cubic structure.

-
- [1] C. L. Kane and E. J. Mele, *Z₂ Topological Order and the Quantum Spin Hall Effect*, Phys. Rev. Lett. **95**, 146802 (2005).
 [2] C. L. Kane and E. J. Mele, *Quantum Spin Hall Effect in Graphene*, Phys. Rev. Lett. **95**, 226801 (2005).
 [3] B. A. Bernevig and S.-C. Zhang, *Quantum Spin Hall Effect*, Phys. Rev. Lett. **96**, 106802 (2006).
 [4] S. Murakami, *Phase Transition between the Quantum Spin Hall and Insulator Phases in 3D: Emergence of a Topological Gapped Phase*, New J. Phys. **9**, 356 (2007).
 [5] K. Mullen, B. Uchoa, D. T. Glatzhofer, *Line of Dirac Nodes in Hyperhoneycomb Lattices*, Phys. Rev. Lett. **115**, 026403 (2015).
 [6] S. Murakami, *Quantum Spin Hall Effect and Enhanced Magnetic Response by Spin-Orbit Coupling*, Phys. Rev. Lett. **97**, 236805 (2006).
 [7] L. Fu and C. L. Kane, *Topological Insulators with Inversion Symmetry*, Phys. Rev. B **76**, 045302 (2007).

- [8] H. Zhang, C. X. Liu, X. L. Qi, X. Dai, Z. Fang, and S. C. Zhang, *Topological insulators in Bi_2Se_3 , Bi_2Te_3 and Sb_2Te_3 with a single Dirac cone on the surface*, Nat. Phys. **5**, 438 (2009).
- [9] Z. Wang, Y. Sun, X.-Q. Chen, C. Franchini, G. Xu, H. Weng, X. Dai, and Z. Fang, *Dirac semimetal and topological phase transitions in A_3Bi ($\text{A}=\text{Na}, \text{K}, \text{Rb}$)*, Phys. Rev. B **85**, 195320 (2012).
- [10] B. Yan, S.-C. Zhang, *Topological materials*, Rep. Prog. Phys. **75**, 096501 (2012).
- [11] Y. Ando, *Topological Insulator Materials*, J. Phys. Soc. Jpn. **82**, 102001 (2013).
- [12] M. Z. Hasan and C. L. Kane, *Colloquium: Topological Insulators*, Rev. Mod. Phys. **82**, 3045 (2010).
- [13] X. L. Qi and S. C. Zhang, *Topological Insulators and Superconductors*, Rev. Mod. Phys. **83**, 1057 (2011).
- [14] C.-X. Liu, X.-L. Qi, X. Dai, Z. Fang, and S.-C. Zhang, *Quantum Anomalous Hall Effect in $\text{Hg}_{1-y}\text{Mn}_y\text{Te}$ Quantum Wells*, Phys. Rev. Lett. **101**, 146802 (2008).
- [15] R. Yu, W. Zhang, H. J. Zhang, S. C. Zhang, X. Dai, and Z. Fang, *Quantized Anomalous Hall Effect in Magnetic Topological Insulators*, Science **329**, 61 (2010).
- [16] C. Z. Chang, *et al.*, *Experimental Observation of the Quantum Anomalous Hall Effect in a Magnetic Topological Insulator*, Science **340**, 167 (2013).
- [17] X. Wan, A. M. Turner, A. Vishwanath, and S. Y. Savrasov, *Topological Semimetal and Fermi-Arc Surface States in the Electronic Structure of Pyrochlore Iridates*, Phys. Rev. B **83**, 205101 (2011).
- [18] J. Liu and D. Vanderbilt, *Weyl Semimetals from Noncentrosymmetric Topological Insulators*, Phys. Rev. B **90**, 155316 (2014).
- [19] M. Hirayama, R. Okugawa, S. Ishibashi, S. Murakami, and T. Miyake, *Weyl Node and Spin Texture in Trigonal Tellurium and Selenium*, Phys. Rev. Lett. **114**, 206401 (2015).
- [20] H. Weng, C. Fang, Z. Fang, B. A. Bernevig, and X. Dai, *Weyl Semimetal Phase in Noncentrosymmetric Transition-Metal Monophosphides*, Phys. Rev. X **5**, 011029 (2015).
- [21] A. Ellaboudy, J. L. Dye, and P. B. Smith, *Cesium 18-Crown-6 Compounds. A Crystalline Ceside and a Crystalline Electride*, J. Am. Chem. Soc. **105**, 6490 (1983).
- [22] D. J. Singh, H. Krakauer, C. Haas, and W. E. Pickett, *Theoretical Determination that Electrons act as Anions in the Electride $\text{Cs}^+(15\text{-crown-5})_2\cdot e^-$* , Nature (London) **365**, 39 (1993).
- [23] P. V. Sushko, A. L. Shluger, K. Hayashi, M. Hirano, and H. Hosono, *Electron Localization and a Confined Electron Gas in Nanoporous Inorganic Electrifies*, Phys. Rev. Lett. **91**, 126401 (2003).
- [24] S. Matsuishi, *et al.*, *High-Density Electron Anions in a Nanoporous Single Crystal: $[\text{Ca}_{24}\text{Al}_{28}\text{O}_{64}]^{4+}(e^-)_4$* , Science **301**, 626 (2003).
- [25] Y. Toda, *et al.*, *Work Function of a Room-Temperature, Stable Electride $[\text{Ca}_{24}\text{Al}_{28}\text{O}_{64}]^{4+}(e^-)_4$* , Adv. Mater. **19**, 3564 (2007).
- [26] B. Bradlyn, L. Elcoro, J. Cano, M. G. Vergniory, Z. Wang, C. Felser, M. I. Aroyo, and B. A. Bernevig, *Topological quantum chemistry*, Nature (London) **547**, 298 (2017).
- [27] H. C. Po, A. Vishwanath, and H. Watanabe, *Symmetry-based indicators of band topology in the 230 space groups*, Nat. Commun. **8**, 50 (2017).
- [28] B. A. Bernevig, T. L. Hughes, and S. C. Zhang, *Quantum spin hall effect and topological phase transition in HgTe quantum wells*, Science **314**, 1757 (2006).
- [29] S. Murakami, M. Hirayama, R. Okugawa, and T. Miyake, *Emergence of Topological Semimetals in Gap Closing in Semiconductors without Inversion Symmetry*, Sci. Adv. **3**, e1602680 (2017).
- [30] Q. D. Gibson, L. M. Schoop, L. Muechler, L. S. Xie, M. Hirschberger, N. P. Ong, R. Car, and R. J. Cava, *Three-Dimensional Dirac Semimetals: Design Principles and Predictions of New Materials*, Phys. Rev. B **91**, 205128 (2015).
- [31] F. Aryasetiawan and O. Gunnarsson, *The GW Method*, Rep. Prog. Phys. **61**, 237 (1998).
- [32] X. Zhang, Z. Xiao, H. Lei, Y. Toda, S. Matsuishi, T. Kamiya, S. Ueda, and H. Hosono, *Two-Dimensional Transition-Metal Electride Y_2C* , Chem. Mater. **26**, 6638 (2014).
- [33] T. Inoshita, S. Jeong, N. Hamada, and H. Hosono, *Exploration for Two-Dimensional Electrifies via Database Screening and ab initio Calculation*, Phys. Rev. X **4**, 031023 (2014).
- [34] K. Lee, S. W. Kim, Y. Toda, S. Matsuishi, and H. Hosono, *Dicalcium Nitride as a Two-Dimensional Electride with an Anionic Electron Layer*, Nature (London) **494**, 336 (2013).
- [35] S. G. Dale and E. R. Johnson, *The ionic versus metallic nature of 2D electrifies: a density-functional description*, Phys. Chem. Chem. Phys. **19**, 27343 (2017).
- [36] S. Zhao, Z. Li, and J. Yang, *Obtaining Two-Dimensional Electron Gas in Free Space without Resorting to Electron Doping: An Electride Based Design*, J. Am. Chem. Soc. **136**, 13313 (2014).
- [37] H. Huang, K.-H. Jin, S. Zhang, and F. Liu, *Topological Electride Y_2C* , Nano Lett. **18**, 1972 (2018).
- [38] M. Hirayama, R. Okugawa, T. Miyake, and S. Murakami, *Topological Dirac Nodal Lines and Surface Charges in fcc Alkaline Earth Metals*, Nat. Commun. **8**, 14022 (2017).
- [39] M. Hirayama, R. Okugawa, and S. Murakami, *Topological Semimetals Studied by ab initio Calculations*, J. Phys. Soc. Jpn. **87**, 041002 (2018).
- [40] Y. Kim, B. J. Wieder, C. L. Kane, and A. M. Rappe, *Dirac Line Nodes in Inversion-Symmetric Crystals*, Phys. Rev. Lett. **115**, 036806 (2015).
- [41] R. Yu, H. Weng, Z. Fang, X. Dai, and X. Hu, *Topological Node-Line Semimetal and Dirac Semimetal State in Antiperovskite Cu_3PdN* , Phys. Rev. Lett. **115**, 036807 (2015).
- [42] K. Horiba, R. Yukawa, T. Mitsuhashi, M. Kitamura, T. Inoshita, N. Hamada, S. Otani, N. Ohashi, S. Maki, J. I. Yamaura, H. Hosono, Y. Murakami, and H. Kumigashira, *Semimetallic Bands Derived from Interlayer Electrons in the Quasi-Two-Dimensional Electride Y_2C* , Phys. Rev. B **96**, 045101 (2017).
- [43] H. Inoue, A. Gyenis, Z. Wang, J. Li, S. W. Oh, S. Jiang, N. Ni, B. Andrei Bernevig, and A. Yazdani, *Quasiparticle Interference of the Fermi Arcs and Surface-Bulk Connectivity of a Weyl Semimetal*, Science **351**, 1184 (2016).
- [44] W. P. Su, J. R. Schrieffer, and A. J. Heeger, *Solitons in Polyacetylene*, Phys. Rev. Lett. **42**, 1698 (1979).
- [45] Y. Zhang, H. Wang, Y. Wang, L. Zhang, and Y. Ma, *Computer-Assisted Inverse Design of Inorganic Electrifies*, Phys. Rev. X **7**, 011017 (2017).
- [46] K. F. Mak, C. Lee, J. Hone, J. Shan, and T. F. Heinz, *Atomically Thin MoS_2 : a New Direct-Gap Semiconductor*, Phys. Rev. Lett. **105**, 136805 (2010).
- [47] A. Splendiani, *et al.*, *Emerging Photoluminescence in Monolayer MoS_2* , Nano Lett. **10**, 1271 (2010).
- [48] Y. Li, J. Hao, H. Liu, Y. Li, and Y. Ma, *The Metallization and Superconductivity of Dense Hydrogen Sulfide*, J. Chem. Phys. **140**, 174712 (2014).
- [49] A. P. Drozdov, M. I. Erements, I. A. Troyan, V. Ksenofontov, and S. I. Shylin, *Conventional Superconductivity at 203 Kelvin at High Pressures in the Sulfur Hydride System*, Nature **525**, 73 (2015).
- [50] C. Niu, P. M. Buhl, G. Bihlmayer, D. Wortmann, Y. Dai, S. Blugel, and Y. Mokrousov, *Two-Dimensional Topological*

- Nodal Line Semimetal in Layered X_2Y ($X = Ca, Sr, \text{ and } Ba; Y = As, Sb, \text{ and } Bi$)*, Phys. Rev. B **95**, 235138 (2017).
- [51] L. Zhou, L. Kou, Y. Sun, C. Felser, F. Hu, G. Shan, S. C. Smith, B. Yan, and T. Frauenheim, *New Family of Quantum Spin Hall Insulators in Two-Dimensional Transition-Metal Halide with Large Nontrivial Band Gaps*, Nano Lett. **15**, 7867 (2015).
- [52] K. Dolui, S. Ray, and T. Das, *Intrinsic Large Gap Quantum Anomalous Hall Insulators in LaX ($X = Br, Cl, I$)*, Phys. Rev. B **92**, 205133 (2015).
- [53] M. Wu, *High-Temperature Intrinsic Quantum Anomalous Hall Effect in Rare Earth Monohalide*, 2D Mater. **4**, 021014 (2017).
- [54] X. Zhang, R. Guo, L. Jin, X. Dai, and G. Liu, *Intermetallic Ca_3Pb : a Topological Zero-Dimensional Electride Material*, J. Mater. Chem. C **6**, 575 (2018).
- [55] C. Park, S. W. Kim, and M. Yoon, *First-Principles Prediction of New Electrifies with Nontrivial Band Topology Based on One-Dimensional Building Blocks*, Phys. Rev. Lett. **120**, 026401 (2018).
- [56] J. T. Ye, Y. J. Zhang, R. Akashi, M. S. Bahramy, R. Arita, Y. Iwasa, *Superconducting Dome in a Gate-Tuned Band Insulator*, Science, **338**, 1193 (2012).
- [57] J. P. Perdew, K. Burke, and M. Ernzerhof, *Generalized Gradient Approximation Made Simple*, Phys. Rev. Lett. **77**, 3865 (1996).
- [58] L. Hedin, Phys. Rev. **139**, A796 (1965); L. Hedin and S. Lundqvist, *Solid State Physics* Vol. 23, eds. H. Ehrenreich, F. Seitz, and D. Turnbull (Academic, New York, 1969).
- [59] M. van Schilfgaarde, T. Kotani, and S. V. Faleev, *Adequacy of Approximations in GW Theory*, Phys. Rev. B **74**, 245125 (2006).
- [60] T. Miyake and F. Aryasetiawan, *Screened Coulomb Interaction in the Maximally Localized Wannier Basis*, Phys. Rev. B **77**, 085122 (2008).
- [61] T. Inoshita, S. Takemoto, T. Tada, and H. Hosono, *Surface Electron States on the Quasi-Two-Dimensional Excess-Electron Compounds Ca_2N and Y_2C* , Phys. Rev. B **95**, 165430 (2017).
- [62] T. L. Hughes, E. Prodan, and B. A. Bernevig, *Inversion-symmetric topological insulators*, Phys. Rev. B **83**, 245132 (2011).
- [63] D. Vanderbilt and R. D. King-Smith, *Electric polarization as a bulk quantity and its relation to surface charge*, Phys. Rev. B **48**, 4442 (1993).
- [64] H. Rassaerts, H. Nowotny, G. Vinek, and F. Benesovsky, *Zum System Scandium-Kohlenstoff. I. Mitt*, Monatshefte Für Chem. - Chem. Mon. **98**, 460 (1967).
- [65] V. R. Sidorko, L. V. Goncharuk, O. V. Gordiychuk, and R. V. Antonchenko, *Thermodynamic Properties of Scandium Carbides*, J. Alloys Compd. **228**, 159 (1995).
- [66] E. A. Juarez-Arellano, B. Winkler, S. C. Vogel, A. Senyshyn, D. R. Kammler, and M. Avalos-Borja, *In Situ Observation of the Reaction of Scandium and Carbon by Neutron Diffraction*, J. Alloys Compd. **509**, 1 (2011).
- [67] B. Eisenmann and K. Deller, *Zur Kenntnis Der Erdalkaliantimonide Und -Wismutide Sr_2Bi , Ba_2Sb , Sr_5Bi_3 , Ba_5Sb_3 Und Ba_5Bi_3 / On the Earth-Alkali-Antimonides and Bismutides Sr_2Bi , Ba_2Sb , Sr_5Bi_3 , Ba_5Sb_3 and Ba_5Bi_3* , Z. Für Naturforschung B **30**, 66 (2014).
- [68] G. S. Marek, S. I. Troyanov, V. I. Tsirel'nikov, *Crystal Structure and Thermodynamic Characteristics of Monobromides of Zirconium and Hafnium*, Zhurnal Neorganicheskoy Khimii **24**, 890 (1979).
- [69] H. Mattausch, A. Simon, N. Holzer, and R. Eger, *Monohalogenide Der Lanthanoide [1]*, Z. Für Anorg. Allg. Chem. **466**, 7 (1980).
- [70] M. Kikuchi, S. Nagakura, S. Oketani, *Crystal Structures of Transition Metal Carbides*, Tetsu-to-Hagané (in Japanese) **57**, 1009 (1971).