

COMPARISON OF TWO NOTIONS OF SUBHARMONICITY ON NON-ARCHIMEDEAN CURVES

VERONIKA WANNER

ABSTRACT. We show that a continuous function on the analytification of a smooth proper algebraic curve over a non-archimedean field is subharmonic in the sense of Thuillier if and only if it is psh, i.e. subharmonic in the sense of Chambert-Loir and Ducros. This equivalence implies that the property psh for continuous functions is stable under pullback with respect to morphisms of curves. Furthermore, we prove an analogue of the monotone regularization theorem on the analytification of \mathbb{P}^1 and Mumford curves using this equivalence.

MSC: Primary 32P05; Secondary 14G22, 14T05, 32O5, 32U40

Keywords: Subharmonic functions, Superforms, Berkovich spaces, Tropical geometry

CONTENTS

1. Introduction	1
2. Preliminaries on Thuillier's notion of subharmonic functions	4
3. Preliminaries on subharmonic functions in the sense of Chambert-Loir and Ducros	6
4. Comparison of the two notions of subharmonic functions	15
5. Stability under pullback and a regularization theorem	28
References	31

1. INTRODUCTION

Potential theory studies subharmonic functions and is a very old area of mathematics, which originates in the 18th century. This theory, and so in particular the theory of subharmonic functions, can be extended to non-archimedean analytic geometry. This is for example done by Baker and Rumely in [BR10] for the non-archimedean projective line and by Thuillier in [Thu05] for general curves. One is interested to develop this theory for non-archimedean spaces also in higher dimensions, i.e. to develop a pluripotential theory analogue to the classical one. Ideas and concepts from pluripotential theory have been already introduced into the theory of non-archimedean analytic spaces by several authors as Zhang [Zha93], Boucksom, Favre, and Jonsson [BFJ12], Chambert-Loir and Ducros [CD12], and Gubler and Künnemann [GK14, GK15]. For example, Chambert-Loir and Ducros defined in [CD12] plurisubharmonic functions with the help of their real-valued differential forms and currents on Berkovich spaces. Plurisubharmonicity is more precisely characterized by positivity of a special current corresponding to the given function. Their definition of plurisubharmonicity is analogous to the one in classical

The author was supported by the collaborative research center SFB 1085 'Higher Invariants' funded by the Deutsche Forschungsgemeinschaft.

complex analysis. As Thuillier's notion in the one dimensional case, their notion is locally analytic and works without any hypotheses on the characteristic. Furthermore, they introduced the Monge-Ampère measure for plurisubharmonic functions that are locally approximable by smooth plurisubharmonic functions. This is a partial analogue of the complex Bedford-Taylor theory. One would desire an analogue of this whole theory, and also a monotone regularization theorem in this setting would be worthwhile. Moreover, we do not know if the notion of plurisubharmonicity is stable under pullback.

The subharmonic functions defined by Thuillier satisfy all required properties (cf. [Thu05, §3.2]). In this present work, we will show that for a continuous function on the analytification of a smooth proper algebraic curve his notion coincides with the one by Chambert-Loir and Ducros.

Let K be an algebraically closed, complete, non-archimedean, non-trivially valued field and X be a smooth algebraic curve over K with Berkovich analytification X^{an} . In Section 2, we summarize Thuillier's theory of subharmonic functions on open subsets of the analytification X^{an} . As in the complex potential theory, we use harmonic functions to define subharmonic functions. The definition of harmonic functions is related to skeletons of strictly affinoid domains. For every strictly affinoid domain Y and every strictly semistable formal model \mathcal{Y} of Y , which always exists by the semistable reduction theorem, one obtains a finite graph $S(\mathcal{Y})$ in Y with a retraction map $\tau_{\mathcal{Y}}: Y \rightarrow S(\mathcal{Y})$. Thuillier has introduced in [Thu05] harmonic functions as continuous functions such that for every strictly affinoid domain Y and every strictly semistable formal model \mathcal{Y} of Y , we have $f|_Y = F \circ \tau_{\mathcal{Y}}$ for a piecewise affine function F on $S(\mathcal{Y})$ such that the sum of outgoing slopes is zero everywhere in $S(\mathcal{Y}) \setminus \partial Y$ for the Berkovich boundary ∂Y of Y . An upper semi-continuous function $f: W \rightarrow [-\infty, \infty)$ on an open subset W of X^{an} is then called *subharmonic* if and only if for every strictly affinoid domain Y in W and every harmonic function h on Y with $f \leq h$ on ∂Y , we have $f \leq h$ on Y . In [Thu05], there is also a notion of smooth functions which we call *lisse* (to distinct them from those defined by Chambert-Loir and Ducros). For every lisse function f , Thuillier defined a measure $dd^c f$ on W that is positive if and only if f is subharmonic. He showed that all the properties of subharmonic functions one would expect from the complex potential theory are satisfied. In particular, he verified the stability under pullback (see Proposition 2.6) and proved a version of the monotone regularization theorem with lisse subharmonic functions (see Proposition 2.8).

In Section 3, we define plurisubharmonic functions in the sense of Chambert-Loir and Ducros on the analytification of an arbitrary algebraic variety X of dimension n over K . In the following, we just say psh. To do this, we will first recall the sheaf of smooth differential forms $\mathcal{A}_X^{p,q}$ on X^{an} with the differential operators d' and d'' . For an open subset W of X^{an} , we use the notation $\mathcal{A}_{X,c}^{p,q}(W)$ for the sections of $\mathcal{A}_X^{p,q}(W)$ with compact support in W . Every form $\omega \in \mathcal{A}_{X,c}^{n,n}(W)$ defines a unique signed Radon measure with compact support on W , which we denote by μ_{ω} (see Proposition 3.13) and write $\int_W f \wedge \omega := \int_W f d\mu_{\omega}$. Hence, every continuous function $f: W \rightarrow \mathbb{R}$ on an open subset W of X^{an} leads to a current on $\mathcal{A}_{X,c}^{n-1,n-1}(W)$ given by

$$d' d'' [f](\omega) := \int_W f \wedge d' d'' \omega.$$

In [CD12], a function f is called *psh* if and only if the induced current $d' d'' [f]$ is positive. Furthermore, we recall the definition of the Monge-Ampère measure corresponding to a function that is locally approximable, i.e. it is locally the difference of uniform limits of smooth psh functions. If X is a curve and the Monge-Ampère measure of a function f

is positive, then f is psh. Note that if X is proper and smooth, model functions on X^{an} are lisse, locally approximable and the Monge-Ampère measure $\text{MA}(f)$ coincides with Thuillier's measure $dd^c f$, which follows from results of Chambert-Loir–Ducros and Katz–Rabinoff – Zureick-Brown. A definition of model functions can be found in Definition 3.26. These functions and these properties are key ingredients for the proofs in Section 4.

In Section 4, we show the coincidence of the notions of subharmonic and psh for continuous functions on the analytification of algebraic curves. We start by showing in Proposition 4.3 that a lisse subharmonic function is psh. Since the psh functions form a sheaf (see Proposition 3.19), it remains to show the assertion for an open neighborhood of every point. The complicated case is a point of type II. The strategy is to find an open neighborhood such that the lisse function f can be written as an \mathbb{R} -linear combination of model functions. One can deduce that the Monge-Ampère measure of the restriction of f coincides with the measure $dd^c f$ defined by Thuillier since it does for every model function, and the claim follows.

Due to the analogue of Thuillier's monotone regularization theorem (see Proposition 2.8), we get the following theorem.

Theorem 1. Let W be an open subset of X^{an} and $f: W \rightarrow [-\infty, \infty)$ be a subharmonic function, then f is psh.

We continue in Section 4 by proving the other implication for continuous functions, i.e. the following theorem.

Theorem 2. Let W be an open subset of X^{an} and $f: W \rightarrow \mathbb{R}$ be a continuous function. If f is psh, then f is subharmonic.

To obtain this result, we first show in Lemma 4.6 that for every non-subharmonic function f , there has to be a specific non-negative model function g with compact support such that $\int f \text{MA}(g) = \int f dd^c g < 0$. The proof of the theorem is by contradiction, and we assume that such a function g exists. We approximate g by non-negative smooth functions g_k with compact support such that $\int f d\text{MA}(g) = \lim_{k \rightarrow \infty} \int f \wedge d'd''g_k$. Since f is psh, the left hand side of the equation is non-negative, and so f has to be subharmonic. The idea of the construction of these functions g_k is based on [CD12, Proposition 6.3.2] and we explain the modification in several steps.

In Section 5, we give some applications of this coincidence of the two notions of subharmonicity for continuous functions. Since we know that subharmonicity in the sense of Thuillier is stable under pullback (see Proposition 2.6), we can deduce the following corollary from the theorems above.

Corollary 3. Let X, X' be smooth proper algebraic curves over K and $\varphi: W' \rightarrow W$ be a morphism of K -analytic spaces for open subsets $W \subset X^{\text{an}}$ and $W' \subset (X')^{\text{an}}$. If a continuous function $f: W \rightarrow \mathbb{R}$ is psh on W , then $\varphi^* f$ is psh on $\varphi^{-1}(W)$.

Furthermore, if X satisfies some certain properties, e.g. X is the projective line or a Mumford curve, we obtain a monotone regularization theorem in the setting of Chambert-Loir and Ducros using the one in Thuillier's setting (see Proposition 2.8). Note that we need all harmonic functions on X^{an} to be smooth in the sense of Chambert-Loir and Ducros to prove the statement.

Corollary 4. Let X be a smooth proper curve over K . If the residue field \tilde{K} is algebraic over a finite field or X is the projective line or a Mumford curve, then every continuous psh function $f: W \rightarrow \mathbb{R}$ on an open subset W of X^{an} is locally psh-approximable. More precisely, the sequences of smooth psh functions can be chosen monotonically decreasing.

Terminology. In this paper, let K be an algebraically closed field endowed with a complete, non-archimedean, non-trivial absolute value $|\cdot|$. We write $\text{val}(K^\times) := -\log |K^\times|$ and $R := \{x \in K \mid |x| \leq 1\}$ with maximal ideal $\mathfrak{m} \subset R$ and residue field $\tilde{K} := R/\mathfrak{m}$. By suitably normalizing the absolute value $|\cdot|$, we may assume that \mathbb{Z} , and so \mathbb{Q} , is contained in $\text{val}(K^\times)$. A variety over K is an irreducible separated reduced scheme of finite type over K and a curve is a 1-dimensional variety over K .

Acknowledgements. The author would like to thank Walter Gubler for very carefully reading drafts of this work and for the helpful discussions. The author is also grateful to Philipp Jell for providing a simplification of the proof of Proposition 4.4 and further useful comments. Finally, the author would like to thank the referee for their very precise report and helpful suggestions.

2. PRELIMINARIES ON THUILLIER'S NOTION OF SUBHARMONIC FUNCTIONS

Let X be a smooth algebraic curve over K and X^{an} be its analytification. In this section, we define subharmonic functions in the sense of Thuillier on X^{an} and give some properties of these functions. Subharmonic functions are defined with the help of harmonic functions as in the complex case. We therefore recall the definition of harmonic functions on strictly affinoid domains from [Thu05, §2.3]. For this definition, one needs the skeleton $S(\mathcal{Y})$ corresponding to a strictly semistable formal model \mathcal{Y} of a strictly affinoid domain Y , which has the structure of a finite graph.

Furthermore, we study lisse (subharmonic) functions, which are crucial for the proofs in Section 4. These functions are Thuillier's smooth functions, but note that they are totally different from those smooth functions introduced by Chambert-Loir and Ducros, which we define in Section 3. Hence, we use the term lisse instead of smooth here.

Definition 2.1. A *semistable R -curve* is an integral admissible formal R -curve \mathcal{Y} whose special fiber has only ordinary double points as singularities. A semistable R -curve is called *strictly semistable* if in addition the irreducible components of the special fiber are smooth. Let Y be a *strictly analytic domain* in X^{an} , i.e. a subset that has a locally finite covering by strictly affinoid domains, then we say that \mathcal{Y} is a (*strictly*) *semistable formal model* of Y if \mathcal{Y} is a (strictly) semistable proper formal R -curve with generic fiber \mathcal{Y}_η isomorphic to Y .

Definition 2.2. Let \mathcal{Y} be a strictly semistable proper formal R -curve, then there is a corresponding closed subset $S(\mathcal{Y})$ of the generic fiber \mathcal{Y}_η consisting of points of type II and III (see [Ber90, §1.4.4] for the classification of points) that has the structure of a finite metric graph and has a canonical retraction map $\tau_{\mathcal{Y}}: \mathcal{Y}_\eta \rightarrow S(\mathcal{Y})$ (cf. [Thu05, Théorème 2.2.10] or [BPR13, Chapter 3 & 5]). We call $S(\mathcal{Y})$ the *skeleton* of \mathcal{Y} and the canonical metric is called the *skeletal metric*. Note that the irreducible components of the special fiber of \mathcal{Y} correspond to vertices, which are all of type II, and the points in the intersection of two irreducible components correspond to the edges joining the two vertices. For every edge e of $S(\mathcal{Y})$, we have an isometry $\alpha_e: [a, b] \rightarrow e$ for a closed real interval $[a, b]$. A *piecewise affine function* on $S(\mathcal{Y})$ is a continuous function $F: S(\mathcal{Y}) \rightarrow \mathbb{R}$ such that $F|_e \circ \alpha_e$ is piecewise affine for every edge e of $S(\mathcal{Y})$. We can define the *outgoing slope* of a piecewise affine function F on $S(\mathcal{Y})$ at a point $x \in S(\mathcal{Y})$ along a tangent direction v_e at x corresponding to an adjacent edge e as

$$d_{v_e} F(x) := \lim_{\varepsilon \rightarrow 0} (F|_e \circ \alpha_e)'(\alpha_e^{-1}(x) + \varepsilon).$$

One obtains a finite measure on X^{an} by

$$dd^c F := \sum_{x \in S(\mathcal{Y})} \left(\sum_{v_e} d_{v_e} F(x) \right) \delta_x,$$

where e is running over all edges in $S(\mathcal{Y})$ at x . Note that $\sum_{v_e} d_{v_e} F(x) = 0$ if F is affine in x , and hence the sum is finite. Let S_0 be a finite subset of $S(\mathcal{Y})$. We say that a piecewise affine function F on $S(\mathcal{Y})$ is *harmonic* on $S(\mathcal{Y}) \setminus S_0$, and write $F \in H(S(\mathcal{Y}), S_0)$, if $dd^c F(x) = 0$ for all $x \in S(\mathcal{Y}) \setminus S_0$.

Definition 2.3. i) For a strictly semistable proper formal R -curve \mathcal{Y} , we define

$$H(\mathcal{Y}) := \tau_{\mathcal{Y}}^*(H(S(\mathcal{Y}), \partial \mathcal{Y}_\eta)),$$

where $\partial \mathcal{Y}_\eta$ is the Berkovich boundary (see [Thu05, §2.1.2]) of the generic fiber \mathcal{Y}_η .

ii) Let Y be a strictly affinoid domain in X^{an} . Then there exists a strictly semistable R -curve \mathcal{Y} and an isomorphism $\varphi: Y \rightarrow \mathcal{Y}_\eta$ (see [BL85] and [Thu05, Théorème 2.3.8]), and we define the *harmonic functions* on Y as

$$H(Y) := \varphi^*(H(\mathcal{Y})).$$

Note that the definition is independent of φ and \mathcal{Y} [Thu05, Proposition 2.3.3].

Definition 2.4. Let W be an open subset of X^{an} . Then $f: W \rightarrow [-\infty, \infty)$ is called *subharmonic* if f is upper semi-continuous, $f \not\equiv -\infty$ on every connected component of W and for every strictly K -affinoid domain Y in W and every harmonic function h on Y , we have

$$(f|_{\partial Y} \leq h|_{\partial Y}) \Rightarrow (f|_Y \leq h).$$

We recall some important properties of subharmonic functions from [Thu05, §3].

Proposition 2.5. *The subharmonic functions form a sheaf on X^{an} .*

Proof. See [Thu05, Corollaire 3.1.13]. □

Proposition 2.6. *Let X, X' be smooth algebraic curves, $\varphi: (X')^{\text{an}} \rightarrow X^{\text{an}}$ be a morphism of K -analytic spaces and W be an open subset of X^{an} . If $f: W \rightarrow \mathbb{R}$ is a subharmonic function on W , then $\varphi^* f$ is a subharmonic function on $\varphi^{-1}(W)$.*

Proof. See [Thu05, Proposition 3.1.14]. □

In the following, we define the class of lisse functions using the characterization in [Thu05, Proposition 3.2.4]. Note that we can replace compact strictly analytic domains by strictly affinoid domains looking at the proof of [Thu05, Proposition 3.2.4] and using [Thu05, Proposition 3.2.2].

Definition 2.7. Let W be an open subset of X^{an} . A function $f: W \rightarrow \mathbb{R}$ is called *lisse* if for every strictly affinoid domain $Y \subset W$, there exists a strictly semistable formal R -curve \mathcal{Y} such that $Y = \mathcal{Y}_\eta$ and $f|_Y = F \circ \tau_{\mathcal{Y}}$ for a piecewise affine function F on $S(\mathcal{Y})$.

Proposition 2.8. *Let W be an open subset of X^{an} and f a subharmonic function on W . For every relatively compact open subset W' of W , there is a decreasing net $\langle f_j \rangle$ of lisse subharmonic functions converging pointwise to f on W' .*

Proof. See [Thu05, Théorème 3.4.2]. □

Definition 2.9. Let W be an open subset of X^{an} and $f: W \rightarrow \mathbb{R}$ be a lisse function on W , then we denote by $dd^c f$ the unique real measure on W that

- i) has discrete support contained in the set of type II and III points of X^{an} , and
- ii) coincides with $dd^c F$ on Y whenever $f = F \circ \tau_Y$ on a strictly affinoid domain $Y = \mathcal{Y}_\eta$ in W .

This measure exists and is unique by [Thu05, Théorème 3.2.10].

With the help of this operator dd^c , one can define harmonic functions on open subsets in the Berkovich topology (see [Thu05, Corollaire 3.2.11]).

Definition 2.10. A function $f: W \rightarrow \mathbb{R}$ on an open subset W of X^{an} is called *harmonic* if f is lisse and $dd^c f = 0$. Harmonic functions form a sheaf on X^{an} , which we denote by \mathcal{H}_X .

This measure leads also to a further way to decide whether a lisse function is subharmonic or not.

Proposition 2.11. *A lisse function $f: W \rightarrow \mathbb{R}$ is subharmonic if and only if $dd^c f \geq 0$.*

Proof. See [Thu05, Proposition 3.4.4]. □

Proposition 2.12. *Let Y be a connected strictly affinoid domain in X^{an} and $x \in Y \setminus \partial Y$ be a point of type II or III. Then there exists a unique lisse function g_x^Y on X^{an} such that*

- i) g_x^Y is strictly positive on $Y \setminus \partial Y$ and equal to zero on $\partial Y \cup X^{\text{an}} \setminus Y$;
- ii) $dd^c g_x^Y$ is supported on $\partial Y \cup \{x\}$ with $dd^c g_x^Y = -\delta_x$ in a neighborhood of x ;
- iii) for every harmonic function h on Y we have

$$(2.1) \quad h(x) = \int_{\partial Y} h \, dd^c g_x^Y.$$

Proof. See [Thu05, Proposition 3.3.7 & Corollaire 3.3.9]. □

Corollary 2.13. *Let W be an open subset of X^{an} . A continuous function $f: W \rightarrow \mathbb{R}$ is subharmonic if and only if for every connected strictly affinoid domain $Y \subset W$ and every point $x \in Y \setminus \partial Y$ of type II or III, we have*

$$\int_W f \, dd^c g_x^Y \geq 0.$$

Proof. Consider a strictly affinoid domain Y in W and a harmonic function f on Y with $f \leq h$ on ∂Y . As explained in [Thu05, Remarque 3.1.10], we may assume $f = h$ on ∂Y , and without loss of generality Y is connected. For every $x \in Y \setminus \partial Y$ of type II or III, Equation (2.1) implies that

$$\int_W f \, dd^c g_x^Y = \int_{\partial Y} f \, dd^c g_x^Y - f(x) = \int_{\partial Y} h \, dd^c g_x^Y - f(x) = h(x) - f(x).$$

Hence, we have $\int_W f \, dd^c g_x^Y \geq 0$ for every type II or III point in Y if and only if $h(x) \geq f(x)$ for every type II or III point in Y . Since f and h are continuous and the type II and III points are dense, the last is equivalent to $h - f \geq 0$ on Y . □

3. PRELIMINARIES ON SUBHARMONIC FUNCTIONS IN THE SENSE OF CHAMBERT-LOIR AND DUCROS

In this section, let X be an n -dimensional algebraic variety over K . We define psh functions on open subsets of X^{an} in the sense of Chambert-Loir and Ducros [CD12]. For the definition of psh functions, we need the sheaf of smooth real-valued differential forms on Berkovich analytic spaces introduced by them. We follow [Gub16] for the definition of

these forms $\mathcal{A}_X^{p,q}$ on the analytification X^{an} of an algebraic variety X . One can also define currents which are linear functionals on $\mathcal{A}_{X,c}^{p,q}(W)$ for an open subset W of X^{an} satisfying a continuity property, where $\mathcal{A}_{X,c}^{p,q}(W)$ denotes the sections of $\mathcal{A}_X^{p,q}(W)$ with compact support. We refer to [CD12, §4.2] or [Gub16, §6] for the precise definition of currents. Subsequently, we will give a definition of the Monge-Ampère measure corresponding to locally approximable functions, and give some properties of it. These properties are needed in Section 4 for the proofs of our main theorems.

We start with recalling (p, q) -superforms on open subsets of \mathbb{R}^r , which were originally defined by Lagerberg in [Lag12]. This theory of superforms leads to superforms on polyhedral complexes developed in [CD12]. With the help of the theorem of Bieri-Groves one can define real-valued differential forms on X^{an} .

Definition 3.1. i) For an open subset $U \subset \mathbb{R}^r$ denote by $\mathcal{A}^p(U)$ the space of smooth real differential forms of degree p . The space of *superforms of bidegree* (p, q) on U is defined as

$$\mathcal{A}^{p,q}(U) := \mathcal{A}^p(U) \otimes_{C^\infty(U)} \mathcal{A}^q(U) = \mathcal{A}^p(U) \otimes_{\mathbb{R}} \Lambda^q \mathbb{R}^{r*} = \Lambda^p \mathbb{R}^{r*} \otimes_{\mathbb{R}} \mathcal{A}^q(U).$$

ii) There are *differential operators*

$$d' : \mathcal{A}^{p,q}(U) = \mathcal{A}^p(U) \otimes_{\mathbb{R}} \Lambda^q \mathbb{R}^{r*} \rightarrow \mathcal{A}^{p+1}(U) \otimes_{\mathbb{R}} \Lambda^q \mathbb{R}^{r*} = \mathcal{A}^{p+1,q}(U)$$

$$d'' : \mathcal{A}^{p,q}(U) = \Lambda^p \mathbb{R}^{r*} \otimes_{\mathbb{R}} \mathcal{A}^q(U) \rightarrow \Lambda^p \mathbb{R}^{r*} \otimes_{\mathbb{R}} \mathcal{A}^{q+1}(U) = \mathcal{A}^{p,q+1}(U)$$

that are given by $D \otimes (-1)^q \text{id}$ and $(-1)^p \text{id} \otimes D$, where D is the usual exterior derivative.

iii) There is a wedge product

$$\begin{aligned} \wedge : \mathcal{A}^{p,q}(U) \times \mathcal{A}^{p',q'}(U) &\rightarrow \mathcal{A}^{p+p',q+q'}(U), \\ (\alpha \otimes \psi, \beta \otimes \nu) &\mapsto (-1)^{p'q} \alpha \wedge \beta \otimes \psi \wedge \nu, \end{aligned}$$

that is, up to sign, induced by the usual wedge product.

iv) We have the following canonical involution $J : \mathcal{A}^{p,q}(U) \rightarrow \mathcal{A}^{q,p}(U)$ given by

$$\alpha = \sum_{I,J} \alpha_{IJ} d'x_I \wedge d''x_J \mapsto (-1)^{pq} \sum_{I,J} \alpha_{IJ} d'x_J \wedge d''x_I,$$

where $d'x_I \wedge d''x_J := (dx_{i_1} \otimes \dots \otimes dx_{i_p}) \otimes_{\mathbb{R}} (dx_{j_1} \otimes \dots \otimes dx_{j_q})$ for $I = \{i_1, \dots, i_p\}$ and $J = \{j_1, \dots, j_q\}$.

For all p, q the functor $U \mapsto \mathcal{A}^{p,q}(U)$ defines a sheaf on \mathbb{R}^r and we have $\mathcal{A}^{p,q} = 0$ if $\max(p, q) > r$.

Definition 3.2. i) A *polyhedron* in \mathbb{R}^r is the intersection of finitely many half-spaces $H_i := \{w \in \mathbb{R}^r \mid \langle u_i, w \rangle \leq c_i\}$ with $u_i \in \mathbb{R}^{r*}$ and $c_i \in \mathbb{R}$.

ii) A *polyhedral complex* \mathcal{C} in \mathbb{R}^r is a finite set of polyhedra in \mathbb{R}^r satisfying the following two properties:

- (a) If τ is a closed face of a polyhedra $\sigma \in \mathcal{C}$, then $\tau \in \mathcal{C}$.
- (b) If $\sigma, \tau \in \mathcal{C}$, then $\sigma \cap \tau$ is a closed face of both.

Definition 3.3. Let \mathcal{C} be a polyhedral complex in \mathbb{R}^r .

- i) We say that \mathcal{C} is of *dimension* d if the maximal dimension of its polyhedra is d . A polyhedral complex \mathcal{C} is called *pure dimensional of dimension* d if every maximal polyhedron in \mathcal{C} has dimension d .
- ii) The *support* $|\mathcal{C}|$ of \mathcal{C} is the union of all polyhedra in \mathcal{C} .
- iii) For $\sigma \in \mathcal{C}$, we denote by $\text{relint}(\sigma)$ the relative interior of σ , by \mathbb{A}_σ the affine space that is spanned by σ and by \mathbb{L}_σ the corresponding linear subspace of \mathbb{R}^r .

Definition 3.4. Let \mathcal{C} be a polyhedral complex and Ω be an open subset of $|\mathcal{C}|$. Then a *superform* $\alpha \in \mathcal{A}^{p,q}(\Omega)$ of bidegree (p, q) on Ω is given by a superform $\alpha' \in \mathcal{A}^{p,q}(V)$ where V is an open subset of \mathbb{R}^r with $V \cap |\mathcal{C}| = \Omega$. Two forms $\alpha' \in \mathcal{A}^{p,q}(V)$ and $\alpha'' \in \mathcal{A}^{p,q}(W)$ with $V \cap |\mathcal{C}| = W \cap |\mathcal{C}| = \Omega$ define the same form in $\mathcal{A}^{p,q}(\Omega)$ if we have for each $\sigma \in \mathcal{C}$

$$\langle \alpha'(x); v_1, \dots, v_p, w_1, \dots, w_q \rangle = \langle \alpha''(x); v_1, \dots, v_p, w_1, \dots, w_q \rangle$$

for all $x \in \sigma \cap \Omega$, $v_1, \dots, v_p, w_1, \dots, w_q \in \mathbb{L}_\sigma$. If this is true, we say that the restrictions $\alpha'|_\sigma$ and $\alpha''|_\sigma$ agree. If $\alpha \in \mathcal{A}^{p,q}(\Omega)$ is given by $\alpha' \in \mathcal{A}^{p,q}(V)$, we write

$$\alpha'|_\Omega = \alpha.$$

Remark 3.5. Let $F: \mathbb{R}^{r'} \rightarrow \mathbb{R}^r$ be an affine map. If \mathcal{C}' is a polyhedral complex of $\mathbb{R}^{r'}$ and \mathcal{C} a polyhedral complex of \mathbb{R}^r with $F(|\mathcal{C}'|) \subset |\mathcal{C}|$, then the pullback $F^*: \mathcal{A}^{p,q}(|\mathcal{C}|) \rightarrow \mathcal{A}^{p,q}(|\mathcal{C}'|)$ is well-defined and compatible with the differential operators d' and d'' . In particular, we have the operators d' and d'' on $\mathcal{A}^{p,q}(|\mathcal{C}'|)$ given by the restriction of the corresponding operators on $\mathcal{A}^{p,q}(\mathbb{R}^r)$.

Definition 3.6. We set $\mathbb{G}_m^r := \text{Spec } K[T_1^{\pm 1}, \dots, T_r^{\pm 1}]$. Recall that its Berkovich analytification $\mathbb{G}_m^{r,\text{an}}$ is the set of all multiplicative seminorms on $K[T_1^{\pm 1}, \dots, T_r^{\pm 1}]$ extending the given absolute value $|\cdot|$ on K endowed with the coarsest topology such that $\mathbb{G}_m^{r,\text{an}} \rightarrow \mathbb{R}; \rho \mapsto \rho(f)$ is continuous for every $f \in K[T_1^{\pm 1}, \dots, T_r^{\pm 1}]$. We define

$$\text{trop}: \mathbb{G}_m^{r,\text{an}} \rightarrow \mathbb{R}^r; \rho \mapsto (-\log(\rho(T_1)), \dots, -\log(\rho(T_r))).$$

Note that trop is a proper map in the sense of topological spaces.

Let U be an open affine subset of X and let $\varphi: U \rightarrow \mathbb{G}_m^r$ be a closed embedding, then we set $\varphi_{\text{trop}} := \text{trop} \circ \varphi^{\text{an}}$ and $\text{Trop}_\varphi(U) := \varphi_{\text{trop}}(U^{\text{an}})$.

Theorem 3.7 (Bieri-Groves). *For every open affine subset U of X and every closed embedding $\varphi: U \rightarrow \mathbb{G}_m^r$, the set $\text{Trop}_\varphi(U)$ is the support of an \mathbb{R} -affine polyhedral complex of pure dimension $n = \dim(X)$.*

Proof. See [BG84, Theorem A]. □

Definition 3.8. Let U, U' be open affine subsets of X and $\varphi: U \rightarrow \mathbb{G}_m^r$ and $\varphi': U' \rightarrow \mathbb{G}_m^{r'}$ be closed embeddings. We say that φ' *refines* φ if $U' \subset U$ and there is an affine homomorphism (i.e. group homomorphism composed with a multiplicative translation) $\psi: \mathbb{G}_m^{r'} \rightarrow \mathbb{G}_m^r$ of multiplicative tori such that $\varphi = \psi \circ \varphi'$. This homomorphism induces an integral affine map $\text{Trop}(\psi): \mathbb{R}^{r'} \rightarrow \mathbb{R}^r$ such that $\varphi_{\text{trop}} = \text{Trop}(\psi) \circ \varphi'_{\text{trop}}$.

We call an open affine subset U of X *very affine* if $\mathcal{O}(U)$ is generated as a K -algebra by $\mathcal{O}(U)^\times$. If U is very affine, then there exists a canonical (up to multiplicative translation) closed embedding $\varphi_U: U \rightarrow \mathbb{G}_m^r$ which refines all other closed embeddings $\varphi: U \rightarrow \mathbb{G}_m^{r'}$ (see [Gub16, 4.12]). For the canonical embedding φ_U , we use the notations $\text{trop}_U := (\varphi_U)_{\text{trop}}$ and $\text{Trop}(U) := \text{trop}_U(U^{\text{an}})$.

Definition 3.9. Let W be an open subset of X^{an} . A *tropical chart* (V, φ_U) of W consists of the canonical closed embedding $\varphi_U: U \rightarrow \mathbb{G}_m^r$ of a very affine open subset U of X and an open subset V of W that is of the form $V = \text{trop}_U^{-1}(\Omega)$ for an open subset Ω of $\text{Trop}(U)$.

We say that $(V', \varphi_{U'})$ is a *tropical subchart* of (V, φ_U) if $V' \subset V$ and $U' \subset U$. In this situation, $\varphi_{U'}$ refines φ_U .

Remark 3.10. Theorem 3.7 allows us to consider a superform $\alpha \in \mathcal{A}_{\text{Trop}(U)}^{p,q}(\text{trop}_U(V))$ for a tropical chart (V, φ_U) of X^{an} . Let $(V', \varphi_{U'})$ be another tropical chart of X^{an} ,

then $(V \cap V', \varphi_{U \cap U'})$ is a tropical subchart of both by [Gub16, Proposition 4.16] with $\varphi_{U \cap U'} = \varphi_U \times \varphi_{U'}$. We get a canonical homomorphism $\psi_{U, U \cap U'}: \mathbb{G}_m^{r+r'} \rightarrow \mathbb{G}_m^r$ of the underlying tori with

$$\varphi_U = \psi_{U, U \cap U'} \circ \varphi_{U \cap U'}$$

on $U \cap U'$ and an associated affine map $\text{Trop}(\psi_{U, U \cap U'}): \mathbb{R}^{r+r'} \rightarrow \mathbb{R}^r$ such that

$$\text{trop}_U = \text{Trop}(\psi_{U, U \cap U'}) \circ \text{trop}_{U \cap U'}$$

and the tropical variety $\text{Trop}(U \cap U')$ is mapped onto $\text{Trop}(U)$ (see [Gub16, 5.1]). We define the *restriction* of α to $\text{trop}_{U \cap U'}(V \cap V')$ as

$$\text{Trop}(\psi_{U, U \cap U'})^* \alpha \in \mathcal{A}_{\text{Trop}(U \cap U')}^{p,q}(\text{trop}_{U \cap U'}(V \cap V'))$$

and write $\alpha|_{V \cap V'}$.

Definition 3.11. Let X be an algebraic variety over K and W be an open subset of X^{an} . An element of $\mathcal{A}_X^{p,q}(W)$ is given by a family $(V_i, \varphi_{U_i}, \alpha_i)_{i \in I}$ such that

- i) for all $i \in I$ the pair (V_i, φ_{U_i}) is a tropical chart and $W = \bigcup_{i \in I} V_i$;
- ii) for all $i \in I$ we have $\alpha_i \in \mathcal{A}_{\text{Trop}(U_i)}^{p,q}(\text{trop}_{U_i}(V_i))$;
- iii) for all $i, j \in I$ the restrictions $\alpha_i|_{V_i \cap V_j} = \alpha_j|_{V_i \cap V_j}$ agree;

If α' is another differential form of bidegree (p, q) on W given by a triple $(V'_j, \varphi_{U'_j}, \alpha'_j)_{j \in J}$, then we consider α and α' as the same differential form if and only if

$$\alpha_i|_{V_i \cap V'_j} = \alpha'_j|_{V_i \cap V'_j}$$

for every $i \in I$ and $j \in J$.

Then $W \mapsto \mathcal{A}_X^{p,q}(W)$ defines a sheaf on X^{an} , which we denote by $\mathcal{A}_X^{p,q}$ and we write $\mathcal{A}_{X,c}^{p,q}(W)$ for the sections with compact support in W . If the space of definition is clear, we often just use the notations $\mathcal{A}^{p,q}$ and $\mathcal{A}_c^{p,q}$. By Theorem 3.7, we have $\mathcal{A}_X^{p,q} = 0$ if $\max(p, q) > n = \dim(X)$.

The differentials d' and d'' and the wedge product carry over. Moreover, for every open subset W of X^{an} there is a non-trivial integration map $\int: \mathcal{A}_c^{n,n}(W) \rightarrow \mathbb{R}$ which is compatible with pullback.

Note that smooth differential forms of bidegree $(0, 0)$ are well-defined continuous functions.

Definition 3.12. Let W be an open subset of X^{an} . A function $f: W \rightarrow \mathbb{R}$ is called *smooth* if $f \in \mathcal{A}^{0,0}(W)$. We use the notations $C^\infty(W) := \mathcal{A}^{0,0}(W)$ and $C_c^\infty(W) := \mathcal{A}_c^{0,0}(W)$.

Next to $(0, 0)$ -forms, we also work a lot with (n, n) -forms. It is important to know the following fact about these forms.

Proposition 3.13. *Let W be an open subset of X^{an} and $\alpha \in \mathcal{A}^{n,n}(W)$. Then there is a unique signed Radon measure μ_α on W such that $\int_W f d\mu_\alpha = \int_W f \alpha$ for every $f \in C_c^\infty(W)$. If α has compact support on W , so has μ_α and $|\mu_\alpha|(W) < \infty$.*

Proof. See [Gub16, Proposition 6.8]. □

Definition 3.14. Let U be an open subset of \mathbb{R}^r . A superform $\alpha \in \mathcal{A}^{p,p}(U)$ is called *strongly positive* if there exist finitely many superforms $\alpha_{j,s}$ of type $(0, 1)$ and non-negative smooth functions f_s on U such that

$$\alpha = \sum_s f_s \alpha_{1,s} \wedge J(\alpha_{1,s}) \wedge \dots \wedge \alpha_{p,s} \wedge J(\alpha_{p,s}).$$

Let \mathcal{C} be a polyhedral complex and Ω an open subset of $|\mathcal{C}|$. A superform $\alpha \in \mathcal{A}^{p,p}(\Omega)$ is called *strongly positive* if there is a polyhedral decomposition of \mathcal{C} such that the restriction of α to $\text{relint}(\sigma) \cap \Omega$ is strongly positive for every polyhedron $\sigma \in \mathcal{C}$.

For an open subset W of X^{an} , a smooth form $\omega \in \mathcal{A}^{p,p}(W)$ is called *strongly positive* if for every point x in W there is a tropical chart (V, φ_U) with $x \in V$ such that $\omega = \alpha \circ \text{trop}_U$ on V for a strongly positive form $\alpha \in \mathcal{A}_{\text{Trop}(U)}^{p,p}(\text{trop}_U(V))$.

Note that for forms of type $(0,0)$, $(1,1)$, $(n-1, n-1)$ and (n,n) the notion of strongly positivity defined here coincides with the other positivity notions from [CD12, §5.1]. Thus, we just say that a smooth form ω in $\mathcal{A}^{p,p}(W)$ is *positive* if it is of one of these types and it is strongly positive.

A smooth function f is (strongly) positive as a form if and only if $f \geq 0$.

Definition 3.15. Let W be an open subset of X^{an} . We call a function $f: W \rightarrow [-\infty, \infty]$ *locally integrable* if f is integrable with respect to every measure μ_α associated to a form $\alpha \in \mathcal{A}_c^{n,n}(W)$. We write $\int_W f \wedge \alpha := \int_W f d\mu_\alpha$.

Then for every locally integrable (e.g. continuous) function $f: W \rightarrow [-\infty, \infty]$ one can define a current in the sense of [CD12, §4.2] by

$$d'd''[f]: \mathcal{A}_c^{n-1, n-1}(W) \rightarrow \mathbb{R}, \quad \alpha \mapsto \int_W f \wedge d'd''\alpha.$$

Definition 3.16. Let W be an open subset of X^{an} . A locally integrable function $f: W \rightarrow [-\infty, \infty)$ is called *psh* if f is upper semi-continuous and $d'd''[f]$ is a positive current, i.e. $d'd''[f](\omega) \geq 0$ for all positive forms $\omega \in \mathcal{A}_c^{n-1, n-1}(W)$.

Note that we do not require that a psh function has to be continuous, contrary to [CD12, Définition 5.5.1].

Proposition 3.17. *Let W be a paracompact open subset of X^{an} and $(V_i)_{i \in I}$ be an open covering of W . Then there are smooth non-negative functions $(\eta_j)_{j \in J}$ with compact support on W such that*

- i) the family $(\text{supp}(\eta_j))_{j \in J}$ is locally finite on W ;*
- ii) we have $\sum_{j \in J} \eta_j \equiv 1$ on W ;*
- iii) for every $j \in J$, there is a $i(j) \in I$ such that $\text{supp}(\eta_j) \subset V_{i(j)}$.*

We call $(\eta_j)_{j \in J}$ a *partition of unity subordinated to the open covering $(V_i)_{i \in I}$* .

Proof. See [Gub16, Proposition 5.10]. □

Remark 3.18. Note that every open subset W of X^{an} is paracompact if X is a curve [Ber90, Theorem 4.2.1 & 4.3.2].

Proposition 3.19. *The psh functions form a sheaf on X^{an} .*

Proof. Let W be an open subset of X^{an} and $(W_i)_{i \in I}$ be an open covering of W . Consider a function $f: W \rightarrow [-\infty, \infty)$. If f is psh on W , the restrictions $f|_{W_i}$ are clearly psh for every $i \in I$.

Assume that $f|_{W_i}$ is psh on W_i for every $i \in I$ and show that f is then psh on W . Consider $\omega \in \mathcal{A}_c^{n,n}(W)$ and let V be a paracompact open neighborhood of $\text{supp}(\omega)$ in W , which we can find by [CD12, 2.1.5 & Lemme 2.1.6]. Then $\omega \in \mathcal{A}_c^{n,n}(V)$, the family $(V_i := W_i \cap V)_{i \in I}$ defines an open covering of V and the restrictions $f|_{V_i}$ are psh for every $i \in I$. Let $(\eta_j)_{j \in J}$ be a partition of unity subordinated to the covering $(V_i)_{i \in I}$ (see Proposition 3.17). Then for every $j \in J$, we have $\eta_j \omega \in \mathcal{A}_c^{n,n}(V_{i(j)})$. Since $f|_{V_{i(j)}}$ is psh, the integral $\int_{V_{i(j)}} f \wedge \eta_j \omega$ has to be finite for every $j \in J$. Furthermore, we can write

$\omega = \sum_{j \in J} \eta_j \omega$ on V , where this sum has to be finite as ω has compact support on V . Hence,

$$\int_W f \wedge \omega = \int_V f \wedge \omega = \sum_{j \in J} \int_{V_{i(j)}} f \wedge \eta_j \omega$$

has to be finite as well, i.e. f is locally integrable.

Now, consider a positive form $\omega \in \mathcal{A}_c^{n-1, n-1}(W)$. Again, we work over the paracompact open neighborhood V of $\text{supp}(\omega)$ in W and consider ω as a form in $\mathcal{A}_c^{n-1, n-1}(V)$. As above, we have a partition of unity $(\eta_j)_{j \in J}$ subordinated to the covering $(V_i)_{i \in I}$, and $\omega = \sum_{j \in J} \eta_j \omega$, where the sum is finite since ω has compact support. Then $\eta_j \omega \in \mathcal{A}_c^{n-1, n-1}(V_{i(j)})$ and $\eta_j \omega$ is a positive form for every $j \in J$. Thus,

$$d' d''[f|_V](\omega) = d' d''[f](\sum_j \eta_j \omega) = \sum_j d' d''[f](\eta_j \omega) \geq 0$$

by linearity and the fact that $f|_{V_{i(j)}}$ is psh for every $j \in J$. Since $d' d''[f](\omega) = d' d''[f|_V](\omega)$, the function f is psh on W . \square

Next, we translate a very useful characterization of smooth psh functions from [CD12, Lemme 5.5.3] to our setting.

Proposition 3.20. *Let W be an open subset of X^{an} . A smooth function $f: W \rightarrow \mathbb{R}$ is psh if and only if for every $x \in W$ there is a tropical chart $(V, \varphi_U: U \rightarrow \mathbb{G}_m^r)$ of W with $x \in V$ such that $f = \psi \circ \text{trop}_U$ on V for a smooth function $\psi: \mathbb{R}^r \rightarrow \mathbb{R}$ whose restriction $\psi|_\sigma$ to every polyhedron σ in \mathbb{R}^r with $\sigma \subset \text{trop}_U(V)$ is convex.*

Proof. First, assume that f is psh on W , i.e. $d' d''[f]$ defines a positive current on W . Since f is smooth, we can find for every $x \in W$ a tropical chart $(V, \varphi_U: U \rightarrow \mathbb{G}_m^r)$ in W with $x \in V$ such that $f = \psi \circ \text{trop}_U$ on $V = \text{trop}_U^{-1}(\Omega)$ for a smooth function $\psi: \mathbb{R}^r \rightarrow \mathbb{R}$ and an open subset Ω of $\text{Trop}(U)$. We choose a compact neighborhood B of $\text{trop}_U(x)$ in Ω . Then the preimage $Y := \text{trop}_U^{-1}(B)$ under the proper map trop_U is a compact analytic domain. The restriction of the current $d' d''[f]$ to this compact analytic domain Y is still positive. Applying [CD12, Lemme 5.5.3] to $f = \psi \circ \text{trop}_U: Y \rightarrow \mathbb{R}$, we know that for every polyhedron Δ in \mathbb{R}^r with $\Delta \subset B$ the restriction $\psi|_\Delta$ is convex. Now, let Ω' be an open neighborhood of $\text{trop}_U(x)$ in B and consider the open neighborhood $V' := \text{trop}_U^{-1}(\Omega')$ of x in $\text{trop}_U^{-1}(B)$. Then the pair (V', φ_U) is a tropical chart in W that contains x and $f|_{V'} = \psi \circ \text{trop}_U$, where ψ is smooth. Consider a polyhedron σ in \mathbb{R}^r with $\sigma \subset \Omega' = \text{trop}_U(V')$. Then $\sigma \subset B$, and so $\psi|_\sigma$ is convex.

Next, we assume that there is for every $x \in W$ a tropical chart (V, φ_U) of W with $x \in V$ such that $f = \psi \circ \text{trop}_U$ on V for a function ψ satisfying i) and ii). Our goal is to show that f is psh in a neighborhood of x . As above, we choose a compact neighborhood B of $\text{trop}_U(x)$ in $\text{trop}_U(V)$ and set $Y := \text{trop}_U^{-1}(B)$. Since every polyhedron Δ in \mathbb{R}^r with $\Delta \subset B$ is contained in $\text{trop}_U(V)$, the restriction $\psi|_\Delta$ is convex by ii). Again [CD12, Lemme 5.5.3] tells us that f is psh on the compact analytic domain Y . Choosing (V', φ_U) as above, we obtain a tropical chart of W with $x \in V'$. Due to $V' \subset Y$, the function f is psh on the open neighborhood V' of x . Psh functions form a sheaf by Proposition 3.19, and so the claim follows. \square

Remark 3.21. Let X and X' be algebraic varieties over K , $\varphi: W' \rightarrow W$ a morphism of analytic spaces for open subsets $W \subset X^{\text{an}}$ and $W' \subset (X')^{\text{an}}$, and $f: W \rightarrow [-\infty, \infty)$ a psh function on W . If f is smooth, it follows directly from the definition of smooth functions by Chambert-Loir and Ducros [CD12, 3.1.3] and [Gub16, Proposition 7.2] that $\varphi^* f$ is smooth on $\varphi^{-1}(W)$. Furthermore, [Gub16, Proposition 7.2] and Proposition 3.20

imply that φ^*f is also psh on $\varphi^{-1}(W)$. If f is not smooth, it is not clear whether φ^*f is psh or not. At the end of this paper, we will answer this question positively for a continuous psh function f on an open analytic subset of a smooth proper curve.

We recall the following definitions from [CD12, §5.6].

Definition 3.22. A function $f: W \rightarrow \mathbb{R}$ on an open subset W of X^{an} is called *locally psh-approximable* if every point of W has a neighborhood V in W such that f is the uniform limit of smooth psh functions f_i on V . A function f is *locally approximable* if it is locally the difference of two locally psh-approximable functions. Furthermore, we say that f is *globally psh-approximable* (resp. *globally approximable*) on W if f is a uniform limit (resp. the difference of two uniform limits) of smooth psh functions on W .

Let $f: W \rightarrow \mathbb{R}$ be a locally psh-approximable function, then there exists a unique positive Radon measure $\text{MA}(f)$ on W such that for every open subset $V \subset W$, $g \in C_c^\infty(V)$ and smooth psh functions $f_i \in C^\infty(V)$ converging uniformly to $f|_V$, we have

$$\int_V g \, d\text{MA}(f) = \lim_{i \rightarrow \infty} \int_V g \wedge (d'd''f_i)^n,$$

where $n = \dim(X)$ and $(d'd''f_i)^n$ is defined as the n -th wedge product of $d'd''f_i$. We call $\text{MA}(f)$ the *Monge-Ampère measure* of f .

For a locally approximable function f that is given locally by $f_V^+ - f_V^-$ for locally psh-approximable functions f_V^+ and f_V^- on V , we define the Monge-Ampère measure $\text{MA}(f)$ to be the measure obtained by gluing $\text{MA}(f_V^+) - \text{MA}(f_V^-)$. Note that the definition is independent of the decompositions. For details see [CD12, Corollaire 5.6.5 & 5.6.6] and [CD12, Définition 5.6.7].

Lemma 3.23. *Let X be a curve, W be an open subset of X^{an} and $f: W \rightarrow \mathbb{R}$.*

i) If f is locally approximable, we have

$$d'd''[f](g) = \int_W g \, d\text{MA}(f)$$

for every $g \in C_c^\infty(W)$.

ii) If f is locally psh-approximable, then f is in particular psh.

Proof. At first, note that every locally (psh-)approximable function is continuous, and so locally integrable. We start with assertion i) and assume that f is locally approximable. We therefore can cover W by open subsets V_i on which f is the difference of uniform limits

$$f = \lim_{k \rightarrow \infty} f_{ik}^+ - \lim_{k \rightarrow \infty} f_{ik}^-$$

of smooth psh functions f_{ik}^+ and f_{ik}^- on V_i . Choose a partition of unity $(\eta_j)_{j \in J}$ subordinated to this covering $(V_i)_{i \in I}$ (see Proposition 3.17). We write for simplicity V_j instead of $V_{i(j)}$ and f_{jk} instead of $f_{i(j)k}$. Then for every $j \in J$, we have $\eta_j g \in C_c^\infty(V_j)$. Furthermore, $g = \sum_{j \in J} \eta_j g$ on W . Since g has compact support on W , the sum has to be finite. Hence,

$$\begin{aligned} d'd''[f](g) &= \sum_{j \in J} \int_{V_j} f \wedge d'd''(\eta_j g) \\ &= \sum_{j \in J} \left(\lim_{k \rightarrow \infty} \int_{V_j} f_{jk}^+ \wedge d'd''(\eta_j g) - \lim_{k \rightarrow \infty} \int_{V_j} f_{jk}^- \wedge d'd''(\eta_j g) \right). \end{aligned}$$

Using the theorem of Stokes [Gub16, Theorem 5.17] twice, we get

$$\int_{V_j} f_{jk}^\pm \wedge d'd''(\eta_j g) = \int_{V_j} \eta_j g \wedge d'd'' f_{jk}^\pm,$$

and so we finally obtain

$$\begin{aligned} d'd''[f](g) &= \sum_{j \in J} \left(\lim_{k \rightarrow \infty} \int_{V_j} \eta_j g \wedge d'd'' f_{jk}^+ - \lim_{k \rightarrow \infty} \int_{V_j} \eta_j g \wedge d'd'' f_{jk}^- \right) \\ &= \sum_{j \in J} \left(\int_{V_j} \eta_j g \, dMA(f^+) - \int_{V_j} \eta_j g \, dMA(f^-) \right) \\ &= \sum_{j \in J} \int_{V_j} \eta_j g \, dMA(f) = \int_W g \, dMA(f). \end{aligned}$$

For assertion ii), we assume that f is locally psh-approximable, i.e. we can cover W by open subsets $(V_i)_{i \in I}$ such that f is the uniform limit $f = \lim_{k \rightarrow \infty} f_{ik}$ of smooth psh functions f_{ik} on V_i . As above let $(\eta_j)_{j \in J}$ be a partition of unity subordinated to $(V_i)_{i \in I}$. For every non-negative function $g \in C_c^\infty(W)$, the smooth function $\eta_j g$ is also non-negative as $\eta_j \geq 0$ and has compact support on V_j . From the calculations above, we get

$$d'd''[f](g) = \sum_{j \in J} \lim_{k \rightarrow \infty} \int_{V_j} \eta_j g \wedge d'd'' f_{jk} \geq 0.$$

This proves that f is psh on W . □

Lemma 3.24. *Let X be a curve, $f: W \rightarrow \mathbb{R}$ be a globally psh-approximable function, i.e. f is the uniform limit of smooth psh functions f_i on W , and $g \in C_c^0(W)$, then*

$$\int_W g \, dMA(f) = \lim_{i \rightarrow \infty} \int_W g \wedge d'd'' f_i.$$

Proof. By [CD12, Proposition 3.3.5], there are smooth functions $g_k \in C_c^\infty(W)$ converging uniformly to g . Then

$$\begin{aligned} \int_W g \, dMA(f) &= \lim_{k \rightarrow \infty} \int_W g_k \, dMA(f) \\ &= \lim_{k \rightarrow \infty} \lim_{i \rightarrow \infty} \int_W g_k \wedge d'd'' f_i \\ &= \lim_{i \rightarrow \infty} \lim_{k \rightarrow \infty} \int_W g_k \wedge d'd'' f_i \\ &= \lim_{i \rightarrow \infty} \int_W g \wedge d'd'' f_i. \end{aligned}$$

Note that we may change the order of the limits since $\int_W g_k \wedge d'd'' f_i$ converges to $\int_W g \wedge d'd'' f_i$ uniformly in $i \in \mathbb{N}$. □

Model functions and their Monge-Ampère measures play an important role in the proofs of the main theorems in Section 4. We therefore recall the definition of metrics, formal metrics and model functions.

Definition 3.25. Let X be a proper and normal variety over K and L be a line bundle on X . A *continuous metric* $\|\cdot\|$ on L^{an} associates to every section $s \in \Gamma(U, L)$ on a Zariski open subset U of X a continuous function $\|s\|: U^{\text{an}} \rightarrow [0, \infty)$ such that $\|f \cdot s\| = |f| \cdot \|s\|$ holds for every $f \in \mathcal{O}_X(U)$ and $\|s(x)\| = 0$ if and only if s vanishes in x .

We call a continuous metric $\|\cdot\|$ on L^{an} *smooth* (resp. *psh*) if for every open subset U of X and every invertible section s of L on U the function $-\log \|s\|$ is smooth (resp. psh) on U^{an} .

A continuous metric $\|\cdot\|$ on L^{an} is *psh-approximable* if there is a sequence of smooth psh metrics $\|\cdot\|_k$ on L^{an} such that $\sup_{x \in X^{\text{an}}} |\log(\|s_x(x)\|/\|s_x(x)\|_k)|$ converges to zero for any local section s_x of L that does not vanish in x . Clearly, this is independent of the choice of s_x .

Definition 3.26. Let X be a proper variety over K and let L be a line bundle on X . A *semistable formal model* of (X, L) is a pair $(\mathcal{X}, \mathcal{L})$ consisting of a semistable formal model \mathcal{X} of X^{an} and a line bundle \mathcal{L} on \mathcal{X} such that $\mathcal{L}|_{X^{\text{an}}} \simeq L^{\text{an}}$. Note that we always may assume that \mathcal{X} is strictly semistable by the semistable reduction Theorem [BL93, Ch. 7] since K is algebraically closed.

Let $(\mathcal{X}, \mathcal{L})$ be a semistable formal model of $(X, L^{\otimes m})$ for $m \in \mathbb{N}_{>0}$. Then one can define a continuous metric on L^{an} in the following way: If \mathcal{U} is a formal trivialization of \mathcal{L} and s is a section of L^{an} on \mathcal{U}_η such that $s^{\otimes m}$ corresponds to $\lambda \in \mathcal{O}_{X^{\text{an}}}(\mathcal{U}_\eta)$ with respect to this trivialization, then

$$-\log \|s(x)\|_{\mathcal{L}} := -\frac{1}{m} \log |\lambda(x)|$$

for all $x \in \mathcal{U}_\eta$. This definition is independent of all choices and shows immediately that the defined metric is continuous. Metrics of this form are called *\mathbb{Q} -formal metrics*, and they are called *formal metrics* if $m = 1$.

Let \mathcal{O}_X be the trivial line bundle on X . A function $f: X^{\text{an}} \rightarrow \mathbb{R}$ of the form $f = -\log \|1\|_{\mathcal{L}}$ for a formal metric $\|\cdot\|_{\mathcal{L}}$ associated to a semistable formal model of (X, \mathcal{O}_X) is called *model function*.

We have the following statements for model functions due to Chambert-Loir and Ducros and Katz, Rabinoff and Zureick-Brown. The first theorem is a direct consequence of a result of Chambert-Loir and Ducros in [CD12, §6.3].

Theorem 3.27. *Let X be a projective variety over K and $f = -\log \|1\|_{\mathcal{L}}$ be a model function on X^{an} for a semistable formal model $(\mathcal{X}, \mathcal{L})$ of (X, \mathcal{O}_X) .*

- i) *The function f is locally approximable on X^{an} , and so the Monge-Ampère measure $MA(f)$ exists.*
- ii) *We have the following identity of measures*

$$MA(f) = \sum_Y \deg_{\mathcal{L}}(Y) \delta_{\zeta_Y},$$

where Y runs over all irreducible components of the special fiber \mathcal{X}_s and ζ_Y is the unique point in X^{an} mapped to the generic point of Y under the reduction map (see [Ber90, Proposition 2.4.4]).

Proof. By [CD12, Corollaire 6.3.5], we know that there are line bundles L_1, L_2 on X with formal models $\mathcal{L}_1, \mathcal{L}_2$ such that $\mathcal{O}_X = L_1 \otimes L_2^{-1}, \mathcal{L} = \mathcal{L}_1 \otimes \mathcal{L}_2^{-1}$, the corresponding metrics $\|\cdot\|_{\mathcal{L}_1}$ and $\|\cdot\|_{\mathcal{L}_2}$ are psh-approximable and

$$-\log \|\cdot\|_{\mathcal{L}} = -\log \|\cdot\|_{\mathcal{L}_1} + \log \|\cdot\|_{\mathcal{L}_2}$$

on X^{an} . Let $\|\cdot\|_{i,k}$ be a sequence of smooth psh metrics converging uniformly to $\|\cdot\|_{\mathcal{L}_i}$ on X^{an} . For every point x in X^{an} , let U be an open subset of X with $x \in U^{\text{an}}$ and s an invertible section of $L_1 = L_2$ on U . Then $-\log \|s\|_{\mathcal{L}_{i,k}}$ is a smooth psh function on U^{an} for $i = 1, 2$ and for every $k \in \mathbb{N}$

$$-\log \|1\|_{\mathcal{L}} = -\log \|s\|_{\mathcal{L}_1} + \log \|s\|_{\mathcal{L}_2} = \lim_{k \rightarrow \infty} -\log \|s\|_{1,k} + \lim_{k \rightarrow \infty} \log \|s\|_{2,k}.$$

Hence, the function $f = \log \|1\|_{\mathcal{L}}$ is locally approximable.

The second assertion is shown in [CD12, §6.9]. \square

The slope formula for line bundles by Katz, Rabinoff, and Zureick-Brown in [KRZB15] implies directly the following theorem.

Theorem 3.28. *Let X be a smooth proper algebraic curve over K and $f = -\log \|1\|_{\mathcal{L}}$ be a model function on X^{an} for a semistable formal model $(\mathcal{X}, \mathcal{L})$ of (X, \mathcal{O}_X) . The restriction F of f to $S(\mathcal{X})$ is a piecewise affine function and $f = F \circ \tau_{\mathcal{X}}$ on X^{an} . Furthermore, we have*

$$MA(f) = dd^c F = dd^c f.$$

Proof. This follows directly from [KRZB15, Theorem 2.6] using Theorem 3.27. \square

4. COMPARISON OF THE TWO NOTIONS OF SUBHARMONIC FUNCTIONS

In this section, we consider a smooth proper algebraic curve X over K . We show that every subharmonic function on X^{an} is psh and that every continuous psh function on X^{an} is subharmonic. In particular, the notion of subharmonic and the notion of psh agree for continuous functions.

4.1. Thuillier's subharmonic functions are also subharmonic in the sense of Chambert-Loir and Ducros. In this subsection, we show that every subharmonic function on an open subset of X^{an} is psh. First, we prove that every lisse subharmonic function is psh and that every subharmonic function is locally integrable. Then we use these results and the fact that a subharmonic function is the limit of subharmonic lisse functions from Proposition 2.8 to prove the general claim.

Remark 4.1. Every signed Radon measure μ on an open subset W of X^{an} defines the following current

$$[\mu]: C_c^\infty(W) \rightarrow \mathbb{R}, g \mapsto \int_W g \, d\mu$$

(see [Gub16, Example 6.3]). Consider a smooth function $f \in C^\infty(W)$, then we have seen in Proposition 3.13 that the smooth form $d'd''f$ corresponds to a signed Radon measure which we also denote by $d'd''f$. Using the theorem of Stokes [Gub16, Theorem 5.17], we get $d'd''[f] = [d'd''f]$. Recall that a function is called psh if and only if this current is positive.

Analogously, for every lisse function $f: W \rightarrow \mathbb{R}$ we get a current $[dd^c f]$ for the corresponding measure $dd^c f$ from Definition 2.9 which is positive if and only if f is subharmonic (cf. Proposition 2.11).

Proposition 4.2. *Let W be an open subset of X^{an} and $f: W \rightarrow \mathbb{R}$ a lisse function. For every type II point $x \in W$, there is an open neighborhood V of x in W on which the currents $d'd''[f]$ and $[dd^c f]$ agree.*

Proof. Consider a point $x \in W$ and let Y be a strictly affinoid domain containing x in its interior. Since f is lisse, there is a strictly semistable formal model \mathcal{Y} of Y with corresponding skeleton $S(\mathcal{Y})$ and $f = F \circ \tau_{\mathcal{Y}}$ on $S(\mathcal{Y})$ for a piecewise affine function F on $S(\mathcal{Y})$.

If $x \notin S(\mathcal{Y})$, then f is constant on an open neighborhood V of x , and so

$$d'd''[f] = [d'd''f] = [0] = [dd^c f]$$

on V .

If $x \in S(\mathcal{Y})$, we may assume that x is a vertex in $S(\mathcal{Y})$. Let $e_1 = [x, y_1], \dots, e_r = [x, y_r]$ be the edges in $S(\mathcal{Y})$ emanating from x , v_1, \dots, v_r the corresponding tangent directions and $\lambda_i := d_{v_i} F(x)$. By blowing up \mathcal{Y} , we may assume that $F|_{e_i}$ is affine, $d(x, y_i) \in \mathbb{Q}$ and that we divide the edge e_i by an additional vertex y'_i with $d(x, y_i) = 2d(x, y'_i)$. Denote this blowing up by \mathcal{Y}' , and the tangent direction corresponding to $[y'_i, y_i]$ by v'_i . Define the piecewise affine functions F_i on the closed subset $\Gamma := \bigcup_{i=1, \dots, r} [x, y_i]$ of $S(\mathcal{Y}')$ by the following data

$$F_i(x) = 0, \quad d_{v_i}(F_i)(x) = \text{sgn}(\lambda_i)\delta_{ij} \quad \text{and} \quad d_{v'_i}(F_i)(y'_i) = -d_{v_i}(F_i)(x).$$

Set $f_i = F_i \circ \tau_{\mathcal{Y}'}$ on $Y' := \tau_{\mathcal{Y}'}^{-1}(\Gamma)$, which is a strictly affinoid domain in W . By definition, $f_i = 0$ on $\partial Y'$ for every $i \in \{1, \dots, r\}$. Note that $\partial Y' = \partial \Gamma$ (cf. [JW18, Lemma 5.4]). Hence, we can extend f_i to X^{an} by setting $f_i = 0$ on $X^{\text{an}} \setminus Y'$. Then we have a G -covering of X^{an} on which f_i is piecewise linear, and so f_i is a model function on X^{an} [GK14, Proposition 8.11]. Set $\Gamma' := \bigcup_{i=1, \dots, r} [x, y'_i]$ and $V := \tau_{\mathcal{Y}'}^{-1}((\Gamma')^\circ)$, which is an open neighborhood of x in W . By the definition of f_i on V , we have on $V \subset Y$

$$(4.1) \quad f = F \circ \tau_{\mathcal{Y}} = F \circ \tau_{\mathcal{Y}'} = \left(\sum_{i=1}^r |\lambda_i| F_i \right) \circ \tau_{\mathcal{Y}'} + F(x) = \sum_{i=1}^r |\lambda_i| \cdot f_i + F(x)$$

and

$$(4.2) \quad dd^c f = dd^c F = \sum_{i=1}^r \lambda_i \delta_x = \sum_{i=1}^r |\lambda_i| (dd^c(f_i)).$$

Since the functions f_i are model functions, we know that they are locally approximable on V and $\text{MA}(f_i) = dd^c(f_i)$ by Theorem 3.27 and Theorem 3.28. Let $0 \leq g \in C_c^\infty(V)$. Then for every $i \in \{1, \dots, r\}$ we have by Lemma 3.23 and $\text{MA}(f_i) = dd^c(f_i)$ that

$$d'd''[f_i](g) = \int_V g \, d\text{MA}(f_i) = \int_V g \, dd^c(f_i) = [dd^c f_i](g).$$

Linearity and the Equations (4.1) and (4.2) imply consequently $d'd''[f](g) = [dd^c f](g)$. \square

Proposition 4.3. *Let W be an open subset of X^{an} and $f: W \rightarrow \mathbb{R}$ be a lisse function. If f is subharmonic, then f is psh.*

Proof. Note that the property to be psh, i.e. $d'd''[f] \geq 0$, is a local property by Proposition 3.19.

If x is of type I or IV, the lisse function f is constant on an open neighborhood V of x in W by the definition of lisse. Hence, $d'd''[f] = [d'd''f] = 0$ on V .

If x is of type II, we have seen in Proposition 4.2 that there is an open neighborhood V of x in W such that $d'd''[f] = [dd^c f]$ on V . Since f is subharmonic, the measure $dd^c f$ on W is non-negative by Proposition 2.11, and so we have $d'd''[f] = [dd^c f] \geq 0$ on V .

If x is of type III, we choose a strictly affinoid domain Y that contains x in its interior. Since f is lisse, there is a strictly semistable model \mathcal{Y} of Y with corresponding skeleton $S(\mathcal{Y})$ and a piecewise affine function F on $S(\mathcal{Y})$ such that $f = F \circ \tau_{\mathcal{Y}}$ on Y .

If x is not contained in $S(\mathcal{Y})$, then there is as in the first case an open neighborhood V of x in W on which f is constant, and so $d'd''[f] = [d'd''f] = 0$ on V .

If $x \in S(\mathcal{Y})$, then there is an edge e in $S(\mathcal{Y})$ such that x lies in the interior of e . The closed annulus $A := \tau_{\mathcal{Y}}^{-1}(e)$ is isomorphic to a closed annulus $A' = \text{trop}^{-1}([\text{val}(b), \text{val}(a)])$ in $\mathbb{G}_m^{1,\text{an}}$ for some $a, b \in K^\times$ with $|a| < |b|$ and $\text{trop} := -\log|T|$. Thus, we can identify e with the real interval $[\text{val}(b), \text{val}(a)]$ via $\text{trop} \circ \Phi$ for a fixed isomorphism $\Phi: A \xrightarrow{\sim} A'$. Since e is isometric to $[\text{val}(b), \text{val}(a)]$, we can define a function

$$\psi: [\text{val}(b), \text{val}(a)] \rightarrow \mathbb{R}; \quad z \mapsto F((\text{trop} \circ \Phi)^{-1}(z)).$$

Then ψ extends to a piecewise affine function on $\text{trop}(\mathbb{G}_m^{1,\text{an}}) = \mathbb{R}$, and its restriction to the connected components of $\mathbb{R} \setminus \{\text{trop}(\Phi(x))\}$ is affine with outgoing slopes at $\text{trop}(\Phi(x))$ equal to the ones of F at x on e . We have required that f is subharmonic, so the sum of the outgoing slopes at x is greater than or equal to zero by Proposition 2.11. Hence, ψ is convex on \mathbb{R} , and so we can find smooth convex functions ψ_i on \mathbb{R} converging uniformly to ψ . Then $\psi_i \circ \text{trop}$ are smooth psh functions on $\text{trop}^{-1}([\text{val}(b), \text{val}(a)]) \subset \mathbb{G}_m^{1,\text{an}}$ by Proposition 3.20. By Remark 3.21, the pullbacks $f_i := \Phi^*(\psi_i \circ \text{trop})$ are smooth psh function on $V' := \tau_{\mathcal{Y}}^{-1}(e^\circ)$ converging uniformly to f on V' . Note that by [BPR13, Lemma 2.13 & 3.8], the map $\text{trop} = -\log|T|$ factors through τ_A and $\tau_A = \tau_{\mathcal{Y}}$ on A . Hence, the function f is itself psh on V' by Lemma 3.23, i.e. $d'd''[f] \geq 0$ on V' . \square

Proposition 4.4. *Let W be an open subset of X^{an} and $f: W \rightarrow [-\infty, \infty)$ be a subharmonic function, then f is locally integrable.*

Proof. We have to show that $\int_W f \wedge \omega$ is finite for every $\omega \in \mathcal{A}_c^{1,1}(W)$. By [Gub16, Proposition 5.13], we may assume that the $(1, 1)$ -form ω is of the form $\omega = \text{trop}_U^* \omega_{\text{trop}}$ for a tropical chart (V, φ_U) of W and a form $\omega_{\text{trop}} \in \mathcal{A}_c^{1,1}(\text{trop}_U(V))$. The closed embedding φ_U is given by $\gamma_1, \dots, \gamma_r \in \mathcal{O}(U)^\times$, and we denote by H the set of zeros and poles of $\gamma_1, \dots, \gamma_r$ on X . We choose a strictly semistable model \mathcal{X} of X such that the type I points of H lie in distinct connected components of $X^{\text{an}} \setminus S_0(\mathcal{X})$ (see [BPR13, Theorem 4.11 & 5.2]), where $S_0(\mathcal{X})$ denotes the vertices of the skeleton $S(\mathcal{X})$ corresponding to \mathcal{X} . By [BPR13, Lemma 2.13 & 3.8], we have the following commutative diagram

$$\begin{array}{ccc} V & \xrightarrow{\text{trop}_U} & \Omega \\ \tau_{\mathcal{X}} \downarrow & \nearrow & \\ S(\mathcal{X}) & & \end{array}$$

where $\tau_{\mathcal{X}}: X^{\text{an}} \rightarrow S(\mathcal{X})$ is the retraction map corresponding to \mathcal{X} and $\Omega := \text{trop}_U(V)$. The retraction map $\tau_{\mathcal{X}}$ is defined in such a way (see [BPR13, Lemma 3.4 & Definition 3.7]) that every connected component of $X^{\text{an}} \setminus S(\mathcal{X})$ is retracted to a single point in $S(\mathcal{X})$. Due to this fact and the commutativity of the diagram, the form $\omega = \text{trop}_U^* \omega_{\text{trop}}$ is supported on $S(\mathcal{X})$. Since the restriction of the subharmonic function f to $S(\mathcal{X})$ is continuous by [Thu05, Proposition 3.4.6], we get

$$\int_W f \wedge \omega = \int_W (f \circ \tau_{\mathcal{X}}) \wedge \omega$$

is finite. Hence, f is locally integrable. \square

Theorem 4.5. *Let W be an open subset of X^{an} and $f: W \rightarrow [-\infty, \infty)$ be a subharmonic function, then f is psh.*

Proof. We already know by Proposition 4.4 that f is locally integrable, so it remains to show that $d'd''[f]$ is non-negative, which is also a local property by Proposition 3.19. Since X^{an} is a locally compact Hausdorff space, we can find for every $x \in W$ a relatively compact neighborhood W' of x in W . By Proposition 2.8, there is a decreasing net $\langle f_j \rangle$ of lisse subharmonic functions converging pointwise to f on W' . Consider a non-negative function $g \in C_c^\infty(W')$. Then there are smooth forms $\omega^+, \omega^- \in \mathcal{A}^{1,1}(X^{\text{an}})$ such that $d'd''g = \omega^+ - \omega^-$ and the corresponding signed Radon measures from Proposition 3.13 are non-negative [CD12, Lemme 5.3.3]. By [CD12, Corollaire 3.3.4], we can find a smooth non-negative function $\eta \in C_c^\infty(W')$ such that $\eta \equiv 1$ on $\text{supp}(g)$, and hence

$$d'd''g = \eta d'd''g = \eta\omega^+ - \eta\omega^-$$

on W' . The smooth $(1,1)$ -forms $\eta\omega^\pm$ are contained in $\mathcal{A}_c^{1,1}(W')$ and the corresponding Radon measures are still non-negative and have compact support by Proposition 3.13. Thus, $\int_{W'} f \wedge \eta\omega^\pm$ is finite (see Proposition 4.4), and we have

$$\int_{W'} f \wedge \eta\omega^\pm = \lim_j \int_{W'} f_j \wedge \eta\omega^\pm$$

by [BFJ15, Lemma 2.23]. Together, we get

$$\begin{aligned} d'd''[f](g) &= \int_{W'} f \wedge \eta d'd''g = \int_{W'} f \wedge \eta\omega^+ - \int_{W'} f \wedge \eta\omega^- \\ &= \lim_j \left(\int_{W'} f_j \wedge \eta\omega^+ - \int_{W'} f_j \wedge \eta\omega^- \right) = \lim_j \int_{W'} f_j \wedge d'd''g. \end{aligned}$$

By Proposition 4.3, we know that $\int_{W'} f_j \wedge d'd''g \geq 0$ for every f_j in the net, and hence $d'd''[f](g) \geq 0$. \square

4.2. Continuous subharmonic functions in the sense of Chambert-Loir and Ducros are subharmonic in the sense of Thuillier. In this subsection, we prove that every continuous psh function is subharmonic in the sense of Thuillier. The key tool of the proof is the coincidence of the Monge-Ampère measure and the measure $dd^c g$ for model functions (see Theorem 3.28).

Lemma 4.6. *Let W be an open subset of X^{an} and $f: W \rightarrow \mathbb{R}$ be a continuous function. If f is not subharmonic, then there is a strictly semistable formal model $(\mathcal{X}, \mathcal{L})$ of (X, \mathcal{O}_X) such that the model function $g := -\log \|1\|_{\mathcal{L}}$ satisfies the following properties:*

- i) $\text{supp}(g)$ is a connected strictly affinoid domain $Y \subset W$;
- ii) g is strictly positive on $Y \setminus \partial Y$;
- iii)

$$\int_W f dd^c g < 0.$$

Proof. By Corollary 2.13, there is a connected strictly affinoid domain Y and a type II or III point x in $Y \setminus \partial Y$ with $\int_W f dd^c g_x^Y < 0$. Since g_x^Y is lisse, we can find a strictly semistable formal model \mathcal{Y} of Y and a piecewise affine function G_x^Y on the corresponding skeleton $S(\mathcal{Y})$ such that $g_x^Y = G_x^Y \circ \tau_{\mathcal{Y}}$ on Y . Note that $S(\mathcal{Y})$ is a closed connected subset of X^{an} with the structure of a finite metric graph. By blowing up \mathcal{Y} , we may assume that there is no edge in $S(\mathcal{Y})$ whose endpoints are all contained in the boundary ∂Y . We will explain in steps, why there is a strictly semistable formal model $(\mathcal{X}, \mathcal{L})$ such that

the corresponding model function $g = -\log \|1\|_{\mathcal{L}}$ on X^{an} satisfies $g > 0$ on $Y \setminus \partial Y$, $g = 0$ elsewhere, and $\int_W f dd^c g < 0$.

0. Step: Strategy of the proof.

We construct a $\text{val}(K^\times)$ -rational function (see definition below) G on $S(\mathcal{Y})$ with the required properties

$$(4.3) \quad G|_{S(\mathcal{Y}) \setminus \partial Y} > 0, \quad G|_{\partial Y} = 0 \quad \text{and} \quad \int_{S(\mathcal{Y})} f dd^c G < 0.$$

Then the function $g := G \circ \tau_{\mathcal{Y}}$ is piecewise \mathbb{Q} -linear in the sense of [GK15] on Y . Setting $g \equiv 0$ on $X^{\text{an}} \setminus Y$, we get a well-defined continuous non-negative function g on X^{an} and we have a G -covering of X^{an} on which g is piecewise \mathbb{Q} -linear. Thus, there is a semistable formal model $(\mathcal{X}, \mathcal{L})$ such that $g = -\frac{1}{m} \log \|1\|_{\mathcal{L}}$ on X^{an} by [GK14, Proposition 8.11& 8.13]. Note that we always may assume \mathcal{X} to be strictly semistable by the semistable reduction Theorem [BL93, Ch. 7] since K is algebraically closed. Then the formal model $(\mathcal{X}, \mathcal{L}^{\otimes m})$ of (X, \mathcal{O}_X) gives the claim.

Before we start with the construction, note that a $\text{val}(K^\times)$ -rational function is a piecewise affine function on $S(\mathcal{Y})$ (we refine the vertex set such that G is affine on every edge) such that the following properties are satisfied

- (a) $dd^c G$ is only supported on points of type II.
- (b) G has values in $\text{val}(K^\times)$ at every vertex of $S(\mathcal{Y})$.
- (c) G has rational slopes.

1. Step: Replace G_x^Y by a piecewise affine function G' such that (4.3) is still satisfied and (a) additionally holds.

If x is of type II, the support of $dd^c G_x^Y$ consists only of type II points. If x is of type III, we use that the points of type II are dense in X^{an} . Let $e = [y_1, y_2]$ be the edge of $S(\mathcal{Y})$ having x in its interior. Let x_n be a sequence of type II points in e converging to x with respect to the skeletal metric. Consider the piecewise affine functions G_n on $S(\mathcal{Y})$ that are given by the affine function on $[y_1, x_n]$ (resp. on $[x_n, y_2]$) connecting the points $G_x^Y(y_1)$ and $G_x^Y(x_n)$ (resp. $G_x^Y(x_n)$ and $G_x^Y(y_2)$) and $G_n \equiv G_x^Y$ on $S(\mathcal{Y}) \setminus e$. It is easy to see that the slopes converge to the ones of G_x^Y , i.e. $dd^c G_n \rightarrow dd^c G_x^Y$ for $n \rightarrow \infty$. Furthermore, f is continuous, so we can find n big enough such that $|f(x_n)dd^c G_n(x_n) - f(x)dd^c G_x^Y(x)|$ is so small that we still have $\int_{S(\mathcal{Y})} f dd^c G_n < 0$ (cf. [Thu05, Proposition 3.3.4]). Set $G' := G_n$ for such an n .

2. Step: Replace G' by a piecewise affine function G'' such that (4.3) and (a) are still satisfied and (b) additionally holds.

Due to normalizing the absolute value $|\cdot|$, we assume that \mathbb{Q} is contained, and so dense, in $\text{val}(K^\times)$. Let z be a vertex of $S(\mathcal{Y})$. If $G'(z)$ is not in \mathbb{Q} and $(a_n)_n$ is a sequence of rational points converging to $G'(z)$, then the slopes of the piecewise affine functions G'_n on $S(\mathcal{Y})$ resulting by replacing $G'(z)$ by a_n converge to the slopes of G' . Thus, we can choose an $n \in \mathbb{N}$ such that $G'' := G'_n$ still satisfies (4.3) and takes only values in \mathbb{Q} at every vertex of $S(\mathcal{Y})$. We choose these values such that G'' is still strictly positive on $S(\mathcal{Y}) \setminus \partial Y$.

3. Step: Replace G'' by a piecewise affine function G such that (4.3), (a) and (b) are still satisfied and (c) additionally holds.

Now, consider an edge $e = [y_1, y_2]$ of $S(\mathcal{Y})$. Denote by $d(y_1, y_2)$ the distance between these two points with respect to the skeletal metric. If $d(y_1, y_2) \in \mathbb{Q}$, we are done. If not, we can find points y'_1 and y'_2 of type II in e with distance $d(y'_1, y'_2) \in \mathbb{Q}$ arbitrary close to $d(y_1, y_2)$. These points are chosen so that we can decompose the edge e into $[y_1, y'_1] \cup [y'_1, y'_2] \cup [y'_2, y_2]$. Let G be the piecewise affine function on e defined by the data $G \equiv G''(y_1)$ on $[y_1, y'_1]$, $G \equiv G''(y_2)$ on $[y'_2, y_2]$ and $G|_{[y'_1, y'_2]}$ is affine (see Figure 1). Since $G(y'_i) = G''(y_i) \in \mathbb{Q}$, the constructed function G on e has rational slopes. Choose y'_i with $d(y'_1, y'_2)$ close enough to $d(y_1, y_2)$ such that (4.3) is still satisfied. Note that this is possible since f is continuous (cf. [Thu05, Proposition 3.3.4]).

We do this for all edges except the ones containing the boundary points ∂Y , where we just move the other vertex. Then the function G on $S(\mathcal{Y})$ has slopes in \mathbb{Q} and is consequently the required function.

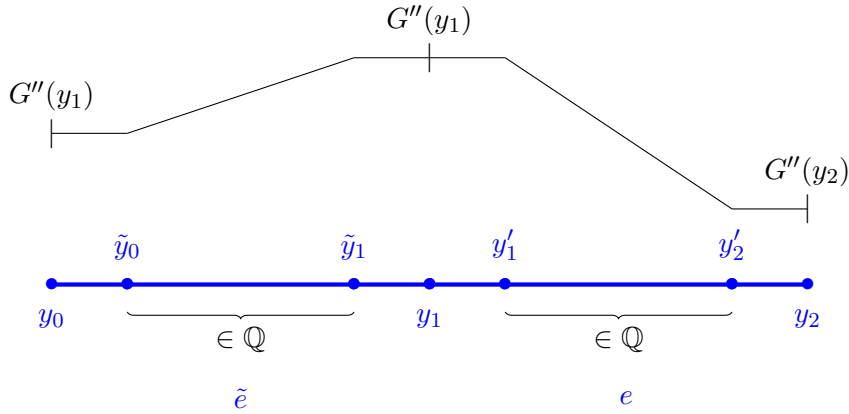


FIGURE 1

□

Theorem 4.7. *Let W be an open subset of X^{an} and $f: W \rightarrow \mathbb{R}$ be a continuous function. If f is psh, then f is subharmonic.*

Proof. The proof is by contradiction. We assume that there is a strictly semistable formal model $(\mathcal{X}, \mathcal{L})$ of (X, \mathcal{O}_X) such that $\int_W f dd^c g < 0$ for $g := -\log \|1\|_{\mathcal{L}}$ as in Lemma 4.6.

0. Step: Strategy of the proof.

We know that $g = G \circ \tau_{\mathcal{X}}$ on X^{an} for the piecewise affine function $G = g|_{S(\mathcal{X})}$ on $S(\mathcal{X})$, the Monge-Ampère measure exists and $dd^c g = dd^c G = \text{MA}(g)$ by Theorem 3.28.

Assume that we have the following situation: We can write $g = g^+ - g^-$ on an open subset V of W that contains the connected strictly affinoid domain $Y = \text{supp}(g)$ such that

- (a) g^{\pm} is the uniform limit of smooth psh functions g_k^{\pm} on V , i.e. g is globally approximable on V ,
- (b) $g_k := g_k^+ - g_k^- \geq 0$ on V , and

(c) g_k has compact support on V .

Moreover, we want to have a connected open subset V' of V with $Y \subset V'$, $\overline{V'} \subset V$ and $g_k \in C_c^\infty(V')$, and a continuous map η on V such that $\eta \equiv 1$ on V' and η has compact support in V .

In this situation, we have $\eta f \in C_c^0(V)$, $f = \eta f$ on V' and by the definition of the Monge-Ampère measure and Theorem 3.28

$$dd^c g = \text{MA}(g) = \text{MA}(g^+) - \text{MA}(g^-)$$

is a measure with finite support contained in $Y \subset V' \subset V$. Due to our assumption, this implies

$$0 > \int_W f \, d\text{MA}(g) = \int_V \eta f \, d\text{MA}(g) = \int_V \eta f \, d\text{MA}(g^+) - \int_V \eta f \, d\text{MA}(g^-).$$

Applying Lemma 3.24 to the right hand side and using $g_k \in C_c^\infty(V')$, we get

$$\begin{aligned} 0 > \int_W f \, d\text{MA}(g) &= \lim_{k \rightarrow \infty} \int_V \eta f \wedge d' d'' g_k^+ - \lim_{k \rightarrow \infty} \int_V \eta f \wedge d' d'' g_k^- \\ &= \lim_{k \rightarrow \infty} \int_V \eta f \wedge d' d'' g_k \\ &= \lim_{k \rightarrow \infty} \int_{V'} f \wedge d' d'' g_k \\ &= \lim_{k \rightarrow \infty} d' d'' [f|_{V'}](g_k). \end{aligned}$$

We know that $d' d'' [f]$ is positive on W , and so it is on V' . Thus,

$$\lim_{k \rightarrow \infty} d' d'' [f|_{V'}](g_k) \geq 0,$$

and so we have a contradiction. Hence, f has to be subharmonic.

We explain in several steps how to construct V , V' , η and the functions g_k^+ , g_k^- such that one has the described situation.

1. Step: Show that the function g is globally approximable on W .

The curve X is projective, so we may assume \mathcal{X} to be projective as well and can therefore find very ample line bundles $\mathcal{L}_1, \mathcal{L}_2$ such that $\mathcal{L} = \mathcal{L}_1 \otimes \mathcal{L}_2^{-1}$. Thus, we can write

$$g = \log \|1\|_{\mathcal{L}} = -\log \|s_1\|_{\mathcal{L}_1} + \log \|s_2\|_{\mathcal{L}_2}$$

on W for global sections s_1, s_2 that coincide on the generic fiber. Since we may work on every open subset of W containing the compact subset Y by Proposition 3.19, we may assume that s_1 and s_2 do not vanish on W . Due to the very ampleness, we can find closed embeddings $\varphi_i: \mathcal{X} \rightarrow \mathbb{P}_R^{n_i}$ such that $\mathcal{L}_i \simeq \varphi_i^* \mathcal{O}_{\mathbb{P}_R^{n_i}}(1)$ and $s_i = \varphi_i^* x_{j_i}$ for $i = 1, 2$. Here, let x_0, \dots, x_{n_i} be the coordinates of $\mathbb{P}_R^{n_i}$ and $j_i \in \{0, \dots, n_i\}$. Without loss of generality, we assume $x_{j_1} = x_{n_1}$ and $x_{j_2} = x_{n_2}$. These closed embeddings induce closed embeddings $\varphi_i: X \rightarrow \mathbb{P}_K^{n_i}$ into the toric varieties $\mathbb{P}_K^{n_i}$. Then

$$\begin{aligned} g &= -\log \|s_1\|_{\mathcal{L}_1} + \log \|s_2\|_{\mathcal{L}_2} \\ &= ((\varphi_1^{\text{an}})^*(-\log |x_{n_1}| + \max_{j \in \{0, \dots, n_1\}} \log |x_j|) - (\varphi_2^{\text{an}})^*(-\log |x_{n_2}| + \max_{j \in \{0, \dots, n_2\}} \log |x_j|)) \end{aligned}$$

on W . We approximate the functions $\phi_i := -\log |x_{n_i}| + \max_{j \in \{0, \dots, n_i\}} \log |x_j|$ for $i = 1, 2$ by smooth convex functions on $\{\eta \in \mathbb{P}_K^{n_i, \text{an}} \mid |x_{n_i}|_\eta \neq 0\}$ as in [CD12, Proposition 6.3.2].

For every $k \in \mathbb{N}_{>0}$ and $n \in \mathbb{N}$, there is a smooth, convex function $M_{n, \frac{1}{k}}$ on \mathbb{R}^{n+1} that is non-decreasing in every variable and has the following properties

- i) $\max(t_0, \dots, t_n) \leq M_{n, \frac{1}{k}}(t_0, \dots, t_n) \leq \max(t_0, \dots, t_n) + \frac{1}{k}$;
- ii) If $t_l + \frac{2}{k} \leq \max_{j \neq l} t_j$, then $M_{n, \frac{1}{k}}(t_0, \dots, t_n) = M_{n-1, \frac{1}{k}}(t_0, \dots, \widehat{t}_l, \dots, t_n)$;
- iii) For all $t \in \mathbb{R}$, we have $M_{n, \frac{1}{k}}(t_0 + t, \dots, t_n + t) = M_{n, \frac{1}{k}}(t_0, \dots, t_n) + t$.

Define for $k \in \mathbb{N}_{>0}$ and $i \in \{1, 2\}$ the following function

$$\phi_{i,k} := -\log |x_{n_i}| + M_{n_i, \frac{1}{k}}(\log |x_0|, \dots, \log |x_{n_i}|)$$

on $\mathbb{P}_K^{n_i, \text{an}}$. For every point ζ in $\{\eta \in \mathbb{P}_K^{n_i, \text{an}} \mid |x_{n_i}|_\eta \neq 0\}$ there is an open neighborhood of ζ such that $\phi_{i,k}$ is smooth and psh on this neighborhood. Both are local properties and s_i does not vanish on W , so $(\varphi_i^{\text{an}})^* \phi_{i,k}$ is a smooth psh function on W (see Remark 3.21) converging uniformly to $-\log \|s_i\|_{\mathcal{L}_i}$ on W . We use in the following the notations $g^+ := -\log \|s_1\|_{\mathcal{L}_1}$ and $g^- := -\log \|s_2\|_{\mathcal{L}_2}$. Furthermore, we set $g_k^+ := (\varphi_1^{\text{an}})^* \phi_{1,k}$ and $g_k^- := (\varphi_2^{\text{an}})^* \phi_{2,k}$. Note that we have by construction

$$g^\pm \leq g_k^\pm \leq g_k^\pm + 1/k.$$

These functions do not necessarily satisfy (b) and (c), so we need to modify g_k^\pm .

2. Step: Construct a suitable V and study the behavior of g_k^\pm outside of Y :

At the end of Step 2, one can find an illustration of the construction in Figure 2. The boundary of the strictly affinoid domain Y is a finite set of points of type II. By blowing up our model \mathcal{X} , we may assume that the points ∂Y are vertices in $S(\mathcal{X})$. Note that we always may assume that an admissible blowing up is strictly semistable again by the semistable reduction Theorem [BL85, Ch. 7]. Consider a point $y \in \partial Y$. Since y is of type II, [BPR13, Corollary 4.27 & Theorem 4.11] tells us that there are a strictly semistable formal model \mathcal{X}_y of X and a star-shaped open neighborhood Ω_y of y in $S(\mathcal{X}_y)$ such that $\tau_{\mathcal{X}_y}^{-1}(\Omega_y)$ is an open neighborhood of y in W . Here, a star-shaped open neighborhood Ω_y of y in $S(\mathcal{X}_y)$ is a simply-connected open neighborhood of y in $S(\mathcal{X}_y)$ such that the intersection of Ω_y with any edge e in $S(\mathcal{X}_y)$ emanating from y is a half-open interval $I_{y,e} = [y, x_e)$ with endpoints y and x_e of type II. By blowing up \mathcal{X} and modifying Ω_y , we may assume that we can find this star-shaped open neighborhood Ω_y in $S(\mathcal{X})$. We explain how to do this. The model \mathcal{X} has to be blown up such that every vertex of $S(\mathcal{X}_y)$ is a vertex in the new skeleton $S(\mathcal{X})$. Then we can modify Ω_y in the following way. Consider an edge e of the new skeleton $S(\mathcal{X})$. Then the interior of e is either contained in an edge \tilde{e} of $S(\mathcal{X}_y)$ or lies in a connected component of $X^{\text{an}} \setminus S(\mathcal{X}_y)$ isomorphic to an open ball. In the first case, we shrink $I_{y, \tilde{e}}$ so that $I_{y,e}$ is a half-open interval in e . Note that $\tau_{\mathcal{X}}^{-1}(I_{y,e}) = \tau_{\mathcal{X}_y}^{-1}(I_{y,e})$, and so it is still contained in W . In the second case, we just add a new half-open interval $I_{y,e}$ to Ω_y . Then $\tau_{\mathcal{X}}^{-1}(I_{y,e}) \subset \tau_{\mathcal{X}_y}^{-1}(y) \subset W$. We do this blowing ups and modifications for all boundary points. Moreover, we always choose Ω_y such that $\overline{\Omega_y} \subset W$. Before we can construct V , we have to blow up \mathcal{X} one more time. We find this admissible formal blowing up \mathcal{X}' of \mathcal{X} such that $Y = \mathcal{Y}_\eta$ for a formal open subset \mathcal{Y} of \mathcal{X}' , which is possible by [BL93, Lemma 4.4]. Then we have $Y = \tau_{\mathcal{X}'}^{-1}(S(\mathcal{X}') \cap Y)$. As described above, we modify Ω_y such that it is a star-shaped open neighborhood of y in $S(\mathcal{X}')$. Altogether, we have a strictly semistable formal model \mathcal{X}' of X such that every

boundary point y of Y has an open neighborhood $\tau_{\mathcal{X}'}^{-1}(\Omega_y)$ in W for an open star-shaped neighborhood Ω_y of y in $S(\mathcal{X}')$ and $Y = \tau_{\mathcal{X}'}^{-1}(S(\mathcal{X}') \cap Y)$.

For every point $z \in (S(\mathcal{X}') \cap Y) \setminus \partial Y$, we choose some star-shaped open neighborhood Ω_z of z in $S(\mathcal{X}')$ with $\Omega_z \subset Y \setminus \partial Y$. Then $\tau_{\mathcal{X}'}^{-1}(\Omega_z)$ is automatically contained in W due to $Y = \tau_{\mathcal{X}'}^{-1}(S(\mathcal{X}') \cap Y)$ and $Y \subset W$.

We have constructed for every point in $S(\mathcal{X}') \cap Y$ an open neighborhood of it in $S(\mathcal{X}')$, Ω_y for $y \in \partial Y$ and Ω_z for $z \notin \partial Y$, and so these open subsets clearly cover our compact subset $S(\mathcal{X}') \cap Y$. Thus, there is a finite subset Y_0 of $S(\mathcal{X}') \cap Y$ such that

$$Y = \tau_{\mathcal{X}'}^{-1}(S(\mathcal{X}') \cap Y) \subset \bigcup_{z \in Y_0} \tau_{\mathcal{X}'}^{-1}(\Omega_z).$$

By construction, the set of boundary points ∂Y is contained in Y_0 . Furthermore, we choose Y_0 minimal, i.e. removing one open subset $\tau_{\mathcal{X}'}^{-1}(\Omega_z)$ from the covering would no longer cover Y . Set

$$V := \bigcup_{z \in Y_0} \tau_{\mathcal{X}'}^{-1}(\Omega_z),$$

then V is an open subset of W containing $Y = \text{supp}(g)$.

Let y be a point in ∂Y , e an edge emanating from y in $S(\mathcal{X}')$ not contained in Y and $I_{y,e}$ the corresponding half-open interval in the star-shaped open neighborhood Ω_y . Note that $g|_e = 0$. We may shrink the half-open interval $I_{y,e}$ in e , and so Ω_y and V , such that

$$\begin{aligned} g^+ &= (\varphi_1^{\text{an}})^*(-\log |x_{n_1}| + \max_{j \in \{0, \dots, n_1\}} \log |x_j|) = (\varphi_1^{\text{an}})^*(-\log |x_{n_1}| + \log |x_{l_1}|) \\ g^- &= (\varphi_2^{\text{an}})^*(-\log |x_{n_2}| + \max_{j \in \{0, \dots, n_2\}} \log |x_j|) = (\varphi_2^{\text{an}})^*(-\log |x_{n_2}| + \log |x_{l_2}|) \end{aligned}$$

on $I_{y,e}$ for some $l_i \in \{0, \dots, n_i\}$. Define the map $N_{i,\max}: I_{y,e} \rightarrow \mathbb{N}$ as follows

$$N_{i,\max}(\eta) := |\{j \in \{0, \dots, n_i\} | (\varphi_i^{\text{an}})^*(\log |x_j|) = (\varphi_i^{\text{an}})^*(\log |x_{l_i}|)\}|.$$

Shrink $I_{y,e}$ again such that $(\varphi_i^{\text{an}})^*(\log |x_j|)$ is affine on $I_{y,e}$ for every $j \in \{0, \dots, n_i\}$. Consequently, the function $N_{i,\max}$ is constant on $I_{y,e} \setminus \{y\}$ as $(\varphi_i^{\text{an}})^*(\log |x_{l_i}|) = \max(\varphi_i^{\text{an}})^*(\log |x_j|)$ on $I_{y,e}$. Hence, we write $N_{i,\max}$ for this constant value.

Define

$$\begin{aligned} \Omega_{i,k} &:= \{\eta \in I_{y,e} \mid (\varphi_i^{\text{an}})^*(\log |x_j|)(\eta) + \frac{2}{k} < (\varphi_i^{\text{an}})^*(\log |x_{l_i}|)(\eta) \\ &\quad \text{if } (\varphi_i^{\text{an}})^*(\log |x_j|)|_{I_{y,e}} \neq (\varphi_i^{\text{an}})^*(\log |x_{l_i}|)|_{I_{y,e}}, j \in \{0, \dots, n_i\}\} \end{aligned}$$

Let $N' \in \mathbb{N}$ such that $\Omega_k := (\Omega_{1,k} \cap \Omega_{2,k}) \setminus \{y\}$ is a non-empty connected open subset of $I_{y,e}$ for every $k \geq N'$. We have $\Omega_k \subset \Omega_{k+1}$, and we work in the following with $\Omega_{y,e} := \Omega_{N'}$. Then we get for every $k \geq N'$ using properties i)-iii) that

$$\begin{aligned} (4.4) \quad g_k^+ &= (\varphi_1^{\text{an}})^*(-\log |x_{n_1}|) + M_{n_1, \frac{1}{k}}((\varphi_1^{\text{an}})^*(\log |x_0|), \dots, (\varphi_1^{\text{an}})^*(\log |x_{n_1}|)) \\ &= (\varphi_1^{\text{an}})^*(-\log |x_{n_1}|) + M_{N_{1,\max}-1, \frac{1}{k}}((\varphi_1^{\text{an}})^*(\log |x_{l_1}|), \dots, (\varphi_1^{\text{an}})^*(\log |x_{l_1}|)) \\ &= (\varphi_1^{\text{an}})^*(-\log |x_{n_1}|) + (\varphi_1^{\text{an}})^*(\log |x_{l_1}|) + M_{N_{1,\max}-1, \frac{1}{k}}(0, \dots, 0) \\ &= g^+ + M_{N_{1,\max}-1, \frac{1}{k}}(0, \dots, 0) \end{aligned}$$

on $\Omega_{y,e}$. Set $C_k^+ := M_{N_{1,\max}-1, \frac{1}{k}}(0, \dots, 0) \in [0, \frac{1}{k}]$. Analogously,

$$(4.5) \quad g_k^- = g^- + M_{N_{2,\max}-1, \frac{1}{k}}(0, \dots, 0)$$

on $\Omega_{y,e}$. Set $C_k^- := M_{N_{2,\max}-1, \frac{1}{k}}(0, \dots, 0) \in [0, \frac{1}{k}]$. Due to $g = g^+ - g^- = 0$ on $\Omega_{y,e}$, we have

$$g_k^+ - g_k^- = M_{N_{1,\max}-1, \frac{1}{k}}(0, \dots, 0) - M_{N_{2,\max}-1, \frac{1}{k}}(0, \dots, 0)$$

on $\Omega_{y,e}$.

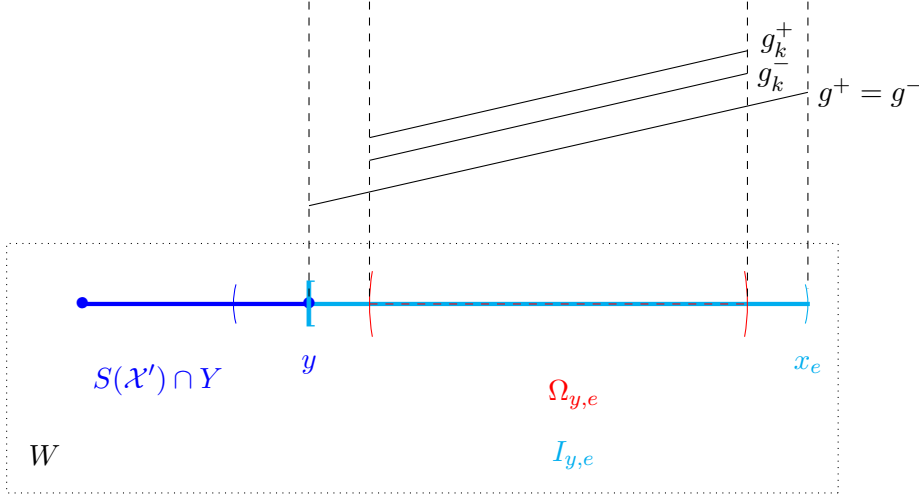


FIGURE 2

3. Step: Modify the constructed functions g_k^\pm on the open subset $V \subset W$ such that (b) and (c) are satisfied.

We start with (b). To ensure that the difference $g_k^+ - g_k^- = (\varphi_1^{\text{an}})^* \phi_{1,k} - (\varphi_2^{\text{an}})^* \phi_{2,k}$ is non-negative on V , we work with $g_k^+ := (\varphi_1^{\text{an}})^* \phi_{1,k} + \frac{1}{k}$ on V instead of $(\varphi_1^{\text{an}})^* \phi_{1,k}$, which is still a smooth psh function on V converging uniformly to the function $g^+ = -\log \|s_1\|_{\mathcal{L}_1}$, and

$$\begin{aligned} (\varphi_1^{\text{an}})^* \phi_{1,k} + \frac{1}{k} - (\varphi_2^{\text{an}})^* \phi_{2,k} &\geq (\varphi_1^{\text{an}})^* \phi_{1,k} + \frac{1}{k} - g^+ + g^- - (\varphi_2^{\text{an}})^* \phi_{2,k} \\ &\geq 0 + \frac{1}{k} - \frac{1}{k} = 0 \end{aligned}$$

on V . Note that we have used $g = g^+ - g^- \geq 0$ on V and property i) of $M_{n_i,k}$.

Next, we deal with (c), i.e. we modify g_k^+ and g_k^- such that $g_k := g_k^+ - g_k^-$ has compact support on V . As in Step 2, let y be a boundary point of Y , Ω_y a star-shaped open neighborhood of y and $I_{y,e} = [y, x_e)$ be a half-open interval of Ω_y contained in an edge e of $S(\mathcal{X}')$ emanating from y and pointing outwards of Y . Recall that we have constructed in the second step the open subset $\Omega_{y,e}$ of $I_{y,e}$. Here, we start with the construction of an affine function on the closed annulus $A := \tau_{\mathcal{X}'}^{-1}([y, x_e])$ whose graph intersects the graphs of all our functions g_k^\pm on $\Omega_{y,e}$ for k big enough. The annulus A is isomorphic to a closed annulus $A' := S(a, b) = \text{trop}^{-1}([\text{val}(b), \text{val}(a)])$ in $\mathbb{G}_m^{1,\text{an}}$ for some $a, b \in K^\times$ with $|a| < |b|$ and $\text{trop} := -\log |T|$. Let $\Phi_{y,e}: A \xrightarrow{\sim} A'$ be an isomorphism. For simplicity, we may assume that $\text{val}(b) = 0$. Then we can identify $I_{y,e} = [y, x_e)$ with the real half-open interval $[0, \text{val}(a))$ via $\text{trop}_{y,e} := -\log |T| \circ \Phi_{y,e}$. Choose points $\zeta_{y,e}, \zeta'_{y,e} \in \Omega_{y,e} \subset e$, and

$m \in \mathbb{N}$, $c \in \mathbb{R}$ such that the function

$$\psi_{y,e}: I_{y,e} \rightarrow \mathbb{R}; \zeta \mapsto m \cdot \text{trop}_{y,e}(\zeta) + c$$

satisfies

$$\psi_{y,e}(\zeta_{y,e}) = ((\varphi_1^{\text{an}})^*(-\log |x_{n_1}|) + (\varphi_1^{\text{an}})^*(-\log |x_{l_1}|))(\zeta_{y,e}) = g^+(\zeta_{y,e}),$$

and $\psi_{y,e}(\zeta'_{y,e}) = g_{N'}^+(\zeta'_{y,e})$. Recall that N' was fixed in Step 2 to define $\Omega_{y,e}$. Since g_k^\pm converges uniformly to $g^+ = g^-$ on $\Omega_{y,e}$, there is an $N'' \geq N'$ such that

$$\sup_{x \in \Omega_{y,e}} (g_k^\pm - g^\pm) = \sup_{x \in \Omega_{y,e}} |g_k^\pm - g^\pm| \leq C_{N'}^+$$

for every $k \geq N''$. By (4.4), we have $g_{N'}^+ - g^\pm = C_{N'}^+ + 1/N'$, and hence

$$g_k^\pm - g_{N'}^+ = g_k^\pm - g^\pm + g^\pm - g_{N'}^+ < 0$$

on $\Omega_{y,e}$ for every $k \geq N''$. Thus, for every $k \geq N''$ there is a point ζ_k^+ in $\Omega_{y,e}$ such that $\psi_{y,e}(\zeta_k^+) = g_k^+(\zeta_k^+)$. Due to $g^+ = g^- \leq g_k^- \leq g_k^+$ by (4.5) and construction, there is also for every $k \geq N''$ a point ζ_k^- in $\Omega_{y,e}$ such that $\psi_{y,e}(\zeta_k^-) = g_k^-(\zeta_k^-)$. Recall that $g^- = g^+$ and g_k^+ and g_k^- with $k \geq N'$ are affine on $\Omega_{y,e}$.

We choose ε such that

$$\Omega_{y,e,<} := \{\zeta \in \Omega_{y,e} \mid \psi_{y,e}(\zeta) + 2\varepsilon < g^+(\zeta)\}$$

$$\Omega_{y,e,>} := \{\zeta \in \Omega_{y,e} \mid \psi_{y,e}(\zeta) > g^+(\zeta) + 2\varepsilon\}$$

are non-empty open subsets of $\Omega_{y,e}$, and we set $\Gamma_{y,e} := \Omega_{y,e} \setminus (\Omega_{y,e,<} \cup \Omega_{y,e,>})$.

In the following, we smoothen the piecewise affine functions $\max(g_k^\pm, \psi_{y,e})$ in a proper way. One can construct a smooth symmetric convex 1-Lipschitz continuous function $\theta_\varepsilon: \mathbb{R} \rightarrow (0, \infty)$ such that $\theta_\varepsilon(a) = |a|$ if $|a| \geq \varepsilon$. We set

$$(4.6) \quad m_\varepsilon(a, b) := \frac{a + b + \theta_\varepsilon(a - b)}{2}.$$

Then the smooth function $m_\varepsilon: \mathbb{R}^2 \rightarrow \mathbb{R}$ satisfies the following properties:

- i) m_ε is convex;
- ii) $\max(a, b) \leq m_\varepsilon(a, b) \leq \max(a, b) + \frac{\varepsilon}{2}$;
- iii) $m_\varepsilon(a, b) = \max(a, b)$ whenever $|a - b| \geq \varepsilon$;
- iv) m_ε is increasing in every variable.

We define the functions

$$\tilde{g}_k^+ := m_\varepsilon(g_k^+, \psi_{y,e}),$$

$$\tilde{g}_k^- := m_\varepsilon(g_k^-, \psi_{y,e})$$

on $\Omega_{y,e}$. Then \tilde{g}_k^+ (resp. \tilde{g}_k^-) coincides with g_k^+ (resp. with g_k^-) on $\Omega_{y,e,<}$ for every $k \geq N''$ since $g^+ = g^- \leq g_k^- \leq g_k^+$ on $I_{y,e}$ by (4.5) and by construction. The functions g_k^+ converge uniformly to $g^- = g^+$, so we can choose $N_{y,e} \geq N''$ such that for all $k \geq N_{y,e}$, we have $g^+ + \varepsilon \geq g_k^+ \geq g_k^-$ on $\Omega_{y,e}$. Then \tilde{g}_k^+ and \tilde{g}_k^- coincide with $\psi_{y,e}$ on $\Omega_{y,e,>}$ for all $k \geq N_{y,e}$. Thus, $\tilde{g}_k^+ - \tilde{g}_k^- = 0$ on $\Omega_{y,e,>}$ for every $k \geq N_{y,e}$. We do this for every $y \in \partial Y$ and for every edge e in $S(\mathcal{X}')$ emanating from y and pointing outwards of Y .

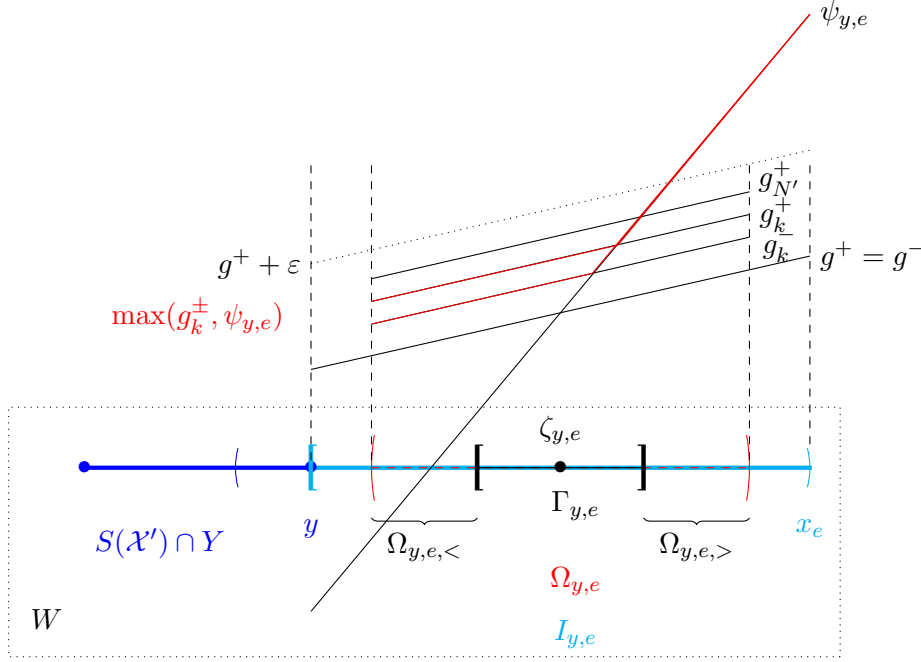


FIGURE 3

Recall that we work on the open subset $V = \bigcup_{z \in Y_0} \tau_{\mathcal{X}'}^{-1}(\Omega_z)$ of W containing Y , where Ω_z is a star-shaped open neighborhood of z in $S(\mathcal{X}')$ and $I_{z,e} = \Omega_z \cap e$ for every edge e in $S(\mathcal{X}')$ emanating from z . We have $\partial Y \subset Y_0$ and the sets $\Omega_y \setminus Y$ with $y \in \partial Y$ are disjoint of all other star-shaped open neighborhoods Ω_z . We write S_y for the set of edges e in $S(\mathcal{X}')$ emanating from y and pointing outwards of Y . Then for every $y \in \partial Y$ and $e \in S_y$, we have constructed the open subset $\Omega_{y,e}$ of $I_{y,e} = [y, x_e] \subset \Omega_y$.

Let V_Y be the connected component of $V \setminus (\bigcup_{y \in \partial Y; e \in S_y} \Gamma_{y,e})$ containing Y and V_e be the connected component of $V \setminus \Gamma_{y,e}$ containing x_e . Note that by the construction of V all connected components V_e are pairwise disjoint. We can extend \tilde{g}_k^\pm to a continuous function on V by

$$\tilde{g}_k^\pm := \begin{cases} m_\varepsilon(g_k^\pm, \psi_{y,e} \circ \tau_{\mathcal{X}'}) & \text{on } \tau_{\mathcal{X}'}^{-1}(\Omega_{y,e}), \\ g_k^\pm & \text{on } V_Y, \\ \psi_{y,e} \circ \tau_{\mathcal{X}'} & \text{on } V_e. \end{cases}$$

Then the functions $\tilde{g}_k^+ - \tilde{g}_k^-$ are non-negative and continuous on V with compact support for every $k \geq \max_{y,e} N_{y,e}$. Recall that by property iv), m_ε is increasing in every variable. From now on we only consider $k \in \mathbb{N}$ with $k \geq \max_{y \in \partial Y, e \in S_y} N_{y,e}$.

4. Step: Show that the modified functions \tilde{g}_k^+ (resp. \tilde{g}_k^-) converge uniformly to a function \tilde{g}^+ (resp. \tilde{g}^-) such that $g = \tilde{g}^+ - \tilde{g}^-$ on V .

Define the following functions on V

$$\tilde{g}^\pm := \begin{cases} m_\varepsilon(g^\pm, \psi_{y,e} \circ \tau_{\mathcal{X}'}) & \text{on } \tau_{\mathcal{X}'}^{-1}(\Omega_{y,e}), \\ g^\pm & \text{on } V_Y, \\ \psi_{y,e} \circ \tau_{\mathcal{X}'} & \text{on } V_e. \end{cases}$$

By construction, these functions are well-defined and continuous. Since $g = g^+ - g^-$ on V with $g = g^+ - g^- = 0$ on $V \setminus Y$, we clearly have $g = \tilde{g}^+ - \tilde{g}^-$ on V .

Next, we show that \tilde{g}_k^+ (resp. \tilde{g}_k^-) converge uniformly to \tilde{g}^+ (resp. to \tilde{g}^-) on V . We know that g_k^+ (resp. g_k^-) converge uniformly to g^+ (resp. to g^-) on V , thus \tilde{g}_k^+ (resp. \tilde{g}_k^-) converge uniformly to g^+ (resp. to g^-) on V_Y . Since $\tilde{g}_k^\pm = \psi_{y,e} \circ \tau_{\mathcal{X}'} = \tilde{g}^\pm$ on V_e , it remains to consider the open subset $\tau_{\mathcal{X}'}^{-1}(\Omega_{y,e})$. For every $x \in \tau_{\mathcal{X}'}^{-1}(\Omega_{y,e})$, we have

$$\begin{aligned} |\tilde{g}_k^\pm(x) - \tilde{g}^\pm(x)| &= |m_\varepsilon(g_k^\pm(x), \psi_{y,e}(\tau_{\mathcal{X}'}(x))) - m_\varepsilon(g^\pm(x), \psi_{y,e}(\tau_{\mathcal{X}'}(x)))| \\ &= \left| \frac{g_k^\pm(x) - g^\pm(x) + \theta_\varepsilon(g_k^\pm(x) - \psi_{y,e}(\tau_{\mathcal{X}'}(x))) - \theta_\varepsilon(g^\pm(x) - \psi_{y,e}(\tau_{\mathcal{X}'}(x)))}{2} \right| \\ &\leq \left| \frac{g_k^\pm(x) - g^\pm(x)}{2} \right| + \left| \frac{g_k^\pm(x) - g^\pm(x)}{2} \right| \\ &\leq |g_k^\pm(x) - g^\pm(x)| \end{aligned}$$

where we used that θ_ε is 1-Lipschitz continuous to get the inequality. Due to the uniform convergence of g_k^\pm to g^\pm on V , which contains $\tau_{\mathcal{X}'}^{-1}(\Omega_{y,e})$, we get

$$\lim_{k \rightarrow \infty} \sup_{x \in \tau_{\mathcal{X}'}^{-1}(\Omega_{y,e})} |\tilde{g}_k^\pm(x) - \tilde{g}^\pm(x)| = 0.$$

5. Step: Show that the modified functions \tilde{g}_k^+ and \tilde{g}_k^- are smooth and psh on V .

Note that both properties are local. We already know that $g_k^\pm \in C^\infty(V_Y)$, so it remains to find for every point x in $\tau_{\mathcal{X}'}^{-1}(\Omega_{y,e}) \cup V_e$ an open neighborhood V_x in V such that \tilde{g}_k^\pm is smooth and psh on V_x .

We start with a point $x \in V_e$. Choose an open neighborhood V_x of x in the open subset $V_e \subset V$, then \tilde{g}_k^\pm is given by $\psi_{y,e} \circ \tau_{\mathcal{X}'}$ on V_x . For every $\zeta \in V_x \subset A$, we have

$$\tilde{g}_k^\pm(\zeta) = (\psi_{y,e} \circ \tau_{\mathcal{X}'}) (\zeta) = (\psi_{y,e} \circ \tau_A) (\zeta) = \Phi_{y,e}^*(-m \cdot \log |T| + c)(\zeta)$$

on V_x . We first show

$$-m \cdot \log |T| + c \in \ker(d'd'' : C^\infty(\mathbb{G}_m^{1,\text{an}}) \rightarrow \mathcal{A}^{1,1}(\mathbb{G}_m^{1,\text{an}})).$$

Consider the tropical chart $(V, \varphi_U) = (\mathbb{G}_m^{1,\text{an}}, \text{id})$ of $\mathbb{G}_m^{1,\text{an}}$. Then $\text{trop}_U = \log |T|$, and so $-m \cdot \log |T|$ can be written as the triple $(\mathbb{G}_m^{1,\text{an}}, \text{id}, \lambda)$, where $\lambda: \mathbb{R} \rightarrow \mathbb{R}$ is the affine function $t \mapsto mt + c$. Thus, $-m \cdot \log |T| + c$ is a smooth function on $\mathbb{G}_m^{1,\text{an}}$ (cf. Definition 3.11). The $(1,1)$ form $d'd''(-m \cdot \log |T| + c)$ is given by the triple $(\mathbb{G}_m^{1,\text{an}}, \text{id}, d'd''\lambda)$. Since λ is affine, the form $d'd''\lambda$ is zero, and so is $d'd''(-m \cdot \log |T| + c)$. Consequently, $-m \cdot \log |T| + c \in \ker(d'd'' : C^\infty(\mathbb{G}_m^{1,\text{an}}) \rightarrow \mathcal{A}^{1,1}(\mathbb{G}_m^{1,\text{an}}))$. This implies that $\tilde{g}_k^\pm|_{V_x} = \Phi_{y,e}^*(-m \cdot \log |T| + c)$ is a smooth psh function on V_x (see Remark 3.21).

Now, consider $x \in \tau_{\mathcal{X}'}^{-1}(\Omega_{y,e})$. We have just seen that $\psi_{y,e} \circ \tau_{\mathcal{X}'}$ is a smooth psh function on $\tau_{\mathcal{X}'}^{-1}((y, x_e))$. Using Proposition 3.20, there is a chart (V_x, φ_{U_x}) with $x \in V_x \subset \tau_{\mathcal{X}'}^{-1}((y, x_e))$ such that $\psi_{y,e} \circ \tau_{\mathcal{X}'} = \phi \circ \text{trop}_{U_x}$ on V_x for a smooth function ϕ on \mathbb{R}^r that is convex restricted to every polyhedron contained in $\text{trop}_{U_x}(V_x)$. On the other hand, we know that the function g_k^\pm is smooth and psh on $\tau_{\mathcal{X}'}^{-1}((y, x_e))$ as well. Hence, there is also a chart $(V'_x, \varphi_{U'_x})$ with $x \in V'_x \subset \tau_{\mathcal{X}'}^{-1}((y, x_e))$ such that $g_k^\pm = \phi' \circ \text{trop}_{U'_x}$ on V'_x for a smooth function ϕ' on $\mathbb{R}^{r'}$ that is convex restricted to every polyhedron contained in $\text{trop}_{U'_x}(V'_x)$. Working on the intersection $(V_x \cap V'_x, \varphi_{U_x} \times \varphi_{U'_x})$, which is a

subchart of both [Gub16, Proposition 4.16], we get

$$\begin{aligned}\psi_{y,e} \circ \tau_{\mathcal{X}'} &= (\phi \circ \text{Trop}(\pi)) \circ \text{trop}_{U_x \cap U'_x} \\ g_k^\pm &= (\phi' \circ \text{Trop}(\pi')) \circ \text{trop}_{U_x \cap U'_x}\end{aligned}$$

for the corresponding transition functions π, π' satisfying $\varphi_{U_x} = \pi \circ (\varphi_{U_x} \times \varphi_{U'_x})$ and $\varphi_{U'_x} = \pi' \circ (\varphi_{U_x} \times \varphi_{U'_x})$. Since $\text{Trop}(\pi)$ and $\text{Trop}(\pi')$ are integral affine functions on $\mathbb{R}^{r+r'}$, the composition $\phi \circ \text{Trop}(\pi)$ (resp. $\phi' \circ \text{Trop}(\pi')$) is still a smooth function on $\mathbb{R}^{r+r'}$ with a convex restriction to every polyhedron. Thus, $m_\varepsilon(\phi \circ \text{Trop}(\pi), \phi' \circ \text{Trop}(\pi'))$ is a smooth function on $\mathbb{R}^{r+r'}$, and the properties i) and iv) of m_ε imply that the restriction to every polyhedron is convex since the restriction of $\phi \circ \text{Trop}(\pi)$ and $\phi' \circ \text{Trop}(\pi')$ are. We have

$$\tilde{g}_k^\pm = m_\varepsilon(g_k^\pm, \psi_{y,e} \circ \tau_{\mathcal{X}'}) = m_\varepsilon(\phi \circ \text{Trop}(\pi), \phi' \circ \text{Trop}(\pi')) \circ \text{trop}_{U_x \cap U'_x}$$

on $V_x \cap V'_x$ for every $x \in \tau_{\mathcal{X}'}^{-1}(\Omega_{y,e})$, so \tilde{g}_k^\pm is a smooth psh function on $\tau_{\mathcal{X}'}^{-1}(\Omega_{y,e})$ by Proposition 3.20, which proves Step 5.

Altogether, \tilde{g}_k^\pm are smooth psh function on V . We set

$$\tilde{g}_k := \tilde{g}_k^+ - \tilde{g}_k^-,$$

then the functions \tilde{g}_k satisfy by construction all the required properties in Step 0.

6. Step: Construction of V' and η .

By the construction of V and \tilde{g}_k , it is no problem to construct the required set V' , i.e. an open subset V' of V containing Y such that $\overline{V'} \subset V$ and $\tilde{g}_k \in C_c^\infty(V')$. Furthermore, let V'' be an open neighborhood of $\overline{V'}$ in V with $\overline{V''} \subset V$. The topological space X^{an} is a compact Hausdorff space. Urysohn's Lemma states the existence of a continuous function $\eta: X^{\text{an}} \rightarrow [0, 1]$ with $\eta \equiv 1$ on $\overline{V'}$ and $\eta \equiv 0$ on $X^{\text{an}} \setminus V''$. Thus, η has compact support in V , i.e. it is the required function in Step 0.

Thus, we have constructed everything as it was described in Step 0 proving the theorem. \square

Corollary 4.8. *Let $f: W \rightarrow \mathbb{R}$ be a continuous function. Then f is subharmonic if and only if f is psh.*

Proof. Follows directly from Theorem 4.5 and Theorem 4.7. \square

5. STABILITY UNDER PULLBACK AND A REGULARIZATION THEOREM

Due to this equivalence in Corollary 4.8, we know that a continuous psh function has all the nice properties that are shown for subharmonic functions in [Thu05]. More precisely, we now know that the property psh for continuous functions is stable under pullback with respect to morphisms of curves. Furthermore, we show that there is a monotone regularization theorem in the setting of Chambert-Loir and Ducros under certain conditions, e.g. if X is \mathbb{P}_K^1 or a Mumford curve.

Corollary 5.1. *Let X, X' be smooth proper algebraic curves over K and $\varphi: W' \rightarrow W$ be a morphism of K -analytic spaces for open subsets $W \subset X^{\text{an}}$ and $W' \subset (X')^{\text{an}}$. If a continuous function $f: W \rightarrow \mathbb{R}$ is psh on W , then $\varphi^* f$ is psh on $\varphi^{-1}(W)$.*

Proof. By Corollary 4.8, the function f is subharmonic on W , and so $\varphi^* f$ is subharmonic on $\varphi^{-1}(W)$ by Proposition 2.6. Using again Corollary 4.8, $\varphi^* f$ is psh on $\varphi^{-1}(W)$. \square

To obtain a monotone regularization theorem in the setting of Chambert-Loir and Ducros for certain X , e.g. for the projective line or a Mumford curve, we use the monotone regularization theorem in Thuillier's setting. Hence, we first need to show that every point has an open neighborhood such that every lisse subharmonic, and so psh, function is globally psh-approximable on it, i.e. it is the uniform limit of smooth psh functions. Recall the definition of the sheaf C^∞ of smooth functions on X^{an} from Definition 3.12. The key tool of this step is to use that for certain X every lisse function f with $dd^c f = 0$ is automatically smooth (cf. [Thu05, Théorème 2.3.21]). These functions are the harmonic functions and the corresponding sheaf is denoted by \mathcal{H}_X (cf. Definition 2.10). Note that in general, every smooth function f with $d'd''f = 0$ is harmonic.

Lemma 5.2. *Let X be a smooth proper algebraic curve such that the sheaf \mathcal{H}_X of harmonic functions on X^{an} is a subsheaf of the sheaf C^∞ of smooth functions on X^{an} . Then every lisse function $f: Y \rightarrow \mathbb{R}$ on a strictly affinoid domain Y of X^{an} which is subharmonic on the interior $W := Y \setminus \partial Y$ of Y is globally psh-approximable on W . More precisely, there is a monotone decreasing sequence of continuous functions f_k on Y that are smooth and psh on W , and converge uniformly to f on Y .*

Proof. Since f is lisse, we can find a strictly semistable model \mathcal{Y} such that $f = F \circ \tau_{\mathcal{Y}}$ on Y for a piecewise affine function F on $S(\mathcal{Y})$. We construct continuous functions on Y converging uniformly to f that are smooth and psh on W using techniques as in the proof of Theorem 4.7.

Let S be the set of points in $S(\mathcal{Y}) \setminus \partial Y$ that are contained in the support of the discrete measure $dd^c F$. Consider in the following a point x in S . Then $dd^c F > 0$ in an open neighborhood of x because f is subharmonic. The considered point x is either of type II or III. If x is of type II, we may assume x to be a vertex of $S(\mathcal{Y})$ and we denote by $e_{x,1}, \dots, e_{x,n}$ the adjacent edges in $S(\mathcal{Y})$ and by x_i the second endpoint of $e_{x,i}$. If x is of type III, x is contained in the interior of an edge e_x with endpoints x_1 and x_2 and we denote by $e_{x,1}$ and $e_{x,2}$ the segments $[x_1, x]$ and $[x, x_2]$ of e_x . By blowing up \mathcal{Y} , we may assume that no x_i belongs to S and that F restricted to every $e_{x,i}$ is affine.

In both situations, type II or III, we can find a piecewise affine function G_x on $\Gamma_x := \bigcup_{i=1, \dots, n} e_{x,i}$ such that

- i) $G_x(x) = F(x)$,
- ii) $G_x < F$ on $\Gamma_x \setminus \{x\}$,
- iii) $dd^c G_x = 0$ in a neighborhood of x , and
- iv) $(G_x)|_{e_{x,i}}$ is affine for every $i = 1, \dots, n$.

Choose $\varepsilon_{x,i} > 0$ with $F(x_i) - G_x(x_i) > 2\varepsilon_{x,i}$. Then there is a point $y_i \in (x, x_i)$ such that $F(y_i) = G_x(y_i) + \varepsilon_{x,i}$, $F < G_x + \varepsilon_{x,i}$ on $[x, y_i)$ and $F > G_x + \varepsilon_{x,i}$ on $(y_i, x_i]$. Since S has only finitely many points and corresponding adjacent edges, we can set $\varepsilon_0 := \min_{x \in S, i} \varepsilon_{x,i}$. Then for every $x \in S$, every $e_{x,i} = [x, x_i]$, and every $0 < \varepsilon \leq \varepsilon_0$ the following inequalities

$$(5.1) \quad G_x(x) + \varepsilon - F(x) > \varepsilon/2, \quad F(x_i) - (G_x(x_i) + \varepsilon) > \varepsilon/2$$

hold.

For every $x \in S$, the set $V_x := (\tau_{\mathcal{Y}}^{-1}(\Gamma_x^\circ))$ is an open neighborhood of x in W and by construction these sets are pairwise disjoint. We define for every $0 < \varepsilon \leq \varepsilon_0$ the following function on Y

$$(5.2) \quad f_\varepsilon := \begin{cases} m_{\frac{\varepsilon}{2}}(G_x \circ \tau_{\mathcal{Y}} + \varepsilon, f) & \text{on } V_x \text{ for } x \in S, \\ f & \text{on } Y \setminus \bigcup_{x \in S} V_x, \end{cases}$$

where m_ε is the smooth maximum defined in (4.6) (see proof of Theorem 4.7). By (5.1) and property iii) of $m_{\varepsilon/2}$ in (4.6), the defined function coincides with $G_x \circ \tau_Y + \varepsilon$ in an open neighborhood of x and with f in an open neighborhood of x_i , where x_i is the other vertex for an adjacent $e_{x,i} = [x, x_i]$. Thus, f_ε is continuous on Y .

We will later use functions of this form to construct our sequence, but first we show that f_ε is smooth and psh on W . By construction, there is an open neighborhood W' of $W \setminus \bigcup_{x \in S} V_x$ such that f_ε coincides with f and $f = F \circ \tau_Y$ is harmonic on W' . Since we required that \mathcal{H}_X is a subsheaf of C^∞ and every harmonic function is psh by Proposition 2.11 and Theorem 4.7, the function f_ε is a smooth psh function on W' .

On the other hand, for every $x \in S$ the constructed function f_ε coincides with the harmonic function $G_x \circ \tau_Y + \varepsilon$ on an open neighborhood of x , and so it is locally smooth and psh at x as well. It remains to consider f_ε on $\tau_Y^{-1}((x, x_i))$ for every $x \in S$ and every adjacent $e_{x,i} = [x, x_i]$. Since f and $G_x \circ \tau_Y + \varepsilon$ are harmonic, and so smooth and psh on $\tau_Y^{-1}((x, x_i))$, one can show as in Step 5 in the proof of Theorem 4.7 that $f_\varepsilon = m_{\frac{\varepsilon}{2}}(G_x \circ \tau_Y + \varepsilon, f)$ is still smooth and psh on $\tau_Y^{-1}((x, x_i))$. Altogether, f_ε is a smooth psh function on W .

With the help of the function f_ε defined in (5.2), we construct now a monotonically decreasing sequence $(f_k)_{k \in \mathbb{N}}$ of smooth psh functions converging uniformly to f on Y . For every $k \in \mathbb{N}$, we define $\varepsilon_k > 0$ recursively starting with ε_0 from above, and set $f_k := f_{\varepsilon_k}$. To do so, we need to consider the subsets

$$\Omega_k := \bigcup_{x \in S} \left\{ y \in V_x \mid |G_x(\tau_Y(y)) + \varepsilon_k - f(y)| < \frac{\varepsilon_k}{2} \right\}$$

on which f_k does not necessarily coincide with $\max(G_x \circ \tau_Y + \varepsilon_k, f)$ for some $x \in S$. For a given ε_k , we choose ε_{k+1} such that $0 < \varepsilon_{k+1} < \varepsilon_k/3$. Then $\Omega_k \cap \Omega_{k+1} = \emptyset$ for every $k \in \mathbb{N}$ and $\varepsilon_k \rightarrow 0$ for $k \rightarrow \infty$.

We show that the sequence f_k converges pointwise to f and $f_{k+1} \leq f_k$ on Y . If $y \in Y \setminus \bigcup_{x \in S} V_x$, then all f_k coincide with f , and so both assertions are trivial. We therefore assume that $y \in V_x$ for some $x \in S$. In the case of $y \in \tau_Y^{-1}(x)$, we have

$$f_k(y) = G_x(x) + \varepsilon_k = F(x) + \varepsilon_k = f(y) + \varepsilon_k,$$

and so $f_k(y) \geq f_{k+1}(y)$ and $f_k(y)$ converges to $f(y)$ for $k \rightarrow \infty$. Now we consider the case $y \in V_x \setminus \{\tau_Y^{-1}(x)\}$. Then we can find an ε_N small enough such that $f(y) - (G_x(\tau_Y(y)) + \varepsilon_N) > \varepsilon_N/2$. Hence, for every $k \geq N$ we have $f(y) - (G_x(\tau_Y(y)) + \varepsilon_k) > \varepsilon_k/2$, and so

$$f_k(y) = \max(G_x \circ \tau_Y + \varepsilon_k, f) = f(y).$$

Thus, $f_k(y)$ converges clearly to $f(y)$. Next, consider an arbitrary $k \in \mathbb{N}$ and show $f_k(y) \geq f_{k+1}(y)$. If $y \notin \Omega_k \cup \Omega_{k+1}$, then

$$f_{k+1}(y) = \max(G_x(\tau_Y(y)) + \varepsilon_{k+1}, f(y)) \leq \max(G_x(\tau_Y(y)) + \varepsilon_k, f(y)) = f_k(y)$$

since $\varepsilon_k > \varepsilon_{k+1}$. If $y \in \Omega_k$, by the choice of ε_{k+1} , we have $y \notin \Omega_{k+1}$. Thus,

$$f_{k+1}(y) = \max(G_x(\tau_Y(y)) + \varepsilon_{k+1}, f(y)) \leq \max(G_x(\tau_Y(y)) + \varepsilon_k, f(y)) \leq f_k(y),$$

where the last inequality is true by property ii) following (4.6). Finally, let $y \in \Omega_{k+1}$, and so $y \notin \Omega_k$. Then $G_x(\tau_Y(y)) + \varepsilon_k \geq f(y)$ as $\varepsilon_{k+1} < \varepsilon_k/3$, and so

$$f_k(y) = \max(G_x(\tau_Y(y)) + \varepsilon_k, f(y)) = G_x(\tau_Y(y)) + \varepsilon_k \geq f(y) + \varepsilon_k/2$$

as $y \notin \Omega_k$. By property ii) following (4.6), $\varepsilon_{k+1} < \varepsilon_k/3$ and the last inequality, we get

$$\begin{aligned} f_{k+1}(y) &\leq \max(G_x(\tau_{\mathcal{Y}}(y)) + \varepsilon_{k+1}, f(y)) + \varepsilon_{k+1}/4 \\ &\leq \max(G_x(\tau_{\mathcal{Y}}(y)) + \varepsilon_k, f(y) + \varepsilon_k/2) \\ &\leq f_k(y). \end{aligned}$$

Thus, the sequence f_k of continuous functions converges pointwise to the continuous function f on Y and $f_{k+1} \leq f_k$. Since Y is compact, f_k converge uniformly by Dini's theorem. We have already seen above that every f_k is smooth and psh on W . \square

Before we use this lemma to prove a monotone regularization theorem in the setting of Chambert-Loir and Ducros for Mumford curves, we recall the definition of these curves.

Definition 5.3. A smooth proper curve X of genus $g \geq 1$ over K is called a *Mumford curve* if there is a semistable model \mathcal{X} such that all irreducible components of the special fibre are rational (cf. [Ber90, Theorem 4.4.1]).

Corollary 5.4. *Let X be a smooth proper curve over K . If \tilde{K} is algebraic over a finite field or X is the projective line or a Mumford curve, then every continuous psh function $f: W \rightarrow \mathbb{R}$ on an open subset W of X^{an} is locally psh-approximable. More precisely, the sequence of smooth psh functions can be chosen monotonically decreasing.*

Proof. At first, note that in the given situation \mathcal{H}_X is a subsheaf of C^∞ on X^{an} , which is a consequence of [Thu05, Théorème 2.3.21] (see [Wan16, Corollary 5.3.21]). We additionally use [Ber90, Theorem 4.4.1] in the case of a Mumford curve. Hence, we may apply Lemma 5.2.

To prove the corollary, we have to show that every point x in W has an open neighborhood in W such that f is a uniform limit of smooth psh functions. The continuous psh function f is subharmonic by Theorem 4.7, and we therefore can use Thuillier's monotone regularization theorem (see Proposition 2.8). We can find for every $x \in W$ a relatively compact neighborhood W' of x in W and a decreasing net $\langle f_j \rangle$ of lisse subharmonic functions on W' converging pointwise to f . Let Y be a strictly affinoid domain in W' having x in its interior Y° . Then the decreasing net $\langle f_j \rangle$ converges uniformly to the continuous function f on the compact set Y by Dini's theorem. Thus, one can construct inductively a decreasing sequence of lisse subharmonic functions on W' converging uniformly to f on Y and we write $(f_k)_{k \in \mathbb{N}}$ for this sequence.

We have seen in Lemma 5.2 that each f_k is the uniform limit of a decreasing sequence of smooth psh functions on Y° . Hence, we can choose a decreasing sequence of smooth psh functions on Y° converging uniformly to f . \square

Remark 5.5. Note that there are curves such that the sheaf \mathcal{H}_X of harmonic functions is not a subsheaf of the sheaf C^∞ of smooth functions on X^{an} . A counter example of such a curve can be constructed by the proof of [Thu05, Théorème 2.3.21] (see for example [Wan16, Corollary 5.3.23]). For those curves we do not know whether every psh function is locally psh-approachable.

REFERENCES

- [Ber90] Vladimir G. Berkovich. Spectral theory and analytic geometry over non-Archimedean fields, volume 33 of *Mathematical Surveys and Monographs*. American Mathematical Society, Providence, RI, 1990.
- [Ber07] Vladimir G. Berkovich. Integration of one-forms on p -adic analytic spaces, volume 162 of *Annals of Mathematics Studies*. Princeton University Press, Princeton, NJ, 2007.

- [BFJ12] Sebastien Boucksom, Charles Favre, Mattias Jonsson Singular semipositive metrics in non-archimedean geometry. 2012. <http://arxiv.org/abs/1201.0187>.
- [BFJ15] Sebastien Boucksom, Charles Favre, Mattias Jonsson Solution to a non-Archimedean Monge-Ampère equation. *J. Amer. Math. Soc.*, 28(3):617–667, 2015.
- [BG84] Robert Bieri, John R.J. Groves The geometry of the set of characters induced by valuations. *J. Reine Angew. Math.* 347, 168–195, 1984.
- [BL85] Siegfried Bosch, Werner Lütkebohmert. Stable reduction and uniformization of abelian varieties. I *Mathematische Annalen*, 270, 1985.
- [BL93] Siegfried Bosch, Werner Lütkebohmert. Formal and rigid geometry. I. Rigid spaces *Mathematische Annalen*, 295, 1993.
- [BPR13] Matthew Baker, Sam Payne, Joseph Rabinoff. On the structure of non-Archimedean analytic curves. In *Tropical and non-Archimedean geometry*, volume 605 of *Contemp. Math.*, pages 93–121. Amer. Math. Soc., Providence, RI, 2013.
- [BR10] Matthew Baker, Robert Rumely. Potential theory and dynamics on the Berkovich projective line, volume 159 of *Mathematical Surveys and Monographs*. American Mathematical Society, Providence, RI, 2010.
- [CD12] Antoine Chambert-Loir, Antoine Ducros. Formes différentielles réelles et courants sur les espaces de Berkovich. 2012. <http://arxiv.org/abs/1204.6277>.
- [GK14] Walter Gubler, Klaus Künnemann. A tropical approach to non-archimedean Arakelov theory. In *Algebra Number Theory* 11, no. 1, 77–180, 2017. <http://arxiv.org/abs/1406.7637>.
- [GK15] Walter Gubler, Klaus Künnemann. Positivity properties of metrics and delta-forms. 2015. <http://arxiv.org/abs/1509.09079>.
- [Gub16] Walter Gubler. Forms and currents on the analytification of an algebraic variety (after Chambert-Loir and Ducros). In Matthew Baker and Sam Payne, editors, *Nonarchimedean and Tropical Geometry*, Simons Symposia, pages 1–30, Switzerland, 2016. Springer.
- [JW18] Philipp Jell, Veronika Wanner. Poincaré duality for tropical Dolbeault cohomology of non-archimedean Mumford curves. 2018. *Journal of Number Theory*. <https://doi.org/10.1016/j.jnt.2017.11.004>.
- [KRZB15] Eric Katz, Joseph Rabinoff, David Zureick-Brown. Uniform bounds for the number of rational points on curves of small Mordell-Weil rank. 2016. *Duke Mathematical Journal*, 16: 3189–3240, 2016. <https://doi.org/10.1215/00127094-3673558>.
- [Lag12] Aron Lagerberg. Super currents and tropical geometry. *Math. Z.*, 270(3-4):1011–1050, 2012.
- [Thu05] Amaury Thuillier. Théorie du potentiel sur les courbes en géométrie analytique non archimédienne. Applications à la théorie d’Arakelov. Thèse del’Université de Rennes 1 (2005).
- [Wan16] Veronika Wanner. Harmonic functions on the Berkovich projective line. Master Thesis. 2016. <https://d-nb.info/1136471502/34>.
- [Zha93] Shouwu Zhang. Admissible pairing on a curve. *Invent. Math.*, 112(1):171–193 (1993).

V. WANNER, MATHEMATIK, UNIVERSITÄT REGENSBURG, 93040 REGENSBURG, GERMANY
E-mail address: veronika.wanner@mathematik.uni-regensburg.de