

# Modulus D-term Inflation

Kenji Kadota<sup>1,\*</sup>, Tatsuo Kobayashi<sup>2,†</sup>, Ikumi Saga<sup>2,‡</sup> and Keigo Sumita<sup>3,§</sup>

<sup>1</sup>*Center for Theoretical Physics of the Universe, Institute for Basic Science (IBS),  
Daejeon 34051, Korea*

<sup>2</sup>*Department of Physics, Hokkaido University, Sapporo 060-0810, Japan*

<sup>3</sup>*Department of Physics, Waseda University, Tokyo 169-8555, Japan*

## Abstract

We propose a new model of single-field D-term inflation in supergravity, where the inflation is driven by a single modulus field which transforms non-linearly under the U(1) gauge symmetry. One of the notable features of our modulus D-term inflation scenario is that the global U(1) remains unbroken in the vacuum and hence our model is not plagued by the cosmic string problem which can exclude most of the conventional D-term inflation models proposed so far due to the CMB observations.

---

\*E-mail address: kadota@ibs.re.kr

†E-mail address: kobayashi@particle.sci.hokudai.ac.jp

‡E-mail address: i-saga@particle.sci.hokudai.ac.jp

§E-mail address: k.sumita@aoni.waseda.jp

# Contents

<b>1</b>	<b>Introduction</b>	<b>1</b>
<b>2</b>	<b>Model</b>	<b>1</b>
2.1	Case 1 : $A > 0$ . . . . .	5
2.2	Case 2 : $A < 0$ . . . . .	10
<b>3</b>	<b>Conclusion and Discussion</b>	<b>11</b>

# 1 Introduction

The cosmic inflation offers one of the most compelling paradigms for the early universe [1, 2], which is supported by the cosmological observables such as the Cosmic Microwave Background (CMB) [3, 4]. Many of the proposed inflation models have been studied in the framework of supergravity because of the high energy scale involved in the inflation dynamics.

Among the popular supergravity inflation scenarios are called the D-term inflation models, where the D-term scalar potential provides the energy density responsible for the inflation dynamics. Models of this sort boast of an evident advantage that the inflaton field does not obtain the mass of the order Hubble scale from the higher dimensional corrections (hence spoiling the slow-roll conditions, so called  $\eta$ -problem) from which the F-term dominated inflation models suffer.

The D-term inflation models with a  $U(1)$  gauge symmetry were originally proposed in Ref. [5–7], and most of the D-term inflation models proposed so far involve the multiple field dynamics conventionally categorized as a hybrid inflation model. The D-term hybrid models, however, encounter a serious problem in the light of the recent CMB observations due to the inevitable cosmic string formation at the end of inflation through the  $U(1)$  symmetry breaking [8–13]. Despite many attempts to suppress the cosmic string contributions to the CMB observables [14–20], few viable models of the D-term hybrid inflation exist in the literature [21–24].<sup>1</sup>

The chaotic inflation models based on the D-term potential also have been discussed [26–28], where a matter charged under the  $U(1)$  gauge symmetry is identified as the inflaton and its dynamics is governed by the D-term potential. The  $U(1)$  symmetry is broken during the inflation and is never restored afterwards, hence such a D-term chaotic inflation is free from the cosmic string problem which the conventional D-term hybrid inflation models typically suffer from. It would be worth exploring the realization of the D-term inflation scenarios even further in view of the growing cosmological data in prospect and its possible UV completion for the model consistency, and we propose, in this paper, a new type of D-term single-field inflation where a modulus associated with the  $U(1)$  gauge symmetry plays the role of the inflaton. In clear contrast to the previously proposed D-term inflation models, the global  $U(1)$  remains unbroken in the vacuum in our scenario and our modulus D-term inflation hence is free from the cosmic string problem. Following the model setup of our scenario, we present the detailed dynamics and consequences of our modulus D-term inflation models to illustrate the consistency with the latest CMB data. The discussion section includes a brief comment on embedding our model into superstring theories.

## 2 Model

Let us begin our discussions by presenting the setup of our model. In the following discussions, the reduced Planck scale is set to unity. We consider the supergravity model with a  $U(1)$  gauge symmetry. We denote the  $U(1)$  vector multiplet by  $\mathcal{V}$ , whose gauge kinetic function is obtained

---

<sup>1</sup>See also for D-term hybrid inflation with moduli [25].

by

$$f = f_0 + \rho T. \quad (1)$$

Here,  $T$  denotes a modulus superfield, and  $f_0$  as well as  $\rho$  is constant, which we set real and positive for simplicity. The constant  $f_0$  would correspond to the vacuum expectation value (VEV) of another modulus, which is stabilized above the inflation scale. Here, we use the convention that we denote a chiral superfield and its lowest scalar component by the same letter. The Kähler potential of  $T$  in our model is given by

$$K = -n \log(T + \bar{T}) \quad (2)$$

with a real constant  $n$ . Furthermore,  $T$  transforms non-linearly as  $T \rightarrow T - m\Lambda$  with a real constant  $m$  under the  $U(1)$  transformation  $\mathcal{V} \rightarrow \mathcal{V} + \Lambda + \bar{\Lambda}$  ( $\Lambda$  is a chiral superfield). Thus, the  $U(1)$  invariant Kähler potential is written by

$$K = -n \log(T + \bar{T} + m\mathcal{V}). \quad (3)$$

That induces the  $T$ -dependent D-term,  $D = -mn/(2\tau) + \dots$ , where

$$\tau \equiv \text{Re } T, \quad (4)$$

for the scalar component of the superfield  $T$ . Also, we assume an additional constant Fayet-Iliopoulos (FI) term,  $\xi$ . That is, the D-term is written by

$$D = \xi - \frac{mn}{2\tau}. \quad (5)$$

The FI term,  $\xi$ , would be generated at an energy scale higher than the inflation scale by strong dynamics or VEV of another modulus, which is stabilized by a mass heavier than the inflation scale. Moreover, matter fields  $\phi$  charged under the  $U(1)$  gauge symmetry are set to vanish during the inflation.

In our model  $\tau$  is identified with the inflaton. We set the superpotential such that the D-term scalar potential is dominant and we can neglect the F-term scalar potential. Then, the inflationary dynamics is governed by the D-term potential,

$$V = \frac{1}{8} \frac{1}{f_0 + \rho\tau} \left( -2\xi + \frac{mn}{\tau} \right)^2. \quad (6)$$

In the conventional D-term inflation, the inflation terminates in the waterfall manner and the  $U(1)$  gauge symmetry is broken. Then, cosmic strings can be produced after the inflation, which severely conflicts with the CMB observations. In our scenario proposed in this paper, the  $U(1)$  gauge field becomes massive eating the axionic component of  $T$ .<sup>2</sup> The minima of the potential correspond to  $\tau = mn/(2\xi)$  and  $\tau \rightarrow \infty$  for  $mn/\xi > 0$ , while the minimum corresponds to  $\tau \rightarrow \infty$  for  $mn/\xi < 0$ . At the minimum,  $\tau = mn/(2\xi)$ , the D-term vanishes. Thus, at this vacuum, any chiral scalar fields  $\phi$  do not develop VEVs and the global  $U(1)$

---

<sup>2</sup>If  $\xi$  is originated by another modulus, its axionic part may be included in the eaten mode.

symmetry remains. The other case,  $\tau \rightarrow \infty$ , is a runaway vacuum, where the  $D$ -term remains finite. Some chiral fields  $\phi$  may develop their VEVs, and global symmetries would be broken. Then, cosmic strings may be generated, but its tension may be reduced along  $\tau \rightarrow \infty$ . These are important features of our scenario different from the others D-term inflation scenarios, in particular the conventional hybrid D-term inflation scenario.

We now discuss the inflation dynamics in our scenario, and let us introduce the following re-parameterizations for convenience

$$A \equiv \frac{mn}{\xi}, \quad B \equiv \frac{f_0}{\rho}, \quad C \equiv \frac{\xi^2}{\rho}. \quad (7)$$

Note that all of them are the ratios of model parameters, and, as we illustrate in the followings, this set of parameters  $(A, B, C)$  can characterize the inflation dynamics. For instance, the actual values of  $(m, n)$  do not affect the inflation dynamics as long as  $(A, B, C)$  stay same. From a string-theoretical point of view, we expect  $m, n = \mathcal{O}(1)$  and the precise values of  $(m, n)$  of the order unity do not affect the discussion of our scenario. The scalar potential is now given by

$$V = \frac{C}{8} \frac{(-2\tau + A)^2}{\tau^2(\tau + B)}, \quad (8)$$

and its first derivative  $V_\tau = \frac{\partial V}{\partial \tau}$  consequently reads

$$V_\tau = \frac{C(-2\tau + A)}{8\tau^3(\tau + B)^2} [-2A(\tau + B) - \tau(-2\tau + A)]. \quad (9)$$

We can see from this expression that the scalar potential has two vacua for  $A > 0$  as mentioned above, i.e.,  $\tau = A/2$  and  $\tau \rightarrow \infty$ .

The slow roll parameters are calculated as

$$\epsilon \equiv \frac{1}{2} \left( \frac{V'}{V} \right)^2 = \frac{1}{n} \left( \frac{2A}{-2\tau + A} + \frac{\tau}{\tau + B} \right)^2, \quad (10)$$

$$\eta \equiv \frac{V''}{V} = \frac{2}{n} \left[ -\frac{4A(\tau - A)}{(-2\tau + A)^2} + \frac{4A\tau}{(-2\tau + A)(\tau + B)} + \frac{\tau(\tau - B)}{(\tau + B)^2} \right], \quad (11)$$

where  $V'$  and  $V''$  represent the first and second derivatives of  $V$  with respect to the canonically normalized inflaton  $\tau_{can}$  defined by

$$\frac{d\tau_{can}}{d\tau} \equiv \sqrt{2K_{T\bar{T}}}. \quad (12)$$

One can see that the slow roll conditions are satisfied in some parameter regions, e.g.,  $A \ll \tau \ll B$ , to be quantitatively demonstrated later. These slow roll parameters describe the spectral tilt and the tensor-to-scalar ratio as

$$n_s = 1 - 6\epsilon + 2\eta, \quad (13)$$

$$r = 16\epsilon. \quad (14)$$

Note that the tilt and the tensor-to-scalar ratio are independent of  $C$  which in turn can be set for the desirable fluctuation amplitude.

There are two parameter regions where we can find plausible inflationary trajectories: i)  $A > 0$  and  $B, C > 0$ , ii)  $A < 0$  and  $B, C > 0$ . Note that the signs of  $B$  and  $C$  are always same because the values of  $f_0$  and  $\xi^2$  should be positive. Since the physical value of  $\tau$  must also be positive, the scalar potential  $V$  contains a singularity for  $B < 0$  and we cannot realize the successful inflation. We hence will focus on the aforementioned two regions with a positive  $B$ . In Fig. 1, we show the scalar potential as a function of the canonically normalized inflaton  $\tau_{can}$ .

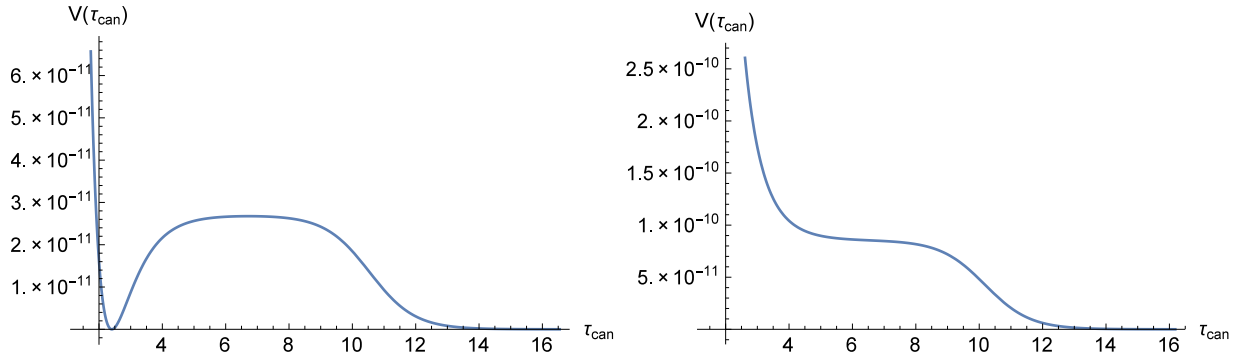


Figure 1: The scalar potentials for  $A > 0$ (left) and  $A < 0$ (right) are shown.

The parameters are set as  $(A, B, C) = (60, 3.0 \times 10^5, 1.6 \times 10^{-4})$  and  $(-60, 1.8 \times 10^5, 3.1 \times 10^{-4})$  in the left and the right panels, respectively. In both panels, one can find a flat hill suitable for the inflation. Indeed, the slow roll conditions,  $\epsilon, \eta < 1$ , are satisfied around the hilltop as shown in Fig. 2. For  $A > 0$ , as shown in the left panel of Fig. 1, there are two inflaton trajectories. One trajectory starts from around the hilltop to the minimum  $\tau = A/2$ , and the other goes towards  $\tau \rightarrow \infty$ . For  $A < 0$ , as shown in the right panel of Fig. 1, the inflaton trajectory would start from the plateau towards  $\tau \rightarrow \infty$ .

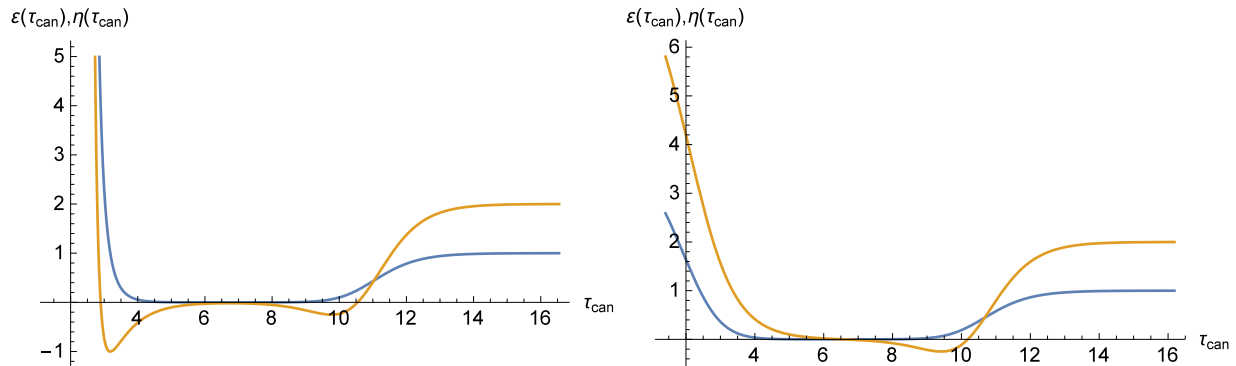


Figure 2: We evaluate the slow roll parameters,  $\epsilon$  (blue) and  $\eta$  (orange), with the same values of input parameters as those used in Fig. 1.

## 2.1 Case 1 : $A > 0$

We here study the case with  $A > 0$ , where the typical form of the scalar potential is shown in the left panel of Fig. 1. For convenience we introduce the normalized quantities

$$\tilde{\tau} \equiv \frac{\tau}{A}, \quad \tilde{B} \equiv \frac{B}{A}. \quad (15)$$

One can see that the scalar potential becomes almost constant,

$$\frac{\xi^2}{2f_0}, \quad (16)$$

for

$$\frac{1}{2} \ll \tilde{\tau} \ll \tilde{B}. \quad (17)$$

In this region, the hilltop point  $\tilde{\tau}_0$  sits around

$$\tilde{\tau}_0 \sim \sqrt{\tilde{B}}. \quad (18)$$

The inflation terminates when the inflaton goes outside of this flat region. The efolding number under the slow-roll conditions reads

$$\begin{aligned} N &= \int_{\tilde{\tau}_f}^{\tilde{\tau}_i} \frac{V}{V_{\tilde{\tau}}} \left( \frac{d\tau_{\text{can}}}{d\tilde{\tau}} \right)^2 d\tilde{\tau} \\ &= -\frac{n}{8} \left[ 2 \log \tilde{\tau} + \log \left| 2\tilde{\tau}^2 - 3\tilde{\tau} - 2\tilde{B} \right| + \frac{8\tilde{B} + 5}{\sqrt{9 + 16\tilde{B}}} \log \left| \frac{4\tilde{\tau} - 3 - \sqrt{9 + 16\tilde{B}}}{4\tilde{\tau} - 3 + \sqrt{9 + 16\tilde{B}}} \right| \right]_{\tilde{\tau}_f}^{\tilde{\tau}_i}, \end{aligned} \quad (19)$$

where  $[f(x)]_b^a \equiv f(a) - f(b)$  and  $\tilde{\tau}_f$  represents the end of inflation when the slow-roll condition is violated and  $\tilde{\tau}_i$  represents the field value  $N$  efolding before the end of inflation. For the clarity of our presentation in this section, we adopt  $\tilde{\tau}_f = \frac{1}{2}$  when the inflaton goes toward the minimum,  $\tilde{\tau} = \frac{1}{2}$  ( $\tau = \frac{A}{2}$ ), starting from the hilltop and  $\tilde{\tau}_f = \tilde{B}$  when the inflaton goes towards  $\tilde{\tau} \rightarrow \infty$ . We checked and will show explicitly later that this simplicity does not affect the accuracy of the estimation of  $N$  by more than a few percent for the parameter range discussed in this section.

Let us first focus on the trajectory towards the minimum  $\tilde{\tau}_f = \frac{1}{2}$ . Since the efolding number and the spectral tilt depend only on  $\tilde{\tau}_i$ ,  $\tilde{B}$ , and  $n$  for the fixed value of  $\tilde{\tau}_f = \frac{1}{2}$ , we can estimate them on  $(\tilde{B}, \tilde{\tau}_i)$ -plane for  $n = 1, 2$ , and  $3$ . The results are shown in Fig. 3.

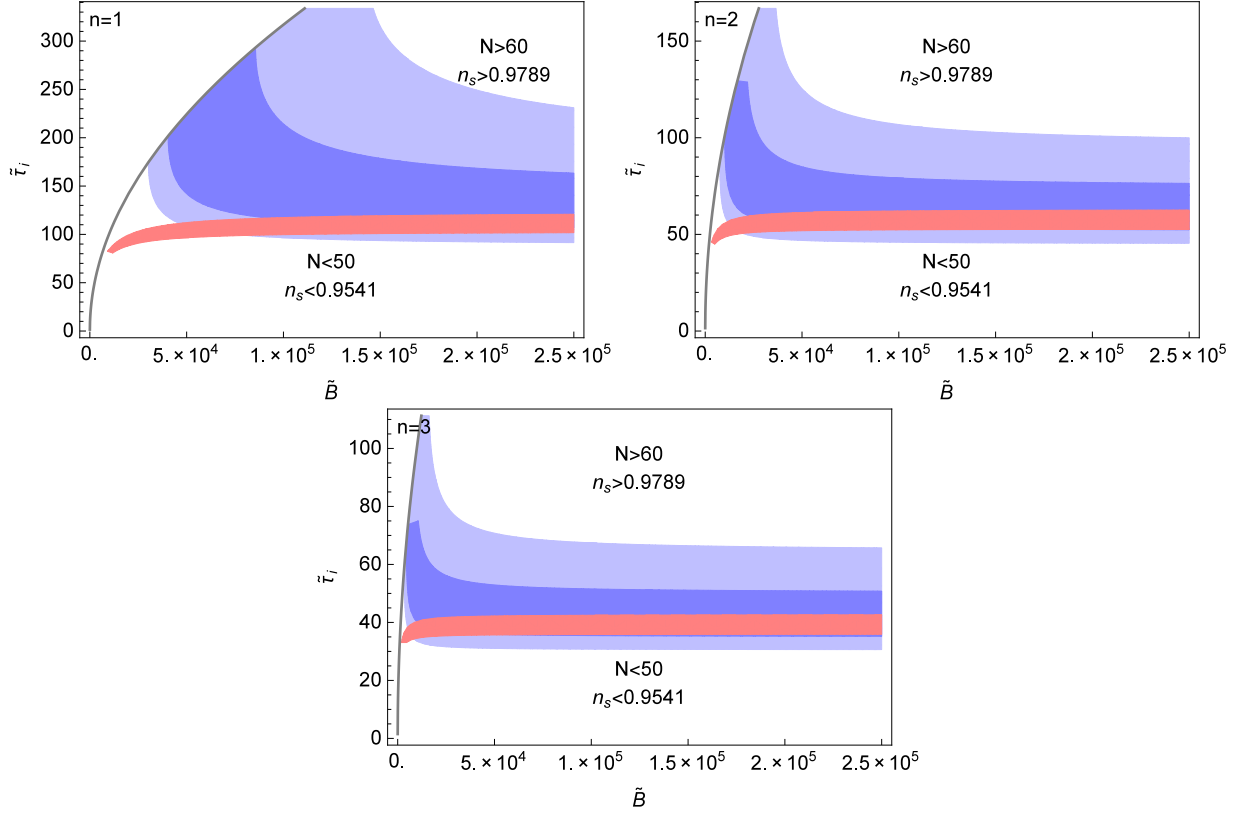


Figure 3: We evaluate  $n_s$  and  $N$  on  $(\tilde{B}, \tilde{\tau}_i)$ -plane for  $A > 0$  when the inflaton rolls towards the minimum  $\tilde{\tau} = \frac{1}{2}$  ( $\tau = \frac{A}{2}$ ). Three panels correspond to different values of  $n$ . The black solid line expresses  $\tilde{\tau}_i = \tilde{\tau}_0$  ( $\tilde{\tau}_0$  represents the hilltop) and the region below this line is for the inflaton rolling towards the minimum  $\tilde{\tau} = \frac{1}{2}$  (the other region corresponds to the inflaton rolling towards  $\tilde{\tau} \rightarrow \infty$ ).

The deep (light) blue region corresponds to the  $1\sigma$  ( $2\sigma$ ) range of the CMB data on  $n_s$ , and we get  $50 \leq N \leq 60$  in the red region.

We find from these figures the following hierarchies,

$$1 \ll \tilde{\tau}_i \ll \frac{\tilde{B}}{\tilde{\tau}_i}, \quad (21)$$

which gives rise to some predictive results of the inflationary dynamics. First, this simplifies the expression for the e-folding number (20) as

$$N \approx \frac{n}{2} \tilde{\tau}_i. \quad (22)$$

For example  $\tilde{\tau}_i \approx 100$  is predicted for  $N = 50$  and  $n = 1$ , which is consistent with the figure. The expression for the tensor-to-scalar ratio is also simplified as

$$r = \frac{16}{n} \left( \frac{2}{-2\tilde{\tau}_i + 1} + \frac{\tilde{\tau}_i}{\tilde{\tau}_i + \tilde{B}} \right)^2 \approx \frac{16}{n} \left( \frac{1}{\tilde{\tau}_i} \right)^2. \quad (23)$$



One can estimate the typical value of  $r$  as  $\mathcal{O}(10^{-3})$ . As we mentioned, the curvature perturbation amplitude,

$$A_s \equiv \frac{V^3}{12\pi^2(V')^2} = \frac{nC(2\tilde{\tau}_i - 1)^2}{192\pi^2 A\tilde{\tau}_i^2(\tilde{\tau}_i + \tilde{B})} \left( \frac{\tilde{\tau}_i}{\tilde{\tau}_i + \tilde{B}} - \frac{2}{2\tilde{\tau}_i - 1} \right)^{-2}, \quad (24)$$

can be controlled by varying the parameter  $C$ . As a result, the parameter should be determined as

$$C = \frac{192\pi^2 A\tilde{\tau}_i^2(\tilde{\tau}_i + \tilde{B})}{n(2\tilde{\tau}_i - 1)^2} \left( \frac{\tilde{\tau}_i}{\tilde{\tau}_i + \tilde{B}} - \frac{2}{2\tilde{\tau}_i - 1} \right)^2 A_s \quad (25)$$

where  $A_s = 2.2 \times 10^{-9}$ . We have three parameters  $A$ ,  $\tilde{B}$  and  $C$  to match three observable quantities  $(A_s, n_s, r)$ , which can lead to a large parameter space to realize the observed CMB spectrum.

We propose the reasonable sample values of the parameters, focusing on a theoretical consistency with respect to the magnitude of  $f_0$  and  $\tau_f$ . Starting from the parameterizations (7), one obtains

$$f_0 = \frac{m^2 n^2 B}{CA^2} \approx \frac{m^2 n^3}{48\pi^2 A^2} \frac{\tilde{\tau}_i^2}{A_s}, \quad (26)$$

where we used Eqs. (21) and (25). Let us focus on the case with  $m = n = 1$  for simplicity. Fig. 3 tells us that the  $2\sigma$  data of the CMB observation with  $N = 55$  predicts  $\tilde{\tau}_i \sim 110$  and  $\tilde{B} \gtrsim 10^5$ . The tensor-to-scalar ratio is then estimated as  $r \sim 0.0013$ . Then, we can estimate  $f_0 \sim 10^{10}/A^2$  by Eq. (26). That is, we find

$$A \sim 10^5 \times f_0^{-1/2}. \quad (27)$$

Recall that  $A$  determines  $\xi$  and the minimum  $\tau_f$ , i.e.,  $\xi^{-1} = 2\tau_f = A$ . Here, we use  $\tilde{B} \sim 10^5$  ( $\tilde{B} = B/A = f_0/(A\rho)$ ) from Fig. 3, i.e.,  $\rho \sim 10^{-5} \times f_0/A$ . Note that the choice of  $\tilde{B}$  affects only the magnitude of  $\rho$ . Using Eq. (27) we find

$$\rho \sim 10^{-10} \times f_0^{3/2}. \quad (28)$$

We require that the FI-term  $\xi$  should be smaller than the Planck scale, i.e.,  $\xi(= A^{-1}) \leq \mathcal{O}(1)$ . This leads to

$$f_0 \leq 10^{10}. \quad (29)$$

For example, for  $f_0 \sim 10^8$ , we obtain

$$\rho \sim 10^2, \quad \tau_f \sim A \sim 10, \quad \xi \sim 10^{-1}. \quad (30)$$

Similarly, we obtain

$$\rho \sim 10^{-1}, \quad \tau_f \sim A \sim 10^2, \quad \xi \sim 10^{-2}, \quad (31)$$

for  $f_0 \sim 10^6$ ,

$$\rho \sim 10^{-4}, \quad \tau_f \sim A \sim 10^3, \quad \xi \sim 10^{-3}, \quad (32)$$

for  $f_0 \sim 10^4$ ,

$$\rho \sim 10^{-7}, \quad \tau_f \sim A \sim 10^4, \quad \xi \sim 10^{-4}, \quad (33)$$

for  $f_0 \sim 10^2$ .

On the other hand, when we set  $f_0 \sim \tau_f = A/2$  in Eq. (26), we obtain

$$A \sim \left( \frac{m^2 n^3 \tilde{\tau}_i^2}{24\pi^2 A_s} \right)^{1/3}. \quad (34)$$

For  $m = n = 1$  and  $\tilde{B} \gtrsim 10^5$ , the desirable CMB spectrum arises with

$$f_0 \sim \tau_f \sim 1430, \quad \xi = 1/A \sim 0.00035, \quad \rho \lesssim 10^{-5} \quad (35)$$

We can easily find the field value of  $\tilde{\tau}$  at which one of the slow roll conditions is violated,  $\epsilon = 1$  or  $\eta = 1$ , with these input values ( $\rho = 10^{-5}$ ). Substituting the obtained value into  $\tilde{\tau}_f$  appearing in Eq. (20), we obtain  $N = 55.5$ . This means that our estimation with  $\tilde{\tau}_f = 1/2$  for simplicity is reliable as mentioned before.

We will investigate the other trajectory in the rest of this subsection, where the inflaton goes towards  $\tau \rightarrow \infty$  and we set  $\tilde{\tau}_f = \tilde{B}$ . Note that this runaway trajectory should be uplifted in order to make the modulus take its finite VEV. We simply assume here that the uplifting can be realized, for instance, by adding the positive exponential term produced by stringy non-perturbative effects to the superpotential, without affecting the inflationary dynamics<sup>3</sup>. Thus we will not specify the details of the uplifting mechanism here. Adopting  $\tilde{\tau}_f = \tilde{B}$ , we again evaluate the spectral tilt and the e-folding number on  $(\tilde{B}, \tilde{\tau}_i)$ -plane as shown in Fig. 4.

---

<sup>3</sup> Realization of such a positive exponent is discussed in Ref. [29, 30].

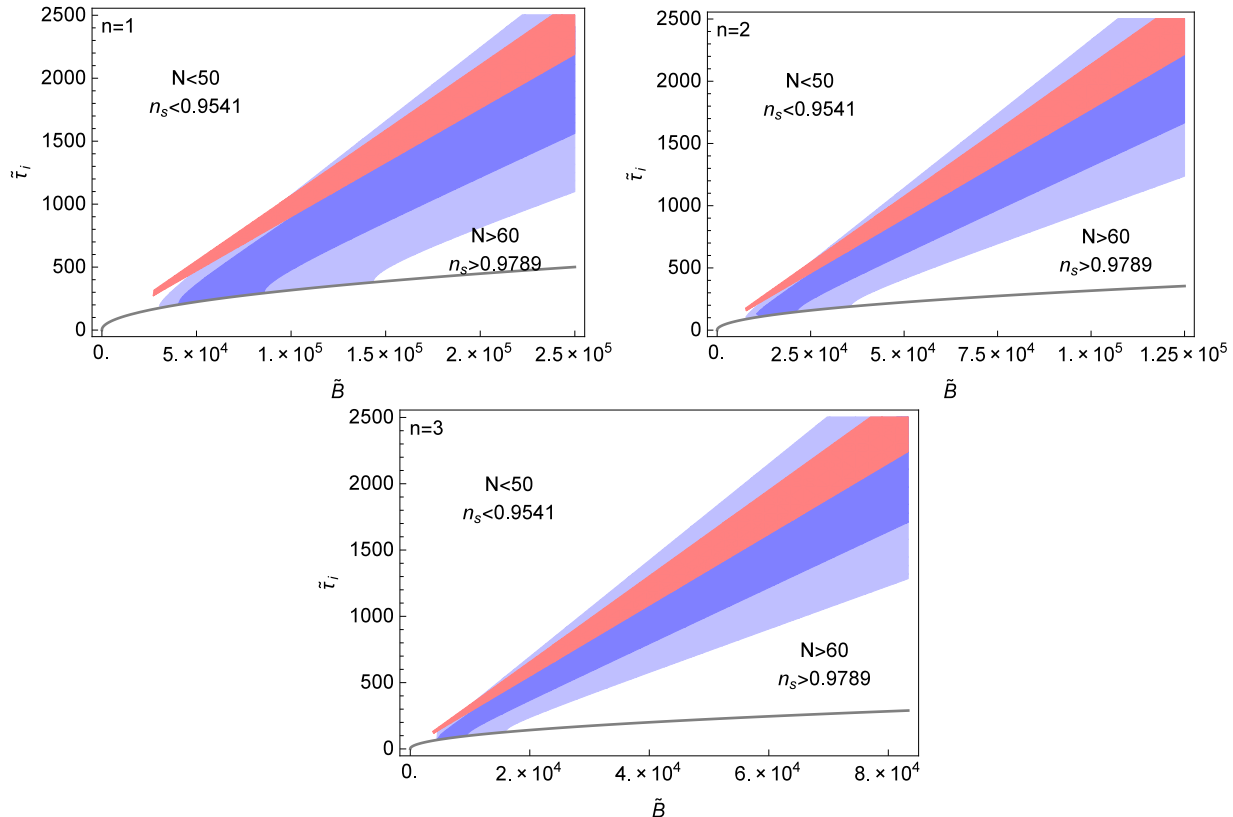


Figure 4: We evaluate  $n_s$  and  $N$  on  $(\tilde{B}, \tilde{\tau}_i)$ -plane for  $A > 0$  when the inflaton rolls in the positive direction. We again adopt  $n = 1, 2$ , and  $3$  in these three panels. The black solid line represents  $\tilde{\tau}_i = \tilde{\tau}_0$  and we are now focusing on a region above this line.

These figures tell us that the hierarchy

$$1 \ll \frac{\tilde{B}}{\tilde{\tau}_i} \ll \tilde{\tau}_i \quad (36)$$

is obtained in this trajectory. This is different from Eq. (21) but is no surprising because the initial field value is now larger than what corresponds to the position of the hilltop  $\sqrt{\tilde{B}}$ . This relation modifies the expressions (23) and (26) as

$$r \approx \frac{16}{n} \left( \frac{\tilde{\tau}_i}{\tilde{B}} \right)^2 \quad (37)$$

and

$$f_0 \approx \frac{m^2 n^3}{48 \pi^2 A^2} \frac{1}{A_s} \left( \frac{\tilde{B}}{\tilde{\tau}_i} \right)^2, \quad (38)$$

respectively. The hierarchy (36) leads to a tiny value of the tensor-to-scalar ratio also in the present case. Let us again focus on the case with  $m = n = 1$ . When we use  $\tilde{\tau}_i \sim 10^3$  and

$\tilde{B} \sim 10^5$  from Fig. 4, we find  $f_0 \sim 10^{10}/A^2$ . This is the same relation between  $A$  and  $f_0$  as Eq.(27). In addition, we obtain the same relation between  $\rho$  and  $f_0$  as Eq. (28) because of  $\tilde{B} \sim 10^5$ . Thus, for a fixed value of  $f_0$ , we obtain the values of  $\rho, A, \xi$  similar to Eqs. (30), (31), (32), (33) except  $\tau_f$ . (Note that  $\tau_f$  is not determined by  $A$  in the present case.)

For example, when we set  $f_0 = \tau_f$ , we obtain

$$A = \left( \frac{m^2 n^3}{48\pi^2} \frac{1}{A_s} \frac{\tilde{B}}{\tilde{\tau}_i^2} \right)^{1/3}. \quad (39)$$

Inserting this equation into the above expression for  $f_0$ , we obtain

$$f_0 = \tau_f = \left( \frac{m^2 n^3}{48\pi^2} \frac{1}{A_s} \left( \frac{\tilde{B}}{\tilde{\tau}_i} \right)^2 \right)^{1/3} \tilde{B}^{2/3}. \quad (40)$$

Since we can see from Fig. 4 that  $\tilde{B}/\tilde{\tau}_i$  is roughly seen as a constant in the consistent region, the last factor is important. A smaller value of  $\tilde{B}$  is favorable in order to realize moderate values of  $f_0$  and  $\tau_f$ . A lower limit on  $\tilde{B}$  is found as  $\tilde{B} \gtrsim 10^5$ . Thus we adopt  $\tilde{B} = 10^5$ , and the value of  $\tilde{\tau}_i$  is then fixed to satisfy the CMB observation with a proper e-folding number leading to  $\tilde{\tau}_i = 1000$ . Eventually the model parameters are determined as

$$f_0 = \tau_f = 4.6 \times 10^6, \quad \xi = 1/A = 0.0022, \quad \rho = 0.1. \quad (41)$$

We again estimate the value of  $\tilde{\tau}$  at which a slow roll condition is violated, in order to evaluate the e-folding number accurately. This leads to  $N = 54.7$  and verifies our expectation that our simplification using  $N = 55$  does not affect our discussions on the inflation dynamics.

## 2.2 Case 2 : $A < 0$

Next we discuss the model with a negative value of  $A$ . In this case, the viable inflationary trajectory would start from the plateau towards  $\tau \rightarrow \infty$ . Within the range of the trajectory, the potential shape looks similar to the previous one with  $A > 0$ . Indeed, we will obtain a similar result in the following analysis. First, we estimate  $n_s$  and  $N$  on  $(\tilde{B}, \tilde{\tau}_i)$  and show that in Fig. 5.

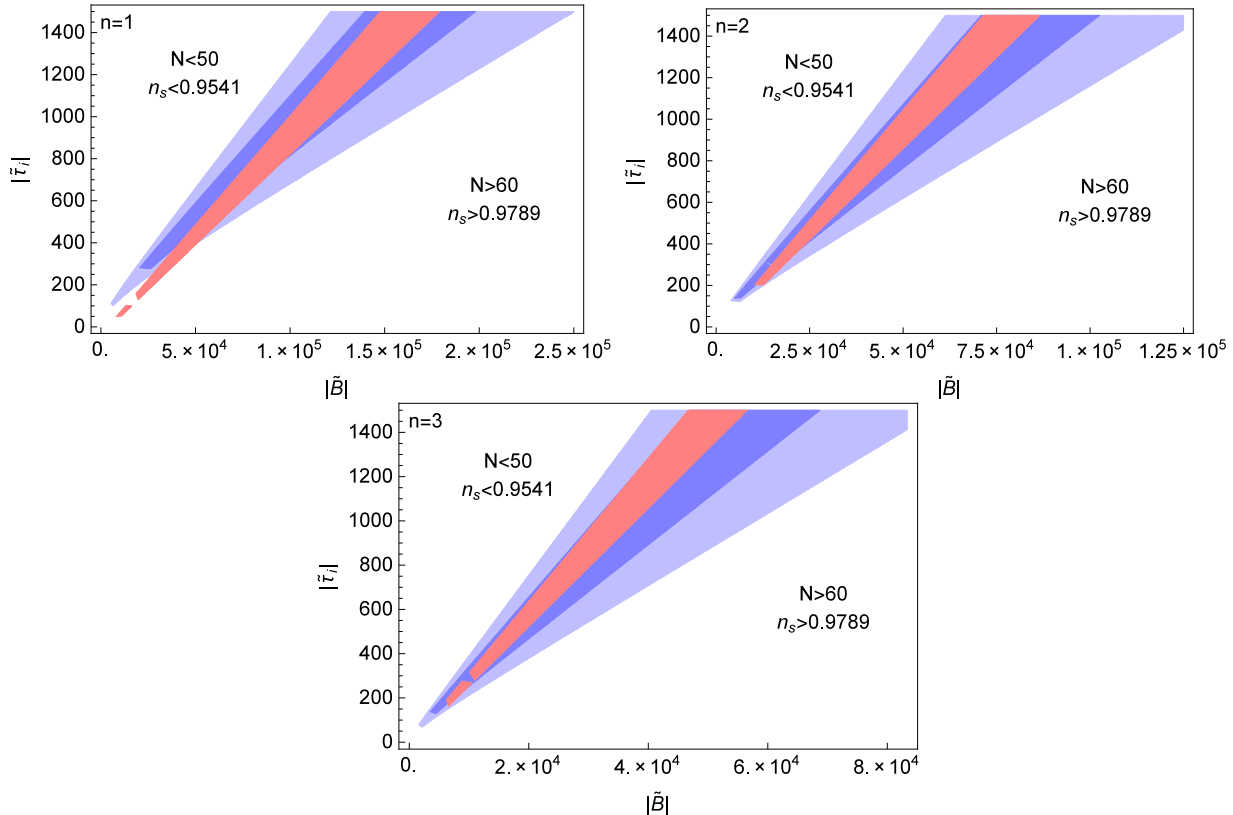


Figure 5:  $n_s$  and  $N$  on  $(\tilde{B}, \tilde{\tau}_i)$ -plane for  $A < 0$  and  $n = 1, 2$ , and  $3$ .

Although Fig. 5 and Fig. 4 look alike, there is a notable difference. Both of  $\tilde{B}$  and  $\tilde{\tau}_i$  are negative because of  $A < 0$  and the two axes correspond to their absolute values. However, the absolute values of  $\tilde{B}$  and  $\tilde{\tau}_i$  are similar to those in Fig. 4. The e-folding number is now given by, whose expression differs from that for the positive  $A$  given in Eq. (20),

$$N = -\frac{n}{8} \left[ 2 \log |\tilde{\tau}| + \log \left| 2\tilde{\tau}^2 - 3\tilde{\tau} - 2\tilde{B} \right| + \frac{2(8\tilde{B} + 5)}{\sqrt{-9 - 16\tilde{B}}} \tan^{-1} \left( \frac{4\tilde{\tau} - 3}{\sqrt{-9 - 16\tilde{B}}} \right) \right]_{\tilde{\tau}_f}^{\tilde{\tau}_i}. \quad (42)$$

We find that the same hierarchy (36) shows up here as well. Therefore, the consistent CMB observables can be realized by the same parameter values as those for the trajectory towards  $\tau \rightarrow \infty$  in the previous subsection except replacing  $A \rightarrow -A$ .

### 3 Conclusion and Discussion

We have proposed a new model of the single-field D-term inflation in the context of supergravity theory, introducing a  $U(1)$  gauge symmetry under which a modulus field transforms nonlinearly. Assuming the charged matter fields decoupled or stabilized at the origin, the D-term potential has a plateau flat enough to realize the slow-rolling of the modulus field. Following the quantitative analysis, we have shown that our modulus D-term inflation leads to the

inflationary trajectories consistent with the latest CMB data. Our modulus D-term inflation scenarios would open up a new avenue for the inflation model building in supergravity theory.

It is of great interest to embed our supergravity model into superstring theory, i.e., string-derived supergravity theory. The modulus value would correspond to a size of the compact space. Only if  $\tau \geq \mathcal{O}(1)$ , the supergravity description would be reliable as the four-dimensional low-energy effective field theory of superstring theory. Our parameter space shown in the previous section corresponds to  $\tau \geq \mathcal{O}(1)$ . Indeed, a rather large value such as  $\tau = \mathcal{O}(10) - \mathcal{O}(10^4)$  would be favorable. Furthermore, the constants,  $f_0$  and  $\xi$ , play important roles in our model. The constant,  $f_0$ , would correspond to a VEV of another modulus  $T'$  in string-derived supergravity theory. In particular,  $f_0$  would be linear in  $T'$ , whose VEV may be large, because  $f_0$  is quite large. The FI-term  $\xi$  may be given by a VEV of modulus  $T''$ , e.g.  $\xi = c/\text{Re}T''$ , although  $T'$  and  $T''$  might be the same. In this case,  $T''$  is also quite large, because  $\xi$  is very suppressed. Alternatively, the FI-term  $\xi$  could be generated by some strong dynamics. It would be challenging to stabilize  $T'$  as well as  $T''$  with their masses heavier than the inflation scale in order to realize the desired values of  $f_0$  as well as  $\xi$ . We will study these issues in our future work.

## Acknowledgments

We thank M. Hindmarsh for the discussions. K. K. was supported by IBS under the project code IBS-R018-D1. T. K. was supported in part by MEXT KAKENHI Grant Number JP17H05395 and JSP KAKENHI Grant Number JP26247042. K. S. was supported by Waseda University Grant for Special Research Projects No. 2017B-253.

## References

- [1] G. R. Dvali, Q. Shafi and R. K. Schaefer, Phys. Rev. Lett. **73**, 1886 (1994) [hep-ph/9406319].
- [2] E. J. Copeland, A. R. Liddle, D. H. Lyth, E. D. Stewart and D. Wands, Phys. Rev. D **49**, 6410 (1994) [astro-ph/9401011].
- [3] P. A. R. Ade *et al.* [Planck Collaboration], Astron. Astrophys. **594** (2016) A13 [arXiv:1502.01589 [astro-ph.CO]].
- [4] P. A. R. Ade *et al.* [Planck Collaboration], Astron. Astrophys. **594** (2016) A20 [arXiv:1502.02114 [astro-ph.CO]].
- [5] E. Halyo, Phys. Lett. B **387** (1996) 43 [hep-ph/9606423].
- [6] P. Binetruy and G. R. Dvali, Phys. Lett. B **388** (1996) 241 [hep-ph/9606342].
- [7] J. A. Casas, J. M. Moreno, C. Munoz and M. Quiros, Nucl. Phys. B **328**, 272 (1989).

- [8] D. H. Lyth and A. Riotto, Phys. Lett. B **412** (1997) 28 [hep-ph/9707273].
- [9] R. Jeannerot, Phys. Rev. D **56** (1997) 6205 [hep-ph/9706391].
- [10] J. R. Gott, III, Astrophys. J. **288** (1985) 422.
- [11] N. Kaiser and A. Stebbins, Nature **310** (1984) 391.
- [12] J. Rocher and M. Sakellariadou, Phys. Rev. Lett. **94** (2005) 011303 [hep-ph/0412143].
- [13] J. Rocher and M. Sakellariadou, [hep-ph/0405133].
- [14] J. Rocher and M. Sakellariadou, JCAP **0611** (2006) 001 [hep-th/0607226].
- [15] K. Kadota and J. Yokoyama, Phys. Rev. D **73**, 043507 (2006) [hep-ph/0512221].
- [16] C. M. Lin and J. McDonald, Phys. Rev. D **74** (2006) 063510 [hep-ph/0604245].
- [17] O. Seto and J. Yokoyama, Phys. Rev. D **73** (2006) 023508 [hep-ph/0508172].
- [18] M. Endo, M. Kawasaki and T. Moroi, Phys. Lett. B **569** (2003) 73 [hep-ph/0304126].
- [19] W. Buchmüller, V. Domcke and K. Schmitz, JCAP **1304** (2013) 019 [arXiv:1210.4105 [hep-ph]].
- [20] V. Domcke, K. Schmitz and T. T. Yanagida, Nucl. Phys. B **891** (2015) 230 [arXiv:1410.4641 [hep-th]].
- [21] K. Kadota, T. Kobayashi and K. Sumita, JCAP **1711** (2017) no.11, 033 [arXiv:1707.00813 [hep-ph]].
- [22] J. L. Evans, T. Gherghetta, N. Nagata and M. Peloso, arXiv:1704.03695 [hep-ph].
- [23] V. Domcke and K. Schmitz, Phys. Rev. D **95**, no. 7, 075020 (2017) [arXiv:1702.02173 [hep-ph]].
- [24] V. Domcke and K. Schmitz, arXiv:1712.08121 [hep-ph].
- [25] T. Kobayashi and O. Seto, Phys. Rev. D **69**, 023510 (2004) [hep-ph/0307332].
- [26] K. Kadota and M. Yamaguchi, Phys. Rev. D **76** (2007) 103522 [arXiv:0706.2676 [hep-ph]].
- [27] K. Kadota, T. Kawano and M. Yamaguchi, Phys. Rev. D **77** (2008) 123516 [arXiv:0802.0525 [hep-ph]].
- [28] K. Nakayama, K. Saikawa, T. Terada and M. Yamaguchi, JHEP **1605** (2016) 067 [arXiv:1603.02557 [hep-th]].
- [29] H. Abe, T. Higaki and T. Kobayashi, Phys. Rev. D **73**, 046005 (2006) [hep-th/0511160].
- [30] H. Abe, T. Higaki, T. Kobayashi and O. Seto, Phys. Rev. D **78**, 025007 (2008) [arXiv:0804.3229 [hep-th]].