

Spiral Galaxy Rotation Curves Without Dark Matter or MOND – Two Conjectures*

Tarun Biswas

*State University of New York at New Paltz,
New Paltz, NY 12561, USA.*

(Dated: January 30, 2018)

Usual explanations of spiral galaxy rotation curves assume circular orbits of stars. The consequences of giving up this assumption are investigated here. In particular, hyperbolic stellar trajectories are found to be interesting. The two suggested models for the production of such trajectories will also explain the observed flat rotation curves without the postulation of dark matter or MOND. It is suggested that spiral galaxies may have started as compact objects with significant angular momenta and then disintegrated. The first model conjectures the existence of a spinning hot disk around a spherical galactic core. The disk is held together by local gravity and electromagnetic scattering forces. However, it disintegrates at the edge producing fragments that form stars. Once separated from the disk, the stars experience only the centrally directed gravitational force due to the massive core and remaining disk. A numerical simulation shows that a high enough angular velocity of the disk produces hyperbolic stellar trajectories that agree with the observed rotation curves. The second model conjectures a significant initial thermonuclear event that produces a dust plume along with large stars. This dust plume is made of ordinary matter. However, it acts like the postulated dark matter in producing initial circular trajectories. Unlike dark matter, the plume can be shown to escape the galaxy rapidly causing the star trajectories to evolve to hyperbolic shapes. This process can be seen to produce the observed rotation curves due to the initial circular orbits. Also, as the plume dissipates rapidly it does not obfuscate the stars from view. Both models have weaknesses as do the currently known models using dark matter or MOND.

PACS numbers: 95.10.-a, 95.35.+d

I. INTRODUCTION

For some time, measured tangential velocities[15] of stars in the spiral arms of spiral galaxies have been a challenge to explain from theory[1–4]. Currently, the most popular model for explaining these velocities postulates the presence of the so-called dark matter[5–11]. MOND (Modified Newtonian Dynamics) is another possible explanation[12–14]. Neither dark matter nor MOND has been observed directly yet. So, it might be useful to have other possible explanations – particularly, if they do not require the postulation of any new kind of matter or laws of physics. Here, I shall present a couple of such possibilities.

Anyone who has played with firework spinners as a child (or an adult) must have noticed their resemblance to spiral galaxies. Anyone who has not can always search “firework spinner” on YouTube to see it. The trajectories of the glowing embers in a spinner look like the stars of the spiral arms. Quite obviously, the actual motion of the stars cannot be observed directly. But the still picture that we see suggests non-circular trajectories (like the firework spinner) rather than the circular trajectories as assumed by most analyses. So, here I shall consider the consequences of assuming hyperbolic trajectories. With such an assumption, one has to answer two major questions:

- Do the stars of the spiral arms eventually escape the galaxy?
- Why do the stars conspire to have almost the same tangential speed beyond a certain distance from the core?

The answer to the first question is “Yes”. According to this model the “spiral” state of a galaxy is just one transient state in its time evolution. Due to their hyperbolic trajectories, the stars of the spiral arms are expected to escape the galaxy eventually. The answer to the second question is to be found in the following detailed discussion that includes a numerical simulation.

II. THE SPINNER MODEL

In the first model, a spiral galaxy is considered to start as a compact spherical core surrounded by a functionally rigid spinning disk held together by gravity as well as electromagnetic scattering forces (see section IV). Fragments of the disk break off at the edge in the form of stars. Here, in the simplest version of this model, we will assume that the stars separate from the disk edge with initial velocities equal to that of the edge. Then we can assume that the disk angular speed remains constant while its radius decreases due to loss of material in the form of stars. Hence, we conclude that stars separating earlier have greater initial velocities than stars that separate later. Once a star separates, it experiences no local forces. Then, the only force on it is the much weaker long

*Electronic address: biswast@newpaltz.edu

range gravitational force due to the core and the remaining disk. Hence, stars start off with significant tangential speeds due to the spinning disk and no radial speeds. But, once separated, they develop nonzero radial speeds and their tangential speeds decrease. The stars that separate later start with smaller tangential speeds due to the shrinking of the disk. Hence, if the disk shrinks at a certain rate, it could make the early-separated stars move at roughly the same speed as the later-separated ones. Due to outward radial speeds developed after separation from the disk, the stars are expected to have hyperbolic trajectories.

As an individual star moves away from the core, its outward radial speed increases and could eventually become measurable. However, several mitigating factors are expected to make such measurement difficult. First, the density of stars decreases with increasing radial distance. Second, the stars at greater radial distances are expected to be colder and dimmer. Third, the radial velocity component must have a component along the line of sight of the observer from Earth to allow measurement using the Doppler effect. This would require the star to have the bright galactic core region in its background as seen from Earth. Such a bright background might wash out the light of the star.

III. A NUMERICAL SIMULATION OF THE SPINNER MODEL

Let us assume that the disk has constant areal density and it disintegrates at a constant rate to produce stars of equal mass. So, the area of the disk will reduce at some constant rate q . Hence,

$$A = A_0 - qt, \quad (1)$$

where A is the area of the disk at time t and A_0 the initial area. If R is the radius of the disk at time t and R_0 the initial radius, then

$$R^2 = R_0^2 - at, \quad \text{where } a = q/\pi. \quad (2)$$

Hence, the radius of the disk at time t is given by

$$R = \sqrt{R_0^2 - at}. \quad (3)$$

It is to be expected that, below a certain minimum radius R_m , there will not be enough centrifugal force to produce more stars.

Now, let there be a total of N stars created by the disk at equal time intervals of T . Let the i^{th} star have a radial coordinate r_i after it is created. At the time of creation, each star has an initial radial coordinate equal to the current radius R of the disk given by equation 3. The initial radial velocity is zero. The initial angular momentum is important to record as it is expected to be conserved under the radially directed gravitational force from the galactic core and disk. If Ω is the constant

angular velocity of the disk, then the initial angular momentum is $mR^2\Omega$ where m is the mass of the star. This will be different for different stars as they are created at different times with different values of R . However, for each star this angular momentum will be conserved. As the trajectory of a star is independent of its mass, the relevant conserved quantity related to angular momentum is

$$l_i = r_i^2 \dot{\phi}_i = R^2 \Omega, \quad (4)$$

where ϕ_i is the angular coordinate of the i^{th} star, $\dot{\phi}_i = d\phi_i/dt$ and R is the initial radial coordinate. So, the tangential velocity of the i^{th} star at any time is

$$v_{ti} = r_i \dot{\phi}_i = \frac{l_i}{r_i}. \quad (5)$$

After creation, the i^{th} star follows the following differential equation.

$$\ddot{r}_i - \frac{l_i^2}{r_i^3} + \frac{GM}{r_i^2} + f_c(r_i, R) = 0, \quad (6)$$

where G is the gravitational constant, M is the mass of the galactic core and $f_c(r, R)$ is the gravitation acceleration produced at a distance r from the center by the disk when its radius is R . It can be seen that

$$f_c(r, R) = G\sigma \int_0^{2\pi} \int_0^R \frac{\rho(r - \rho \cos \theta) d\rho d\theta}{(\rho^2 + r^2 - 2\rho r \cos \theta)^{3/2}}, \quad (7)$$

where σ is the areal density of the disk. The above integral needs to be computed numerically at each stage of the computation.

The numerical implementation of this simulation is done by looping through the following steps at small intervals of time $\Delta t = h$ for a total time duration of $NT + T_a$. As stated earlier, N is the number of stars created, T the time interval at which they are created and T_a is the time elapsed after the last star is created.

- If current time $t = iT$ for $i = 0, 1, 2, \dots$, create a new star as long as the disk radius R is greater than the minimum radius R_m . Find initial r_i using equation 3. Set initial \dot{r}_i to be zero. Find the constant of motion l_i using equation 4.
- Loop through all stars created so far computing their next values for r_i and \dot{r}_i after the time interval h using equation 6. Use a fourth order Runge-Kutta algorithm for this purpose.

Figures 1 through 5 show some results of this computation. Figures 1 and 2 show that the core mass does not affect the curves very much. A change of core mass from 10^{35} kg to 10^{40} kg produces only a small effect on the curves. Similarly, figures 2, 3 and 4 show that the disk mass density changing from zero to 10^4 kg/m² and then to 10^5 kg/m² does not change the curve very much either. This is expected, as most of the speed of a star

comes from its initial speed due to the angular velocity of the disk. This is verified by comparing figures 2 and 5. A change in value of Ω by a factor of 10 changes the curve significantly. After the last star is ejected from the disk, the first star reaches a much farther point if Ω is larger.

IV. THE DYNAMICS OF THE DISK

In the above analysis, the disk has been assumed to be rigid with constant areal density. This is a first approximation. In reality, the disk is expected to be a dense collection of massive objects of varying masses. For convenience, we shall call all such objects “particles”. The density of the disk is high enough for particles to interact with each other due to gravity as well as electromagnetic scattering forces in the local neighborhood. So, the forces on individual particles will not be simply the centrally directed gravitational attraction of the core. The local forces will keep each particle moving in a roughly circular path as is the case for particles constituting a rigid body. This is the justification for the rigid body approximation for the disk. Once a star separates from the disk at its edge, the local forces disappear and the long range centrally directed gravitational forces due to the remaining disk and the core dominate.

V. THE ELVIS MODEL

For the second model, one may consider the early stage of a spiral galaxy to be a compact ball of matter with significant angular momentum. This compact object could explode due to maybe a thermonuclear event. The explosion fragments are expected to be of a wide range of sizes. Granular particles or even particles of atomic size would be the primary fragments. Let us call this collection of small fragments the **dust plume**. Inside the plume we would also expect to have some larger objects like stars. Besides the plume and the stars, a dense and heavy galaxy core is also expected to remain. The gravity of the plume and the core could keep the stars orbiting in almost circular orbits and produce the observed rotation curve as is explained by the theory of dark matter. However, unlike dark matter, the plume is expected to block light and hence completely obfuscate the stars. So, the key argument in this model considers the large range of speeds of the explosion fragments immediately after the explosion. Due to partial thermal equilibrium, different fragments are expected to have roughly the same kinetic energies. If m is the mass of a plume particle and M the mass of a star, then,

$$mc^2 \left(\frac{1}{\sqrt{1 - v^2/c^2}} - 1 \right) \approx MV^2/2, \quad (8)$$

where v is the speed of the plume particle, V the speed of the star and c the speed of light. Note that we have

used the relativistic formula for the kinetic energy of the plume particle, but not for the star. This is because the plume particle is expected to reach relativistic speeds but not the star. Hence,

$$v \approx c \sqrt{1 - \frac{4m^2c^4}{(MV^2 + 2mc^2)^2}}. \quad (9)$$

In the following we shall see that this formula gives v to be practically equal to c and orders of magnitude larger than V . Hence, the plume particles will escape the galaxy rapidly after the explosion leaving behind the stars[16]. Once the plume disappears, the stars become visible. However, their positions and velocities do not change very much from the values determined in the presence of the plume. This is because, for large mass objects, the rates of change of position and velocity are expected to be small. Hence, the observed tangential velocities of the stars are as they would be in the presence of the plume which is the same as explained by dark matter. However, once the plume has left, the orbit shapes cannot be expected to be circular anymore. They are definitely going to be hyperbolic.

So, a spiral galaxy, as we see it now, is a snapshot of the object after the explosion and immediately after the plume has left. The stars of the galaxy are still visible while they are close to their circular orbit positions and velocities set immediately after the explosion due to the presence of the plume. The hyperbolic nature of the orbits after the plume has left, will take some time to become apparent. However, by the time the hyperbolic nature becomes apparent, the stars will also have moved a large distance away from the galaxy core. At large distances, the density of stars is expected to be low. As individual stars of a galaxy are not visible, a high enough density of stars is necessary for the spiral arms to be visible. Hence, the stars farther out in their hyperbolic trajectories, are not visible. This explains the observed star velocities in the spiral arms.

This model also raises the possibility that the different types of galaxies are all the same but at different stages of their evolution. In the presence of the plume, the larger stars are not visible.

For an order of magnitude calculation, consider a plume particle of mass $m = 1 \times 10^{-3}$ kg and a star of mass $M = 1 \times 10^{30}$ kg. Let the speed of the star be $V = 1 \times 10^5$ m/s. Then, from equation 9, we get,

$$v \approx c. \quad (10)$$

If the size of the galaxy is $R = 1 \times 10^{20}$ m, then the time of escape for the plume particle is

$$T_e \approx R/c \approx 3 \times 10^{11} \text{ sec.} \quad (11)$$

In the same time a star moves a distance

$$d \approx VT_e \approx 3 \times 10^{16} \text{ m.} \quad (12)$$

d being negligibly small compared to R , the stars seem to stay practically stationary while the plume escapes.

Hence, Doppler shift is the only means of measuring their speed.

VI. CONCLUSION AND CRITIQUE

Two different models for spiral galaxies are proposed here. Both explain the observed rotation curves. However, they are distinctly different from models based on dark matter and MOND. The strength of these models is in the absence of any postulated new kinds of matter or forces. However, these models have their weaknesses. Some of them are as follows.

- Hyperbolic trajectories of stars are expected. Hence, the non-observation of radial speeds needs to be explained. However, it is noticed that sig-

nificant radial speeds are achieved only by stars at large radial distances. Such stars would be difficult to observe because of reduced brightness and population.

- For the spinner model, particles within the disk are assumed to have roughly circular orbits due to local forces that mimic rigid body forces. Further analysis of the nature of such local forces is deemed necessary.
- The Elvis model assumes approximate thermal equilibrium of explosion fragments of all sizes. This is not too strong an assumption as all that is needed is the near-light speeds for the smaller plume particles.

-
- [1] V. C. Rubin and W. K. Ford, *Astrophysical Journal*, **159**, 379-403, (1970).
- [2] V. C. Rubin, W. K. Ford and N. Thonnard, *Astrophysical Journal*, **225**, L107-L111, (1978).
- [3] V. C. Rubin, W. K. Ford and N. Thonnard, *Astrophysical Journal*, **238**, 471-487, (1980).
- [4] A. Bosma, *Astronomical Journal*, **86**, 1791-1824, (1981).
- [5] M. Persic and P. Salucci, *Mon. Not. R. Astron. Soc.* **245**, 577-581, (1990).
- [6] M. Persic, P. Salucci and F. Stel, *Mon. Not. R. Astron. Soc.* **281**, 27-47, (1996).
- [7] E. Corbelli and P. Salucci, *Mon. Not. R. Astron. Soc.* **311**, 441-447, (2000).
- [8] G. Gentile, P. Salucci, U. Klein, D. Vergani and P. Kalberla, *Mon. Not. R. Astron. Soc.* **351**, 903-922, (2004).
- [9] D. Merritt, J. F. Navarro, A. Ludlow, and A. Jenkins, *Astrophysical Journal*, **624**, L85-L88, (2005).
- [10] I. A. Yegorova and P. Salucci, *Mon. Not. R. Astron. Soc.* **377**, 507-515, (2007).
- [11] A. R. Duffy, J. Schaye, S. T. Kay, C. D. Vecchia, R. A. Battye and C. M. Booth, *Mon. Not. R. Astron. Soc.* **405**, 2161-2178, (2010).
- [12] S. S. McGaugh, and W. J. G. de Blok, *Astrophysical Journal*, **499**, 66-81, (1998).
- [13] S. S. McGaugh, *Astrophysical Journal Letters*, **832**, L8, (2016).
- [14] S. S. McGaugh, F. Lelli and J. M. Schombert, *Phys. Rev. Lett.* **117**, 201101, (2016).
- [15] The terms “tangential” and “radial” are used here in reference to the galactic center.
- [16] This is somewhat like helium atoms escaping from the Earth atmosphere.

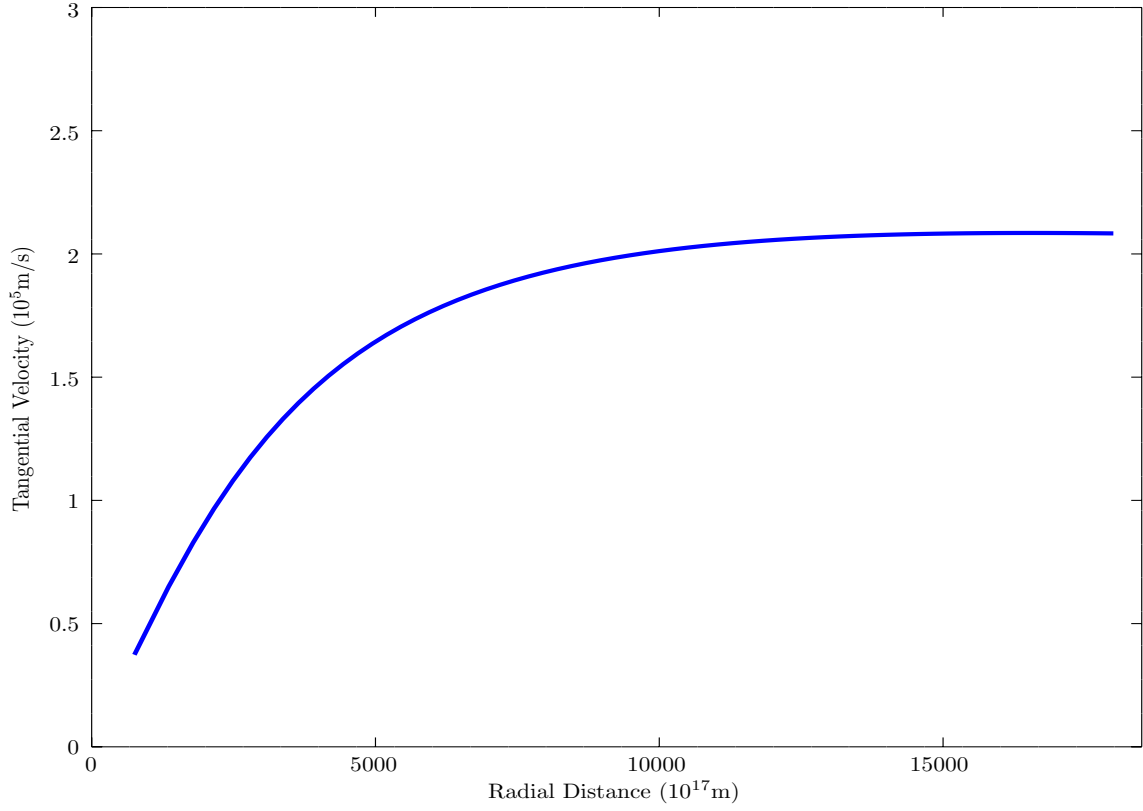


FIG. 1: Rotation curve for $M = 10^{35}$ kg, $R_0 = 5.0 \times 10^{18}$ m, $\Omega = 1.5 \times 10^{-11}$ s⁻¹, $\sigma = 0$ and $a = 2.0 \times 10^{24}$ m²/s.

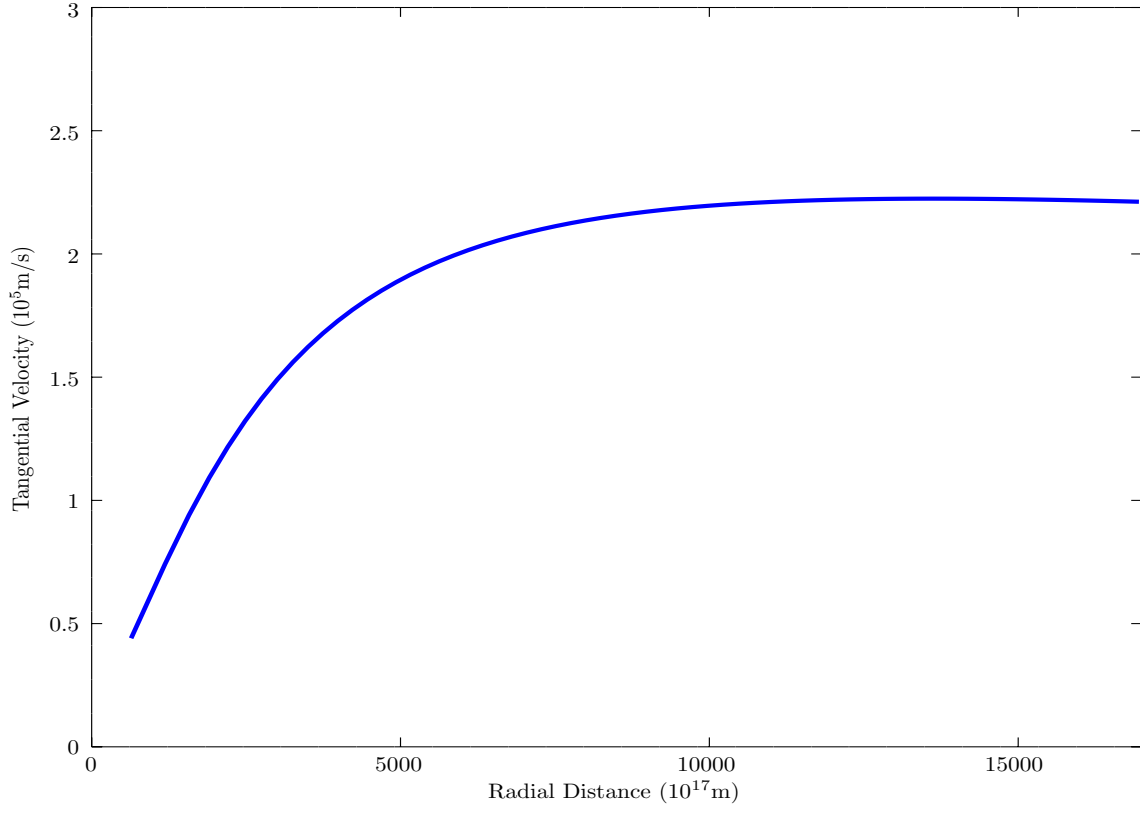


FIG. 2: Rotation curve for $M = 10^{40}$ kg, $R_0 = 5.0 \times 10^{18}$ m, $\Omega = 1.5 \times 10^{-11}$ s⁻¹, $\sigma = 0$ and $a = 2.0 \times 10^{24}$ m²/s.

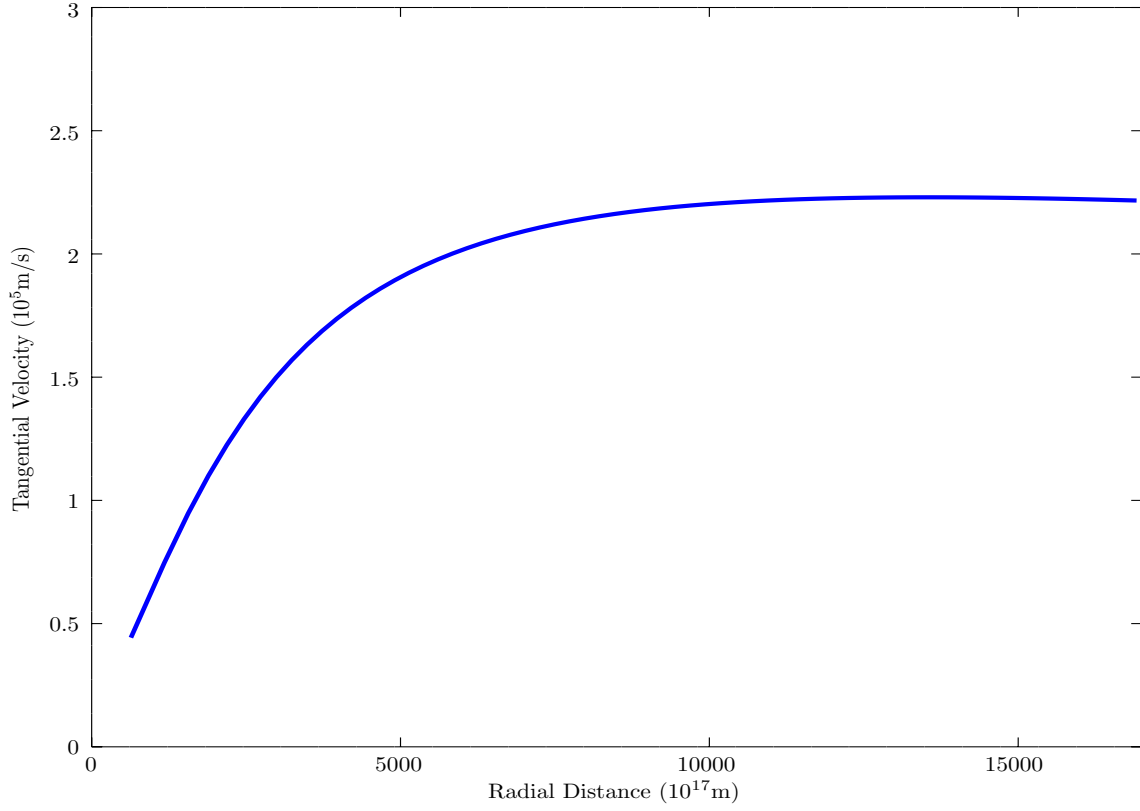


FIG. 3: Rotation curve for $M = 10^{40}$ kg, $R_0 = 5.0 \times 10^{18}$ m, $\Omega = 1.5 \times 10^{-11}$ s⁻¹, $\sigma = 10^4$ kg/m² and $a = 2.0 \times 10^{24}$ m²/s.

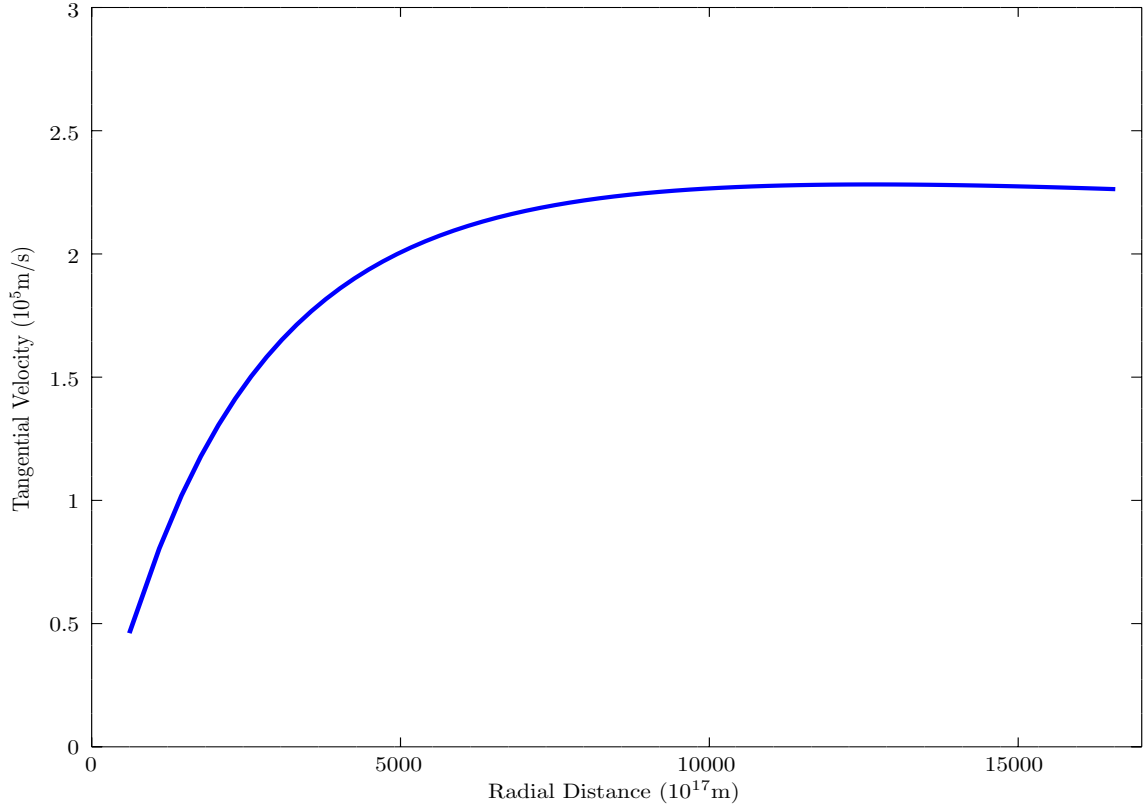


FIG. 4: Rotation curve for $M = 10^{40}$ kg, $R_0 = 5.0 \times 10^{18}$ m, $\Omega = 1.5 \times 10^{-11}$ s $^{-1}$, $\sigma = 10^5$ kg/m 2 and $a = 2.0 \times 10^{24}$ m 2 /s.

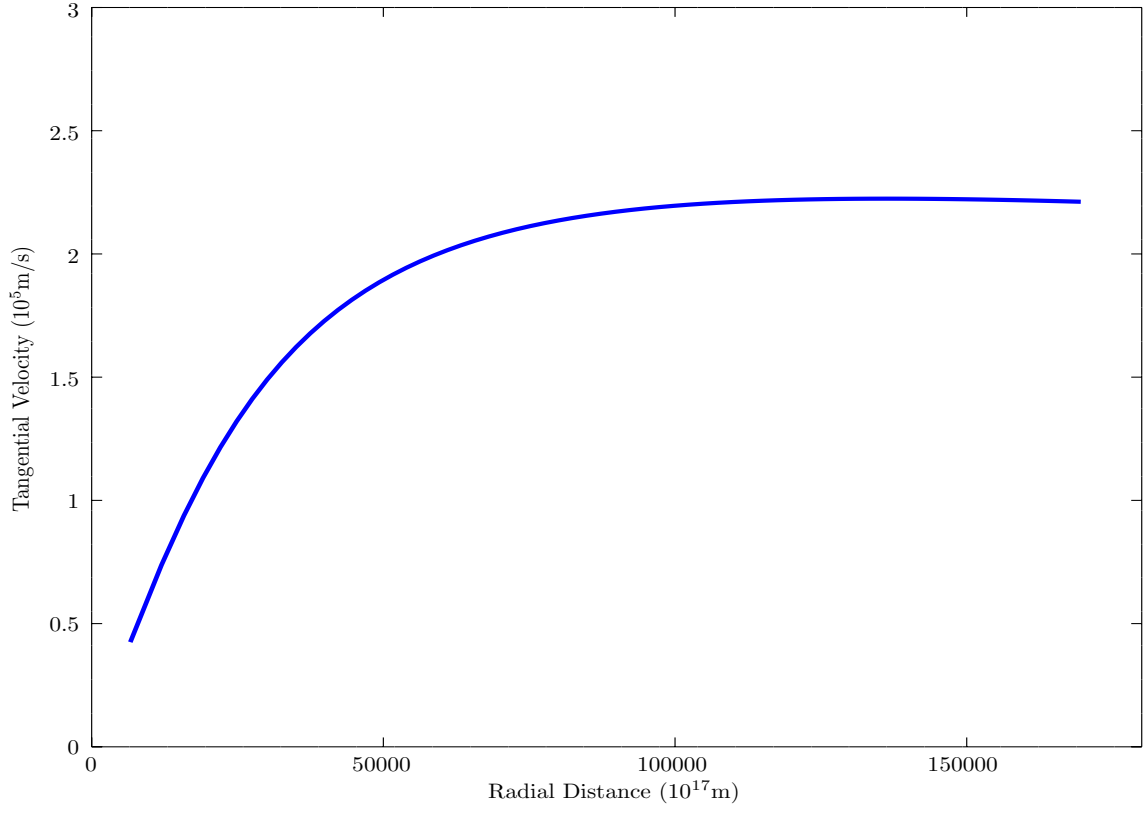


FIG. 5: Rotation curve for $M = 10^{40}$ kg, $R_0 = 5.0 \times 10^{18}$ m, $\Omega = 1.5 \times 10^{-10}$ s⁻¹, $\sigma = 0$ and $a = 2.0 \times 10^{24}$ m²/s.