

Model-assisted inference for treatment effects using regularized calibrated estimation with high-dimensional data

Zhiqiang Tan¹

January 31, 2018

Abstract. Consider the problem of estimating average treatment effects when a large number of covariates are used to adjust for possible confounding through outcome regression and propensity score models. The conventional approach of model building and fitting iteratively can be difficult to implement, depending on ad hoc choices of what variables are included. In addition, uncertainty from the iterative process of model selection is complicated and often ignored in subsequent inference about treatment effects. We develop new methods and theory to obtain not only doubly robust point estimators for average treatment effects, which remain consistent if either the propensity score model or the outcome regression model is correctly specified, but also model-assisted confidence intervals, which are valid when the propensity score model is correctly specified but the outcome regression model may be misspecified. With a linear outcome model, the confidence intervals are doubly robust, that is, being also valid when the outcome model is correctly specified but the propensity score model may be misspecified. Our methods involve regularized calibrated estimators with Lasso penalties, but carefully chosen loss functions, for fitting propensity score and outcome regression models. We provide high-dimensional analysis to establish the desired properties of our methods under comparable conditions to previous results, which give valid confidence intervals when both the propensity score and outcome regression are correctly specified. We present a simulation study and an empirical application which confirm the advantages of the proposed methods compared with related methods based on regularized maximum likelihood estimation.

Key words and phrases. Calibrated estimation; Causal inference; Doubly robust estimation; Inverse probability weighting; Lasso penalty; Model misspecification; Propensity score; Regularized M-estimation.

¹Department of Statistics & Biostatistics, Rutgers University. Address: 110 Frelinghuysen Road, Piscataway, NJ 08854. E-mail: ztan@stat.rutgers.edu. The research was supported in part by PCORI grant ME-1511-32740. The author thanks Cun-Hui Zhang and Zijian Guo for helpful discussions.

1 Introduction

Drawing inferences about effects of treatments or interventions is constantly desired from observational studies in social and medical sciences, when randomized experiments are either infeasible or difficult for practical constraints. This subject, broadly known as causal inference in statistics, is often based on the framework of potential outcomes (Neyman 1923; Rubin 1974). For observational studies, causal inference inevitably involves statistical modeling and estimation of population properties and associations from empirical data (e.g., Tsiatis 2006). In particular, as the main problem to be tackled in the paper, estimation of average treatment effects typically requires building and fitting outcome regression or propensity score models (e.g., Tan 2007). The fitted outcome regression functions or propensity scores can then be used in various estimators for the average treatment effects, notably inverse probability weighted (IPW) estimators or augmented IPW estimators (Robins et al. 1994).

For building and fitting outcome regression or propensity score models, it is possible to follow the usual process of model specification, fitting, and checking in a cyclic manner (e.g., McCullagh & Nelder 1989). In fact, a conventional approach for propensity score estimation as demonstrated in Rosenbaum & Rubin (1984) involves fitting a propensity score model (often logistic regression) by maximum likelihood, check covariate balance, and then modify and refit the propensity score model until reasonable balance is achieved. However, this approach can be work intensive and difficult to implement, depending on ad hoc choices of what variables are included and whether nonlinear terms or interactions are used among others. The situation can be especially challenging when there are a large number of potentially confounding variables (or covariates) that need to be adjusted for in outcome regression or propensity score models. In addition, another statistical issue is that uncertainty from the iterative process of model selection is complicated and often ignored in subsequent inference (that is, confidence intervals or hypothesis testing) about treatment effects.

In this article, we develop new methods and theory for fitting logistic propensity score models and generalized linear outcome models and then using the fitted values in augmented IPW estimators to estimate average treatment effects, in high-dimensional settings where the number of covariates p is close to or even greater than the sample size n . There are two main elements in our approach. First, we employ regularized estimation with a Lasso penalty (Tibshirani 1992) when fitting the outcome regression and propensity score models to deal with

the large number of covariates under a sparsity assumption that only a small but unknown subset (relative to the sample size) of covariates are associated with nonzero coefficients in the propensity score and outcome regression models. Second, we carefully choose the loss functions for regularized estimation, different from least squares or maximum likelihood, such that the resulting augmented IPW estimator and Wald-type confidence intervals possess the following properties (G1) and at least one of (G2)–(G3) under suitable conditions:

- (G1) The point estimator is doubly robust, that is, remains consistent if either the propensity score model or the outcome regression model is correctly specified.
- (G2) The confidence intervals are valid if the propensity score model is correctly specified but the outcome regression model may be misspecified.
- (G3) The confidence intervals are valid if the outcome regression model is correctly specified but the propensity score model may be misspecified.

If either property (G2) or (G3) is satisfied, then the confidence intervals are said to be model-assisted, borrowing the terminology from the survey literature (Sarndal et al. 1992). If properties (G2)–(G3) are satisfied, then the confidence intervals are doubly robust.

Combining the two foregoing elements leads to a regularized calibrated estimator, denoted by $\hat{\gamma}_{\text{RCAL}}^1$, for the coefficients in the propensity score model and a regularized weighted likelihood estimator, denoted by $\hat{\alpha}_{\text{RWL}}^1$, for the coefficients in the outcome model within the treated subjects. See the loss functions in (11) and (13) or (37). The regularized calibrated estimator $\hat{\gamma}_{\text{RCAL}}^1$ has recently been proposed in Tan (2017) as an alternative to the regularized maximum likelihood estimator for fitting logistic propensity score models, regardless of outcome regression models. As shown in Tan (2017), minimization of the underlying expected calibration loss implies reduction of not only the expected likelihood loss for logistic regression but also a measure of relative errors of limiting propensity scores that controls the mean squared errors of IPW estimators, when the propensity score model may be misspecified. In a complementary manner, our work here shows that $\hat{\gamma}_{\text{RCAL}}^1$ can be used in conjunction with $\hat{\alpha}_{\text{RWL}}^1$ to yield an augmented IPW estimator with valid confidence intervals if the propensity score model is correctly specified but the outcome regression model may be misspecified.

We provide high-dimensional analysis of the regularized weighted likelihood estimator $\hat{\alpha}_{\text{RWL}}^1$ and the resulting augmented IPW estimator with possible model misspecification, while building on related results about $\hat{\gamma}_{\text{RCAL}}^1$ in Tan (2017). In fact, a new strategy of inverting a quadratic

inequality is developed to tackle the technical issue that the weighted likelihood loss for $\hat{\alpha}_{\text{RWL}}^1$ is defined depending on the estimator $\hat{\gamma}_{\text{RCAL}}^1$. As a result, we obtain the convergence of $\hat{\alpha}_{\text{RWL}}^1$ to a target value in the L_1 norm at the rate $(|S_\gamma| + |S_\alpha|)\{\log(p)/n\}^{1/2}$ and the symmetrized weighted Bregman divergence at the rate $(|S_\gamma| + |S_\alpha|)\log(p)/n$ under comparable conditions to those for high-dimensional analysis of standard Lasso estimators (e.g., Buhlmann & van de Geer 2011), where $|S_\gamma|$ denotes the size of nonzero coefficients of the propensity score model and $|S_\alpha|$ denotes that of the outcome model. Furthermore, we establish an asymptotic expansion of the augmented IPW estimator based on $\hat{\gamma}_{\text{RCAL}}^1$ and $\hat{\alpha}_{\text{RWL}}^1$, and show that property (G1) is achieved provided $(|S_\gamma| + |S_\alpha|)(\log p)^{1/2} = o(n^{1/2})$ and property (G2) is achieved provided $(|S_\gamma| + |S_\alpha|)(\log p) = o(n^{1/2})$ with a nonlinear outcome model. With a linear outcome model, we obtain stronger results: property (G1) is achieved provided $(|S_\gamma| + |S_\alpha|)\log(p) = o(n)$ and both (G2) and (G3) are achieved provided $(|S_\gamma| + |S_\alpha|)\log(p) = o(n^{1/2})$. These sparsity conditions are as weak as in previous works (Belloni et al. 2014; van de Geer et al. 2014).

Related works. We compare and connect our work with related works in several areas. Non-penalized calibrated estimation for propensity score models have been studied, sometimes independently (re)derived, in causal inference, missing-data problems, and survey sampling (e.g., Folsom 1991; Tan 2010; Graham et al. 2012; Hainmueller 2012; Imai & Ratovic 2014; Kim & Haziza 2014; Vermeulen & Vansteelandt 2015; Chan et al. 2016). The non-penalized version of the estimator $\hat{\alpha}_{\text{RWL}}^1$ for outcome regression models have also been proposed in Kim & Haziza (2014) and Vermeulen & Vansteelandt (2015), where one of the motivations is to circumvent the need of accounting for variation of such estimators of nuisance parameters and hence simplify the computation of confidence intervals based on augmented IPW estimators. Our work generalizes these ideas to achieve statistical advantages in high-dimensional settings, where model-assisted or doubly robust confidence intervals would not be obtained without using regularized calibration estimation. See Section 3.4 for further discussion.

For high-dimensional causal inference, Belloni et al. (2014) and Farrell (2015) employed augmented IPW estimators based on regularized maximum likelihood estimators in outcome regression and propensity score models, and obtained Wald-type confidence intervals that are valid when both the outcome regression and propensity score models are correctly specified, provided $(|S_\gamma| + |S_\alpha|)\log(p) = o(n^{1/2})$. Our main contribution is therefore to provide model-assisted or doubly robust confidence intervals using differently configured augmented IPW

estimators for treatment effects. As a secondary difference, Belloni et al. (2014) and Farrell (2015) used post-Lasso estimators, that is, refitting outcome regression and propensity scores models only including the variables selected from Lasso estimation. In contrast, our estimators $\hat{\gamma}_{\text{RCAL}}^1$ and $\hat{\alpha}_{\text{RWL}}^1$ are directly Lasso penalized M-estimators.

Another related work is Athey et al. (2016), where valid confidence intervals are obtained for the sample treatment effects such as $n_1^{-1} \sum_{i:T_i=1} \{m_1^*(X_i) - m_0^*(X_i)\}$, if a linear outcome model is correctly specified. No propensity score model is explicitly used.

Our work is also connected to the literature of confidence intervals and hypothesis testing for a single or lower-dimensional coefficients in high-dimensional regression models (Zhang & Zhang 2014; van de Geer et al. 2014; Javanmard & Montanari 2014). Model-assisted inference does not seem to be addressed in these works, but can potentially be developed.

2 Setup

Suppose that the observed data consist of independent and identically distributed observations $\{(Y_i, T_i, X_i) : i = 1, \dots, n\}$ of (Y, T, X) , where Y is an outcome variable, T is a treatment variable taking values 0 or 1, and X is a vector of measured covariates. In the potential outcomes framework for causal inference (Neyman 1923; Rubin 1974), let (Y^0, Y^1) be potential outcomes that would be observed under treatment 0 or 1 respectively. By consistency, assume that Y is either Y^0 if $T = 0$ or Y^1 if $T = 1$, that is, $Y = (1 - T)Y^0 + TY^1$. There are two causal parameters commonly of interest: the average treatment effect (ATE), defined as $E(Y^1 - Y^0) = \mu^1 - \mu^0$ with $\mu^t = E(Y^t)$, and the average treatment effect on the treated (ATT), defined as $E(Y^1 - Y^0 | T = 1) = \nu^1 - \nu^0$ with $\nu^t = E(Y^t | T = 1)$ for $t = 0, 1$. For concreteness, we mainly discuss estimation of μ^1 until Section 3.4 to discuss ATE and ATT.

Estimation of ATE is fundamentally a missing-data problem: only one potential outcome, Y_i^0 or Y_i^1 , is observed and the other one is missing for each subject i . For identification of (μ^0, μ^1) and ATE, we make the following two assumptions throughout:

- (i) Unconfoundedness: $T \perp Y^0 | X$ and $T \perp Y^1 | X$, that is, T and Y^0 and, respectively, T and Y^1 are conditionally independent given X (Rubin 1976);
- (ii) Overlap: $0 < \pi^*(x) < 1$ for all x , where $\pi^*(x) = P(T = 1 | X = x)$ is called the propensity score (PS) (Rosenbaum & Rubin 1983).

Under these assumptions, (μ^0, μ^1) and ATE are often estimated by imposing additional mod-

eling (or dimension-reduction) assumptions on the outcome regression function $m_t^*(X) = E(Y|T = t, X)$ or the propensity score $\pi^*(X) = P(T = 1|X)$.

Consider a conditional mean model for outcome regression (OR),

$$E(Y|T = 1, X) = m_1(X; \alpha^1) = \psi\{\alpha^{1\text{T}}g^1(X)\}, \quad (1)$$

where $\psi(\cdot)$ is an inverse link function, assumed to be increasing, $g^1(x) = \{1, g_1^1(x), \dots, g_d^1(x)\}^{\text{T}}$ is a vector of known functions, and $\alpha^1 = (\alpha_0^1, \alpha_1^1, \dots, \alpha_d^1)^{\text{T}}$ is a vector of unknown parameters. For example, model (1) can be deduced from a generalized linear model with a canonical link (McCullagh & Nelder 1989). Then the average negative log-(quasi-)likelihood function can be written (after dropping any dispersion parameter) as

$$\ell_{\text{ML}}(\alpha^1) = \tilde{E} \left(T \left[-Y\alpha^{1\text{T}}g^1(X) + \Psi\{\alpha^{1\text{T}}g^1(X)\} \right] \right), \quad (2)$$

where $\Psi(u) = \int_0^u \psi(u') du'$, which is convex in u . Throughout, $\tilde{E}(\cdot)$ denotes the sample average. With high-dimensional data, a regularized maximum likelihood estimator, $\hat{\alpha}_{\text{RML}}^1$, can be defined by minimizing the loss $\ell_{\text{ML}}(\alpha^1)$ with the Lasso penalty (Tibshirani 1992),

$$\ell_{\text{RML}}(\alpha^1) = \ell_{\text{ML}}(\alpha^1) + \lambda \|\alpha_{1:d}^1\|_1, \quad (3)$$

where $\|\alpha_{1:d}^1\|_1 = \sum_{j=1}^d |\alpha_j^1|$ is the L_1 norm of $\alpha_{1:d}^1 = (\alpha_1^1, \dots, \alpha_d^1)^{\text{T}}$ excluding α_0^1 , and $\lambda \geq 0$ is a tuning parameter. The resulting estimator of μ^1 is then

$$\hat{\mu}_{\text{OR}}^1 = \tilde{E}\{\hat{m}_{\text{RML}}^1(X)\} = \frac{1}{n} \sum_{i=1}^n \hat{m}_{\text{RML}}^1(X_i),$$

where $\hat{m}_{\text{RML}}^1(X) = m_1(X; \hat{\alpha}_{\text{RML}}^1)$, the fitted outcome regression function. Various theoretical results have been obtained on Lasso penalized estimation in sparse, high-dimensional regression (e.g., Buhlmann & van de Geer 2011; Huang & Zhang 2012; Negahban et al. 2012). Such results can be easily adapted to $\hat{\alpha}_{\text{RML}}^1$, with the data restricted to $\{(Y_i, X_i) : T_i = 1, i = 1, \dots, n\}$. If model (1) is correctly specified, then it can be shown under suitable conditions that $\|\hat{\alpha}_{\text{RML}}^1 - \alpha^{1*}\|_1 = O_p(\|\alpha^{1*}\|_0 \{\log(d)/n\}^{1/2})$ and $\hat{\mu}_{\text{OR}}^1 = \mu^1 + O_p(\{\|\alpha^{1*}\|_0 \log(d)/n\}^{1/2})$, where α^{1*} is the true value for model (1) such that $m_1^*(X) = m_1(X; \alpha^{1*})$.

Alternatively, consider a propensity score (PS) model

$$P(T = 1|X) = \pi(X; \gamma) = \Pi\{\gamma^{\text{T}}f(X)\}, \quad (4)$$

where $\Pi(\cdot)$ is an inverse link function, $f(x) = \{1, f_1(x), \dots, f_p(x)\}^{\text{T}}$ is a vector of known functions, and $\gamma = (\gamma_0, \gamma_1, \dots, \gamma_p)^{\text{T}}$ is a vector of unknown parameters. For concreteness, assume

that model (4) is logistic regression with $\pi(X; \gamma) = [1 + \exp\{-\gamma^T f(X)\}]^{-1}$, and hence the average negative log-likelihood function is

$$\ell_{\text{ML}}(\gamma) = \tilde{E} \left[\log\{1 + e^{\gamma^T f(X)}\} - T \gamma^T f(X) \right]. \quad (5)$$

To handle high-dimensional data, a Lasso penalized maximum likelihood estimator, $\hat{\gamma}_{\text{RML}}$, is defined by minimizing the objective function

$$\ell_{\text{RML}}(\gamma) = \ell_{\text{ML}}(\gamma) + \lambda \|\gamma_{1:p}\|_1, \quad (6)$$

where $\|\gamma_{1:p}\|_1 = \sum_{j=1}^p |\gamma_j|$ is the L_1 norm of $\gamma_{1:p} = (\gamma_1, \dots, \gamma_p)^T$ excluding γ_0 , and $\lambda \geq 0$ is a tuning parameter. The fitted propensity score, $\hat{\pi}_{\text{RML}}(X) = \pi(X; \hat{\gamma}_{\text{RML}})$, can be used in various manners to estimate (μ^0, μ^1) and ATE including matching, stratification, and weighting. In particular, a (ratio) inverse probability weighted (IPW) estimator for μ^1 is

$$\hat{\mu}_{\text{IPW}}^1(\hat{\pi}_{\text{RML}}) = \tilde{E} \left\{ \frac{TY}{\hat{\pi}_{\text{RML}}(X)} \right\} / \tilde{E} \left\{ \frac{T}{\hat{\pi}_{\text{RML}}(X)} \right\}.$$

From previous works (Buhlmann & van de Geer 2011; Huang & Zhang 2012; Negahban et al. 2012), if model (4) is correctly specified, then it can be shown under suitable conditions that $\|\hat{\gamma}_{\text{RML}} - \gamma^*\|_1 = O_p(\|\gamma^*\|_0 \{\log(p)/n\}^{1/2})$ and $\hat{\mu}_{\text{IPW}}^1(\hat{\pi}_{\text{RML}}) = \mu^1 + O_p(\{\|\gamma^*\|_0 \log(p)/n\}^{1/2})$, where γ^* is the true value for model (4) such that $\pi^*(X) = \pi(X; \gamma^*)$.

To attain consistency for μ^1 , the estimator $\hat{\mu}_{\text{OR}}^1$ or $\hat{\mu}_{\text{IPW}}^1(\hat{\pi}_{\text{RML}})$ relies on correct specification of OR model (1) or PS model (4) respectively. In contrast, there are doubly robust estimators depending on both OR and PS models in the augmented IPW form (Robins et al. 1994)

$$\hat{\mu}^1(\hat{m}_1, \hat{\pi}) = \tilde{E} \{ \varphi(Y, T, X; \hat{m}_1, \hat{\pi}) \},$$

where $\hat{m}_1(X)$ and $\hat{\pi}(X)$ are fitted values of $m_1^*(X)$ and $\pi^*(X)$ respectively and

$$\varphi(Y, T, X; \hat{m}_1, \hat{\pi}) = \frac{TY}{\hat{\pi}(X)} - \left\{ \frac{T}{\hat{\pi}(X)} - 1 \right\} \hat{m}_1(X). \quad (7)$$

See Kang & Schafer (2007) and Tan (2010) for reviews in low-dimensional settings. Recently, interesting results in high-dimensional settings have been obtained by Belloni et al. (2014) and Farrell (2015) on the estimator $\hat{\mu}^1(\hat{m}_{\text{RML}}^1, \hat{\pi}_{\text{RML}})$, using the fitted values $\hat{m}_{\text{RML}}^1(X)$ and $\hat{\pi}_{\text{RML}}(X)$ from Lasso penalized estimation or similar methods. These results are mainly of two types. The first type shows double robustness: $\hat{\mu}^1(\hat{m}_{\text{RML}}^1, \hat{\pi}_{\text{RML}})$ remains consistent if either OR

model (1) or PS model (4) is correctly specified. The second type establishes valid confidence intervals: $\hat{\mu}^1(\hat{m}_{\text{RML}}^1, \hat{\pi}_{\text{RML}})$ admits the usual influence function,

$$\hat{\mu}^1(\hat{m}_{\text{RML}}^1, \hat{\pi}_{\text{RML}}) = \tilde{E} \{ \varphi(Y, T, X; m_1^*, \pi^*) \} + o_p(n^{-1/2})$$

if both OR model (1) and PS model (4) are correctly specified. In general, the latter result requires a stronger sparsity condition than in consistency results only. For example, it is assumed that $\{\|\alpha^{1*}\|_0 + \|\gamma^*\|_0\} \log(p) = o(n^{1/2})$ in Belloni et al. (2014).

3 Theory and methods

3.1 Overview

An important limitation of existing works discussed in Section 2 is that valid confidence intervals based on $\hat{\mu}^1(\hat{m}_{\text{RML}}^1, \hat{\pi}_{\text{RML}})$ is obtained only under the assumption that both OR model (1) and PS model (4) are correctly specified, even though the point estimator $\hat{\mu}^1(\hat{m}_{\text{RML}}^1, \hat{\pi}_{\text{RML}})$ is doubly robust, that is, remains consistent if either OR model (1) or PS model (4) is correctly specified. To fill this gap, we develop new point estimators and confidence intervals for μ^1 , depending on a propensity score model and an outcome regression model, such that properties (G1) and at least one of (G2)–(G3) are attained as described in Section 1. Obtaining model-assisted or doubly robust confidence intervals presents a considerable improvement over existing theory and methods in Belloni et al. (2014) and Farrell (2015).

To illustrate main ideas, consider a logistic propensity score model (4) and a linear outcome regression model,

$$E(Y|T = 1, X) = m_1(X; \alpha^1) = \alpha^{1T} f(X), \quad (8)$$

that is, model (1) with the identity link and the vector of covariate functions $g^1(X)$ taken to be the same as $f(X)$ in model (4). This condition can be satisfied possibly after enlarging model (1) or (4) to reach the same dimension. Our point estimator of μ^1 is

$$\hat{\mu}^1(\hat{m}_{\text{RWL}}^1, \hat{\pi}_{\text{RCAL}}^1) = \tilde{E} \{ \varphi(Y, T, X; \hat{m}_{\text{RWL}}^1, \hat{\pi}_{\text{RCAL}}^1) \}, \quad (9)$$

where $\varphi(\cdot)$ is defined in (7), $\hat{\pi}_{\text{RCAL}}^1(X) = \pi(X; \hat{\gamma}_{\text{RCAL}}^1)$, $\hat{m}_{\text{RWL}}^1(X) = m_1(X; \hat{\alpha}_{\text{RWL}}^1)$, and $\hat{\gamma}_{\text{RCAL}}^1$ and $\hat{\alpha}_{\text{RWL}}^1$ are defined as follows. The estimator $\hat{\gamma}_{\text{RCAL}}^1$ is a regularized calibrated estimator of γ from Tan (2017), defined as a minimizer of the Lasso penalized objective function,

$$\ell_{\text{RCAL}}(\gamma) = \ell_{\text{CAL}}(\gamma) + \lambda \|\gamma_{1:p}\|_1, \quad (10)$$

where $\ell_{\text{RCAL}}(\gamma)$ is the calibration loss,

$$\ell_{\text{CAL}}(\gamma) = \tilde{E} \left\{ T e^{-\gamma^T f(X)} + (1 - T) \gamma^T f(X) \right\}, \quad (11)$$

and $\|\gamma_{1:p}\|_1$ is the L_1 norm of $\gamma_{1:p}$ and $\lambda \geq 0$ is a tuning parameter. The estimator $\hat{\alpha}_{\text{RWL}}^1$ is a regularized weighted least-squares estimator of α^1 , defined as a minimizer of

$$\ell_{\text{RWL}}(\alpha^1; \hat{\gamma}_{\text{RCAL}}^1) = \ell_{\text{WL}}(\alpha^1; \hat{\gamma}_{\text{RCAL}}^1) + \lambda \|\alpha_{1:p}^1\|_1, \quad (12)$$

where $\ell_{\text{WL}}(\alpha^1; \hat{\gamma}_{\text{RCAL}}^1)$ is the weighted least-squares loss,

$$\ell_{\text{WL}}(\alpha^1; \hat{\gamma}_{\text{RCAL}}^1) = \tilde{E} \left[T \frac{1 - \hat{\pi}_{\text{RCAL}}^1(X)}{\hat{\pi}_{\text{RCAL}}^1(X)} \{Y - \alpha^{1T} f(X)\}^2 \right] / 2, \quad (13)$$

and $\|\alpha_{1:p}^1\|_1$ is the L_1 norm of $\alpha_{1:p}^1$ and $\lambda \geq 0$ is a tuning parameter. That is, the observations in the treated group are weighted by $\{1 - \hat{\pi}_{\text{RCAL}}^1(X_i)\} / \hat{\pi}_{\text{RCAL}}^1(X_i)$, which differs slightly from the commonly used inverse propensity score weight $1 / \hat{\pi}_{\text{RCAL}}^1(X_i)$.

There are simple and interesting interpretations of the preceding estimators. By the Karush–Kuhn–Tucker condition for minimizing (10), the fitted propensity score $\hat{\pi}_{\text{RCAL}}^1(X)$ satisfies

$$\frac{1}{n} \sum_{i=1}^n \frac{T_i}{\hat{\pi}_{\text{RCAL}}^1(X_i)} = 1, \quad (14)$$

$$\frac{1}{n} \left| \sum_{i=1}^n \frac{T_i f_j(X_i)}{\hat{\pi}_{\text{RCAL}}^1(X_i)} - \sum_{i=1}^n f_j(X_i) \right| \leq \lambda, \quad j = 1, \dots, p, \quad (15)$$

where equality holds in (15) for any j such that the j th estimate $(\hat{\gamma}_{\text{RCAL}}^1)_j$ is nonzero. Eq. (14) shows that the inverse probability weights, $1 / \hat{\pi}_{\text{RCAL}}^1(X_i)$ with $T_i = 1$, sum to the sample size n by (14), whereas Eq. (15) implies that the weighted average of each covariate $f_j(X_i)$ over the treated group may differ from the overall average of $f_j(X_i)$ by no more than λ . In fact, the calibration loss $\ell_{\text{CAL}}(\gamma)$ in (11) is derived such that its gradient gives the left hand side of (15) without taking absolute values, as shown in Eq. (23). The Lasso penalty is used to induce the box constraints on the gradient of $\ell_{\text{CAL}}(\gamma)$ instead of setting the gradient to 0.

By the Karush–Kuhn–Tucker condition for minimizing (12), the fitted outcome regression function $\hat{m}_{\text{RWL}}^1(X)$ satisfies

$$\frac{1}{n} \sum_{i=1}^n T_i \frac{1 - \hat{\pi}_{\text{RCAL}}^1(X_i)}{\hat{\pi}_{\text{RCAL}}^1(X_i)} \{Y_i - \hat{m}_{\text{RWL}}^1(X_i)\} = 0, \quad (16)$$

$$\frac{1}{n} \left| \sum_{i=1}^n T_i \frac{1 - \hat{\pi}_{\text{RCAL}}^1(X_i)}{\hat{\pi}_{\text{RCAL}}^1(X_i)} \{Y_i - \hat{m}_{\text{RWL}}^1(X_i)\} f_j(X_i) \right| \leq \lambda, \quad j = 1, \dots, p, \quad (17)$$

where equality holds in (17) for any j such that the j th estimate $(\hat{\alpha}_{\text{RWL}}^1)_j$ is nonzero. Eq. (16) implies that by simple calculation, the estimator $\hat{\mu}^1(\hat{m}_{\text{RWL}}^1, \hat{\pi}_{\text{RCAL}}^1)$ can be recast as

$$\begin{aligned}\hat{\mu}^1(\hat{m}_{\text{RWL}}^1, \hat{\pi}_{\text{RCAL}}^1) &= \tilde{E} \left[\hat{m}_{\text{RWL}}^1(X) + \frac{T}{\hat{\pi}_{\text{RCAL}}^1(X)} \{Y - \hat{m}_{\text{RWL}}^1(X)\} \right] \\ &= \tilde{E} \{TY + (1 - T)\hat{m}_{\text{RWL}}^1(X)\},\end{aligned}\tag{18}$$

which takes the form of linear prediction estimators known in the survey literature (e.g., Sarndal et al. 1992): $\tilde{E}\{TY + (1 - T)\hat{m}_1(X)\}$ for some fitted outcome regression function $\hat{m}_1(X)$. As a consequence, $\hat{\mu}^1(\hat{m}_{\text{RWL}}^1, \hat{\pi}_{\text{RCAL}}^1)$ always falls within the range of the observed outcomes $\{Y_i : T_i = 1, i = 1, \dots, n\}$ and the predicted values $\{\hat{m}_{\text{RWL}}^1(X_i) : T_i = 0, i = 1, \dots, n\}$. This boundedness property is not satisfied by the estimator $\hat{\mu}^1(\hat{m}_{\text{RML}}^1, \hat{\pi}_{\text{RML}}^1)$.

We provide a high-dimensional analysis of the estimator $\hat{\mu}^1(\hat{m}_{\text{RWL}}^1, \hat{\pi}_{\text{RCAL}}^1)$ in Section 3.2, allowing possible model misspecification. Our main result shows that under suitable conditions, the estimator $\hat{\mu}^1(\hat{m}_{\text{RWL}}^1, \hat{\pi}_{\text{RCAL}}^1)$ admits the asymptotic expansion

$$\hat{\mu}^1(\hat{m}_{\text{RWL}}^1, \hat{\pi}_{\text{RCAL}}^1) = \tilde{E} \{ \varphi(Y, T, X; \bar{m}_{\text{WL}}^1, \bar{\pi}_{\text{CAL}}^1) \} + o_p(n^{-1/2}),\tag{19}$$

where $\bar{\pi}_{\text{CAL}}^1(X) = \pi(X; \bar{\gamma}_{\text{CAL}}^1)$, $\bar{m}_{\text{WL}}^1(X) = m_1(X; \bar{\alpha}_{\text{WL}}^1)$ and $\bar{\gamma}_{\text{CAL}}^1$ and $\bar{\alpha}_{\text{WL}}^1$ are defined as follows. In the presence of possible model misspecification, the target value $\bar{\gamma}_{\text{CAL}}^1$ is defined as a minimizer of the expected calibration loss

$$E \{ \ell_{\text{CAL}}(\gamma) \} = E \left\{ T e^{-\gamma^T f(X)} + (1 - T) \gamma^T f(X) \right\}.$$

If model (4) is correctly specified, then $\bar{\pi}_{\text{CAL}}^1(X) = \pi^*(X)$. Otherwise, $\bar{\pi}_{\text{CAL}}^1(X)$ may differ from $\pi^*(X)$. The target value $\bar{\alpha}_{\text{WL}}^1$ is defined as a minimizer of the expected loss

$$E \{ \ell_{\text{WL}}(\alpha^1; \bar{\gamma}_{\text{CAL}}^1) \} = E \left[T \frac{1 - \bar{\pi}_{\text{CAL}}^1(X)}{\bar{\pi}_{\text{CAL}}^1(X)} \{Y - \alpha^{1T} f(X)\}^2 \right] / 2.$$

If model (8) is correctly specified, then $\bar{m}_{\text{WL}}^1(X) = m_1^*(X)$. But $\bar{m}_{\text{WL}}^1(X)$ may in general differ from $m_1^*(X)$. For concreteness, the following result can be deduced from Theorems 3 and 4. Suppose that the Lasso tuning parameter is specified as $\lambda = A_0^\dagger \{\log(p)/n\}^{1/2}$ for $\hat{\gamma}_{\text{RCAL}}^1$ and $\lambda = A_1^\dagger \{\log(p)/n\}^{1/2}$ for $\hat{\alpha}_{\text{RWL}}^1$, with some constants A_0^\dagger and A_1^\dagger . Denote $S_\gamma = \{0\} \cup \{j : \bar{\gamma}_{\text{CAL},j}^1 \neq 0, j = 1, \dots, p\}$ and $S_\alpha = \{0\} \cup \{j : \bar{\alpha}_{\text{WL},j}^1 \neq 0, j = 1, \dots, p\}$.

Proposition 1. *Suppose that Assumptions 1 and 2 hold as in Section 3.2, and $(|S_\gamma| + |S_\alpha|) \log(p) = o(n^{1/2})$. For sufficiently large constants A_0^\dagger and A_1^\dagger , if either logistic PS model (4) or linear OR model (8) is correctly specified, then the following results hold:*

(i) $n^{1/2}\{\hat{\mu}^1(\hat{m}_{RWL}^1, \hat{\pi}_{RCAL}^1) - \mu^1\} \rightarrow_{\mathcal{D}} N(0, V)$, where $V = \text{var}\{\varphi(Y, T, X; \bar{m}_{WL}^1, \bar{\pi}_{CAL}^1)\}$;

(ii) a consistent estimator of V is

$$\hat{V} = \tilde{E} \left[\left\{ \varphi(Y, T, X; \hat{m}_{RWL}^1, \hat{\pi}_{RCAL}^1) - \hat{\mu}^1(\hat{m}_{RWL}^1, \hat{\pi}_{RCAL}^1) \right\}^2 \right];$$

(iii) an asymptotic $(1 - c)$ confidence interval for μ^1 is $\hat{\mu}^1(\hat{m}_{RWL}^1, \hat{\pi}_{RCAL}^1) \pm z_{c/2} \sqrt{\hat{V}/n}$, where $z_{c/2}$ is the $(1 - c/2)$ quantile of $N(0, 1)$.

That is, a doubly robust confidence interval for μ^1 is obtained.

We highlight some basic ideas underlying the construction of the estimators $\hat{\gamma}_{RCAL}^1$ and $\hat{\alpha}_{RWL}^1$ as well as the proof of the asymptotic expansion (19) for $\hat{\mu}^1(\hat{m}_{RWL}^1, \hat{\pi}_{RCAL}^1)$. For an estimator $\hat{\gamma}$ in model (4), suppose that $\hat{\gamma}$ converges in probability to a limit $\bar{\gamma}$. Denote $\hat{\pi}(X) = \pi(X; \hat{\gamma})$ and $\bar{\pi}(X) = \pi(X; \bar{\gamma})$. Similarly, for an estimator $\hat{\alpha}^1$ in model (1), suppose that $\hat{\alpha}^1$ converges in probability to a limit $\bar{\alpha}^1$. Denote $\hat{m}_1(X) = \hat{\alpha}^{1T} f(X)$ and $\bar{m}_1(X) = \bar{\alpha}^{1T} f(X)$. Consider the following decomposition of $\hat{\mu}^1(\hat{m}_1, \hat{\pi})$ by direct calculation:

$$\begin{aligned} \hat{\mu}^1(\hat{m}_1, \hat{\pi}) &= \hat{\mu}^1(\bar{m}_1, \bar{\pi}) + \tilde{E} \left[\left\{ \hat{m}_1(X) - \bar{m}_1(X) \right\} \left\{ 1 - \frac{T}{\hat{\pi}(X)} \right\} \right] \\ &\quad + \tilde{E} \left[T \left\{ Y - \bar{m}_1(X) \right\} \left\{ \frac{1}{\hat{\pi}(X)} - \frac{1}{\bar{\pi}(X)} \right\} \right]. \end{aligned} \quad (20)$$

Eq. (20) can also be obtained from a Taylor expansion with $(\hat{\alpha}^1, \hat{\gamma})$ about $(\bar{\alpha}^1, \bar{\gamma})$. For linear OR model (8), the second term of the decomposition reduces to

$$(\hat{\alpha}^1 - \bar{\alpha}^1)^T \times \tilde{E} \left[\left\{ 1 - \frac{T}{\hat{\pi}(X)} \right\} f(X) \right]. \quad (21)$$

For logistic PS model (4) with $\partial\pi(X; \gamma)/\partial\gamma = \pi(X; \gamma)\{1 - \pi(X; \gamma)\}$, the third term of the decomposition can be approximated via a Taylor expansion by

$$-(\hat{\gamma} - \bar{\gamma})^T \times \tilde{E} \left[T \frac{1 - \bar{\pi}(X)}{\bar{\pi}(X)} \{Y - \bar{m}_1(X)\} f(X) \right]. \quad (22)$$

Suppose that $\hat{\gamma}$ and $\hat{\alpha}^1$ are Lasso penalized M-estimators such that under suitable conditions, $\|\hat{\gamma} - \bar{\gamma}\|_1 = O_p(\{\log(p)/n\}^{1/2})$ and $\|\hat{\alpha}^1 - \bar{\alpha}^1\|_1 = O_p(\{\log(p)/n\}^{1/2})$, where for simplicity the dependency on the sparsity sizes of $\bar{\gamma}$ and $\bar{\alpha}^1$ are suppressed. The loss functions $\ell_{CAL}(\gamma)$ and $\ell_{WL}(\alpha^1; \gamma)$ in (11) and (13) are constructed such that

$$\frac{\partial \ell_{CAL}(\gamma)}{\partial \gamma} = \tilde{E} \left[\left\{ 1 - \frac{T}{\pi(X; \gamma)} \right\} f(X) \right], \quad (23)$$

$$\frac{\partial \ell_{WL}(\alpha^1; \gamma)}{\partial \alpha^1} = -\tilde{E} \left[T \frac{1 - \pi(X; \gamma)}{\pi(X; \gamma)} \{Y - \alpha^{1T} f(X)\} f(X) \right]. \quad (24)$$

Then the second terms in (21) and (22) can be of order $O_p(\{\log(p)/n\}^{1/2})$ in the supremum norms, as reflected in conditions (14)–(15) and (16)–(17). Consequently, the products (21) and (22) can be of order $O_p(\log(p)/n)$, which becomes $o_p(n^{-1/2})$ and hence (19) holds provided $\log(p) = o(n^{1/2})$ up to a constant depending on the sparsity sizes of $\bar{\gamma}$ and $\bar{\alpha}^1$.

The estimator $\hat{\gamma}_{\text{RCAL}}^1$ is called a regularized calibrated estimator of γ (Tan 2017), because in the extreme case of $\lambda = 0$, Eqs. (14)–(15) reduce to calibration equations, which can be traced to Folsom (1991) in the survey literature. Although such equations are intuitively appealing, the preceding discussion shows that $\hat{\gamma}_{\text{RCAL}}^1$ can also be derived to reduce the variation associated with estimation of α^1 from linear OR model (8) for the estimator $\hat{\mu}^1(\hat{m}_1, \hat{\pi})$, when PS model (4) may be misspecified. Similarly, $\hat{\alpha}_{\text{RWL}}^1$ is constructed to reduce the variation associated with estimation of γ from logistic PS model (4) for the estimator $\hat{\mu}^1(\hat{m}_1, \hat{\pi})$, when OR model (8) may be misspecified. By extending the meaning of calibrated estimation, we call $\hat{\alpha}_{\text{RWL}}^1$ a regularized calibrated estimator of α^1 against model (4), as well as $\hat{\gamma}_{\text{RCAL}}^1$ a regularized calibrated estimator of γ against model (8), when used to define $\hat{\mu}^1(\hat{m}_1, \hat{\pi})$.

While the preceding discussion outlines our basic reasoning, there are several technical issues we need to address in high-dimensional analysis, including how to handle the dependency of the estimator $\hat{\alpha}_{\text{RWL}}^1$ on $\hat{\gamma}_{\text{RCAL}}^1$, and what condition is required on the sparsity sizes of $\bar{\gamma}$ and $\bar{\alpha}^1$. In addition, we develop appropriate methods and theory in the situation where a generalized linear model (1), not just linear model (8), is used for outcome regression.

3.2 Using linear outcome regression

In this section, we assume that linear outcome model (8) is used together with logistic propensity score model (4), and develop theoretical results for the proposed estimator $\hat{\mu}^1(\hat{m}_{\text{RWL}}^1, \hat{\pi}_{\text{RCAL}}^1)$, leading to Proposition 1 among others, in high-dimensional settings.

First we describe relevant results from Tan (2017) about the behavior of the regularized calibrated estimator $\hat{\gamma}_{\text{RCAL}}^1$ in model (4). The tuning parameter λ used in (10) for defining $\hat{\gamma}_{\text{RCAL}}^1$ is specified as $\lambda = A_0\lambda_0$, with a constant $A_0 > 1$ and

$$\lambda_0 = C_1 \sqrt{\log\{(1+p)/\epsilon\}/n},$$

where $C_1 > 0$ is a constant depending only on (C_0, B_0) from Assumption 1 below and $0 < \epsilon < 1$ is a tail probability for the error bound. For example, taking $\epsilon = 1/(1+p)$ gives $\lambda_0 = C_1 \sqrt{2 \log(1+p)/n}$, a familiar rate in high-dimensional analysis.

With possible model misspecification, the target value $\bar{\gamma}_{\text{CAL}}^1$ is defined as a minimizer of the expected calibration loss $E\{\ell_{\text{CAL}}(\gamma)\}$ as in Section 3.1. From a functional perspective, we write $\ell_{\text{CAL}}(\gamma) = \kappa_{\text{CAL}}(\gamma^{\text{T}}f)$, where for a function $h(x)$,

$$\kappa_{\text{CAL}}(h) = \tilde{E} \left[T e^{-h(X)} + (1 - T)h(X) \right].$$

As $\kappa_{\text{CAL}}(h)$ is easily shown to be convex in h , the Bregman divergence associated with κ_{CAL} is defined such that for two functions $h(x)$ and $h'(x)$,

$$D_{\text{CAL}}(h', h) = \kappa_{\text{CAL}}(h') - \kappa_{\text{CAL}}(h) - \langle \nabla \kappa_{\text{CAL}}(h), h' - h \rangle,$$

where h is identified as a vector (h_1, \dots, h_n) with $h_i = h(X_i)$, and $\nabla \kappa_{\text{CAL}}(h)$ denotes the gradient of $\kappa_{\text{CAL}}(h)$ with respect to (h_1, \dots, h_n) . The following result (Theorem 1) is restated from Tan (2017, Corollary 2), where the convergence of $\hat{\gamma}_{\text{RCAL}}^1$ to $\bar{\gamma}_{\text{CAL}}^1$ is obtained in the L_1 norm $\|\hat{\gamma}_{\text{RCAL}}^1 - \bar{\gamma}_{\text{CAL}}^1\|_1$ and the symmetrized Bregman divergence

$$D_{\text{CAL}}^\dagger(\hat{h}_{\text{RCAL}}^1, \bar{h}_{\text{CAL}}^1) = D_{\text{CAL}}(\hat{h}_{\text{RCAL}}^1, \bar{h}_{\text{CAL}}^1) + D_{\text{CAL}}(\bar{h}_{\text{CAL}}^1, \hat{h}_{\text{RCAL}}^1),$$

where $\hat{h}_{\text{RCAL}}^1(X) = \hat{\gamma}_{\text{RCAL}}^{1\text{T}}f(X)$ and $\bar{h}_{\text{CAL}}^1(X) = \bar{\gamma}_{\text{CAL}}^{1\text{T}}f(X)$. See Lemma 7 in the Supplementary Material for an explicit expression of D_{CAL}^\dagger .

For a matrix Σ with row indices $\{0, 1, \dots, k\}$, a compatibility condition (Buhlmann & van de Geer 2011) is said to hold with a subset $S \in \{0, 1, \dots, k\}$ and constants $\nu_0 > 0$ and $\xi_0 > 1$ if $\nu_0^2(\sum_{j \in S} |b_j|)^2 \leq |S|(b^{\text{T}}\Sigma b)$ for any vector $b = (b_0, b_1, \dots, b_k)^{\text{T}} \in \mathbb{R}^{1+k}$ satisfying

$$\sum_{j \notin S} |b_j| \leq \xi_0 \sum_{j \in S} |b_j|. \quad (25)$$

Throughout, $|S|$ denotes the size of a set S . By Cauchy–Schwartz inequality, this compatibility condition is implied by (hence weaker than) a restricted eigenvalue condition (Bickel et al. 2009) such that $\nu_0^2(\sum_{j \in S} b_j^2) \leq b^{\text{T}}\Sigma b$ for any $b \in \mathbb{R}^{1+k}$ satisfying (25).

Assumption 1. *Suppose that the following conditions are satisfied:*

- (i) $\max_{j=0,1,\dots,p} |f_j(X)| \leq C_0$ almost surely for a constant $C_0 \geq 1$;
- (ii) $\bar{h}_{\text{CAL}}^1(X) \geq B_0$ almost surely for a constant $B_0 \in \mathbb{R}$, that is, $\pi(X; \bar{\gamma}_{\text{CAL}}^1)$ is bounded from below by $(1 + e^{-B_0})^{-1}$;
- (iii) the compatibility condition holds for Σ_γ with the subset $S_\gamma = \{0\} \cup \{j : \bar{\gamma}_{\text{CAL},j}^1 \neq 0, j = 1, \dots, p\}$ and some constants $\nu_0 > 0$ and $\xi_0 > 1$, where $\Sigma_\gamma = E[Tw(X; \bar{\gamma}_{\text{CAL}}^1)f(X)f^{\text{T}}(X)]$ is the Hessian of $E\{\ell_{\text{CAL}}(\gamma)\}$ at $\gamma = \bar{\gamma}_{\text{CAL}}^1$ and $w(X; \gamma) = e^{-\gamma^{\text{T}}f(X)}$;

(iv) $|S_\gamma|\lambda_0 \leq \eta_0$ for a sufficiently small constant $\eta_0 > 0$, depending only on (A_0, C_0, ξ_0, ν_0) .

Theorem 1 (Tan 2017). *Suppose that Assumption 1 holds. Then for $A_0 > (\xi_0 + 1)/(\xi_0 - 1)$, we have with probability at least $1 - 4\epsilon$,*

$$D_{CAL}^\dagger(\hat{h}_{RCAL}^1, \bar{h}_{CAL}^1) + (A_0 - 1)\lambda_0 \|\hat{\gamma}_{RCAL}^1 - \bar{\gamma}_{CAL}^1\|_1 \leq M_0 |S_\gamma| \lambda_0^2, \quad (26)$$

where $M_0 > 0$ is a constant depending only on $(A_0, C_0, B_0, \xi_0, \nu_0, \eta_0)$.

Remark 1. We provide comments about the conditions involved. First, Assumption 1(iii) can be justified from a compatibility condition for the Gram matrix $E\{f(X)f^\top(X)\}$ in conjunction with additional conditions such as for some constant $\tau_0 > 0$,

$$b^\top E\{f(X)f^\top(X)\}b \leq (b^\top \Sigma_\gamma b)/\tau_0, \quad \forall b \in \mathbb{R}^{1+p}. \quad (27)$$

For example, (27) holds provided that $\pi^*(X)$ is bounded from below by a positive constant and $\pi(X; \bar{\gamma}_{CAL}^1)$ is bounded away from 1. But it is also possible that Assumption 1(iii) is satisfied even if (27) does not hold for any $\tau_0 > 0$. Therefore, Assumption 1 requires that $\pi(X; \bar{\gamma}_{CAL}^1)$ is bounded away from 0, but may not be bounded away from 1. Second, Assumption 1(iv) can be relaxed to only require that $|S_\gamma|\lambda_0^2$ is sufficiently small, albeit under stronger conditions, for example, the variables $f_1(X), \dots, f_p(X)$ are jointly (not just marginally) sub-gaussian (Huang & Zhang 2012; Negahban et al. 2012). On the other hand, Assumption 1(iv) is already weaker than the sparsity condition, $|S_\gamma| \log(p) = o(n^{1/2})$, which is needed for obtaining valid confidence intervals for μ^1 from existing works (Belloni et al. 2014) and our later results.

Remark 2. For the Hessian Σ_γ , the weight $w(X; \bar{\gamma}_{CAL}^1)$ with $\bar{\gamma}_{CAL}^1$ replaced by $\hat{\gamma}_{RCAL}^1$ is identical to that used in the weighted least-square loss (13) to define $\hat{\alpha}_{RWL}^1$, that is, $w(X; \hat{\gamma}_{RCAL}^1) = \{1 - \hat{\pi}_{RCAL}^1(X)\}/\hat{\pi}_{RCAL}^1(X)$. The Hessian of $\ell_{CAL}(\gamma)$ at $\bar{\gamma}_{CAL}^1$ is also the same as the Hessian of $\ell_{WL}(\alpha^1; \bar{\gamma}_{CAL}^1)$ in α^1 . As later discussed in Section 3.4, this coincidence is a consequence of the construction of the loss functions $\ell_{CAL}(\gamma)$ and $\ell_{WL}(\alpha^1; \gamma)$ in (11) and (13).

Now we turn to the regularized weighted least-squares estimator $\hat{\alpha}_{RWL}^1$. We develop a new strategy of inverting a quadratic inequality to address the dependency of $\hat{\alpha}_{RWL}^1$ on $\hat{\gamma}_{RCAL}^1$ and establish convergence of $\hat{\alpha}_{RWL}^1$ under similar conditions as needed for Lasso penalized unweighted least-squares estimators in high-dimensional settings. The error bound obtained, however, depends on the sparsity size $|S_\gamma|$ and various constants in Assumption 1.

For theoretical analysis, the tuning parameter λ used in (12) for defining $\hat{\alpha}_{\text{RWL}}^1$ is specified as $\lambda = A_1 \lambda_1$, with a constant $A_1 > 1$ and

$$\lambda_1 = \max \left\{ \lambda_0, e^{-B_0} C_0 \sqrt{8(D_0^2 + D_1^2)} \sqrt{\log\{(1+p)/\epsilon\}/n} \right\},$$

where $0 < \epsilon < 1$ is a tail probability for the error bound, (C_0, B_0) are from Assumption 1, and (D_0, D_1) are from Assumption 2 below. With possible model misspecification, the target value $\bar{\alpha}_{\text{WL}}^1$ is defined as a minimizer of the expected loss $E\{\ell_{\text{WL}}(\alpha^1; \bar{\gamma}_{\text{CAL}}^1)\}$ as in Section 3.1. The following result gives the convergence of $\hat{\alpha}_{\text{RWL}}^1$ to $\bar{\alpha}_{\text{WL}}^1$ in the L_1 norm $\|\hat{\alpha}_{\text{RWL}}^1 - \bar{\alpha}_{\text{WL}}^1\|_1$ and the weighted (in-sample) prediction error defined as

$$Q_{\text{WL}}(\hat{m}_{\text{RWL}}^1, \bar{m}_{\text{WL}}^1; \bar{\gamma}_{\text{CAL}}^1) = \tilde{E} [Tw(X; \bar{\gamma}_{\text{CAL}}^1) \{\hat{m}_{\text{RWL}}^1(X) - \bar{m}_{\text{WL}}^1(X)\}^2], \quad (28)$$

where $\hat{m}_{\text{RWL}}^1(X) = \hat{\alpha}_{\text{RWL}}^{1\text{T}} f(X)$ and $\bar{m}_{\text{WL}}^1(X) = \bar{\alpha}_{\text{WL}}^{1\text{T}} f(X)$. In fact, $Q_{\text{WL}}(\hat{m}_{\text{RWL}}^1, \bar{m}_{\text{WL}}^1; \bar{\gamma}_{\text{CAL}}^1)$ is the symmetrized Bregman divergence between $\hat{m}_{\text{RWL}}^1(X)$ and $\bar{m}_{\text{WL}}^1(X)$ associated with the loss $\kappa_{\text{WL}}(h; \bar{\gamma}_{\text{CAL}}^1) = \tilde{E}[Tw(X; \bar{\gamma}_{\text{CAL}}^1) \{Y - h(X)\}^2]/2$. See Section 3.3 for further discussion.

Assumption 2. *Suppose that the following conditions are satisfied:*

- (i) $Y^1 - \bar{m}_{\text{WL}}^1(X)$ is uniformly sub-gaussian given X : $D_0^2 E(\exp\{\{Y^1 - \bar{m}_{\text{WL}}^1(X)\}^2/D_0^2\} - 1|X) \leq D_1^2$ for some positive constants (D_0, D_1) ;
- (ii) the compatibility condition holds for Σ_γ with the subset $S_\alpha = \{0\} \cup \{j : \bar{\alpha}_{\text{WL},j}^1 \neq 0, j = 1, \dots, p\}$ and some constants $\nu_1 > 0$ and $\xi_1 > 1$;
- (iii) $(1 + \xi_1)^2 \nu_1^{-2} |S_\alpha| \lambda_1 \leq \eta_1$ for a constant $0 < \eta_1 < 1$.

Theorem 2. *Suppose that linear outcome model (8) is used, $A_0 > (\xi_0 + 1)/(\xi_0 - 1)$, $A_1 > (\xi_1 + 1)/(\xi_1 - 1)$, and Assumptions 1 and 2 hold. If $\log\{(1+p)/\epsilon\}/n \leq 1$, then we have with probability at least $1 - 8\epsilon$,*

$$\begin{aligned} & Q_{\text{WL}}(\hat{m}_{\text{RWL}}^1, \bar{m}_{\text{WL}}^1; \bar{\gamma}_{\text{CAL}}^1) + e^{\eta_{01}} (A_1 - 1) \lambda_1 \|\hat{\alpha}_{\text{RWL}}^1 - \bar{\alpha}_{\text{WL}}^1\|_1 \\ & \leq e^{4\eta_{01}} \xi_2^{-2} (M_{01} |S_\gamma| \lambda_0^2) + e^{2\eta_{01}} \xi_3^2 (\nu_2^{-2} |S_\alpha| \lambda_1^2), \end{aligned} \quad (29)$$

where $\xi_2 = 1 - 2A_1/\{(\xi_1 + 1)(A_1 - 1)\} \in (0, 1]$, $\xi_3 = (\xi_1 + 1)(A_1 - 1)$, and $\nu_2 = \nu_1(1 - \eta_1)^{1/2}$, depending only on $(A_1, \xi_1, \nu_1, \eta_1)$, and $M_{01} = (D_0^2 + D_1^2)(e^{\eta_{01}} M_0 + \eta_{02}) + (D_0^2 + D_0 D_1) \eta_{02}$, $\eta_{01} = (A_0 - 1)^{-1} M_0 \eta_0 C_0$, and $\eta_{02} = (A_0 - 1)^{-2} M_0^2 \eta_0$, depending only on $(A_0, C_0, B_0, \xi_0, \nu_0, \eta_0)$ in Theorem 1 and (D_0, D_1) .

Remark 3. Assumption 2(ii) is concerned about the same matrix Σ_γ as in Assumption 1(iii), but with the sparsity subset S_α from $\bar{\alpha}_{\text{WL}}^1$ instead of S_γ from $\bar{\gamma}_{\text{CAL}}^1$. The matrix Σ_γ is also the Hessian of the expected loss $E\{\ell_{\text{WL}}(\alpha^1; \bar{\gamma}_{\text{CAL}}^1)\}$ at $\alpha^1 = \bar{\alpha}_{\text{WL}}^1$, for reasons mentioned in Remark 2. Assumptions 2(ii)–(iii) are combined to derive a compatibility condition for the sample matrix $\tilde{\Sigma}_\gamma = \tilde{E}[T w(X; \bar{\gamma}_{\text{CAL}}^1) f(X) f^\top(X)]$. Assumption 2(iii) can be relaxed such that $|S_\alpha| \lambda_1^2$ is sufficiently small under further side conditions, but it is already weaker than the sparsity condition, $|S_\alpha| \log(p) = o(n^{1/2})$, later needed for valid confidence intervals for μ^1 . Essentially, the conditions in Assumption 2 are comparable to those for high-dimensional analysis of standard Lasso estimators (Bickel et al. 2009; Buhlmann & van de Geer 2011).

Remark 4. One of the key steps in our proof is to upper-bound the product

$$(\hat{\alpha}_{\text{RWL}}^1 - \bar{\alpha}_{\text{WL}}^1)^\top \tilde{E} [T w(X; \hat{\gamma}_{\text{RCAL}}^1) \{Y - \bar{m}_{\text{WL}}^1(X)\} f(X)]. \quad (30)$$

If $\hat{\gamma}_{\text{RCAL}}^1$ were replaced by $\bar{\gamma}_{\text{CAL}}^1$, then it is standard to use the following bound,

$$\begin{aligned} & (\hat{\alpha}_{\text{RWL}}^1 - \bar{\alpha}_{\text{WL}}^1)^\top \tilde{E} [T w(X; \bar{\gamma}_{\text{CAL}}^1) \{Y - \bar{m}_{\text{WL}}^1(X)\} f(X)] \\ & \leq \|\hat{\alpha}_{\text{RWL}}^1 - \bar{\alpha}_{\text{WL}}^1\|_1 \times \|\tilde{E} [T w(X; \bar{\gamma}_{\text{CAL}}^1) \{Y - \bar{m}_{\text{WL}}^1(X)\} f(X)]\|_\infty. \end{aligned} \quad (31)$$

To handle the dependency on $\hat{\gamma}_{\text{RCAL}}^1$, our strategy is to derive an upper bound of the difference between (30) and (31), depending on $Q_{\text{WL}}(\hat{m}_{\text{RWL}}^1, \bar{m}_{\text{WL}}^1; \bar{\gamma}_{\text{CAL}}^1)$, which we seek to control. Carrying this bound leads to a quadratic inequality in $Q_{\text{WL}}(\hat{m}_{\text{RWL}}^1, \bar{m}_{\text{WL}}^1; \bar{\gamma}_{\text{CAL}}^1)$, which can be inverted to obtain an explicit bound on $Q_{\text{WL}}(\hat{m}_{\text{RWL}}^1, \bar{m}_{\text{WL}}^1; \bar{\gamma}_{\text{CAL}}^1)$. The resulting error bound (29) is of order $(|S_\gamma| + |S_\alpha|) \log(p)/n$, much sharper than what we could obtain using other approaches, for example, directly bounding $\|\tilde{E}[T w(X; \hat{\gamma}_{\text{RCAL}}^1) \{Y - \bar{m}_{\text{WL}}^1(X)\} f(X)]\|_\infty$.

Finally, we study the proposed estimator $\hat{\mu}^1(\hat{m}_{\text{RWL}}^1, \hat{\pi}_{\text{RCAL}}^1)$ for μ^1 , depending on the regularized estimators $\hat{\gamma}_{\text{RCAL}}^1$ and $\hat{\alpha}_{\text{RWL}}^1$ from logistic propensity score model (4) and linear outcome regression model (8). The following result gives an error bound for $\hat{\mu}^1(\hat{m}_{\text{RWL}}^1, \hat{\pi}_{\text{RCAL}}^1)$, allowing that both models (4) and (8) may be misspecified.

Theorem 3. *Under the conditions of Theorem 2, if $\log\{(1+p)/\epsilon\}/n \leq 1$, then we have with probability at least $1 - 10\epsilon$,*

$$\begin{aligned} & |\hat{\mu}^1(\hat{m}_{\text{RWL}}^1, \hat{\pi}_{\text{RCAL}}^1) - \hat{\mu}^1(\bar{m}_{\text{WL}}^1, \bar{\pi}_{\text{CAL}}^1)| \\ & \leq M_{11} |S_\gamma| \lambda_0^2 + M_{12} |S_\gamma| \lambda_0 \lambda_1 + M_{13} |S_\alpha| \lambda_0 \lambda_1, \end{aligned} \quad (32)$$

where $M_{11} = M_{13} + \sqrt{D_0^2 + D_1^2} e^{\eta_{01}} (e^{\eta_{01}} M_0/2 + \eta_{02})$, $M_{12} = (A_0 - 1)^{-1} M_0$, $M_{13} = A_0(A_1 - 1)^{-1} M_1$, and M_1 is a constant such that the right hand side of (29) in Theorem 2 is upper-bounded by $e^{\eta_{01}} M_1 (|S_\gamma| \lambda_0 \lambda_1 + |S_\alpha| \lambda_1^2)$.

Theorem 3 shows that $\hat{\mu}^1(\hat{m}_{\text{RWL}}^1, \hat{\pi}_{\text{RCAL}}^1)$ is doubly robust for μ^1 provided $(|S_\gamma| + |S_\alpha|) \lambda_1^2 = o(1)$, that is, $(|S_\gamma| + |S_\alpha|) \log(p) = o(n)$. In addition, Theorem 3 gives the $n^{-1/2}$ asymptotic expansion (19) provided $n^{1/2} (|S_\gamma| + |S_\alpha|) \lambda_1^2 = o(1)$, that is, $(|S_\gamma| + |S_\alpha|) \log(p) = o(n^{1/2})$. To obtain valid confidence intervals for μ^1 via the Slutsky theorem, the following result gives the convergence of the variance estimator \hat{V} to V , as defined in Proposition 1, allowing that both models (4) and (8) may be misspecified. For notational simplicity, denote $\hat{\varphi} = \varphi(T, Y, X; \hat{m}_{\text{RWL}}^1, \hat{\pi}_{\text{RCAL}}^1)$ and $\hat{\varphi}_c = \hat{\varphi} - \hat{\mu}^1(\hat{m}_{\text{RWL}}^1, \hat{\pi}_{\text{RCAL}}^1)$ such that $\hat{V} = \tilde{E}(\hat{\varphi}_c^2)$. Similarly, denote $\bar{\varphi} = \varphi(T, Y, X; \bar{m}_{\text{WL}}^1, \bar{\pi}_{\text{CAL}}^1)$ and $\bar{\varphi}_c = \bar{\varphi} - \hat{\mu}^1(\bar{m}_{\text{WL}}^1, \bar{\pi}_{\text{CAL}}^1)$ such that $V = E(\bar{\varphi}_c^2)$.

Theorem 4. *Under the conditions of Theorem 2, if $\log\{(1+p)/\epsilon\}/n \leq 1$, then we have with probability at least $1 - 10\epsilon$,*

$$\left| \tilde{E}(\hat{\varphi}_c^2 - \bar{\varphi}_c^2) \right| \leq 2M_{14} \{\tilde{E}(\bar{\varphi}_c^2)\}^{1/2} (|S_\gamma| \lambda_0 + |S_\alpha| \lambda_1) + M_{14} (|S_\gamma| \lambda_0 + |S_\alpha| \lambda_1)^2, \quad (33)$$

where M_{14} is a positive constant depending only on $(A_0, C_0, B_0, \xi_0, \nu_0, \eta_0)$ in Theorem 1 and $(A_1, D_0, D_1, \xi_1, \nu_1, \eta_1)$ in Theorem 2. If, in addition, condition (27) holds, then we have with probability at least $1 - 12\epsilon$,

$$\left| \tilde{E}(\hat{\varphi}_c^2 - \bar{\varphi}_c^2) \right| \leq 2M_{15} \{\tilde{E}(\bar{\varphi}_c^2)\}^{1/2} (|S_\gamma| \lambda_0 \lambda_1 + |S_\alpha| \lambda_1^2)^{1/2} + M_{15} (|S_\gamma| \lambda_0 \lambda_1 + |S_\alpha| \lambda_1^2), \quad (34)$$

where M_{15} is a positive constant, depending on τ_0 from (27) as well as $(A_0, C_0, B_0, \xi_0, \nu_0, \eta_0)$ and $(A_1, D_0, D_1, \xi_1, \nu_1, \eta_1)$.

Remark 5. Theorem 4 provides two rates of convergence for \hat{V} under different conditions. Inequality (33) shows that \hat{V} is a consistent estimator of V , that is, $\hat{V} - V = o_p(1)$, provided $(|S_\gamma| + |S_\alpha|) (\log p)^{1/2} = o(n^{1/2})$. Technically, consistency of \hat{V} is sufficient for applying Slutsky theorem to establish confidence intervals for μ^1 in Proposition 1(iii). With additional condition (27), inequality (34) shows that \hat{V} achieves the parametric rate of convergence, $\hat{V} - V = o_p(n^{-1/2})$, provided $(|S_\gamma| + |S_\alpha|) \log(p) = o(n^{1/2})$.

Remark 6. Combining Theorems 3–4 directly leads to Proposition 1, which gives doubly robust confidence intervals of μ^1 . In addition, a broader interpretation can also be accommodated. All the results, Theorems 1–4, are developed to remain valid in the presence of misspecification of models (4) and (8), similarly as in classical theory of estimation with misspecified

models (e.g., White 1982; Manski 1988). If both models (4) and (8) may be misspecified, then $\hat{\mu}^1(\hat{m}_{\text{RWL}}^1, \hat{\pi}_{\text{RCAL}}^1) \pm z_{c/2} \sqrt{\hat{V}/n}$ is an asymptotic $(1 - c)$ confidence interval for the target value $\bar{\mu}^1 = E(\bar{\varphi})$, which in general differs from the true value μ^1 . By comparison, the standard estimator $\hat{\mu}^1(\hat{m}_{\text{RML}}^1, \hat{\pi}_{\text{RML}}^1)$ can be shown to converge to a target value, different from μ^1 as well as $\bar{\mu}^1$ in the presence of model misspecification. But it seems difficult to obtain valid confidence intervals based on $\hat{\mu}^1(\hat{m}_{\text{RML}}^1, \hat{\pi}_{\text{RML}}^1)$ under similar conditions as in our results, because (21) and (22) are then $O_p(\{\log(p)/n\}^{1/2})$ if either model (4) or (8) is misspecified.

3.3 Using generalized linear outcome models

In this section, we turn to the situation where a generalized linear model is used for outcome regression together with a logistic propensity score model, and develop appropriate methods and theory for obtaining confidence intervals for μ^1 in high-dimensional settings.

A technical complication compared with the situation of a linear outcome model in Section 3.2 is that the reasoning outlined through (20)–(24) for deriving doubly robust confidence intervals for μ^1 does not directly hold with a non-linear outcome model, where the second term of (20) does not in general reduce to the simple product in (21). There are, however, different approaches that can be used to derive model-assisted confidence intervals, that is, satisfying either property (G2) or (G3) described in Section 3.1. For concreteness, we focus on a PS based, OR assisted approach to obtain confidence intervals with property (G2), that is, being valid if the propensity score model used is correctly specified but the outcome regression model may be misspecified. See Section 3.4 for further discussion of related issues.

Consider a logistic propensity score model (4) and a generalized linear outcome model,

$$E(Y|T = 1, X) = m_1(X; \alpha^1) = \psi\{\alpha^{1\text{T}} f(X)\}, \quad (35)$$

that is, model (1) with the vector of covariate functions $g^1(X)$ taken to be the same as $f(X)$ in model (4). This choice of covariate functions can be more justified than in the setting of Section 3.2, because OR model (35) plays an assisting role when confidence intervals for μ^1 are concerned. Our point estimator of μ^1 is $\hat{\mu}^1(\hat{m}_{\text{RWL}}^1, \hat{\pi}_{\text{RCAL}}^1)$ as defined in (9), where $\hat{\pi}_{\text{RCAL}}^1(X) = \pi(X; \hat{\gamma}_{\text{RCAL}}^1)$ and $\hat{m}_{\text{RWL}}^1(X) = m_1(X; \hat{\alpha}_{\text{RWL}}^1)$. The estimator $\hat{\gamma}_{\text{RCAL}}^1$ is a regularized calibrated estimator of γ from Tan (2017) as in Section 3.2. But $\hat{\alpha}_{\text{RWL}}^1$ is a regularized weighted likelihood estimator of α^1 , defined as a minimizer of

$$\ell_{\text{RWL}}(\alpha^1; \hat{\gamma}_{\text{RCAL}}^1) = \ell_{\text{WL}}(\alpha^1; \hat{\gamma}_{\text{RCAL}}^1) + \lambda \|\alpha_{1:p}^1\|_1, \quad (36)$$

where $\ell_{\text{WL}}(\alpha^1; \hat{\gamma}_{\text{RCAL}}^1)$ is the weighted likelihood loss as follows, with $w(X; \gamma) = \{1 - \pi(X; \gamma)\} / \pi(X; \gamma) = e^{-\gamma^T f(X)}$ for logistic model (4),

$$\ell_{\text{WL}}(\alpha^1; \hat{\gamma}_{\text{RCAL}}^1) = \tilde{E} \left(Tw(X; \hat{\gamma}_{\text{RCAL}}^1) [-Y\alpha^{1T} f(X) + \Psi\{\alpha^{1T} f(X)\}] \right), \quad (37)$$

and $\|\alpha_{1:p}^1\|_1$ is the L_1 norm of $\alpha_{1:p}^1$ and $\lambda \geq 0$ is a tuning parameter. The regularized weighted least-squares estimator $\hat{\alpha}_{\text{RWL}}^1$ used in Section 3.2 is recovered in the special case of the identity link, $\psi(u) = u$ and $\Psi(u) = u^2/2$. In addition, the Kuhn–Tucker–Karush condition for minimizing (36) remains the same as in (16)–(17), and hence the estimator $\hat{\mu}^1(\hat{m}_{\text{RWL}}^1, \hat{\pi}_{\text{RCAL}}^1)$ can be put in the prediction form (18), which ensures the boundedness property that $\hat{\mu}^1(\hat{m}_{\text{RWL}}^1, \hat{\pi}_{\text{RCAL}}^1)$ always falls in the range of the observed outcomes Y_i in the treated group ($T_i = 1$) and the predicted values $\hat{m}_{\text{RWL}}^1(X_i)$ in the untreated group ($T_i = 0$).

With possible model misspecification, the target value $\bar{\alpha}_{\text{WL}}^1$ is defined as a minimizer of the expected loss $E\{\ell_{\text{WL}}(\alpha^1; \bar{\gamma}_{\text{CAL}}^1)\}$. From a functional perspective, we write $\ell_{\text{WL}}(\alpha^1; \gamma) = \kappa_{\text{WL}}(\alpha^{1T} f; \gamma)$, where for a function $h(x)$ which may not be in the form $\alpha^{1T} f$,

$$\kappa_{\text{WL}}(h; \gamma) = \tilde{E} (Tw(X; \gamma) [-Yh(X) + \Psi\{h(X)\}]).$$

As $\kappa_{\text{WL}}(h; \gamma)$ is convex in h by the convexity of $\Psi(\cdot)$, the Bregman divergence associated with $\kappa_{\text{WL}}(h; \gamma)$ is defined as

$$D_{\text{WL}}(h', h; \gamma) = \kappa_{\text{WL}}(h'; \gamma) - \kappa_{\text{WL}}(h; \gamma) - \langle \nabla \kappa_{\text{WL}}(h; \gamma), h' - h \rangle,$$

where $\nabla \kappa_{\text{WL}}(h; \gamma)$ denotes the gradient of $\kappa_{\text{WL}}(h; \gamma)$ with respect to (h_1, \dots, h_n) with $h_i = h(X_i)$. The symmetrized Bregman divergence is easily shown to be

$$\begin{aligned} D_{\text{WL}}^\dagger(h', h; \gamma) &= D_{\text{WL}}(h', h; \gamma) + D_{\text{WL}}(h, h'; \gamma) \\ &= \tilde{E} (Tw(X; \gamma) [\psi\{h'(X)\} - \psi\{h(X)\}] \{h'(X) - h(X)\}). \end{aligned} \quad (38)$$

The following result establishes the convergence of $\hat{\alpha}_{\text{RWL}}^1$ to $\bar{\alpha}_{\text{WL}}^1$ in the L_1 norm $\|\hat{\alpha}_{\text{RWL}}^1 - \bar{\alpha}_{\text{WL}}^1\|_1$ and the symmetrized Bregman divergence $D_{\text{WL}}^\dagger(\hat{h}_{\text{RWL}}^1, \bar{h}_{\text{WL}}^1; \bar{\gamma}_{\text{CAL}}^1)$, where $\hat{h}_{\text{RWL}}^1(X) = \hat{\alpha}_{\text{RWL}}^{1T} f(X)$ and $\bar{h}_{\text{WL}}^1(X) = \bar{\alpha}_{\text{WL}}^{1T} f(X)$. In the case of the identity link, $\psi(u) = u$, the symmetrized Bregman divergence $D_{\text{WL}}^\dagger(\hat{h}_{\text{RWL}}^1, \bar{h}_{\text{WL}}^1; \bar{\gamma}_{\text{CAL}}^1)$ becomes $Q_{\text{WL}}(\hat{m}_{\text{RWL}}^1, \bar{m}_{\text{WL}}^1; \bar{\gamma}_{\text{CAL}}^1)$ in (28). Inequality (39) also reduces to (29) in Theorem 2 with the choices $C_2 = 1$ and $C_3 = \eta_2 = \eta_3 = 0$.

Assumption 3. Assume that $\psi(\cdot)$ is differentiable and denote $\psi_2(u) = d\psi(u)/du$. Suppose that the following conditions are satisfied:

- (i) $\psi_2\{\bar{h}_{WL}^1(X)\} \leq C_1$ almost surely for a constant $C_1 > 0$;
- (ii) $\psi_2\{\bar{h}_{WL}^1(X)\} \geq C_2$ almost surely for a constant $C_2 > 0$;
- (iii) $\psi_2(u) \leq \psi_2(u')e^{C_3|u-u'|}$ for any (u, u') , where $C_3 \geq 0$ is a constant.
- (iv) $C_0C_3(A_1 - 1)^{-1}\xi_3^2\nu_2^{-2}C_2^{-1}|S_\alpha|\lambda_1 \leq \eta_2$ for a constant $0 \leq \eta_2 < 1$ and $C_0C_3e^{3\eta_01} (A_1 - 1)^{-1}\xi_2^{-2}C_2^{-1}(M_{01}|S_\gamma|\lambda_0) \leq \eta_3$ for a constant $0 \leq \eta_3 < 1$, where $(\eta_{01}, \nu_2, \xi_2, \xi_3, M_{01})$ are as in Theorem 2.

Theorem 5. *Suppose that Assumptions 1, 2, and 3(ii)–(iv) hold. If $\log\{(1+p)/\epsilon\}/n \leq 1$, then for $A_0 > (\xi_0 + 1)/(\xi_0 - 1)$ and $A_1 > (\xi_1 + 1)/(\xi_1 - 1)$, we have with probability at least $1 - 8\epsilon$,*

$$\begin{aligned} & D_{WL}^\dagger(\hat{m}_{RWL}^1, \bar{m}_{WL}^1) + e^{\eta_{01}}(A_1 - 1)\lambda_1 \|\hat{\alpha}_{RWL}^1 - \bar{\alpha}_{WL}^1\|_1 \\ & \leq e^{4\eta_{01}}\xi_4^{-2} (M_{01}|S_\gamma|\lambda_0^2) + e^{2\eta_{01}}\xi_3^2 (\nu_3^{-2}|S_\alpha|\lambda_1^2), \end{aligned} \quad (39)$$

where $\xi_4 = \xi_2(1 - \eta_3)^{1/2}C_2^{1/2}$, $\nu_3 = \nu_2^{1/2}(1 - \eta_2)^{1/2}C_2^{1/2}$, and $(\eta_{01}, \nu_2, \xi_2, \xi_3, M_{01})$ are as in Theorem 2.

Remark 7. We discuss the conditions involved in Theorem 5. Assumption 3(i) is not needed, but will be used in later results. Assumption 3(iii), adapted from Huang & Zhang (2012), is used along with Assumption 1(i) to bound the curvature of $D_{WL}^\dagger(h', h; \bar{\gamma}_{CAL}^1)$ and then with Assumption 3(iv) to achieve a localized analysis when handling a non-quadratic loss function. Assumption 3(ii) is used for two distinct purposes. First, it is combined with Assumptions 2(ii)–(iii) to yield a compatibility condition for $\tilde{\Sigma}_\alpha = \tilde{E}[Tw(X; \bar{\gamma}_{CAL}^1)\psi_2\{\bar{h}_{WL}^1(X)\}f(X)f^T(X)]$, which is the sample version of the Hessian of the expected loss $E\{\ell_{WL}(\alpha^1; \bar{\gamma}_{CAL}^1)\}$ at $\alpha^1 = \bar{\alpha}_{WL}^1$, that is, $\Sigma_\alpha = E[Tw(X; \bar{\gamma}_{CAL}^1)\psi_2\{\bar{h}_{WL}^1(X)\}f(X)f^T(X)]$. Second, Assumption 3(ii) is also used in deriving a quadratic inequality to be inverted in our strategy to deal with the dependency of $\hat{\alpha}_{RWL}^1$ on $\hat{\gamma}_{RCAL}^1$ as mentioned in Remark 4. As seen from the proofs in Supplementary Material, similar results as in Theorem 5 can be obtained with Assumption 3(ii) replaced by the weaker condition that for some constant $\tau_1 > 0$,

$$b^T \Sigma_\gamma b \leq (b^T \Sigma_\alpha b) / \tau_1, \quad \forall b \in \mathbb{R}^{1+p},$$

provided that the condition on A_1 and Assumption 3(iv) are modified accordingly, depending on τ_1 . This extension is not pursued here for simplicity.

Now we study the proposed estimator $\hat{\mu}^1(\hat{m}_{RWL}^1, \hat{\pi}_{RCAL}^1)$ for μ^1 , with the regularized estimators $\hat{\gamma}_{RCAL}^1$ and $\hat{\alpha}_{RWL}^1$ obtained using logistic propensity score model (4) and generalized linear outcome model (35). Theorem 6 gives an error bound for $\hat{\mu}^1(\hat{m}_{RWL}^1, \hat{\pi}_{RCAL}^1)$, allowing that both models (4) and (35) may be misspecified, but depending on additional terms in the presence of misspecification of model (4). Denote $h(X; \alpha^1) = \alpha^{1T} f(X)$ and for $r \geq 0$,

$$\Lambda_0(r) = \sup_{j=0,1,\dots,p, \|\alpha^1 - \bar{\alpha}_{WL}^1\|_1 \leq r} \left| E \left[\psi_2 \{h(X; \alpha^1)\} f_j(X) \left\{ \frac{T}{\bar{\pi}_{CAL}^1(X)} - 1 \right\} \right] \right|.$$

As a special case, the quantity $\Lambda_0(0)$ is defined as

$$\Lambda_1 = \sup_{j=0,1,\dots,p} \left| E \left[\psi_2 \{\bar{h}_{WL}^1(X)\} f_j(X) \left\{ \frac{T}{\bar{\pi}_{CAL}^1(X)} - 1 \right\} \right] \right|.$$

By the definition of $\bar{\gamma}_{CAL}^1$, it holds that $E[\{T/\bar{\pi}_{CAL}^1(X) - 1\} f_j(X)] = 0$ for $j = 0, 1, \dots, p$ whether or not model (4) is correctly specified. But $\Lambda_0(r)$ is in general either zero or positive respectively if model (4) is correctly specified or misspecified, except in the case of linear outcome model (8) where $\Lambda_0(r)$ is automatically zero because $\psi_2(\cdot)$ is constant.

Theorem 6. *Suppose that Assumptions 1, 2, and 3 hold. If $\log\{(1+p)/\epsilon\}/n \leq 1$, then for $A_0 > (\xi_0 + 1)/(\xi_0 - 1)$ and $A_1 > (\xi_1 + 1)/(\xi_1 - 1)$, we have with probability at least $1 - 12\epsilon$,*

$$\begin{aligned} & \left| \hat{\mu}^1(\hat{m}_{RWL}^1, \hat{\pi}_{RCAL}^1) - \hat{\mu}^1(\bar{m}_{WL}^1, \bar{\pi}_{CAL}^1) \right| \\ & \leq M_{21} |S_\gamma| \lambda_0^2 + M_{22} |S_\gamma| \lambda_0 \lambda_1 + M_{23} |S_\alpha| \lambda_0 \lambda_1 + \eta_{11} \Lambda_0(\eta_{11}), \end{aligned} \quad (40)$$

where M_{21} , M_{22} , and M_{23} are positive constants, depending only on $(A_0, C_0, B_0, \xi_0, \nu_0, \eta_0)$, $(A_1, D_0, D_1, \xi_1, \nu_1, \eta_1)$, and $(C_1, C_2, C_3, \eta_2, \eta_3)$, $\eta_{11} = (A_1 - 1)^{-1} M_2 (|S_\gamma| \lambda_0 + |S_\alpha| \lambda_1)$, and M_2 is a constant such that the right hand side of (39) is upper-bounded by $e^{\eta_{01}} M_2 (|S_\gamma| \lambda_0 \lambda_1 + |S_\alpha| \lambda_1^2)$. If, in addition, condition (27) holds, then we have with probability at least $1 - 14\epsilon$,

$$\begin{aligned} & \left| \hat{\mu}^1(\hat{m}_{RWL}^1, \hat{\pi}_{RCAL}^1) - \hat{\mu}^1(\bar{m}_{WL}^1, \bar{\pi}_{CAL}^1) \right| \\ & \leq M_{24} |S_\gamma| \lambda_0^2 + M_{25} |S_\gamma| \lambda_0 \lambda_1 + M_{26} |S_\alpha| \lambda_0 \lambda_1 + \eta_{11} \Lambda_1, \end{aligned} \quad (41)$$

where M_{24} , M_{25} , and M_{26} are positive constants, also depending on τ_0 from (27).

Remark 8. Two different error bounds are obtained in Theorem 6. Because $\Lambda_0(\eta_{11}) \geq \Lambda_1$, the error bound (41) is tighter than (40), but with the additional condition (27), which requires that the generalized eigenvalues of Σ_γ relative to the gram matrix $E\{f(X)f^T(X)\}$ is bounded away from 0. In either case, the result shows that $\hat{\mu}^1(\hat{m}_{RWL}^1, \hat{\pi}_{RCAL}^1)$ is doubly robust for μ^1

provided $(|S_\gamma| + |S_\alpha|)\lambda_1 = o(1)$, that is, $(|S_\gamma| + |S_\alpha|)(\log p)^{1/2} = o(n^{1/2})$. In addition, the error bounds imply that $\hat{\mu}^1(\hat{m}_{\text{RWL}}^1, \hat{\pi}_{\text{RCAL}}^1)$ admits the $n^{-1/2}$ asymptotic expansion (19) provided $(|S_\gamma| + |S_\alpha|)\log(p) = o(n^{1/2})$, when PS model (4) is correctly specified but OR model (35) may be misspecified, because the term involving $\Lambda_0(\eta_{11})$ or Λ_1 vanishes as discussed above. Unfortunately, expansion (19) may fail when PS model (4) is misspecified.

Similarly as Theorem 4, the following result establishes the convergence of \hat{V} to V as defined in Proposition 1, allowing that both models (4) and (35) may be misspecified.

Theorem 7. *Under the conditions of Theorem 6, if $\log\{(1+p)/\epsilon\}/n \leq 1$, then we have with probability at least $1 - 12\epsilon$,*

$$\begin{aligned} \left| \tilde{E}(\hat{\varphi}_c^2 - \bar{\varphi}_c^2) \right| &\leq 2M_{27} \{ \tilde{E}(\bar{\varphi}_c^2) \}^{1/2} \{ 1 + \Lambda_0(\eta_{11}) \} (|S_\gamma|\lambda_0 + |S_\alpha|\lambda_1) \\ &\quad + M_{27} \{ 1 + \Lambda_0^2(\eta_{11}) \} (|S_\gamma|\lambda_0 + |S_\alpha|\lambda_1)^2, \end{aligned} \quad (42)$$

where M_{27} is a positive constant depending only on $(A_0, C_0, B_0, \xi_0, \nu_0, \eta_0)$, $(A_1, D_0, D_1, \xi_1, \nu_1, \eta_1)$, and $(C_1, C_2, C_3, \eta_2, \eta_3)$. If, in addition, condition (27) holds, then we have with probability at least $1 - 14\epsilon$,

$$\begin{aligned} \left| \tilde{E}(\hat{\varphi}_c^2 - \bar{\varphi}_c^2) \right| &\leq 2M_{28} \{ \tilde{E}(\bar{\varphi}_c^2) \}^{1/2} \left\{ (|S_\gamma|\lambda_0\lambda_1 + |S_\alpha|\lambda_1^2)^{1/2} + \Lambda_1(|S_\gamma|\lambda_0 + |S_\alpha|\lambda_1) \right\} \\ &\quad + M_{28} \left\{ (|S_\gamma|\lambda_0\lambda_1 + |S_\alpha|\lambda_1^2) + \Lambda_1^2(|S_\gamma|\lambda_0 + |S_\alpha|\lambda_1)^2 \right\}, \end{aligned} \quad (43)$$

where M_{28} is a positive constant, similar to M_{27} but also depending on τ_0 from (27).

Remark 9. Two different rates of convergence are obtained for \hat{V} in Theorem 7. Similarly as discussed in Remark 5, if $(|S_\gamma| + |S_\alpha|)(\log p)^{1/2} = o(n^{1/2})$, then inequality (42) implies the consistency of \hat{V} for V , which is sufficient for applying Slutsky Theorem to establish confidence intervals for μ^1 . With additional condition (27), inequality (43) gives a faster rate of convergence for \hat{V} , which is of order $n^{-1/2}$ provided $(|S_\gamma| + |S_\alpha|)\log(p) = o(n^{1/2})$.

Combining Theorems 6–7 leads to the following result.

Proposition 2. *Suppose that Assumptions 1, 2, and 3 hold, and $(|S_\gamma| + |S_\alpha|)\log(p) = o(n^{1/2})$. For sufficiently large constants A_0 and A_1 , if logistic PS model (4) is correctly specified but OR model (35) may be misspecified, then (i)–(iii) in Proposition 1 hold. That is, a PS based, OR assisted confidence interval for μ^1 is obtained.*

Remark 10. The conclusion of Proposition 2 remains valid if PS model (4) is misspecified but only locally such that $\Lambda_0(\eta_{11}) = O(\{\log(p)/n\}^{1/2})$ or $\Lambda_1 = O(\{\log(p)/n\}^{1/2})$, in the case of the error bound (40) or (41). Therefore, $\hat{\mu}^1(\hat{m}_{\text{RWL}}^1, \hat{\pi}_{\text{RCAL}}^1) \pm z_{c/2} \sqrt{\hat{V}/n}$ can be interpreted as an asymptotic $(1-c)$ confidence interval for the target value $\bar{\mu}^1 = E(\bar{\varphi})$ if model (4) is at most locally misspecified but model (35) may be arbitrarily misspecified. It is an interesting open problem to find broadly valid confidence intervals in the presence of model misspecification similarly as discussed in Remark 6 when a linear outcome model is used.

3.4 Further discussion

Estimation of ATE. Our theory and methods are presented mainly on estimation of μ^1 , but they can be directly extended for estimating μ^0 and hence ATE, that is, $\mu^1 - \mu^0$. Consider a logistic propensity score model (4) and a generalized linear outcome model,

$$E(Y|T = 0, X) = m_0(X; \alpha^0) = \psi\{\alpha^{0T} f(X)\}, \quad (44)$$

where $f(X)$ is the same vector of covariate functions as in the model (4) and α^0 is a vector of unknown parameters. Our point estimator of ATE is $\hat{\mu}^1(\hat{m}_{\text{RWL}}^1, \hat{\pi}_{\text{RCAL}}^1) - \hat{\mu}^0(\hat{m}_{\text{RWL}}^0, \hat{\pi}_{\text{RCAL}}^0)$, and that of μ^0 is

$$\hat{\mu}^0(\hat{m}_{\text{RWL}}^0, \hat{\pi}_{\text{RCAL}}^0) = \tilde{E} \left\{ \varphi(Y, 1 - T, X; \hat{m}_{\text{RWL}}^0, 1 - \hat{\pi}_{\text{RCAL}}^0) \right\},$$

where $\varphi(\cdot)$ is defined in (7), $\hat{\pi}_{\text{RCAL}}^0(X) = \pi(X; \hat{\gamma}_{\text{RCAL}}^0)$, $\hat{m}_{\text{RWL}}^0(X) = m_0(X; \hat{\alpha}_{\text{RWL}}^0)$, and $\hat{\gamma}_{\text{RCAL}}^0$ and $\hat{\alpha}_{\text{RWL}}^0$ are defined as follows. The estimator $\hat{\gamma}_{\text{RCAL}}^0$ is defined similarly as $\hat{\gamma}_{\text{RCAL}}^1$, but with the loss function $\ell_{\text{CAL}}(\gamma)$ in (11) replaced by

$$\ell_{\text{CAL}}^0(\gamma) = \tilde{E} \left\{ (1 - T)e^{\gamma^T f(X)} - T\gamma^T f(X) \right\},$$

that is, T and γ in $\ell_{\text{CAL}}(\gamma)$ are replaced by $1 - T$ and $-\gamma$. The estimator $\hat{\alpha}_{\text{RWL}}^0$ is defined similarly as $\hat{\alpha}_{\text{RWL}}^1$, but with the loss function $\ell_{\text{WL}}(\cdot; \hat{\gamma}_{\text{RCAL}}^1)$ in (37) replaced by

$$\ell_{\text{WL}}^0(\alpha^0; \hat{\gamma}_{\text{RCAL}}^0) = \tilde{E} \left((1 - T)w^0(X; \hat{\gamma}_{\text{RCAL}}^0) \left[-Y\alpha^{0T}g^0(X) + \Psi\{\alpha^{0T}g^0(X)\} \right] \right),$$

where $w^0(X; \gamma) = \pi(X; \gamma) / \{1 - \pi(X; \gamma)\} = e^{\gamma^T f(X)}$. Under similar conditions as in Propositions 1 and 2, the estimator $\hat{\mu}^0(\hat{m}_{\text{RWL}}^0, \hat{\pi}_{\text{RCAL}}^0)$ admits the asymptotic expansion

$$\hat{\mu}^0(\hat{m}_{\text{RWL}}^0, \hat{\pi}_{\text{RCAL}}^0) = \tilde{E} \left\{ \varphi(Y, 1 - T, X; \bar{m}_{\text{WL}}^0, 1 - \bar{\pi}_{\text{CAL}}^0) \right\} + o_p(n^{-1/2}), \quad (45)$$

where $\bar{\pi}_{\text{RCAL}}^0(X) = \pi(X; \bar{\gamma}_{\text{RCAL}}^0)$, $\bar{m}_{\text{RWL}}^0(X) = m_0(X; \bar{\alpha}_{\text{RWL}}^0)$, and $\bar{\gamma}_{\text{RCAL}}^0$ and $\bar{\alpha}_{\text{RWL}}^0$ are the target values defined similarly as $\bar{\gamma}_{\text{RCAL}}^1$ and $\bar{\alpha}_{\text{RWL}}^1$. Then Wald confidence intervals for μ^0 and ATE can be derived from (19) and (45) similarly as in Propositions 1 and 2 and shown to be either doubly robust in the case of linear outcome models, or valid if PS model (4) is correctly specified but OR models (35) and (44) may be misspecified for nonlinear $\psi(\cdot)$.

An unusual aspect of our approach is that two different estimators of the propensity score are used when estimating μ^0 and μ^1 . On one hand, the estimators $\hat{\gamma}_{\text{RCAL}}^0$ and $\hat{\gamma}_{\text{RCAL}}^1$ are both consistent, and hence there is no self-contradiction at least asymptotically, when PS model (4) is correctly specified. On the other hand, if model (4) is misspecified, the two estimators may in general have different asymptotic limits, which can be an advantage from the following perspective. By definition, the augmented IPW estimators of μ^1 and μ^0 are obtained, depending on fitted propensity scores within the treated group and untreated groups separately, that is, $\{\pi(X_i; \gamma^1) : T_i = 1\}$ and $\{\pi(X_i; \gamma^0) : T_i = 0\}$. In the presence of model misspecification, allowing different γ^1 and γ^0 can be helpful in finding suitable approximations of the two sets of propensity scores, without being constrained by the then-false assumption that they are determined by the same coefficient vector $\gamma^1 = \gamma^0$.

Estimation of ATT. There is a simple extension of our approach to estimation of ATT, that is, $\nu^1 - \nu^0$ as defined in Section 2. The parameter $\nu^1 = E(Y^1|T = 1)$ can be directly estimated by $\tilde{E}(TY)/\tilde{E}(T)$. For $\nu^0 = E(Y^1|T = 1)$, our point estimator is

$$\hat{\nu}^0(\hat{m}_{\text{RWL}}^0, \hat{\pi}_{\text{RCAL}}^0) = \tilde{E} \{ \varphi_{\nu^0}(Y, T, X; \hat{m}_{\text{RWL}}^0, \hat{\pi}_{\text{RCAL}}^0) \} / \tilde{E}(T),$$

where $\hat{\pi}_{\text{RCAL}}^0(X)$ and $\hat{m}_{\text{RWL}}^0(X)$ are the same fitted values as used in the estimator $\hat{\mu}^0(\hat{m}_{\text{RWL}}^0, \hat{\pi}_{\text{RCAL}}^0)$ for μ^0 , and $\varphi_{\nu^0}(\cdot; \hat{m}_0, \hat{\pi})$ is defined as

$$\varphi_{\nu^0}(Y, T, X; \hat{m}_0, \hat{\pi}) = \frac{(1-T)\hat{\pi}(X)}{1-\hat{\pi}(X)}Y - \left\{ \frac{1-T}{1-\hat{\pi}(X)} - 1 \right\} \hat{m}_0(X).$$

The function $\varphi_{\nu^0}(\cdot; \hat{m}_0, \hat{\pi})$ can be derived, by substituting fitted values $(\hat{m}_0, \hat{\pi})$ for the true values (m_0^*, π^*) in the efficient influence function of μ^0 under a nonparametric model (Hahn 1998). In addition, the estimator $\tilde{E}\{\varphi_{\nu^0}(Y, T, X; \hat{m}_0, \hat{\pi})\}$ is also doubly robust: it remains consistent for $E(TY^0)$ if either $\hat{m}_0 = m_0^*$ or $\hat{\pi} = \pi^*$. In fact, by straightforward calculation, the function $\varphi_{\nu^0}(\cdot)$ is related to $\varphi(\cdot)$ in (7) through the simple identity:

$$\varphi_{\nu^0}(Y, T, X; \hat{m}_0, \hat{\pi}) = \varphi(Y, 1-T, X; \hat{m}_0, 1-\hat{\pi}) - (1-T)Y. \quad (46)$$

As a result, $\hat{\nu}^0(\hat{m}_{\text{RWL}}^0, \hat{\pi}_{\text{RCAL}}^0)$ can be equivalently obtained as

$$\begin{aligned}\hat{\nu}^0(\hat{m}_{\text{RWL}}^0, \hat{\pi}_{\text{RCAL}}^0) &= \left[\hat{\mu}^0(\hat{m}_{\text{RWL}}^0, \hat{\pi}_{\text{RCAL}}^0) - \tilde{E}\{(1-T)Y\} \right] / \tilde{E}(T) \\ &= \tilde{E} \{ T \hat{m}_{\text{RWL}}^0(X) \} / \tilde{E}(T),\end{aligned}$$

where the second step follows from a similar equation for $\hat{\mu}^0(\hat{m}_{\text{RWL}}^0, \hat{\pi}_{\text{RCAL}}^0)$ as (18). Moreover, it can be shown using Eq. (46) that under similar conditions as in Propositions 1 and 2, the estimator $\hat{\nu}^0(\hat{m}_{\text{RWL}}^0, \hat{\pi}_{\text{RCAL}}^0)$ admits the asymptotic expansion

$$\hat{\nu}^0(\hat{m}_{\text{RWL}}^0, \hat{\pi}_{\text{RCAL}}^0) - \nu^0 = \tilde{E} \{ \varphi_{\nu^0}(Y, T, X; \bar{m}_{\text{WL}}^0, \bar{\pi}_{\text{CAL}}^0) - T\nu^0 \} / \tilde{E}(T) + o_p(n^{-1/2}),$$

similarly as (45) for $\hat{\mu}^0(\hat{m}_{\text{RWL}}^0, \hat{\pi}_{\text{RCAL}}^0)$. From this expansion, Wald confidence intervals for ν^0 and ATT can be derived and shown to be either doubly robust with linear OR model (44) or valid at least when PS model (4) is correctly specified.

Construction of loss functions. We provide additional comments about the construction of loss functions for γ and α^1 and alternative approaches when using nonlinear outcome models. For a linear outcome model (8) as in Section 3.1, the loss functions $\ell_{\text{CAL}}(\gamma)$ and $\ell_{\text{WL}}(\alpha^1; \gamma)$ are derived such that their gradients satisfy (23)–(24), which are in turn obtained as the coefficients for $\hat{\alpha}^1 - \bar{\alpha}^1$ and $\hat{\gamma} - \bar{\gamma}$ in the first-order terms (21)–(22) from the Taylor expansion (20) of $\hat{\mu}^1(\hat{m}^1, \hat{\pi})$. Combining the two steps, Eqs. (23)–(24) amount to choosing

$$\frac{\partial \ell_{\text{CAL}}(\gamma)}{\partial \gamma} = \frac{\partial}{\partial \alpha^1} \tilde{E} [\varphi\{Y, T, X; m_1(\cdot; \alpha^1), \pi(\cdot; \gamma)\}], \quad (47)$$

$$\frac{\partial \ell_{\text{WL}}(\alpha^1; \gamma)}{\partial \alpha^1} = \frac{\partial}{\partial \gamma} \tilde{E} [\varphi\{Y, T, X; m_1(\cdot; \alpha^1), \pi(\cdot; \gamma)\}]. \quad (48)$$

We say that the loss function $\ell_{\text{CAL}}(\gamma)$ for γ in model (4) is calibrated against model (8), whereas $\ell_{\text{WL}}(\alpha^1; \gamma)$ for α^1 in model (8) is calibrated against model (4). The estimators $\hat{\gamma}_{\text{RCAL}}^1$ and $\hat{\alpha}_{\text{RWL}}^1$ are called regularized calibrated estimators of γ and α^1 respectively. The pair of equations (47)–(48) also underlie the coincidence of the Hessian of $\ell_{\text{CAL}}(\gamma)$ at $\bar{\gamma}_{\text{CAL}}^1$ and that of $\ell_{\text{WL}}(\alpha^1; \bar{\gamma}_{\text{CAL}}^1)$ in α^1 with a linear outcome model, as mentioned in Remark 2.

Previously, an augmented IPW estimator $\hat{\mu}^1(\hat{m}^1, \hat{\pi})$ for μ^1 was proposed in low-dimensional settings by Kim & Haziza (2014) and Vermeulen & Vansteelandt (2015), where $(\hat{\alpha}^1, \hat{\gamma})$ are non-penalized, defined by directly setting the right-hand sides of (47)–(48) to zero. One of their motivations is to enable simple calculation of confidence intervals without the need of correcting for estimation of (α^1, γ) . Our work generalizes these previous estimators to high-dimensional

settings, where the motivation for using $(\hat{\alpha}_{\text{RWL}}^1, \hat{\gamma}_{\text{RCAL}}^1)$, instead of $(\hat{\alpha}_{\text{RML}}^1, \hat{\gamma}_{\text{RML}})$ is mainly statistical: to reduce the variation caused by estimation of (α^1, γ) from $O_p(\{\log(p)/n\}^{1/2})$ to $o_p(n^{-1/2})$ for the estimator $\hat{\mu}^1(\hat{m}_{\text{RWL}}^1, \hat{\pi}_{\text{RCAL}}^1)$, so that valid confidence intervals for μ^1 can be obtained even in the presence of model misspecification.

For a possibly nonlinear outcome model (35), the augmented IPW estimator of μ^1 in Kim & Haziza (2014) and Vermeulen & Vansteelandt (2015) is also defined as described above. However, the gradients from the right-hand sides of (47)–(48) become

$$\frac{\partial}{\partial \alpha^1} \tilde{E} [\varphi\{Y, T, X; m_1(\cdot; \alpha^1), \pi(\cdot; \gamma)\}] = \tilde{E} \left[\left\{ 1 - \frac{T}{\pi(X; \gamma)} \right\} \psi_2\{\alpha^{1\text{T}} f(X)\} f(X) \right], \quad (49)$$

$$\frac{\partial}{\partial \gamma} \tilde{E} [\varphi\{Y, T, X; m_1(\cdot; \alpha^1), \pi(\cdot; \gamma)\}] = -\tilde{E} \left[T \frac{1 - \pi(X; \gamma)}{\pi(X; \gamma)} \{Y - m_1(X; \alpha^1)\} f(X) \right], \quad (50)$$

where $\psi_2(\cdot)$ denotes the derivative of $\psi(\cdot)$. The pair of equations obtained by setting (49)–(50) to zero are intrinsically coupled, unless outcome model (35) is linear and hence the dependency of (49) on α^1 vanishes. This complication, although mainly computational in low-dimensional settings, presents a statistical as well as computational obstacle to developing doubly robust confidence intervals with regularized estimation in high-dimensional settings.

The development in Section 3.3 involves using (23) instead of (49) but retaining (50), which lead to the loss functions $\ell_{\text{CAL}}(\gamma)$ in (11) and $\ell_{\text{WL}}(\alpha^1; \gamma)$ in (37). The resulting confidence intervals are PS based, OR assisted, that is, being valid if PS model (4) is correctly specified but OR model (35) may be misspecified. Alternatively, it is possible to develop an OR based, PS assisted approach using the regularized maximum likelihood estimator $\hat{\alpha}_{\text{RML}}^1$ in conjunction with a regularized estimator of γ based on a weighted calibration loss,

$$\ell_{\text{WL}}(\gamma; \hat{\alpha}_{\text{RML}}^1) = \tilde{E} \left[\psi_2 \{ \hat{\alpha}_{\text{RML}}^{1\text{T}} f(X) \} \left\{ T e^{-\gamma^{\text{T}} f(X)} + (1 - T) \gamma^{\text{T}} f(X) \right\} \right]. \quad (51)$$

The gradient of (51) in γ is (49), with $\alpha^1 = \hat{\alpha}_{\text{RML}}^1$. Similar results can be established as in Section 3.3, to provide valid confidence intervals for μ^1 if OR model (35) is correctly specified but PS model (4) may be misspecified. This work can be pursued elsewhere.

4 Simulation study

We present a simulation study with the design of Kang & Schafer (2007) modified and extended to high-dimensional, sparse settings. It is of interest to empirically compare $\hat{\mu}^1(\hat{m}_{\text{RML}}^1, \hat{\pi}_{\text{RML}}^1)$ and $\hat{\mu}^1(\hat{m}_{\text{RWL}}^1, \hat{\pi}_{\text{RCAL}}^1)$ and their associated confidence intervals.

In our implementation, the penalized loss function (3) or (6) for computing $\hat{\alpha}_{\text{RML}}^1$ or $\hat{\gamma}_{\text{RML}}^1$ or (10), (12), or (36) for computing $\hat{\alpha}_{\text{RWL}}^1$ or $\hat{\gamma}_{\text{RCAL}}^1$ is minimized for a fixed tuning parameter λ , using algorithms similar to those in Friedman et al. (2010), but with the coordinate descent method replaced by an active set method as in Osborne et al. (2000) for solving each Lasso penalized least squares problem. In addition, the penalized loss (10) for computing $\hat{\gamma}_{\text{RCAL}}^1$ is minimized using the algorithm in Tan (2017), where a nontrivial Fisher scoring step is involved for quadratic approximation. The tuning parameter λ is determined using 5-fold cross validation based on the corresponding loss function as follows.

For $k = 1, \dots, 5$, let \mathcal{I}_k be a random subsample of size $n/5$ from $\{1, 2, \dots, n\}$. For a loss function $\ell(\gamma)$, either $\ell_{\text{ML}}(\gamma)$ in (5) or $\ell_{\text{CAL}}(\gamma)$ in (11), denote by $\ell(\gamma; \mathcal{I})$ the loss function obtained when the sample average $\tilde{E}(\cdot)$ is computed over only the subsample \mathcal{I} . The 5-fold cross-validation criterion is defined as

$$\text{CV}_5(\lambda) = \frac{1}{5} \sum_{k=1}^5 \ell(\hat{\gamma}_\lambda^{(k)}; \mathcal{I}_k),$$

where $\hat{\gamma}_\lambda^{(k)}$ is a minimizer of the penalized loss $\ell(\gamma; \mathcal{I}_k^c) + \lambda \|\gamma_{1:p}\|_1$ over the subsample \mathcal{I}_k^c of size $4n/5$, i.e., the complement to \mathcal{I}_k . Then λ is selected by minimizing $\text{CV}_5(\lambda)$ over the discrete set $\{\lambda^*/2^j : j = 0, 1, \dots, 10\}$, where for $\hat{\pi}_0 = \tilde{E}(T)$, the value λ^* is computed as either

$$\lambda^* = \max_{j=1, \dots, p} \left| \tilde{E}\{(T - \hat{\pi}_0)f_j(X)\} \right|$$

when the likelihood loss (5) is used, or

$$\lambda^* = \max_{j=1, \dots, p} \left| \tilde{E}\{(T/\hat{\pi}_0 - 1)f_j(X)\} \right|$$

when the calibration loss (11) is used. It can be shown that in either case, the penalized loss $\ell(\gamma) + \lambda \|\gamma_{1:p}\|_1$ over the original sample has a minimum at $\gamma_{1:p} = 0$ for all $\lambda \geq \lambda^*$.

For computing $\hat{\alpha}_{\text{RML}}^1$ or $\hat{\alpha}_{\text{RWL}}^1$, cross validation is conducted similarly as above using the loss function $\ell_{\text{ML}}(\alpha^1)$ in (2) or $\ell_{\text{WL}}(\alpha^1; \hat{\gamma}_{\text{RCAL}}^1)$ in (37). In the latter case, $\hat{\gamma}_{\text{RCAL}}^1$ is determined separately and then fixed during cross validation for computing $\hat{\alpha}_{\text{RWL}}^1$.

4.1 Linear outcome models

Let $X = (X_1, \dots, X_p)$ be independent variables, where each X_j is $N(0, 1)$ truncated to the interval $(-2.5, 2.5)$ and then standardized to have mean 0 and variance 1. In addition, let $X^\dagger = (X_1^\dagger, \dots, X_p^\dagger)$, where $X_j^\dagger = X_j$ for $j = 5, \dots, p$, and $X_1^\dagger, X_2^\dagger, X_3^\dagger$, and X_4^\dagger are standardized

versions of $\exp(0.5X_1)$, $10 + \{1 + \exp(X_1)\}^{-1} X_2$, $(0.04X_1X_3 + 0.6)^3$, and $(X_2 + X_4 + 20)^2$ to have means 0 and variances 1. The truncation of X_j prevents propensity scores arbitrarily close to 0, and ensures that the mapping between X and X^\dagger are strictly one-to-one. See the Supplementary Material for calculation to perform the standardization and for scatter plots of $(X_1^\dagger, \dots, X_4^\dagger)$. Consider the following data-generating configurations.

(C1) Generate T given X from a Bernoulli distribution with

$$P(T = 1|X) = \{1 + \exp(X_1^\dagger - 0.5X_2^\dagger + 0.25X_3^\dagger + 0.1X_4^\dagger)\}^{-1},$$

and, independently, generate Y^1 given X from a Normal distribution with variance 1 and mean either (“Linear outcome configuration 1”)

$$E(Y^1|X) = X_1^\dagger + 0.5X_2^\dagger + 0.5X_3^\dagger + 0.5X_4^\dagger,$$

or (“Linear outcome configuration 2”)

$$E(Y^1|X) = 0.25X_1^\dagger + 0.5X_2^\dagger + 0.5X_3^\dagger + 0.5X_4^\dagger.$$

The main difference between the two outcome configurations is that X_1^\dagger is both the most important variable influencing the propensity score and that influencing the outcome regression function in the first configuration.

(C2) Generate T give X as in (C1), but, independently, generate Y^1 given X from a Normal distribution with variance 1 and mean either (“Linear outcome configuration 1”)

$$E(Y^1|X) = X_1 + 0.5X_2 + 0.5X_3 + 0.5X_4,$$

or (“Linear outcome configuration 2”)

$$E(Y^1|X) = 0.25X_1 + 0.5X_2 + 0.5X_3 + 0.5X_4.$$

As X_1 and X_1^\dagger are monotone transformations of each other, the variable X_1^\dagger remains roughly both the most important variable influencing the propensity score and that influencing the outcome regression function in the first configuration.

(C3) Generate Y^1 given X as in (C1), but, independently, generate T given X from a Bernoulli distribution with

$$P(T = 1|X) = \{1 + \exp(X_1 - 0.5X_2 + 0.25X_3 + 0.1X_4)\}^{-1}.$$

Table 1: Summary of results with linear outcome models ($n = 800, p = 200$)

	cor PS, cor OR		cor PS, mis OR		mis PS, cor OR	
	RML.RML	RCAL.RWL	RML.RML	RCAL.RWL	RML.RML	RCAL.RWL
Linear outcome configuration 1						
Bias	-.041	-.022	-.007	-.008	-.006	-.002
$\sqrt{\text{Var}}$.071	.071	.072	.072	.077	.072 [†]
$\sqrt{\text{EVar}}$.083	.083	.081	.080	.083	.083
Cov90	.790	.822*	.850	.848	.856	.837
Cov95	.859	.891*	.910	.915	.925	.912
Linear outcome configuration 2						
Bias	-.038	-.019	-.040	-.019	-.006	-.002
$\sqrt{\text{Var}}$.063	.063	.062	.064	.069	.063 [†]
$\sqrt{\text{EVar}}$.072	.073	.070	.069	.074	.074
Cov90	.782	.826*	.786	.865*	.855	.838
Cov95	.858	.885	.866	.918*	.926	.901

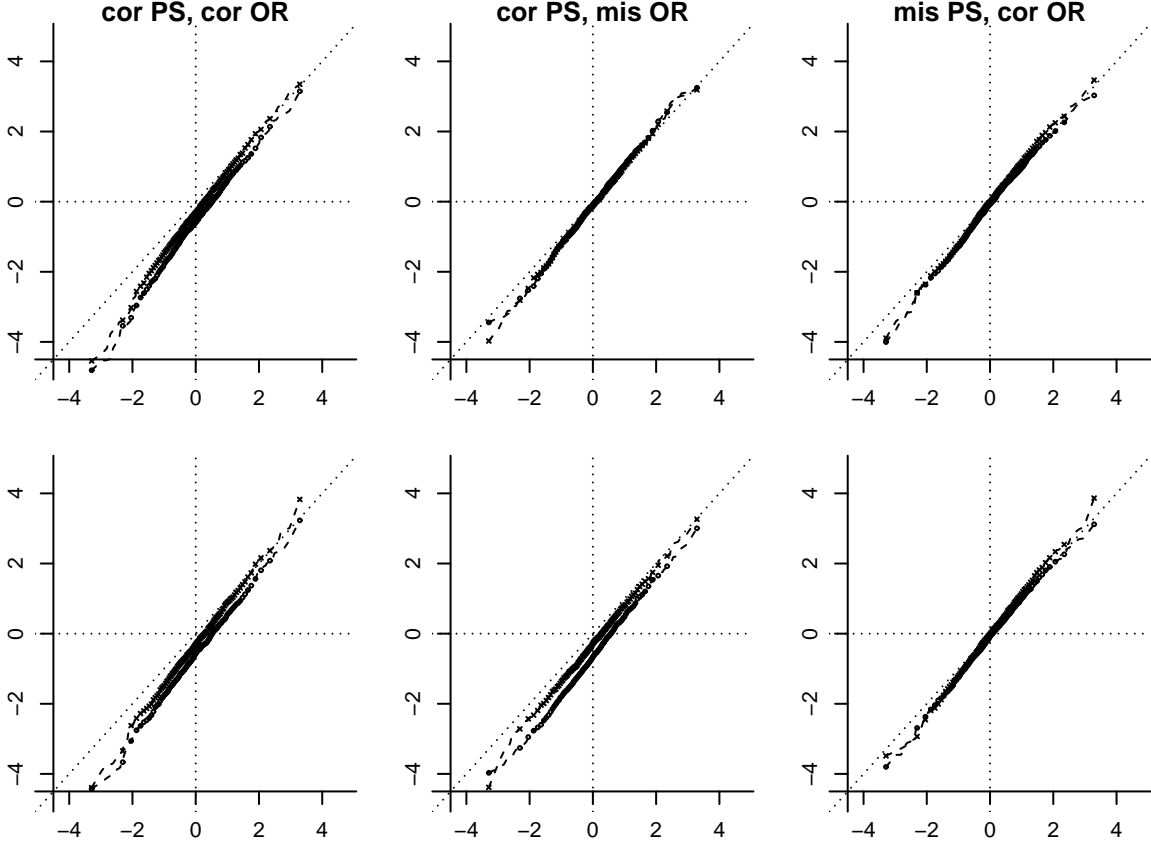
Note: RML.RML denotes $\hat{\mu}^1(\hat{m}_{\text{RML}}^1, \hat{\pi}_{\text{RML}}^1)$ and RCAL.RWL denotes $\hat{\mu}^1(\hat{m}_{\text{RWL}}^1, \hat{\pi}_{\text{RCAL}}^1)$. Bias and $\sqrt{\text{Var}}$ are respectively the Monte Carlo bias and standard deviation of the points estimates, $\sqrt{\text{EVar}}$ is the square root of the mean of the variance estimates, and Cov90 or Cov95 is the coverage proportion of the 90% or 95% confidence intervals, based on 1000 repeated simulations. [†] indicates a case where the Monte Carlo variance from the competitive method is at least 10% higher. * indicates a coverage proportion that is 3% or higher than that from the competitive method.

As in Section 2, the observed data consist of independent and identically distributed observations $\{(T_i Y_i, T_i, X_i) : i = 1, \dots, n\}$. Consider logistic propensity score model (4) and linear outcome model (8), both with $f_j(X) = X_j^\dagger$ for $j = 1, \dots, p$. Then the two models can be classified as follows, depending on the data configuration above:

- (C1) PS and OR models both correctly specified;
- (C2) PS model correctly specified, but OR model misspecified;
- (C3) PS model misspecified, but OR model correctly specified.

As demonstrated in Kang & Schafer (2007) for $p = 4$, the PS model (4) in the scenario (C3), although misspecified, appears adequate as examined by conventional techniques for logistic regression. Similarly, the OR model (8) in the misspecified case (C2) can also be shown as “nearly correct” by standard techniques for linear regression. On the other hand, neither

Figure 1: QQ plots of the t -statistics against standard normal with linear outcome models ($n = 800$, $p = 200$), based on the estimators $\hat{\mu}^1(\hat{m}_{\text{RML}}^1, \hat{\pi}_{\text{RML}}^1)$ (\circ) and $\hat{\mu}^1(\hat{m}_{\text{RWL}}^1, \hat{\pi}_{\text{RCAL}}^1)$ (\times). For readability, only a subset of 100 order statistics are shown as points on the QQ lines.



the PS model (4) in the correctly specified case (C1) or (C2) nor the OR model (8) in the correctly specified case (C1) or (C3) is used in Kang & Schafer (2007), where correct PS and misspecified OR model (or misspecified PS and correct OR) involve two completely different sets of regressors. This aspect of the Kang–Schafer design needs to be modified in our study, where the same vector of regressors $f(X)$ is used in models (4) and (8).

We conducted 1000 repeated simulations, each with the sample size $n = 400$ or 800 and the number of regressors $p = 100$ or 200 . For $n = 800$ and $p = 200$, Table 1 summarizes the results about $\hat{\mu}^1(\hat{m}_{\text{RML}}^1, \hat{\pi}_{\text{RML}}^1)$ and $\hat{\mu}^1(\hat{m}_{\text{RWL}}^1, \hat{\pi}_{\text{RCAL}}^1)$ and their associated confidence intervals, and Figure 1 presents the QQ plots of the corresponding t -statistics. See the Supplementary Material for similar results obtained with other values of (n, p) .

There are several advantages demonstrated from these results for the proposed method. Compared with $\hat{\mu}^1(\hat{m}_{\text{RML}}^1, \hat{\pi}_{\text{RML}}^1)$, the estimator $\hat{\mu}^1(\hat{m}_{\text{RWL}}^1, \hat{\pi}_{\text{RCAL}}^1)$ has consistently smaller biases

Table 2: Summary of results with logistic outcome models ($n = 800, p = 200$)

	cor PS, cor OR		cor PS, mis OR		mis PS, cor OR	
	RML.RML	RCAL.RWL	RML.RML	RCAL.RWL	RML.RML	RCAL.RWL
Logistic outcome configuration 1						
Bias	-.013	-.004	-.007	-.003	-.005	-.001
$\sqrt{\text{Var}}$.023	.024	.023	.024	.024	.023
$\sqrt{\text{EVar}}$.026	.026	.025	.026	.027	.027
Cov90	.814	.868*	.841	.872*	.845	.859
Cov95	.876	.920*	.916	.928	.914	.912
Logistic outcome configuration 2						
Bias	-.009	-.003	-.007	-.002	-.002	.001
$\sqrt{\text{Var}}$.024	.025	.024	.026	.026	.025
$\sqrt{\text{EVar}}$.026	.026	.026	.027	.027	.027
Cov90	.849	.876	.864	.879	.870	.865
Cov95	.909	.936	.925	.933	.931	.927

Note: See the footnote of Table 1. For scenario (C5) (“mis OR”), the true value μ^1 is 0.5 by symmetry. For scenarios (C4) and (C6) (“cor OR”), the true value μ^1 is not analytically available but calculated using Monte Carlo integration, as shown in the Supplementary Material.

in absolute values, and either similar or noticeably smaller variances, for example, in the case of misspecified PS model and correct OR model. The coverage proportions of confidence intervals based on $\hat{\mu}^1(\hat{m}_{\text{RWL}}^1, \hat{\pi}_{\text{RCAL}}^1)$ are similar or noticeably higher than those based on $\hat{\mu}^1(\hat{m}_{\text{RML}}^1, \hat{\pi}_{\text{RML}}^1)$, although both coverage proportions are below the nominal probabilities to various degree. From the QQ plots, the t -statistics based on $\hat{\mu}^1(\hat{m}_{\text{RWL}}^1, \hat{\pi}_{\text{RCAL}}^1)$ also appear to be more aligned with standard normal than those based on $\hat{\mu}^1(\hat{m}_{\text{RML}}^1, \hat{\pi}_{\text{RML}}^1)$.

4.2 Logistic outcome models

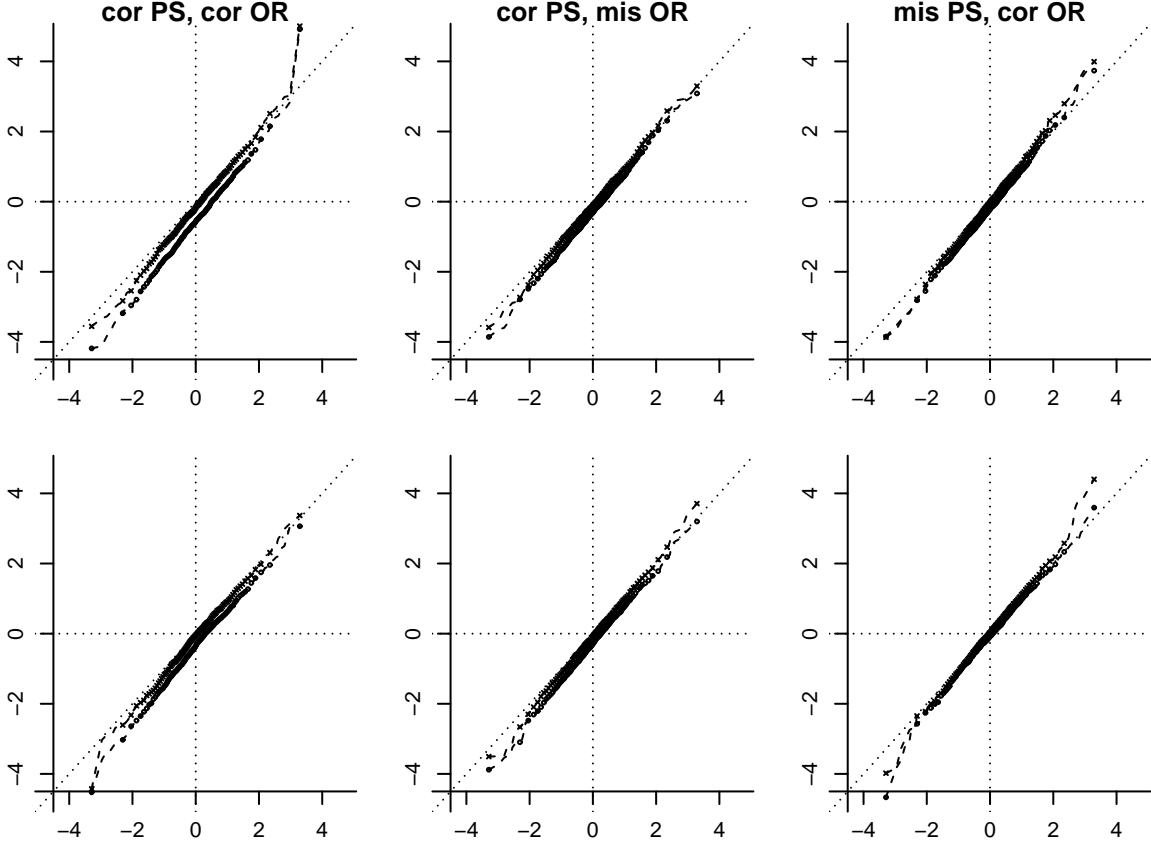
For simulations with binary outcomes, let X and X^\dagger be as in Section 4.1. Consider the following data-generating configurations, in parallel to (C1)–(C3).

(C4) Generate T given X as in (C1) and, independently, generate Y^1 given X from a Bernoulli distribution with probability (“Logistic outcome configuration 1”)

$$P(Y^1 = 1|X) = [1 + \exp\{-(X_1^\dagger + 0.5X_2^\dagger + 0.5X_3^\dagger + 0.5X_4^\dagger)\}]^{-1},$$

or (“Logistic outcome configuration 2”)

Figure 2: QQ plots of the t -statistics against standard normal with logistic outcome models ($n = 800$, $p = 200$), based on the estimators $\hat{\mu}^1(\hat{m}_{\text{RML}}^1, \hat{\pi}_{\text{RML}}^1)$ (\circ) and $\hat{\mu}^1(\hat{m}_{\text{RWL}}^1, \hat{\pi}_{\text{RCAL}}^1)$ (\times). For readability, only a subset of 100 order statistics are shown as points on the QQ lines.



$$P(Y^1 = 1|X) = [1 + \exp\{-(0.25X_1^\dagger + 0.5X_2^\dagger + 0.5X_3^\dagger + 0.5X_4^\dagger)\}]^{-1}.$$

(C5) Generate T give X as in (C1), and, independently, generate Y^1 given X from a Bernoulli distribution with probability (“Logistic outcome configuration 1”)

$$P(Y^1 = 1|X) = [1 + \exp\{-(X_1 + 0.5X_2 + 0.5X_3 + 0.5X_4)\}]^{-1},$$

or (“Logistic outcome configuration 2”)

$$P(Y^1 = 1|X) = [1 + \exp\{-(0.25X_1 + 0.5X_2 + 0.5X_3 + 0.5X_4)\}]^{-1}.$$

(C6) Generate Y^1 given X as in (C4), and, independently, generate T given X as in (C3).

Consider logistic propensity score model (4) and logistic outcome model (35), both with $f_j(X) = X_j^\dagger$ for $j = 1, \dots, p$. Then the two models are correctly specified in scenario (C4),

only PS model (4) is correctly specified in scenario (C5), and only OR model (35) is correctly specified in scenario (C6), similarly as in Section 4.1.

For $n = 800$ and $p = 200$, Table 2 and Figure 2 present the results from 1000 repeated simulations, about $\hat{\mu}^1(\hat{m}_{\text{RML}}^1, \hat{\pi}_{\text{RML}}^1)$ and $\hat{\mu}^1(\hat{m}_{\text{RWL}}^1, \hat{\pi}_{\text{RCAL}}^1)$ and their associated confidence intervals. Similar conclusions can be drawn as from Table 1 and Figure 1. It is interesting that the coverage proportions of confidence intervals based on $\hat{\mu}^1(\hat{m}_{\text{RWL}}^1, \hat{\pi}_{\text{RCAL}}^1)$ are noticeably higher (and closer to the nominal probabilities) than those based on $\hat{\mu}^1(\hat{m}_{\text{RML}}^1, \hat{\pi}_{\text{RML}}^1)$ in the case where both PS and OR models are correctly specified. This difference can also be seen from the QQ plots. The confidence intervals from both methods appear to yield reasonable coverage proportions when the PS model is misspecified but the OR model is correctly specified, even though these results are not necessarily predicted by asymptotic theory. See the Supplementary Material for additional results from simulations with other values of (n, p) .

5 Application to a medical study

We provide an empirical application to a medical study in Connors et al. (1996) on the effects of right heart catheterization (RHC). The study included $n = 5735$ critically ill patients admitted to the intensive care units of 5 medical centers. For each patient, the data consist of treatment status T ($= 1$ if RHC was used within 24 hours of admission and 0 otherwise), health outcome Y (survival time up to 30 days), and a list of 75 covariates X specified by medical specialists in critical care. For previous analyses, propensity score and outcome regression models were employed either with main effects only (Hirano & Imbens 2002; Vermeulen & Vansteelandt 2015) or with interaction terms manually added (Tan 2006).

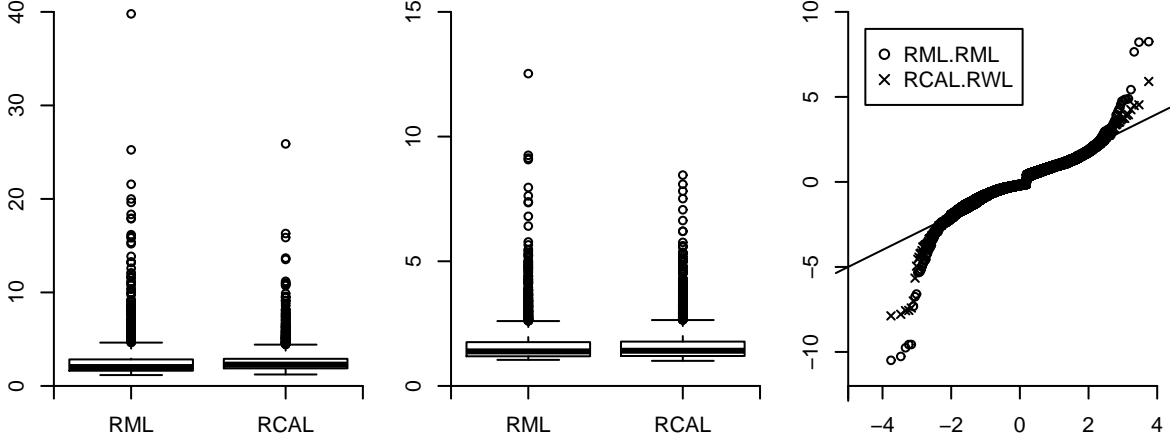
To explore dependency beyond main effects, we consider a logistic propensity score model

Table 3: Estimates of 30-day survival probabilities and ATE

	IPW		Augmented IPW	
	RML	RCAL	RML.RML	RCAL.RWL
μ^1	0.636 ± 0.026	0.634 ± 0.023	0.636 ± 0.021	0.635 ± 0.021
μ^0	0.690 ± 0.017	0.687 ± 0.017	0.691 ± 0.016	0.688 ± 0.016
ATE	-0.054 ± 0.031	-0.053 ± 0.029	-0.055 ± 0.025	-0.053 ± 0.025

Note: Estimate $\pm 2 \times$ standard error, including nominal standard errors for IPW.

Figure 3: Boxplots of inverse probability weights within the treated (left) and untreated (middle) groups, each normalized to sum to the sample size n , and QQ plots with a 45-degree line of the standardized sample influence functions based on $\varphi(Y, T, X; \cdot)$ in (7) for ATE (right).



(4) and a logistic outcome model (35) for 30-day survival status $1\{Y > 30\}$, with the vector $f(X)$ including all main effects and two-way interactions of X except those with the fractions of nonzero values less than 46 (i.e., 0.8% of the sample size 5735). The dimension of $f(X)$ is $p = 1855$, excluding the constant. All variables in $f(X)$ are standardized with sample means 0 and variances 1. We apply the augmented IPW estimators $\hat{\mu}^1(\hat{m}_{\text{RWL}}^1, \hat{\pi}_{\text{RCAL}}^1)$ and $\hat{\mu}^0(\hat{m}_{\text{RWL}}^0, \hat{\pi}_{\text{RCAL}}^0)$ using regularized calibrated (RCAL) estimation and the corresponding estimators such as $\hat{\mu}^1(\hat{m}_{\text{RML}}^1, \hat{\pi}_{\text{RML}}^1)$ using regularized maximum likelihood (RML) estimation, similarly as in the simulation study. The Lasso tuning parameter λ is selected by cross validation over a discrete set $\{\lambda^*/2^{j/4} : j = 0, 1, \dots, 24\}$, where λ^* is the value leading to a zero solution $\gamma_1 = \dots = \gamma_p = 0$. We also compute the (ratio) IPW estimators, such as $\hat{\mu}_{\text{IPW}}^1$, along with nominal standard errors obtained by ignoring data-dependency of the fitted propensity scores.

Table 3 shows various estimates of survival probabilities and ATE. The IPW estimates from RCAL estimation of propensity scores have noticeably smaller nominal standard errors than RML estimation, for example, with the relative efficiency $(0.026/0.023)^2 = 1.28$ for estimation of μ^1 . This improvement can also be seen from Figure 3, where the RCAL inverse probability weights are much less variable than RML weights. See Tan (2017) for additional results on covariate balance and parameter sparsity from RML and RCAL estimation of propensity scores.

The augmented IPW estimates and confidence intervals are similar to each other from RCAL and RML estimation. However, the validity of RML confidence intervals depends on both PS

and OR models being correctly specified, whereas that of RCAL confidence intervals holds even when the OR model is misspecified. While assessment of this difference is difficult with real data, Figure 3 shows that the sample influence functions for ATE using RCAL estimation appears to be more normally distributed especially in the tails than RML estimation.

Finally, the augmented IPW estimates here are smaller in absolute values, and also with smaller standard errors, than previous estimates based on main-effect models, about $-0.060 \pm 2 \times 0.015$ (Vermeulen & Vansteelandt 2015). The reduction in standard errors might be explained by the well-known property that an augmented IPW estimator has a smaller asymptotic variance when obtained using a larger (correct) propensity score model.

References

- Athey, S., Imbens, G.W., and Wager, S. (2016) “Approximate residual balancing: De-biased inference of average treatment effects in high dimensions,” arXiv:1604.07125.
- Belloni, A., Chernozhukov, V., Fernandez-Val, I., and Hansen, C. (2017) “Program evaluation and causal inference with high-dimensional data,” *Econometrica*, 85, 233–298.
- Bickel, P., Ritov, Y., and Tsybakov, A.B. (2009) “Simultaneous analysis of Lasso and Dantzig selector,” *Annals of Statistics*, 37, 1705–1732.
- Buhlmann, P. and van de Geer, S. (2011) *Statistics for High-Dimensional Data: Methods, Theory and Applications*, New York: Springer.
- Chan, K.C.G., Yam, S.C.P., and Zhang, Z. (2016) “Globally efficient non-parametric inference of average treatment effects by empirical balancing calibration weighting,” *Journal of the Royal Statistical Society, Ser. B*, 78, 673–700.
- Connors, A.F., Speroff, T., Dawson, N.V., et al. (1996) “The effectiveness of right heart catheterization in the initial care of critically ill patients,” *Journal of the American Medical Association*, 276, 889–897.
- Farrell, M.H. (2015) “Robust inference on average treatment effects with possibly more covariates than observations,” *Journal of Econometrics*, 189, 1–23.
- Folsom, R.E. (1991) “Exponential and logistic weight adjustments for sampling and non-response error reduction,” *Proceedings of the American Statistical Association, Social Statistics Section*, 197–202.
- Friedman, J., Hastie, T., and Tibshirani, R. (2010) “Regularization paths for generalized linear models via coordinate descent,” *Journal of Statistical Software*, 33, 1–22.

- Graham, B.S., de Xavier Pinto, C.C., and Egel, D. (2012) “Inverse probability tilting for moment condition models with missing data,” *Review of Economic Studies*, 79, 1053–1079.
- Hirano, K., and Imbens, G.W. (2002) “Estimation of causal effects using propensity score weighting: An application to data on right heart catheterization,” *Health Services and Outcomes Research Methodology*, 2, 259–278.
- Hahn, J. (1998) “On the role of the propensity score in efficient semiparametric estimation of average treatment effects,” *Econometrica*, 66, 315–331.
- Hainmueller, J. (2012) “Entropy balancing for causal effects: Multivariate reweighting method to produce balanced samples in observational studies,” *Political Analysis*, 20, 25–46.
- Huang, J. and Zhang, C.-H. (2012) “Estimation and selection via absolute penalized convex minimization and its multistage adaptive applications,” *Journal of Machine Learning Research*, 13, 1839–1864.
- Imai, K. and Ratkovic, M. (2014) “Covariate balancing propensity score,” *Journal of the Royal Statistical Society, Ser. B*, 76, 243–263.
- Javanmard, A. and Montanari, A. (2014) “Confidence intervals and hypothesis testing for high-dimensional regression,” *Journal of Machine Learning Research*, 15, 2869–2909.
- Kang, J.D.Y. and Schafer, J.L. (2007) “Demystifying double robustness: A comparison of alternative strategies for estimating a population mean from incomplete data” (with discussion), *Statistical Science*, 523–539.
- Kim, J.K. and Haziza, D. (2014) “Doubly robust inference with missing data in survey sampling,” *Statistica Sinica*, 24, 375–394.
- Manski, C.F. (1988) *Analog Estimation Methods in Econometrics*, New York: Chapman & Hall.
- McCullagh, P. and Nelder, J. (1989) *Generalized Linear Models* (2nd edition), New York: Chapman & Hall.
- Negahban, S.N., Ravikumar, P., Wainwright, M.J., and Yu, B. (2012) “A unified framework for high-dimensional analysis of M-estimators with decomposable regularizers,” *Statistical Science*, 27, 538–557.
- Neyman, J. (1923) “On the application of probability theory to agricultural experiments: Essay on principles, Section 9,” translated in *Statistical Science*, 1990, 5, 465–480.

- Osborne, M., Presnell, B., and Turlach, B. (2000) “A new approach to variable selection in least squares problems.” *IMA Journal of Numerical Analysis*, 20, 389–404.
- Robins, J.M., Rotnitzky, A., and Zhao, L.P. (1994) “Estimation of regression coefficients when some regressors are not always observed,” *Journal of the American Statistical Association*, 89, 846–866.
- Rosenbaum, P.R. and Rubin, D.B. (1983) “The central role of the propensity score in observational studies for causal effects,” *Biometrika*, 70, 41–55.
- Rosenbaum, P.R. and Rubin, D.B. (1984) “Reducing bias in observational studies using subclassification on the propensity score,” *Journal of the American Statistical Association*, 79, 516–524.
- Rubin, D.B. (1976) “Inference and missing data,” *Biometrika*, 63, 581–590.
- Sarndal, C.E., Swensson, B. and Wretman, J.H. (1992) *Model Assisted Survey Sampling*, New York: Springer.
- Tan, Z. (2006) “A distributional approach for causal inference using propensity scores,” *Journal of the American Statistical Association*, 101, 1619–1637.
- Tan, Z. (2007) “Comment: Understanding OR, PS, and DR,” *Statistical Science*, 22, 560–568.
- Tan, Z. (2010) “Bounded, efficient, and doubly robust estimation with inverse weighting,” *Biometrika*, 97, 661–682.
- Tan, Z. (2017) “Regularized calibrated estimation of propensity scores with model misspecification and high-dimensional data,” arXiv:1710.08074.
- Tibshirani, R. (1996) “Regression shrinkage and selection via the Lasso,” *Journal of the Royal Statistical Society, Ser. B*, 58, 267–288.
- Tsiatis, A.A. (2006) *Semiparametric Theory and Missing Data*, New York: Springer.
- van de Geer, S., Bühlmann, P., Ritov, Y., Dezeure, R. (2014) “On asymptotically optimal confidence regions and tests for high-dimensional models” *Annals of Statistics*, 42, 1166–1202.
- Vermeulen, K. and Vansteelandt, S. (2015) “Bias-reduced doubly robust estimation,” *Journal of the American Statistical Association*, 110, 1024–1036.
- White, H. (1982) “Maximum Likelihood Estimation of Misspecified Models,” *Econometrica*, 50, 1–25.
- Zhang, C.-H. and Zhang, S.S. (2014) “Confidence intervals for low-dimensional parameters with high-dimensional data,” *Journal of the Royal Statistical Society, Ser. B*, 76, 217–242.

Supplementary Material for “Model-assisted inference for treatment effects using regularized calibrated estimation with high-dimensional data”

Zhiqiang Tan

The Supplementary Material contains Appendices I–II.

I Additional results for simulation study

I.1 Results for simulation setup

Denote by $\phi()$ the probability density function and $\Phi()$ the cumulative distribution function for $N(0, 1)$. For $a = 2.5$, let Z be $N(0, 1)$ truncated to the interval $(-a, a)$, with the density function $\phi(z)/c$ if $z \in (-a, a)$ or 0 otherwise, where $c = \Phi(a) - \Phi(-a) = 2\Phi(a) - 1$. Then $E(Z) = 0$ and $\text{var}(Z) = 1 - 2a\phi(a)/c$, denoted as b^2 .

Let $(X_1, \dots, X_4) = (Z_1, \dots, Z_4)/b$, where (Z_1, \dots, Z_4) are independent variables, each from $N(0, 1)$ truncated to $(-a, a)$. The variables $(X_1^\dagger, \dots, X_4^\dagger)$ are determined by standardization from (X_1, \dots, X_4) using the following results.

- $E(e^{0.5X_1}) = \exp(\frac{1}{8b^2})\{\Phi(a - \frac{1}{2b}) - \Phi(-a - \frac{1}{2b})\}/c$,
 $\text{var}(e^{0.5X_1}) = \exp(\frac{1}{2b^2})\{\Phi(a - \frac{1}{b}) - \Phi(-a - \frac{1}{b})\}/c - E^2(e^{0.5X})$.
- $E(\frac{X_2}{1+e^{X_1}}) = 0$,
 $\text{var}(\frac{X_2}{1+e^{X_1}}) = \frac{1}{c} \int_{-a}^a \frac{1}{(1+e^{z/b})^2} \phi(z) dz \approx (0.54257865)^2$ by numerical integration.
- $E\{(\frac{X_1 X_3}{25} + 0.6)^3\} = 3/25^2 * (.6) + (.6)^3$,
 $E\{(\frac{X_1 X_3}{25} + 0.6)^6\} = m_6^2/25^6 + 15 * m_4^2/25^4 * (.6)^2 + 15/25^2 * (.6)^4 + (.6)^6$,
 where $m_4 = \frac{1}{b^4 c} \int_{-a}^a z^4 \phi(z) dz = \frac{1}{b^4 c} \{(3/2) * (2\Phi(z) - 1) - z(z^2 + 3)\phi(z)\}|_{-a}^a$ and
 $m_6 = \frac{1}{b^6 c} \int_{-a}^a z^6 \phi(z) dz = \frac{1}{b^6 c} \{(15/2) * (2\Phi(z) - 1) - z(z^4 + 5z^2 + 15)\phi(z)\}|_{-a}^a$.
- $E\{(X_2 + X_4 + 20)^2\} = 2 + 20^2$,
 $E\{(X_2 + X_4 + 20)^4\} = (2m_4 + 6) + 6 * 2 * 20^2 + 20^4$.

For binary outcomes in scenarios (C4) and (C6), the true value $\mu^1 = E\{m_1^*(X)\}$ is estimated by Monte Carlo integration, using 100 repeated samples of (X_1, \dots, X_4) each of size 10^7 . The

estimates of μ^1 are 0.4949676 and 0.4992349 in “logistic outcome configuration 1” and “logistic outcome configuration 2.” The standard errors are smaller than 8×10^{-6} .

I.2 Additional simulation results

Figure S1 shows the the scatter plots of the variables $(X_1^\dagger, X_2^\dagger, X_3^\dagger, X_4^\dagger)$, which are correlated with each other as would be found in real data.

Tables S1–S3 and Figures S2–S4, present additional simulation results from Section 4.1 with linear outcome models, similarly as Table 1 and Figure 1 but for different values of (n, p) . Tables S4–S6 and Figures S5–S7, present additional simulation results from Section 4.2 with logistic outcome models, similarly as Table 2 and Figure 2 but for different values of (n, p) . Similar conclusions can be drawn as discussed in Sections 4.1–4.2.

Figure S1: Scatter plots of $(X_1^\dagger, X_2^\dagger, X_3^\dagger, X_4^\dagger)$ from a sample of size $n = 800$.

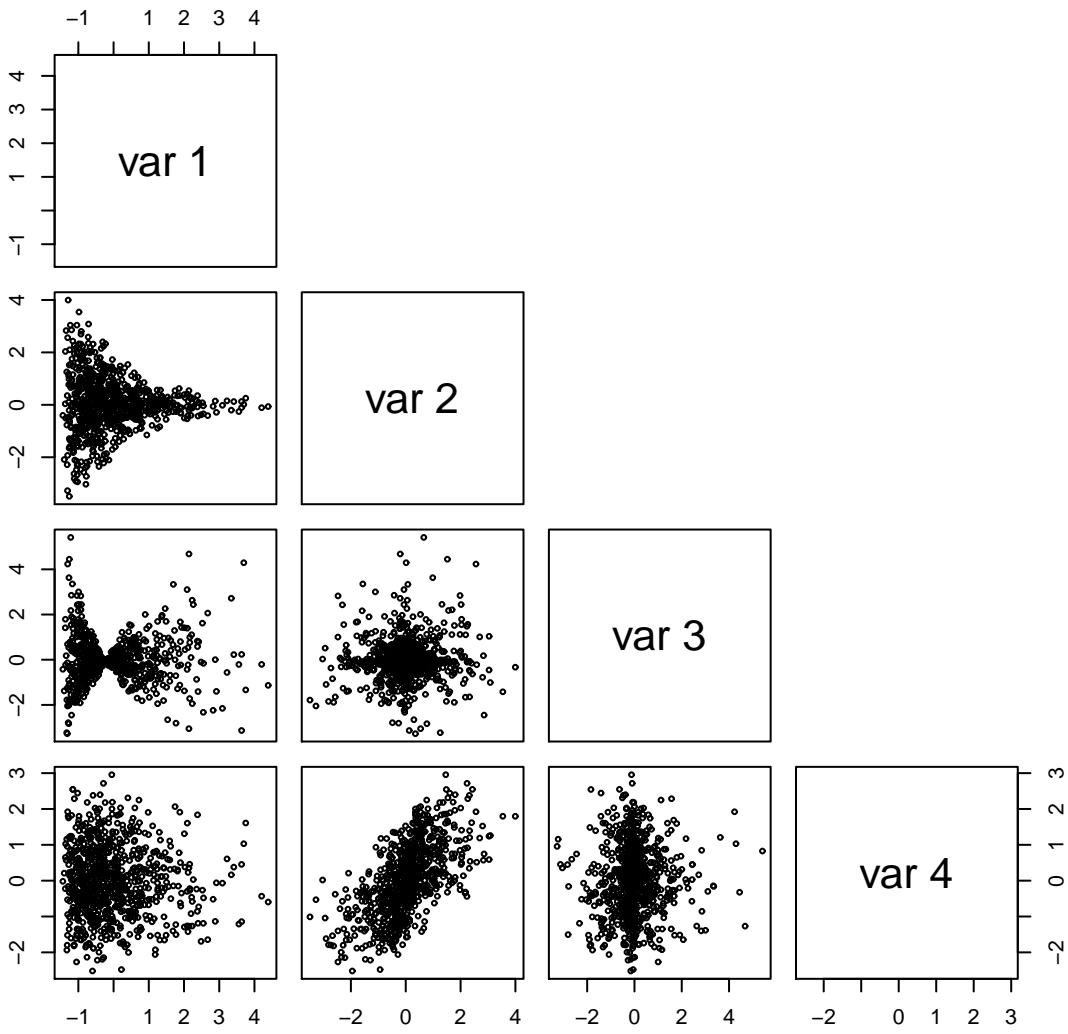


Table S1: Summary of results with linear outcome models ($n = 400, p = 100$)

	cor PS, cor OR		cor PS, mis OR		mis PS, cor OR	
	RML.RML	RCAL.RWL	RML.RML	RCAL.RWL	RML.RML	RCAL.RWL
Linear outcome configuration 1						
Bias	-.061	-.041	-.019	-.019	-.031	-.021
$\sqrt{\text{Var}}$.097	.097	.097	.099	.105	.0994 [†]
$\sqrt{\text{EVar}}$.108	.110	.111	.112	.109	.109
Cov90	.787	.829*	.844	.853	.848	.845
Cov95	.862	.883	.915	.916	.916	.920
Linear outcome configuration 2						
Bias	-.048	-.032	-.044	-.025	-.025	-.017
$\sqrt{\text{Var}}$.086	.087	.085	.088	.093	.088 [†]
$\sqrt{\text{EVar}}$.094	.096	.092	.093	.096	.096
Cov90	.799	.833*	.828	.859*	.864	.860
Cov95	.879	.898	.896	.926*	.927	.919

Note: See the footnote of Table 1.

Table S2: Summary of results with linear outcome models ($n = 800, p = 100$)

	cor PS, cor OR		cor PS, mis OR		mis PS, cor OR	
	RML.RML	RCAL.RWL	RML.RML	RCAL.RWL	RML.RML	RCAL.RWL
Linear outcome configuration 1						
Bias	-.034	-.022	-.010	-.011	-.006	-.006
$\sqrt{\text{Var}}$.071	.071	.073	.072	.078	.072 [†]
$\sqrt{\text{EVar}}$.079	.080	.084	.083	.081	.080
Cov90	.829	.836	.845	.852	.889	.881
Cov95	.889	.901	.905	.909	.938	.929
Linear outcome configuration 2						
Bias	-.034	-.021	-.044	-.023	-.004	-.004
$\sqrt{\text{Var}}$.064	.063	.064	.064	.070	.064 [†]
$\sqrt{\text{EVar}}$.071	.072	.072	.070	.072	.071
Cov90	.814	.830	.782	.850*	.896	.875
Cov95	.880	.893	.862	.912*	.941	.924

Note: See the footnote of Table 1.

Table S3: Summary of results with linear outcome models ($n = 400, p = 200$)

	cor PS, cor OR		cor PS, mis OR		mis PS, cor OR	
	RML.RML	RCAL.RWL	RML.RML	RCAL.RWL	RML.RML	RCAL.RWL
Linear outcome configuration 1						
Bias	-.068	-.049	-.026	-.024	-.035	-.024
$\sqrt{\text{Var}}$.095	.096	.096	.099	.102	.098
$\sqrt{\text{EVar}}$.109	.110	.112	.113	.118	.116
Cov90	.770	.820*	.819	.834	.823	.829
Cov95	.845	.884*	.895	.903	.893	.896
Linear outcome configuration 2						
Bias	-.053	-.038	-.045	-.028	-.026	-.017
$\sqrt{\text{Var}}$.085	.086	.084	.087	.091	.087
$\sqrt{\text{EVar}}$.092	.094	.094	.095	.103	.103
Cov90	.788	.833*	.814	.853*	.842	.836
Cov95	.877	.905	.884	.913	.904	.896

Note: See the footnote of Table 1.

Table S4: Summary of results with logistic outcome models ($n = 400, p = 100$)

	cor PS, cor OR		cor PS, mis OR		mis PS, cor OR	
	RML.RML	RCAL.RWL	RML.RML	RCAL.RWL	RML.RML	RCAL.RWL
Logistic outcome configuration 1						
Bias	-.021	-.011	-.014	-.010	-.014	-.008
$\sqrt{\text{Var}}$.032	.033	.032	.034	.033	.033
$\sqrt{\text{EVar}}$.038	.038	.038	.038	.037	.037
Cov90	.776	.835*	.804	.845*	.834	.852
Cov95	.864	.911*	.877	.901	.899	.904
Logistic outcome configuration 2						
Bias	-.011	-.004	-.008	-.003	-.003	.002
$\sqrt{\text{Var}}$.033	.034	.034	.035	.035	.034
$\sqrt{\text{EVar}}$.035	.036	.035	.035	.038	.038
Cov90	.852	.876	.876	.883	.863	.864
Cov95	.910	.931	.931	.942	.921	.924

Note: See the footnote of Table 2.

Table S5: Summary of results with logistic outcome models ($n = 800, p = 100$)

	cor PS, cor OR		cor PS, mis OR		mis PS, cor OR	
	RML.RML	RCAL.RWL	RML.RML	RCAL.RWL	RML.RML	RCAL.RWL
Logistic outcome configuration 1						
Bias	-.010	-.004	-.006	-.003	-.004	-.001
$\sqrt{\text{Var}}$.023	.024	.024	.025	.024	.024
$\sqrt{\text{EVar}}$.026	.026	.026	.027	.026	.026
Cov90	.816	.868*	.851	.868	.877	.870
Cov95	.896	.924	.924	.929	.928	.925
Logistic outcome configuration 2						
Bias	-.010	-.004	-.007	-.002	.000	.001
$\sqrt{\text{Var}}$.024	.025	.025	.026	.027	.025
$\sqrt{\text{EVar}}$.026	.026	.027	.028	.028	.027
Cov90	.842	.870	.841	.867	.881	.862
Cov95	.913	.926	.911	.923	.940	.925

Note: See the footnote of Table 2.

Table S6: Summary of results with logistic outcome models ($n = 400, p = 200$)

	cor PS, cor OR		cor PS, mis OR		mis PS, cor OR	
	RML.RML	RCAL.RWL	RML.RML	RCAL.RWL	RML.RML	RCAL.RWL
Logistic outcome configuration 1						
Bias	-.025	-.013	-.019	-.012	-.013	-.005
$\sqrt{\text{Var}}$.032	.033	.032	.034	.033	.033
$\sqrt{\text{EVar}}$.037	.037	.039	.038	.036	.036
Cov90	.754	.826*	.773	.827*	.834	.866
Cov95	.833	.907*	.852	.897*	.898	.917
Logistic outcome configuration 2						
Bias	-.013	-.006	-.010	-.004	-.002	.003
$\sqrt{\text{Var}}$.032	.034	.033	.035	.034	.034
$\sqrt{\text{EVar}}$.035	.036	.037	.037	.037	.037
Cov90	.858	.884	.848	.864	.858	.857
Cov95	.915	.936	.904	.932	.916	.926

Note: See the footnote of Table 2.

Figure S2: QQ plots of the t -statistics against standard normal with linear outcome models ($n = 400$, $p = 100$), based on the estimators $\hat{\mu}^1(\hat{m}_{\text{RML}}^1, \hat{\pi}_{\text{RML}}^1)$ (\circ) and $\hat{\mu}^1(\hat{m}_{\text{RWL}}^1, \hat{\pi}_{\text{RCAL}}^1)$ (\times). For readability, only a subset of 100 order statistics are shown as points on the QQ lines.

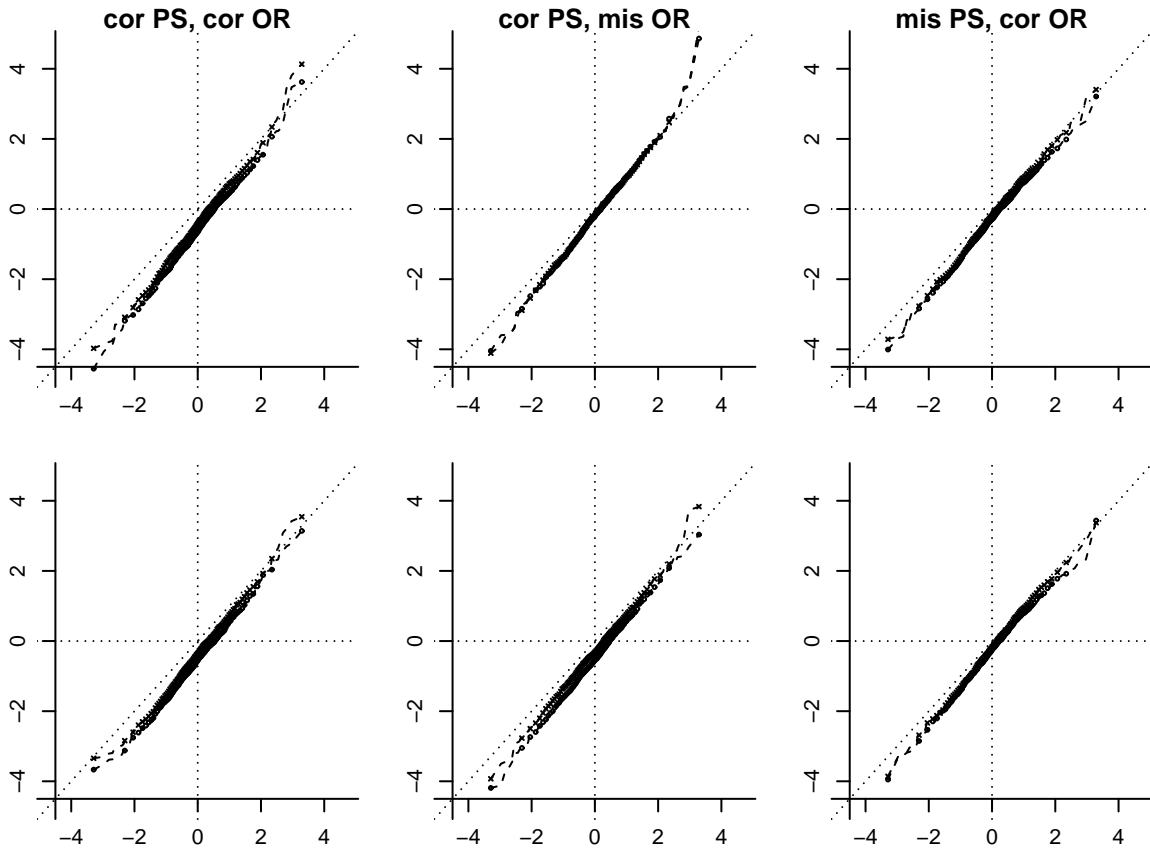


Figure S3: QQ plots of the t -statistics against standard normal with linear outcome models ($n = 800$, $p = 100$), based on the estimators $\hat{\mu}^1(\hat{m}_{\text{RML}}^1, \hat{\pi}_{\text{RML}}^1)$ (\circ) and $\hat{\mu}^1(\hat{m}_{\text{RWL}}^1, \hat{\pi}_{\text{RCAL}}^1)$ (\times). For readability, only a subset of 100 order statistics are shown as points on the QQ lines.

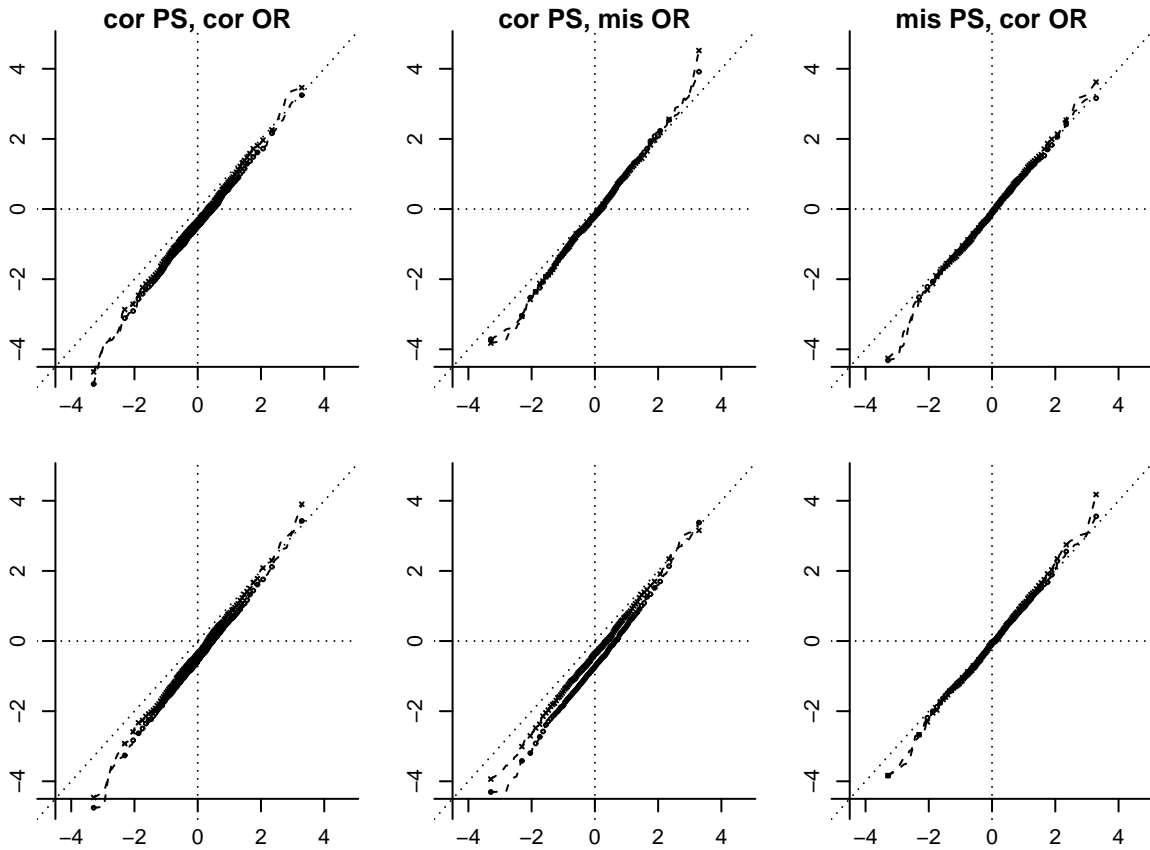


Figure S4: QQ plots of the t -statistics against standard normal with linear outcome models ($n = 400$, $p = 200$), based on the estimators $\hat{\mu}^1(\hat{m}_{\text{RML}}^1, \hat{\pi}_{\text{RML}}^1)$ (\circ) and $\hat{\mu}^1(\hat{m}_{\text{RWL}}^1, \hat{\pi}_{\text{RCAL}}^1)$ (\times). For readability, only a subset of 100 order statistics are shown as points on the QQ lines.

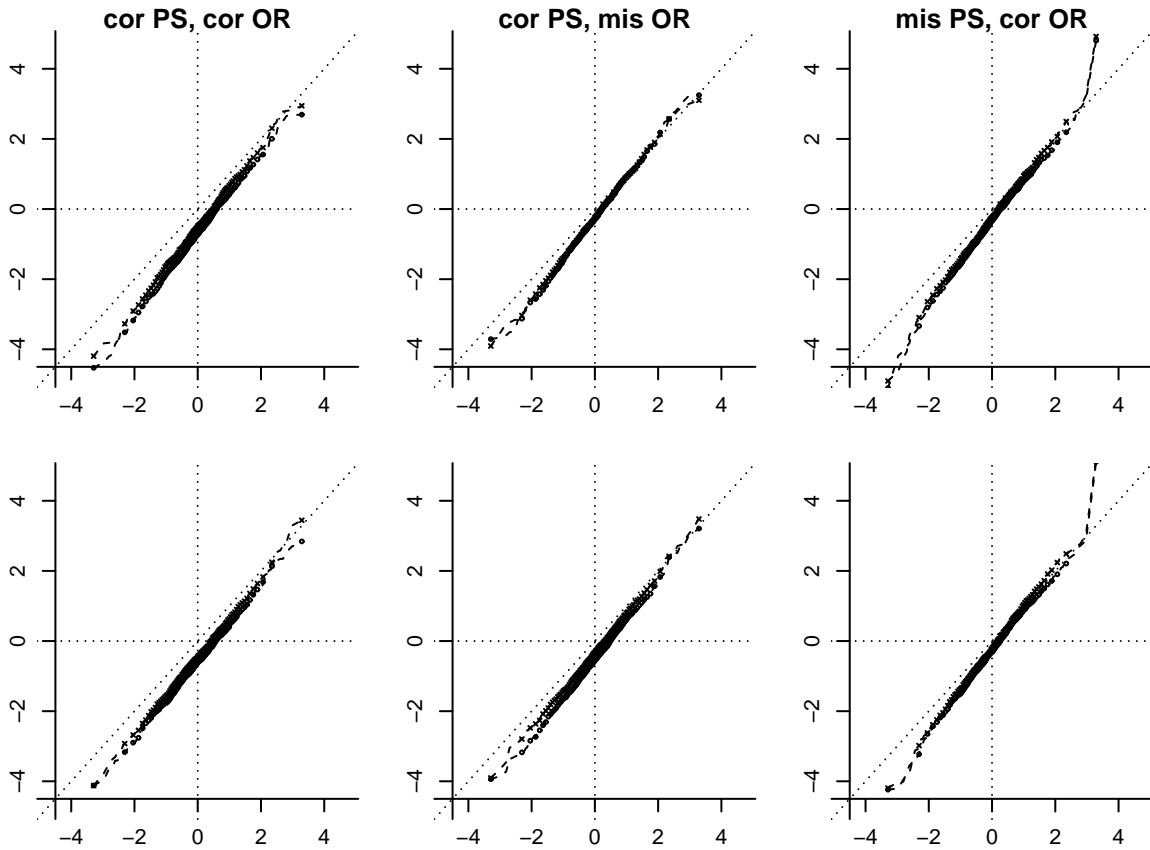


Figure S5: QQ plots of the t -statistics against standard normal with logistic outcome models ($n = 400$, $p = 100$), based on the estimators $\hat{\mu}^1(\hat{m}_{\text{RML}}^1, \hat{\pi}_{\text{RML}}^1)$ (\circ) and $\hat{\mu}^1(\hat{m}_{\text{RWL}}^1, \hat{\pi}_{\text{RCAL}}^1)$ (\times). For readability, only a subset of 100 order statistics are shown as points on the QQ lines.

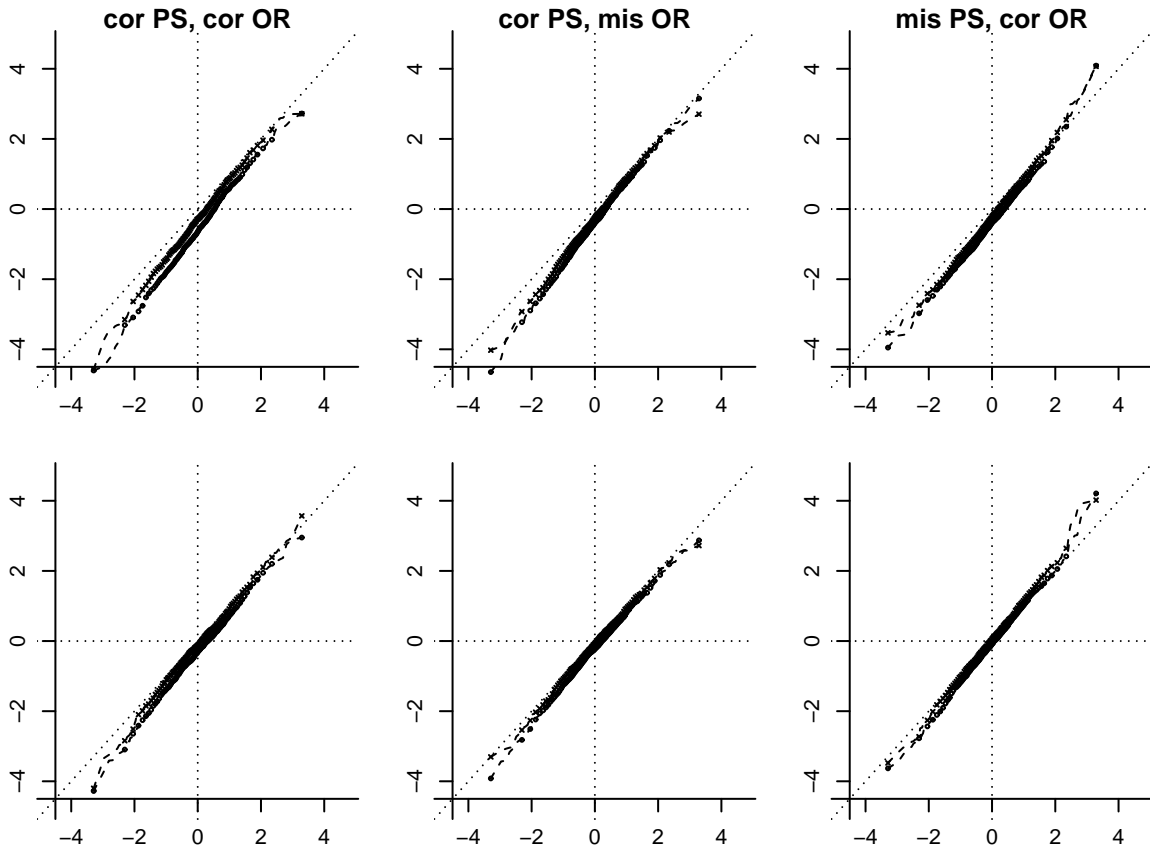


Figure S6: QQ plots of the t -statistics against standard normal with logistic outcome models ($n = 800$, $p = 100$), based on the estimators $\hat{\mu}^1(\hat{m}_{\text{RML}}^1, \hat{\pi}_{\text{RML}}^1)$ (\circ) and $\hat{\mu}^1(\hat{m}_{\text{RWL}}^1, \hat{\pi}_{\text{RCAL}}^1)$ (\times). For readability, only a subset of 100 order statistics are shown as points on the QQ lines.

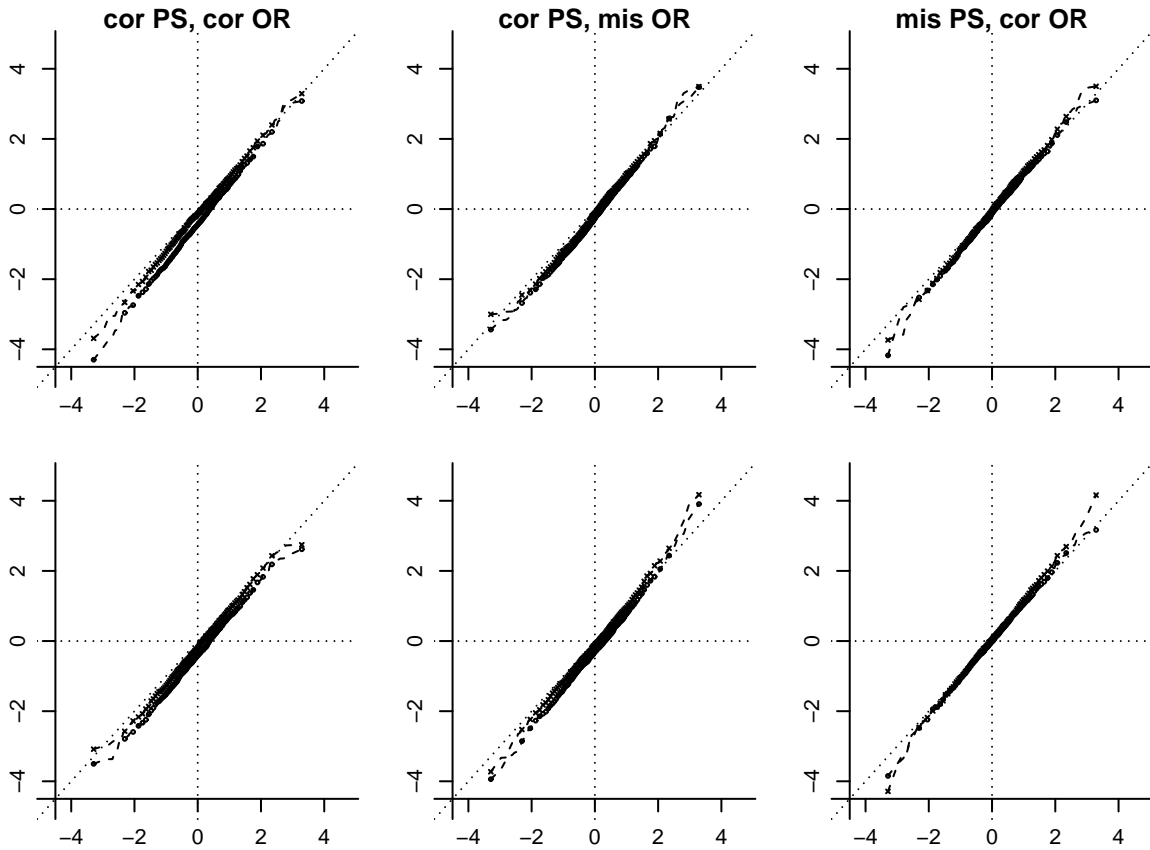
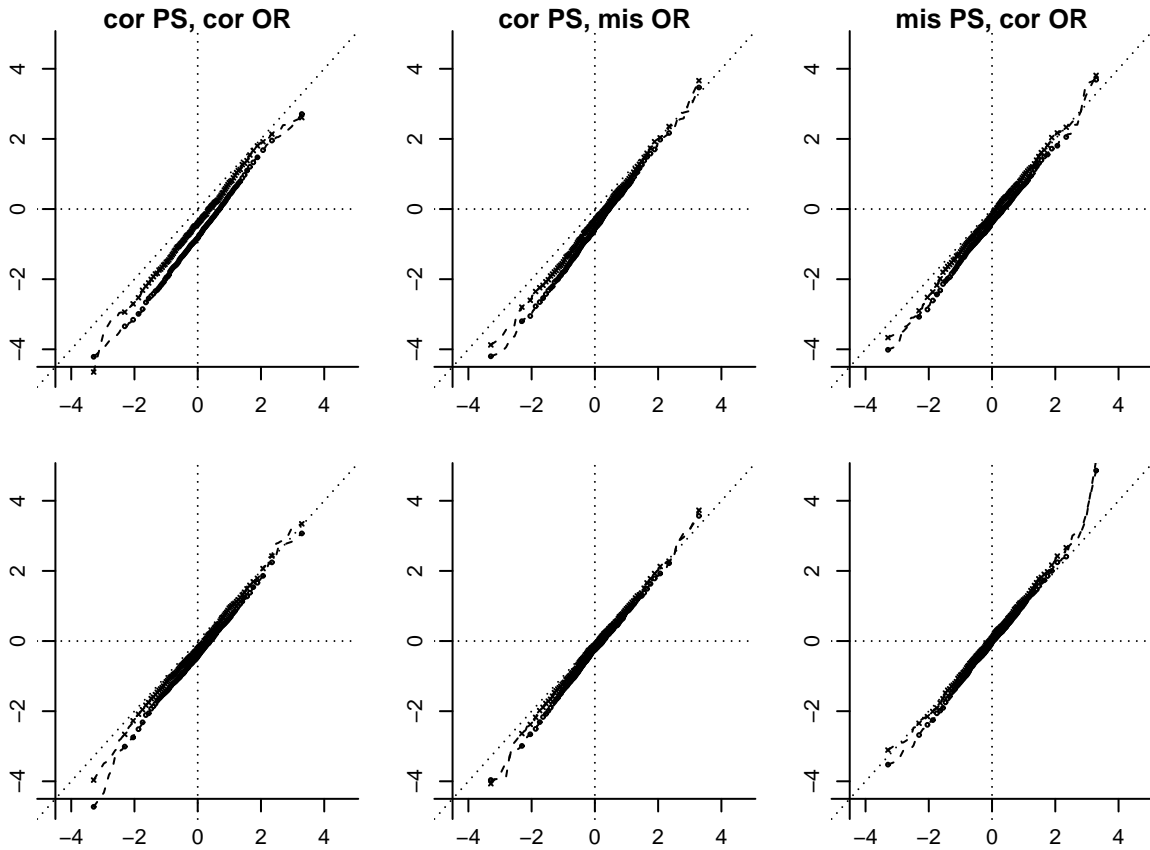


Figure S7: QQ plots of the t -statistics against standard normal with logistic outcome models ($n = 400$, $p = 200$), based on the estimators $\hat{\mu}^1(\hat{m}_{\text{RML}}^1, \hat{\pi}_{\text{RML}}^1)$ (\circ) and $\hat{\mu}^1(\hat{m}_{\text{RWL}}^1, \hat{\pi}_{\text{RCAL}}^1)$ (\times). For readability, only a subset of 100 order statistics are shown as points on the QQ lines.



II Technical details

II.1 Inside Theorem 1

The following result (ii) is taken from Tan (2017), Lemma 1(ii), and result (i) can be shown similarly using Lemma 14 in Section II.8 and the union bound.

Lemma 1. (i) Denoted by Ω_0 the event that

$$\sup_{j=0,1,\dots,p} \left| \tilde{E} \left[\left\{ -Te^{-\bar{h}_{\text{CAL}}^1(X)} + (1-T) \right\} f_j(X) \right] \right| \leq \lambda_0.$$

Under Assumption 1(i)–(ii), if $\lambda_0 \geq \sqrt{2}(e^{-B_0} + 1)C_0\sqrt{\log\{(1+p)/\epsilon\}/n}$, then $P(\Omega_0) \geq 1 - 2\epsilon$.

(ii) Denote by Ω_1 the event that

$$\sup_{j,k=0,1,\dots,p} |(\tilde{\Sigma}_\gamma)_{jk} - (\Sigma_\gamma)_{jk}| \leq \lambda_0, \quad (\text{S1})$$

Under Assumption 1(i)–(ii), if $\lambda_0 \geq (4e^{-B_0}C_0^2)\sqrt{\log\{(1+p)/\epsilon\}/n}$, then $P(\Omega_1) \geq 1 - 2\epsilon^2$.

Take $\lambda_0 = C_{01}\sqrt{\log\{(1+p)/\epsilon\}/n}$ with

$$C_{01} = \max \left\{ \sqrt{2}(e^{-B_0} + 1)C_0, 4e^{-B_0}C_0^2 \right\}.$$

Then under the conditions of Theorem 1, inequality (26) holds in the event $\Omega_0 \cap \Omega_1$, with probability at least $1 - 4\epsilon$, by the proof of Tan (2017, Corollary 2).

II.2 Probability lemmas

Lemma 2. Denote by Ω_2 the event that

$$\sup_{j=0,1,\dots,p} \left| \tilde{E} [Tw(X; \bar{\gamma}_{\text{CAL}}^1) \{Y - \bar{m}_{\text{WL}}^1(X)\} f_j(X)] \right| \leq \lambda_1. \quad (\text{S2})$$

Under Assumptions 1(i)–(ii) and 2(i), if $\lambda_1 \geq (e^{-B_0}C_0)\sqrt{8(D_0^2 + D_1^2)}\sqrt{\log\{(1+p)/\epsilon\}/n}$, then $P(\Omega_2) \geq 1 - 2\epsilon$.

Proof. Let $Z_j = Tw(X; \bar{\gamma}_{\text{CAL}}^1) \{Y - \bar{m}_{\text{WL}}^1(X)\} f_j(X)$ for $j = 0, 1, \dots, p$. Then $E(Z_j) = 0$ by the definition of $\bar{\alpha}_{\text{WL}}^1$. Under Assumption 1(i)–(ii), $|Z_j| \leq e^{-B_0}C_0|T\{Y - \bar{m}_{\text{WL}}^1(X)\}|$. By Assumption 2(i), the variables (Z_0, Z_1, \dots, Z_p) are uniformly sub-gaussian: $\max_{j=0,1,\dots,p} D_2^2 E\{\exp(Z_j^2/D_2^2) - 1\} \leq D_3^2$, with $D_2 = e^{-B_0}C_0D_0$ and $D_3 = e^{-B_0}C_0D_1$. Therefore, Lemma 2(i) holds by Lemma 15 in Section II.8 and the union bound. \square

Denote $\Sigma_{\alpha_2} = E[Tw(X; \bar{\gamma}_{\text{CAL}}^1) \{Y - \bar{m}_{\text{WL}}^1(X)\}^2 f(X) f^T(X)]$, and $\tilde{\Sigma}_{\alpha_2} = \tilde{E}[Tw(X; \bar{\gamma}_{\text{CAL}}^1) \{Y - \bar{m}_{\text{WL}}^1(X)\}^2 f(X) f^T(X)]$, the sample version of $\tilde{\Sigma}_{\alpha_2}$.

Lemma 3. Denote by Ω_3 the event that

$$\sup_{j,k=0,1,\dots,p} |(\tilde{\Sigma}_{\alpha 2})_{jk} - (\Sigma_{\alpha 2})_{jk}| \leq (D_0^2 + D_0 D_1) \lambda_0, \quad (\text{S3})$$

Under Assumptions 1(i)–(ii) and 2(i), if

$$(D_0^2 + D_0 D_1) \lambda_0 \geq 4e^{-B_0} C_0^2 \left[D_0^2 \log\{(1+p)/\epsilon\}/n + D_0 D_1 \sqrt{\log\{(1+p)/\epsilon\}/n} \right],$$

then $P(\Omega_3) \geq 1 - 2\epsilon^2$.

Proof. For any $j, k = 0, 1, \dots, p$, the variable $Tw(X; \bar{\gamma}_{\text{CAL}}^1) \{Y - \bar{m}_{\text{WL}}^1(X)\}^2 f_j(X) f_k(X)$ is the product of $w(X; \bar{\gamma}_{\text{CAL}}^1) f_j(X) f_k(X)$ and $T\{Y - \bar{m}_{\text{WL}}^1(X)\}^2$, where $|w(X; \bar{\gamma}_{\text{CAL}}^1) f_j(X) f_k(X)| \leq e^{-B_0} C_0^2$ by Assumptions 1(i)–(ii) and $T\{Y - \bar{m}_{\text{WL}}^1(X)\}$ is sub-gaussian by Assumption 2(i). Applying Lemmas 16 and 18 in Section II.8 yields

$$P \left\{ |(\tilde{\Sigma}_{\alpha 2})_{jk} - (\Sigma_{\alpha 2})_{jk}| > 2e^{-B_0} C_0^2 D_0^2 t + 2e^{-B_0} C_0^2 D_0 D_1 t \sqrt{2t} \right\} \leq 2 \frac{\epsilon^2}{(1+p)^2},$$

for $j, k = 0, 1, \dots, p$, where $t = \log\{(1+p)^2/\epsilon^2\}/n$. The result then follows from the union bound. \square

Denote $\Sigma_{\alpha 1} = E[Tw(X; \bar{\gamma}_{\text{CAL}}^1) |Y - \bar{m}_{\text{WL}}^1(X)| f(X) f^T(X)]$, and $\tilde{\Sigma}_{\alpha 1} = \tilde{E}[Tw(X; \bar{\gamma}_{\text{CAL}}^1) |Y - \bar{m}_{\text{WL}}^1(X)| f(X) f^T(X)]$, the sample version of $\Sigma_{\alpha 1}$.

Lemma 4. Denote by Ω_4 the event that

$$\sup_{j,k=0,1,\dots,p} |(\tilde{\Sigma}_{\alpha 1})_{jk} - (\Sigma_{\alpha 1})_{jk}| \leq \sqrt{D_0^2 + D_1^2} \lambda_0, \quad (\text{S4})$$

Under Assumptions 1(i)–(ii) and 2(i), if $\lambda_0 \geq 4e^{-B_0} C_0^2 \sqrt{\log\{(1+p)/\epsilon\}/n}$, then $P(\Omega_3) \geq 1 - 2\epsilon^2$.

Proof. The variables $Tw(X; \bar{\gamma}_{\text{CAL}}^1) |Y - \bar{m}_{\text{WL}}^1(X)| f_j(X) f_k(X)$ for $j, k = 0, 1, \dots, p$ are uniformly sub-gaussian, because $|w(X; \bar{\gamma}_{\text{CAL}}^1) f_j(X) f_k(X)| \leq e^{-B_0} C_0^2$ by Assumptions 1(i)–(ii) and $T|Y - \bar{m}_{\text{WL}}^1(X)|$ is sub-gaussian by Assumption 2(i). Applying Lemma 15 yields

$$P \left\{ |(\tilde{\Sigma}_{\alpha 1})_{jk} - (\Sigma_{\alpha 1})_{jk}| > t \right\} \leq 2 \frac{\epsilon^2}{(1+p)^2},$$

for $j, k = 0, 1, \dots, p$, where $t = e^{-B_0} C_0^2 \sqrt{8(D_0^2 + D_1^2)} \sqrt{\log\{(1+p)^2/\epsilon^2\}/n}$. The result then follows from the union bound. \square

Denote $\Sigma_0 = E[f(X) f^T(X)]$ and $\tilde{\Sigma}_0 = \tilde{E}[f(X) f^T(X)]$, the sample version of Σ_0 .

Lemma 5. Denote by Ω_5 the event that

$$\sup_{j,k=0,1,\dots,p} |(\tilde{\Sigma}_0)_{jk} - (\Sigma_0)_{jk}| \leq e^{B_0} \lambda_0, \quad (\text{S5})$$

Under Assumption 1(i), if $\lambda_0 \geq 4e^{-B_0} C_0^2 \sqrt{\log\{(1+p)/\epsilon\}/n}$, then $P(\Omega_5) \geq 1 - 2\epsilon^2$.

Proof. This result follows directly from Lemma 14 and the union bound, with $|f_j(X)f_k(X)| \leq C_0^2$ and hence $|f_j(X)f_k(X) - (\Sigma_0)_{jk}| \leq 2C_0^2$. \square

II.3 Proof of Theorems 2 and 5

Throughout this section, suppose that Assumption 1 holds. The proof of Theorem 5 is completed by combining Lemmas 2–3 and 6–12. Theorem 2 is a special case of Theorem 5, where Assumptions 3(ii)–(iv) are satisfied with $C_2 = 1$ and $C_3 = \eta_2 = \eta_3 = 0$.

Lemma 6. For any coefficient vector α^1 and $h(X) = \alpha^{1T} f(X)$, we have

$$\begin{aligned} & D_{WL}^\dagger(\hat{h}_{RWL}^1, h; \hat{\gamma}_{RCAL}^1) + \lambda \|\hat{\alpha}_{RWL,1:p}^1\|_1 \\ & \leq (\hat{\alpha}_{RWL}^1 - \alpha^1)^T \tilde{E} [Tw(X; \hat{\gamma}_{RCAL}^1) \{Y - m_1(X; \alpha^1)\} f(X)] + \lambda \|\alpha_{1:p}^1\|_1. \end{aligned} \quad (\text{S6})$$

Proof. For any $u \in (0, 1]$, the definition of $\hat{\alpha}_{RWL}^1$ implies

$$\begin{aligned} & \ell_{RWL}(\hat{\alpha}_{RWL}^1; \hat{\gamma}_{RCAL}^1) + \lambda \|\hat{\alpha}_{RWL,1:p}^1\|_1 \\ & \leq \ell_{RWL}\{(1-u)\hat{\alpha}_{RWL}^1 + u\alpha^1; \hat{\gamma}_{RCAL}^1\} + \lambda \|(1-u)\hat{\alpha}_{RWL,1:p}^1 + u\alpha_{1:p}^1\|_1, \end{aligned}$$

which, by the convexity of $\|\cdot\|_1$, gives

$$\ell_{RWL}(\hat{\alpha}_{RWL}^1; \hat{\gamma}_{RCAL}^1) - \ell_{RWL}\{(1-u)\hat{\alpha}_{RWL}^1 + u\alpha^1; \hat{\gamma}_{RCAL}^1\} + \lambda u \|\hat{\alpha}_{RWL,1:p}^1\|_1 \leq \lambda u \|\alpha_{1:p}^1\|_1.$$

Dividing both sides of the preceding inequality by u and letting $u \rightarrow 0+$ yields

$$-\tilde{E} [Tw(X; \hat{\gamma}_{RCAL}^1) \{Y - \hat{m}_{RWL}^1(X)\} \{\hat{h}_{RWL}^1(X) - h(X)\}] + \lambda \|\hat{\alpha}_{RWL,1:p}^1\|_1 \leq \lambda \|\alpha_{1:p}^1\|_1,$$

which leads to (S6) after simple rearrangement using (38). \square

Lemma 7. In the event $\Omega_0 \cap \Omega_1$, we have

$$\tilde{E} [Tw(X; \hat{\gamma}_{CAL}^1) \{\hat{h}_{RCAL}^1(X) - \bar{h}_{CAL}^1(X)\}^2] \leq e^{\eta_{01}} M_0 |S_\gamma| \lambda_0^2, \quad (\text{S7})$$

and for any function $h(X)$,

$$D_{WL}^\dagger(\hat{h}_{RWL}^1, h; \hat{\gamma}_{RCAL}^1) \geq e^{-\eta_{01}} D_{WL}^\dagger(\hat{h}_{RWL}^1, h; \bar{\gamma}_{CAL}^1), \quad (\text{S8})$$

where $\eta_{01} = (A_0 - 1)^{-1} M_0 \eta_0 C_0$.

Proof. By direct calculation from the definition of $D_{CAL}()$, we find

$$\begin{aligned} D_{CAL}(\hat{h}_{RCAL}^1, \bar{h}_{CAL}^1) &= -\tilde{E} \left[T \left\{ e^{-\hat{h}_{RCAL}^1(X)} - e^{-\bar{h}_{CAL}^1(X)} \right\} \{ \hat{h}_{RCAL}^1(X) - \bar{h}_{CAL}^1(X) \} \right] \\ &= \tilde{E} \left[T e^{-u(\hat{\gamma}_{RCAL}^1 - \bar{\gamma}_{CAL}^1)^T f(X)} w(X; \bar{\gamma}_{CAL}^1) \{ \hat{h}_{RCAL}^1(X) - \bar{h}_{CAL}^1(X) \}^2 \right] \end{aligned}$$

for some $u \in (0, 1)$, where the second step uses the mean value theorem,

$$e^{-\hat{h}_{RCAL}^1(X)} - e^{-\bar{h}_{CAL}^1(X)} = -e^{-u\hat{h}_{RCAL}^1(X) - (1-u)\bar{h}_{CAL}^1(X)} (\hat{\gamma}_{RCAL}^1 - \bar{\gamma}_{CAL}^1)^T f(X). \quad (\text{S9})$$

In the event $\Omega_0 \cap \Omega_1$ that (26) holds, we have

$$\|\hat{\gamma}_{RCAL}^1 - \bar{\gamma}_{CAL}^1\|_1 \leq (A_0 - 1)^{-1} M_0 |S_\gamma| \lambda_0 \leq (A_0 - 1)^{-1} M_0 \eta_0, \quad (\text{S10})$$

by Assumption 1(iv), $|S_\gamma| \lambda_0 \leq \eta_0$, and hence

$$M_0 |S_\gamma| \lambda_0^0 \geq D_{CAL}(\hat{h}_{RCAL}^1, \bar{h}_{CAL}^1) \geq e^{-\eta_{01}} \tilde{E} \left[T w(X; \bar{\gamma}_{CAL}^1) \{ \hat{h}_{RCAL}^1(X) - \bar{h}_{CAL}^1(X) \}^2 \right],$$

which gives the desired inequality (S7). In addition, we write

$$\begin{aligned} &D_{WL}^\dagger(\hat{h}_{RWL}^1, h; \hat{\gamma}_{RCAL}^1) \\ &= \tilde{E} \left(T w(X; \hat{\gamma}_{RCAL}^1) \left[\psi\{\hat{h}_{RWL}^1(X)\} - \psi\{h(X)\} \right] \{ \hat{h}_{RWL}^1(X) - h(X) \} \right) \\ &= \tilde{E} \left(T e^{-(\hat{\gamma}_{RCAL}^1 - \bar{\gamma}_{CAL}^1)^T f(X)} w(X; \bar{\gamma}_{CAL}^1) \left[\psi\{\hat{h}_{RWL}^1(X)\} - \psi\{h(X)\} \right] \{ \hat{m}_{RWL}^1(X) - h(X) \} \right), \end{aligned}$$

which, in the event $\Omega_0 \cap \Omega_1$, yields inequality (S8) by (S10) and Assumption 1(i). \square

For two functions $h(x)$ and $h'(x)$, denote

$$Q_{WL}(h', h; \gamma) = \tilde{E} \left[T w(X; \gamma) \{ h'(X) - h(X) \}^2 \right].$$

Lemma 8. Take $\alpha^1 = \bar{\alpha}_{WL}^1$ and $h(X) = \bar{\alpha}_{WL}^{1T} f(X)$. Suppose that Assumption 2(i) holds. Then in the event $\Omega_0 \cap \Omega_1 \cap \Omega_3$, (S6) implies

$$\begin{aligned} &e^{-\eta_{01}} D_{WL}^\dagger(\hat{h}_{RWL}^1, h; \bar{\gamma}_{CAL}^1) + \lambda \|\hat{\alpha}_{RWL,1;p}^1\|_1 \\ &\leq (\hat{\alpha}_{RWL}^1 - \alpha^1)^T \tilde{E} \left[T w(X; \bar{\gamma}_{CAL}^1) \{ Y - m_1(X; \alpha^1) \} f(X) \right] + \lambda \|\alpha_{1;p}^1\|_1 \\ &\quad + e^{\eta_{01}} (M_{01} |S_\gamma| \lambda_0^2)^{1/2} \{ Q_{WL}(\hat{h}_{RWL}^1, h; \bar{\gamma}_{CAL}^1) \}^{1/2}, \end{aligned}$$

where $M_{01} = (D_0^2 + D_1^2)(e^{\eta_{01}} M_0 + \eta_{02}) + (D_0^2 + D_0 D_1) \eta_{02}$, and $\eta_{02} = (A_0 - 1)^{-2} M_0^2 \eta_0$.

Proof. Consider the following decomposition,

$$\begin{aligned}
& (\hat{\alpha}_{\text{RWL}}^1 - \alpha^1)^\top \tilde{E} [Tw(X; \hat{\gamma}_{\text{RCAL}}^1) \{Y - m_1(X; \alpha^1)\} f(X)] \\
&= (\hat{\alpha}_{\text{RWL}}^1 - \alpha^1)^\top \tilde{E} [Tw(X; \bar{\gamma}_{\text{CAL}}^1) \{Y - m_1(X; \alpha^1)\} f(X)] \\
&\quad + \tilde{E} \left[T \left\{ e^{-\hat{h}_{\text{RCAL}}^1(X)} - e^{-\bar{h}_{\text{CAL}}^1(X)} \right\} \{Y - m_1(X; \alpha^1)\} \{\hat{h}_{\text{RWL}}^1(X) - h(X)\} \right], \tag{S11}
\end{aligned}$$

denoted as $\Delta_1 + \Delta_2$. By the mean value equation (S9) and the Cauchy–Schwartz inequality, the second term Δ_2 can be bounded from above as

$$\begin{aligned}
\Delta_2 &\leq e^{C_0 \|\hat{\gamma}_{\text{RCAL}}^1 - \bar{\gamma}_{\text{CAL}}^1\|_1} \tilde{E}^{1/2} \left[Tw(X; \bar{\gamma}_{\text{CAL}}^1) \{\hat{h}_{\text{RWL}}^1(X) - h(X)\}^2 \right] \\
&\quad \times \tilde{E}^{1/2} \left[Tw(X; \bar{\gamma}_{\text{CAL}}^1) \{Y - m_1(X; \alpha^1)\}^2 \{\hat{h}_{\text{RCAL}}^1(X) - \bar{h}_{\text{CAL}}^1(X)\}^2 \right]. \tag{S12}
\end{aligned}$$

We upper-bound the third term on the right hand side in several steps. First, in the event Ω_3 , we have by inequality (S3),

$$\begin{aligned}
& (\tilde{E} - E) \left[Tw(X; \bar{\gamma}_{\text{CAL}}^1) \{Y - m_1(X; \alpha^1)\}^2 \{\hat{h}_{\text{RCAL}}^1(X) - \bar{h}_{\text{CAL}}^1(X)\}^2 \right] \\
&\leq (D_0^2 + D_0 D_1) \lambda_0 \|\hat{\gamma}_{\text{RCAL}}^1 - \bar{\gamma}_{\text{CAL}}^1\|_1^2,
\end{aligned}$$

where, by some abuse of notation, $(\tilde{E} - E)(Z)$ denotes $n^{-1} \sum_{i=1}^n \{Z_i - E(Z)\}$ for a variable Z that is a function of (T, Y, X) . Second, by Assumption 2(i) and Lemma 17, $E[\{Y^1 - m_1(X; \alpha^1)\}^2 | X] \leq D_0^2 + D_1^2$ and hence

$$\begin{aligned}
& E \left[Tw(X; \bar{\gamma}_{\text{CAL}}^1) \{Y - m_1(X; \alpha^1)\}^2 \{\hat{h}_{\text{RCAL}}^1(X) - \bar{h}_{\text{CAL}}^1(X)\}^2 \right] \\
&\leq (D_0^2 + D_1^2) E \left[Tw(X; \bar{\gamma}_{\text{CAL}}^1) \{\hat{h}_{\text{RCAL}}^1(X) - \bar{h}_{\text{CAL}}^1(X)\}^2 \right].
\end{aligned}$$

Third, in the event Ω_1 , we have by inequality (S1),

$$(E - \tilde{E}) \left[Tw(X; \bar{\gamma}_{\text{CAL}}^1) \{\hat{h}_{\text{RCAL}}^1(X) - \bar{h}_{\text{CAL}}^1(X)\}^2 \right] \leq \lambda_0 \|\hat{\gamma}_{\text{RCAL}}^1 - \bar{\gamma}_{\text{CAL}}^1\|_1^2.$$

Combining the preceding inequalities, we have in the event $\Omega_1 \cap \Omega_3$,

$$\begin{aligned}
& \tilde{E} \left[Tw(X; \bar{\gamma}_{\text{CAL}}^1) \{Y - m_1(X; \alpha^1)\}^2 \{\hat{h}_{\text{RCAL}}^1(X) - \bar{h}_{\text{CAL}}^1(X)\}^2 \right] \\
&\leq (D_0^2 + D_0 D_1) \lambda_0 \|\hat{\gamma}_{\text{RCAL}}^1 - \bar{\gamma}_{\text{CAL}}^1\|_1^2 \\
&\quad + (D_0^2 + D_1^2) \left\{ \lambda_0 \|\hat{\gamma}_{\text{RCAL}}^1 - \bar{\gamma}_{\text{CAL}}^1\|_1^2 + \tilde{E} \left[Tw(X; \bar{\gamma}_{\text{CAL}}^1) \{\hat{h}_{\text{RCAL}}^1(X) - \bar{h}_{\text{CAL}}^1(X)\}^2 \right] \right\}. \tag{S13}
\end{aligned}$$

The desired result follows by collecting inequalities (S11)–(S13) and applying (S7), (S8) and (S10) in the event $\Omega_0 \cap \Omega_1$. \square

Lemma 9. Denote $b = \hat{\alpha}_{RWL}^1 - \bar{\alpha}_{WL}^1$. Suppose that Assumption 2(i) holds. In the event $\Omega_0 \cap \Omega_1 \cap \Omega_2 \cap \Omega_3$, we have

$$\begin{aligned} & e^{-\eta_{01}} D_{WL}^\dagger(\hat{h}_{RWL}^1, \bar{h}_{WL}^1; \bar{\gamma}_{CAL}^1) + (A_1 - 1)\lambda_1 \|b\|_1 \\ & \leq e^{\eta_{01}} (M_{01}|S_\gamma|\lambda_0^2)^{1/2} \{Q_{WL}(\hat{h}_{RWL}^1, \bar{h}_{WL}^1; \bar{\gamma}_{CAL}^1)\}^{1/2} + 2A_1\lambda_1 \sum_{j \in S_\alpha} |b_j|. \end{aligned} \quad (S14)$$

Proof. In the event Ω_2 , we have

$$b^T \tilde{E} [Tw(X; \bar{\gamma}_{CAL}^1) \{Y - \bar{m}_{WL}^1(X)\} f(X)] \leq \lambda_1 \|b\|_1.$$

From this bound and Lemma 8 with $\alpha^1 = \bar{\alpha}_{RWL}^1$, we have in the event $\Omega_0 \cap \Omega_1 \cap \Omega_2 \cap \Omega_3$,

$$\begin{aligned} & e^{-\eta_{01}} D_{WL}^\dagger(\hat{h}_{RWL}^1, \bar{h}_{WL}^1; \bar{\gamma}_{CAL}^1) + A_1\lambda_1 \|\hat{\alpha}_{RWL,1:p}^1\|_1 \\ & \leq \lambda_1 \|b\|_1 + A_1\lambda_1 \|\bar{\alpha}_{RWL,1:p}^1\|_1 + e^{\eta_{01}} (M_{01}|S_\gamma|\lambda_0^2)^{1/2} \{Q_{WL}(\hat{h}_{RWL}^1, \bar{h}_{WL}^1; \bar{\gamma}_{CAL}^1)\}^{1/2}. \end{aligned}$$

Applying to the preceding inequality the identity $|\hat{\alpha}_{RWL,j}^1| = |\hat{\alpha}_{RWL,j}^1 - \bar{\alpha}_{RWL,j}^1|$ for $j \notin S_\alpha$ and the triangle inequality

$$|\hat{\alpha}_{RWL,j}^1| \geq |\bar{\alpha}_{RWL,j}^1| - |\hat{\alpha}_{RWL,j}^1 - \bar{\alpha}_{RWL,j}^1|, \quad j \in S_\alpha \setminus \{0\},$$

and rearranging the result gives

$$\begin{aligned} & e^{-\eta_{01}} D_{WL}^\dagger(\hat{h}_{RWL}^1, \bar{h}_{WL}^1; \bar{\gamma}_{CAL}^1) + (A_1 - 1)\lambda_1 \|b_{1:p}\|_1 \\ & \leq \lambda_1 |b_0| + 2A_1\lambda_1 \sum_{j \in S_\alpha \setminus \{0\}} |b_j| + e^{\eta_{01}} (M_{01}|S_\gamma|\lambda_0^2)^{1/2} \{Q_{WL}(\hat{h}_{RWL}^1, \bar{h}_{WL}^1; \bar{\gamma}_{CAL}^1)\}^{1/2}. \end{aligned}$$

The conclusion follows by adding $(A_0 - 1)\lambda_0 |b_0|$ to both sides above. \square

Denote $\tilde{\Sigma}_\alpha = \tilde{E}[Tw(X; \bar{\gamma}_{CAL}^1) \psi_2\{\bar{h}_{WL}^1(X)\} f(X) f^T(X)]$.

Lemma 10. Suppose that Assumption 3(iii) holds. Then for any $h = \alpha^{1T} f$ and $h' = \alpha^{1'T} f$,

$$D_{WL}^\dagger(h, h'; \bar{\gamma}_{CAL}^1) \geq \frac{1 - e^{-C_4 \|b\|_1}}{C_4 \|b\|_1} (b^T \tilde{\Sigma}_\alpha b),$$

where $b = \alpha^{1'} - \alpha^1$ and $C_4 = C_0 C_3$. Throughout, set $(1 - e^{-c})/c = 1$ for $c = 0$.

Proof. Set $\gamma = \bar{\gamma}_{CAL}^1$. By direct calculation, we have

$$\begin{aligned} D_{WL}^\dagger(h, h'; \gamma) &= \tilde{E} (Tw(X; \gamma) [\psi\{h'(X)\} - \psi\{h(X)\}] \{h'(X) - h(X)\}) \\ &= \tilde{E} \left[Tw(X; \gamma) \left(\int_0^1 \psi_2 [h(X) + u \{h'(X) - h(X)\}] du \right) \{h'(X) - h(X)\}^2 \right]. \end{aligned}$$

By Assumption 3(iii) and the fact that $|h'(X) - h(X)| \leq \{\sup_{j=0,1,\dots,p} |f_j(X)|\} \|\alpha^{1'} - \alpha^1\|_1 \leq C_0 \|\alpha^{1'} - \alpha^1\|_1$ by Assumption 1(i), it follows that

$$\begin{aligned} D_{\text{WL}}^\dagger(h, h'; \gamma) &\geq \tilde{E} \left[Tw(X; \gamma) \left(\int_0^1 \psi_2 \{h(X)\} e^{-C_3 u |h'(X) - h(X)|} du \right) \{h'(X) - h(X)\}^2 \right] \\ &\geq \tilde{E} \left[Tw(X; \gamma) \psi_2 \{h(X)\} \{h'(X) - h(X)\}^2 \right] \left(\int_0^1 e^{-C_4 u \|\alpha^{1'} - \alpha^1\|_1} du \right), \end{aligned}$$

which gives the desired result because $\int_0^1 e^{-cu} du = (1 - e^{-c})/c$ for $c \geq 0$. \square

Lemma 11. *Suppose that Assumption 2(iii) holds. In the event Ω_1 , Assumption 2(ii) implies a compatibility condition for $\tilde{\Sigma}_\gamma$: for any vector $b = (b_0, b_1, \dots, b_p)^\top \in \mathbb{R}^{1+p}$ such that $\sum_{j \notin S_\alpha} |b_j| \leq \xi_1 \sum_{j \in S_\alpha} |b_j|$, we have*

$$(1 - \eta_1) \nu_1^2 \left(\sum_{j \in S_\alpha} |b_j| \right)^2 \leq |S_\alpha| \left(b^\top \tilde{\Sigma}_\gamma b \right). \quad (\text{S15})$$

Proof. In the event Ω_1 , we have $|b^\top (\tilde{\Sigma}_\gamma - \Sigma_\gamma) b| \leq \lambda_1 \|b\|_1^2$ by (S1). Then Assumption 2(ii) implies that for any vector $b = (b_0, b_1, \dots, b_p)^\top$ satisfying $\sum_{j \notin S_\alpha} |b_j| \leq \xi_1 \sum_{j \in S_\alpha} |b_j|$,

$$\begin{aligned} \nu_1^2 \|b_{S_\alpha}\|_1^2 &\leq |S_\alpha| (b^\top \Sigma_\gamma b) \leq |S_\alpha| \left(b^\top \tilde{\Sigma}_\gamma b + \lambda_0 \|b\|_1^2 \right) \\ &\leq |S_\alpha| (b^\top \tilde{\Sigma}_\gamma b) + |S_\alpha| \lambda_1 (1 + \xi_1)^2 \|b_{S_\alpha}\|_1^2, \end{aligned}$$

where $\|b_{S_\alpha}\|_1 = \sum_{j \in S_\alpha} |b_j|$. The last inequality uses $\|b\|_1 \leq (1 + \xi_1) \|b_{S_\alpha}\|_1$. Then (S15) follows because $(1 + \xi_1)^2 \nu_1^{-2} |S_\alpha| \lambda_1 \leq \eta_1 (< 1)$ by Assumption 2(iii). \square

Lemma 12. *Suppose that Assumptions 2 and 3 hold, and $A_1 > (\xi_1 + 1)/(\xi_1 - 1)$. In the event $\Omega_0 \cap \Omega_1 \cap \Omega_2 \cap \Omega_3$, inequality (29) holds as in Theorem 2.*

Proof. Denote $b = \hat{\alpha}_{\text{RWL}}^1 - \bar{\alpha}_{\text{WL}}^1$, $D_{\text{WL}}^\dagger = D_{\text{WL}}^\dagger(\hat{h}_{\text{RWL}}^1, \bar{h}_{\text{WL}}^1; \bar{\gamma}_{\text{CAL}}^1)$, $Q_{\text{WL}} = Q_{\text{WL}}(\hat{h}_{\text{RWL}}^1, \bar{h}_{\text{WL}}^1; \bar{\gamma}_{\text{CAL}}^1)$, and

$$D_{\text{WL}}^\dagger = e^{-\eta_{01}} D_{\text{WL}}^\dagger + (A_1 - 1) \lambda_1 \|b\|_1.$$

In the event $\Omega_0 \cap \Omega_1 \cap \Omega_2 \cap \Omega_3$, inequality (S14) from Lemma 9 with Assumption 2(i) leads to two possible cases: either

$$\xi_2 D_{\text{WL}}^\dagger \leq e^{\eta_{01}} (M_{01} |S_\gamma| \lambda_0^2)^{1/2} (Q_{\text{WL}})^{1/2}, \quad (\text{S16})$$

or $(1 - \xi_2) D_{\text{WL}}^\dagger \leq 2A_1 \lambda_1 \sum_{j \in S_\alpha} |b_j|$, that is,

$$D_{\text{WL}}^\dagger \leq (\xi_1 + 1)(A_1 - 1) \lambda_1 \sum_{j \in S_\alpha} |b_j| = \xi_3 \lambda_1 \sum_{j \in S_\alpha} |b_j|, \quad (\text{S17})$$

where $\xi_2 = 1 - 2A_1/\{(\xi_1 + 1)(A_1 - 1)\} \in (0, 1]$ because $A_1 > (\xi_1 + 1)/(\xi_1 - 1)$ and $\xi_3 = (\xi_1 + 1)(A_1 - 1)$. We deal with the two cases separately as follows.

If (S17) holds, then $\sum_{j \notin S_\alpha} |b_j| \leq \xi_1 \sum_{j \in S_\alpha} |b_j|$, which, by Lemma 11 and Assumption 2(ii)–(iii), implies (S15), that is,

$$\sum_{j \in S_\alpha} |b_j| \leq (1 - \eta_1)^{-1/2} \nu_1^{-1} |S_\alpha|^{1/2} \left(b^\top \tilde{\Sigma}_\gamma b \right)^{1/2}. \quad (\text{S18})$$

By Assumption 3(ii) and Lemma 10 with Assumption 3(iii), we have

$$D_{\text{WL}}^\dagger \geq \frac{1 - e^{-C_4 \|b\|_1}}{C_4 \|b\|_1} \left(b^\top \tilde{\Sigma}_\alpha b \right) \geq \frac{1 - e^{-C_4 \|b\|_1}}{C_4 \|b\|_1} C_2 \left(b^\top \tilde{\Sigma}_\gamma b \right). \quad (\text{S19})$$

Combining (S17), (S18), and (S19) and using $D_{\text{WL}}^\dagger \leq e^{\eta_0} D_{\text{WL}}^\ddagger$ yields

$$D_{\text{WL}}^\ddagger \leq e^{\eta_0} \xi_3^2 (1 - \eta_1)^{-1} \nu_1^{-2} C_2^{-1} |S_\alpha| \lambda_1^2 \frac{C_4 \|b\|_1}{1 - e^{-C_4 \|b\|_1}}. \quad (\text{S20})$$

But $(A_1 - 1) \lambda_1 \|b\|_1 \leq D_{\text{WL}}^\ddagger$. Inequality (S20) along with Assumption 3(iv) implies that $1 - e^{-C_4 \|b\|_1} \leq C_4 (A_1 - 1)^{-1} \xi_3^2 (1 - \eta_1)^{-1} \nu_1^{-2} C_2^{-1} |S_\alpha| \lambda_1 \leq \eta_2 (< 1)$. As a result, $C_4 \|b\|_1 \leq -\log(1 - \eta_2)$ and hence

$$\frac{1 - e^{-C_4 \|b\|_1}}{C_4 \|b\|_1} = \int_0^1 e^{-C_4 \|b\|_1 u} du \geq e^{-C_4 \|b\|_1} \geq 1 - \eta_2.$$

From this bound, inequality (S20) then leads to $D_{\text{WL}}^\ddagger \leq e^{\eta_0} \xi_3^2 \nu_3^{-2} |S_\alpha| \lambda_1^2$.

If (S16) holds, then simple manipulation using $D_{\text{WL}}^\dagger \leq e^{\eta_0} D_{\text{WL}}^\ddagger$ and (S19) together with $Q_{\text{WL}} = b^\top \tilde{\Sigma}_\gamma b$ gives

$$D_{\text{WL}}^\ddagger \leq e^{3\eta_0} \xi_2^{-2} C_2^{-1} (M_{01} |S_\gamma| \lambda_0^2) \frac{C_4 \|b\|_1}{1 - e^{-C_4 \|b\|_1}}. \quad (\text{S21})$$

Similarly as above, using $(A_1 - 1) \lambda_1 \|b\|_1 \leq D_{\text{WL}}^\ddagger$ and inequality (S21) along with Assumption 3(iv), we find $1 - e^{-C_4 \|b\|_1} \leq C_4 e^{3\eta_0} (A_1 - 1)^{-1} \xi_2^{-2} C_2^{-1} (M_{01} |S_\gamma| \lambda_0) \leq \eta_3 (< 1)$. As a result, $C_4 \|b\|_1 \leq -\log(1 - \eta_3)$ and hence

$$\frac{1 - e^{-C_4 \|b\|_1}}{C_4 \|b\|_1} = \int_0^1 e^{-C_4 \|b\|_1 u} du \geq e^{-C_4 \|b\|_1} \geq 1 - \eta_3.$$

From this bound, inequality (S21) then leads to $D_{\text{WL}}^\ddagger \leq e^{3\eta_0} \xi_4^{-2} (M_{01} |S_\gamma| \lambda_0^2)$. Therefore, (39) holds through (S16) and (S17) in the event $\Omega_0 \cap \Omega_1 \cap \Omega_2 \cap \Omega_3$. \square

II.4 Proof of Theorem 3

Denote $\hat{\varphi} = \varphi(T, Y, X; \hat{m}_{\text{RWL}}^1, \hat{\pi}_{\text{RCAL}}^1)$ and $\bar{\varphi} = \varphi(T, Y, X; \bar{m}_{\text{WL}}^1, \bar{\pi}_{\text{CAL}}^1)$. Then

$$\hat{\mu}^1(\hat{m}_{\text{RWL}}^1, \hat{\pi}_{\text{RCAL}}^1) = \bar{\mu}^1(\bar{m}_{\text{WL}}^1, \bar{\pi}_{\text{CAL}}^1) + \tilde{E}(\hat{\varphi} - \bar{\varphi}).$$

Consider the following decomposition,

$$\begin{aligned} \hat{\varphi} - \bar{\varphi} &= \{\hat{m}_{\text{RWL}}^1(X) - \bar{m}_{\text{WL}}^1(X)\} \left\{1 - \frac{T}{\bar{\pi}_{\text{CAL}}^1(X)}\right\} \\ &\quad + T\{Y - \bar{m}_{\text{WL}}^1(X)\} \left\{\frac{1}{\hat{\pi}_{\text{RCAL}}^1(X)} - \frac{1}{\bar{\pi}_{\text{CAL}}^1(X)}\right\} \\ &\quad + \{\hat{m}_{\text{RWL}}^1(X) - \bar{m}_{\text{WL}}^1(X)\} \left\{\frac{T}{\bar{\pi}_{\text{CAL}}^1(X)} - \frac{T}{\hat{\pi}_{\text{RCAL}}^1(X)}\right\}, \end{aligned} \quad (\text{S22})$$

denoted as $\delta_1 + \delta_2 + \delta_3$.

We show that in the event $\Omega_0 \cap \Omega_1 \cap \Omega_2 \cap \Omega_3 \cap \Omega_4$, inequality (32) holds as in Theorem 3. The decomposition (20) for $\hat{\mu}^1(\hat{m}_{\text{RWL}}^1, \hat{\pi}_{\text{RCAL}}^1)$ amounts to

$$\hat{\mu}^1(\hat{m}_{\text{RWL}}^1, \hat{\pi}_{\text{RCAL}}^1) = \bar{\mu}^1(\bar{m}_{\text{WL}}^1, \bar{\pi}_{\text{CAL}}^1) + \Delta_1 + \Delta_2,$$

where

$$\begin{aligned} \Delta_1 &= \tilde{E}(\delta_1 + \delta_3) = (\hat{\alpha}_{\text{RWL}}^1 - \bar{\alpha}_{\text{WL}}^1)^T \tilde{E} \left[\left\{1 - \frac{T}{\hat{\pi}_{\text{RCAL}}^1(X)}\right\} f(X) \right], \\ \Delta_2 &= \tilde{E}(\delta_2) = \tilde{E} \left[T\{Y - \bar{m}_{\text{WL}}^1(X)\} \left\{\frac{1}{\hat{\pi}_{\text{RCAL}}^1(X)} - \frac{1}{\bar{\pi}_{\text{CAL}}^1(X)}\right\} \right]. \end{aligned}$$

In the event $\Omega_0 \cap \Omega_1 \cap \Omega_2 \cap \Omega_3$, we have

$$|\Delta_1| \leq (A_1 - 1)^{-1} M_1 (|S_\gamma| \lambda_0 + |S_\alpha| \lambda_1) \times A_0 \lambda_0, \quad (\text{S23})$$

by inequality (29) and the Karush–Kuhn–Tucker conditions (14)–(15). Moreover, a Taylor expansion for Δ_2 yields for some $u \in (0, 1)$,

$$\begin{aligned} \Delta_2 &= -(\hat{\gamma}_{\text{RCAL}}^1 - \bar{\gamma}_{\text{CAL}}^1)^T \tilde{E} \left[T\{Y - \bar{m}_{\text{WL}}^1(X)\} e^{-\bar{h}_{\text{CAL}}^1(X)} f(X) \right] \\ &\quad + (\hat{\gamma}_{\text{RCAL}}^1 - \bar{\gamma}_{\text{CAL}}^1)^T \tilde{E} \left[T\{Y - \bar{m}_{\text{WL}}^1(X)\} e^{-u\hat{h}_{\text{RCAL}}^1(X) - (1-u)\bar{h}_{\text{CAL}}^1(X)} f(X) f^T(X) \right] (\hat{\gamma}_{\text{RCAL}}^1 - \bar{\gamma}_{\text{CAL}}^1)/2, \end{aligned}$$

denoted as $\Delta_{21} + \Delta_{22}$. In the event $(\Omega_0 \cap \Omega_1) \cap \Omega_2$, we have

$$|\Delta_{21}| \leq (A_0 - 1)^{-1} M_0 |S_\gamma| \lambda_0 \times \lambda_1, \quad (\text{S24})$$

by inequalities (26) and (S2). The term Δ_{22} can be bounded as

$$|\Delta_{22}| \leq e^{\|\hat{\gamma}_{\text{RCAL}}^1 - \bar{\gamma}_{\text{CAL}}^1\|_1 C_0} \tilde{E} \left[T w(X; \bar{\gamma}_{\text{CAL}}^1) |Y - \bar{m}_{\text{WL}}^1(X)| \{\hat{h}_{\text{RCAL}}^1(X) - \bar{h}_{\text{CAL}}^1(X)\}^2 \right] / 2. \quad (\text{S25})$$

In the event $\Omega_1 \cap \Omega_4$, we have

$$\begin{aligned} & \tilde{E} \left[Tw(X; \bar{\gamma}_{\text{CAL}}^1) | Y - \bar{m}_{\text{WL}}^1(X) | \{ \hat{h}_{\text{RCAL}}^1(X) - \bar{h}_{\text{CAL}}^1(X) \}^2 \right] \\ & \leq \sqrt{D_0^2 + D_1^2} \lambda_0 \| \hat{\gamma}_{\text{RCAL}}^1 - \bar{\gamma}_{\text{CAL}}^1 \|_1^2 \\ & \quad + \sqrt{D_0^2 + D_1^2} \left\{ \lambda_0 \| \hat{\gamma}_{\text{RCAL}}^1 - \bar{\gamma}_{\text{CAL}}^1 \|_1^2 + \tilde{E} \left[Tw(X; \bar{\gamma}_{\text{CAL}}^1) \{ \hat{h}_{\text{RCAL}}^1(X) - \bar{h}_{\text{CAL}}^1(X) \}^2 \right] \right\}, \end{aligned} \quad (\text{S26})$$

by inequalities (S1) and (S4) and similar steps as in the proof of (S13). Then (32) follows by collecting inequalities (S23)–(S26) and applying (S7) and (S10) in the event $\Omega_0 \cap \Omega_1$.

II.5 Proof of Theorem 4

Using $a^2 - b^2 = 2(a-b)b + (a-b)^2$ and the Cauchy–Schwartz inequality, we find

$$\left| \tilde{E}(\hat{\varphi}_c^2 - \bar{\varphi}_c^2) \right| \leq 2\tilde{E}^{1/2}(\bar{\varphi}_c^2) \tilde{E}^{1/2} \{ (\hat{\varphi}_c - \bar{\varphi}_c)^2 \} + \tilde{E} \{ (\hat{\varphi}_c - \bar{\varphi}_c)^2 \}. \quad (\text{S27})$$

Using $\hat{\varphi}_c = \hat{\varphi} - \hat{\mu}^1(\hat{m}_{\text{RWL}}^1, \hat{\pi}_{\text{RCAL}}^1)$ and $\bar{\varphi}_c = \bar{\varphi} - \hat{\mu}^1(\bar{m}_{\text{WL}}^1, \bar{\pi}_{\text{CAL}}^1)$, we find

$$\tilde{E} \{ (\hat{\varphi}_c - \bar{\varphi}_c)^2 \} \leq 2\tilde{E} \{ (\hat{\varphi} - \bar{\varphi})^2 \} + 2 \left| \hat{\mu}^1(\hat{m}_{\text{RWL}}^1, \hat{\pi}_{\text{RCAL}}^1) - \hat{\mu}^1(\bar{m}_{\text{WL}}^1, \bar{\pi}_{\text{CAL}}^1) \right|^2. \quad (\text{S28})$$

To control $\tilde{E} \{ (\hat{\varphi} - \bar{\varphi})^2 \}$, we use the decomposition (S22), denoted as $\delta_1 + \delta_2 + \delta_3$.

First, by the mean value equation (S9) and Assumption 1(i)–(ii), we have

$$\begin{aligned} \tilde{E}(\delta_2^2) &= \tilde{E} \left[T \{ Y - \bar{m}_{\text{WL}}^1(X) \}^2 \left\{ \frac{1}{\hat{\pi}_{\text{RCAL}}^1(X)} - \frac{1}{\bar{\pi}_{\text{CAL}}^1(X)} \right\}^2 \right] \\ &\leq e^{-B_0 + 2\|\hat{\gamma}_{\text{RCAL}}^1 - \bar{\gamma}_{\text{CAL}}^1\|_1 C_0} \tilde{E} \left[Tw(X; \bar{\gamma}_{\text{CAL}}^1) \{ Y - \bar{m}_{\text{WL}}^1(X) \}^2 \{ \hat{h}_{\text{RCAL}}^1(X) - \bar{h}_{\text{CAL}}^1(X) \}^2 \right]. \end{aligned} \quad (\text{S29})$$

Second, writing $\{ \hat{\pi}_{\text{RCAL}}^1(X) \}^{-1} - \{ \bar{\pi}_{\text{CAL}}^1(X) \}^{-1} = e^{-\hat{h}_{\text{RCAL}}^1(X)} \{ e^{-\hat{h}_{\text{RCAL}}^1(X) + \bar{h}_{\text{CAL}}^1(X)} - 1 \}$ and using Assumption 1(i)–(ii), we have

$$\begin{aligned} \tilde{E}(\delta_3^2) &= \tilde{E} \left[T \{ \hat{m}_{\text{RWL}}^1(X) - \bar{m}_{\text{WL}}^1(X) \}^2 \left\{ \frac{1}{\hat{\pi}_{\text{RCAL}}^1(X)} - \frac{1}{\bar{\pi}_{\text{CAL}}^1(X)} \right\}^2 \right] \\ &\leq e^{-B_0} \left(1 + e^{\|\hat{\gamma}_{\text{RCAL}}^1 - \bar{\gamma}_{\text{CAL}}^1\|_1 C_0} \right)^2 \tilde{E} \left[Tw(X; \bar{\gamma}_{\text{CAL}}^1) \{ \hat{m}_{\text{RWL}}^1(X) - \bar{m}_{\text{WL}}^1(X) \}^2 \right]. \end{aligned} \quad (\text{S30})$$

Third, using Assumption 1(i)–(ii), we also have

$$\begin{aligned} \tilde{E}(\delta_1^2) &= \tilde{E} \left[\{ \hat{m}_{\text{RWL}}^1(X) - \bar{m}_{\text{WL}}^1(X) \}^2 \left\{ 1 - \frac{T}{\bar{\pi}_{\text{CAL}}^1(X)} \right\}^2 \right] \\ &\leq (1 + e^{-B_0})^2 \tilde{E} \left[\{ \hat{h}_{\text{RWL}}^1(X) - \bar{h}_{\text{WL}}^1(X) \}^2 \right] \end{aligned} \quad (\text{S31})$$

$$\leq (1 + e^{-B_0})^2 C_0^2 \| \hat{\alpha}_{\text{RWL}}^1 - \bar{\alpha}_{\text{WL}}^1 \|_1^2. \quad (\text{S32})$$

Inequality (33) follows by collecting inequalities (S27)–(S32) and applying (29), (32), (S10), and (S13) in the event $\Omega_0 \cap \Omega_1 \cap \Omega_2 \cap \Omega_3 \cap \Omega_4$. If condition (27) holds, then we have in the event $\Omega_1 \cap \Omega_5$,

$$\begin{aligned} \tilde{E} \left[\{ \hat{h}_{\text{RWL}}^1(X) - \bar{h}_{\text{WL}}^1(X) \}^2 \right] &\leq e^{B_0} \lambda_0 \| \hat{\alpha}_{\text{RWL}}^1 - \bar{\alpha}_{\text{WL}}^1 \|_1^2 \\ &+ \tau_0^{-1} \left\{ \lambda_0 \| \hat{\alpha}_{\text{RWL}}^1 - \bar{\alpha}_{\text{WL}}^1 \|_1^2 + \tilde{E} \left[Tw(X; \bar{\alpha}_{\text{WL}}^1) \{ \hat{h}_{\text{RWL}}^1(X) - \bar{h}_{\text{WL}}^1(X) \}^2 \right] \right\}, \end{aligned} \quad (\text{S33})$$

by inequalities (S1) and (S5) and similar steps as in the proof of (S13). Inequality (34) follows, similarly as (33), by combining inequalities (S27)–(S31) and (S33).

II.6 Proof of Theorem 6

We use the decomposition (S22) and handle δ_1 , δ_2 , and δ_3 separately. The term $\tilde{E}(\delta_2)$ can be bounded by (S24)–(S26) as in the proof of Theorem 3. By the mean value equation (S9) and the Cauchy–Schwartz inequality, $\tilde{E}(\delta_3)$ can be bounded as

$$\begin{aligned} \left| \tilde{E}(\delta_3) \right| &\leq e^{C_0 \| \hat{\gamma}_{\text{RCAL}}^1 - \bar{\gamma}_{\text{CAL}}^1 \|_1} \tilde{E}^{1/2} \left[Tw(X; \bar{\gamma}_{\text{CAL}}^1) \{ \hat{h}_{\text{RCAL}}^1(X) - \bar{h}_{\text{CAL}}^1(X) \}^2 \right] \\ &\times \tilde{E}^{1/2} \left[Tw(X; \bar{\gamma}_{\text{CAL}}^1) \{ \hat{m}_{\text{RWL}}^1(X) - \bar{m}_{\text{WL}}^1(X) \}^2 \right]. \end{aligned} \quad (\text{S34})$$

Similarly as in Lemma 10 but arguing in the reverse direction by Assumptions 1(i) and 3(iii), we find

$$\begin{aligned} \tilde{E} \left[Tw(X; \bar{\gamma}_{\text{CAL}}^1) \{ \hat{m}_{\text{RWL}}^1(X) - \bar{m}_{\text{WL}}^1(X) \}^2 \right] &\leq e^{C_4 \| \hat{\alpha}_{\text{RWL}}^1 - \bar{\alpha}_{\text{WL}}^1 \|_1} \\ &\times \tilde{E} \left[Tw(X; \bar{\gamma}_{\text{CAL}}^1) \psi_2 \{ \bar{h}_{\text{WL}}^1(X) \} \{ \hat{m}_{\text{RWL}}^1(X) - \bar{m}_{\text{WL}}^1(X) \} \{ \hat{h}_{\text{RWL}}^1(X) - \bar{h}_{\text{WL}}^1(X) \} \right] \\ &\leq e^{C_4 \| \hat{\alpha}_{\text{RWL}}^1 - \bar{\alpha}_{\text{WL}}^1 \|_1} C_1 D_{\text{WL}}^\dagger(\hat{m}_{\text{RWL}}^1, \bar{m}_{\text{WL}}^1; \bar{\gamma}_{\text{CAL}}^1), \end{aligned} \quad (\text{S35})$$

where the second inequality follows from Assumption 3(i). In the following, we derive two different bounds on $\tilde{E}(\delta_1)$, leading to (40) and (41) respectively.

First, suppose that condition (27) holds. Consider the following decomposition

$$\begin{aligned} \tilde{E}(\delta_1) &= \tilde{E} \left[\psi_2 \{ \bar{h}_{\text{WL}}^1(X) \} \{ \hat{h}_{\text{RWL}}^1(X) - \bar{h}_{\text{WL}}^1(X) \} \left\{ 1 - \frac{T}{\bar{\pi}_{\text{CAL}}^1(X)} \right\} \right] \\ &+ \tilde{E} \left[\tilde{\psi}_2(X) \{ \hat{h}_{\text{RWL}}^1(X) - \bar{h}_{\text{WL}}^1(X) \} \left\{ 1 - \frac{T}{\bar{\pi}_{\text{CAL}}^1(X)} \right\} \right], \end{aligned} \quad (\text{S36})$$

denoted as $\Delta_{11} + \Delta_{12}$, where

$$\tilde{\psi}_2(X) = \int_0^1 \left(\psi_2[\bar{h}_{\text{WL}}^1(X) + u \{ \hat{h}_{\text{RWL}}^1(X) - \bar{h}_{\text{WL}}^1(X) \}] - \psi_2\{\bar{h}_{\text{WL}}^1(X)\} \right) du.$$

Denote by Ω_6 the event that

$$\sup_{j=0,1,\dots,p} \left| (\tilde{E} - E) \left[\psi_2 \{ \bar{h}_{\text{WL}}^1(X) \} f_j(X) \left\{ 1 - \frac{T}{\bar{\pi}_{\text{CAL}}^1(X)} \right\} \right] \right| \leq 2C_1 \lambda_0.$$

Then $P(\Omega_6) \geq 1 - 2\epsilon$ similarly as in Lemma 1(i). In the event Ω_6 , we have

$$\begin{aligned} |\Delta_{11}| &\leq \|\hat{\alpha}_{\text{RWL}}^1 - \bar{\alpha}_{\text{WL}}^1\|_1 \sup_{j=0,1,\dots,p} \left| \tilde{E} \left[\psi_2 \{ \bar{h}_{\text{WL}}^1(X) \} f_j(X) \left\{ 1 - \frac{T}{\bar{\pi}_{\text{CAL}}^1(X)} \right\} \right] \right| \\ &\leq \|\hat{\alpha}_{\text{RWL}}^1 - \bar{\alpha}_{\text{WL}}^1\|_1 (\Lambda_1 + 2C_1 \lambda_0). \end{aligned} \quad (\text{S37})$$

To bound Δ_{12} , we have by Assumption 3(iii),

$$\begin{aligned} |\tilde{\psi}_2(X)| &\leq \psi_2 \{ \bar{h}_{\text{WL}}^1(X) \} \left(e^{C_3 |\hat{h}_{\text{RWL}}^1(X) - \bar{h}_{\text{WL}}^1(X)|} - 1 \right) \\ &\leq \psi_2 \{ \bar{h}_{\text{WL}}^1(X) \} C_3 |\hat{h}_{\text{RWL}}^1(X) - \bar{h}_{\text{WL}}^1(X)| e^{C_3 |\hat{h}_{\text{RWL}}^1(X) - \bar{h}_{\text{WL}}^1(X)|}, \end{aligned} \quad (\text{S38})$$

where the second inequality follows because $(e^c - 1)/c = \int_0^1 e^{uc} du \leq e^c$ for $c \geq 0$. As a result, we find from Assumptions 1(i) and 3(i),

$$|\Delta_{12}| \leq (1 + e^{-B_0}) C_1 C_3 e^{C_4 \|\hat{\alpha}_{\text{RWL}}^1 - \bar{\alpha}_{\text{WL}}^1\|_1} \tilde{E} \left[\{ \hat{h}_{\text{RWL}}^1(X) - \bar{h}_{\text{WL}}^1(X) \}^2 \right]. \quad (\text{S39})$$

By condition (27), $\tilde{E}[\{ \hat{h}_{\text{RWL}}^1(X) - \bar{h}_{\text{WL}}^1(X) \}^2]$ can be bounded as (S33) in the event $\Omega_1 \cap \Omega_5$. Then (41) follows by collecting inequalities (S24)–(S26) and (S34)–(S39) and applying (39), (S7), and (S10) in the event $\Omega_0 \cap \Omega_1 \cap \Omega_2 \cap \Omega_3 \cap \Omega_4$.

Now suppose that (27) may not hold. Denote $h(X; \alpha^1) = \alpha^{1\text{T}} f(X)$. Then $\tilde{E}(\delta_1)$ can be decomposed as

$$\begin{aligned} \tilde{E}(\delta_1) &= (\tilde{E} - E) \left(\left[\psi \{ \hat{h}_{\text{RWL}}^1(X) \} - \psi \{ \bar{h}_{\text{WL}}^1(X) \} \right] \left\{ 1 - \frac{T}{\bar{\pi}_{\text{CAL}}^1(X)} \right\} \right) \\ &\quad + E \left(\left[\psi \{ \hat{h}_{\text{RWL}}^1(X) \} - \psi \{ \bar{h}_{\text{WL}}^1(X) \} \right] \left\{ 1 - \frac{T}{\bar{\pi}_{\text{CAL}}^1(X)} \right\} \right), \end{aligned}$$

denoted as $\Delta_{13} + \Delta_{14}$. In the event $\Omega_0 \cap \Omega_1 \cap \Omega_2 \cap \Omega_3 \cap \Omega_4$, we have $\|\hat{\alpha}_{\text{RWL}}^1 - \bar{\alpha}_{\text{WL}}^1\|_1 \leq \eta_{11}$ from (39) and hence by the mean value theorem,

$$|\Delta_{14}| \leq \eta_{11} \sup_{j=0,1,\dots,p} \left| E \left[\psi_2 \{ h(X; \tilde{\alpha}^1) \} f_j(X) \left\{ 1 - \frac{T}{\bar{\pi}_{\text{CAL}}^1(X)} \right\} \right] \right| \leq \eta_{11} \Lambda_0(\eta_{11}), \quad (\text{S40})$$

where $\tilde{\alpha}^1$ lies between $\hat{\alpha}_{\text{RWL}}^1$ and $\bar{\alpha}_{\text{WL}}^1$. Moreover, in the event $(\Omega_0 \cap \Omega_1 \cap \Omega_2 \cap \Omega_3 \cap \Omega_4) \cap \Omega_7$, applying Lemma 13 below yields

$$|\Delta_{13}| \leq 2C_1 (1 + C_3 e^{C_4 \eta_{11}}) \eta_{11} \lambda_0. \quad (\text{S41})$$

Then (41) follows by combining (S40)–(S41) and other aforementioned inequalities.

Lemma 13. For $r \geq 0$, denote by Ω_7 the event that

$$\sup_{\|\alpha^1 - \bar{\alpha}_{\text{WL}}^1\|_1 \leq r} \left| (\tilde{E} - E) \left([\psi\{h(X; \alpha^1)\} - \psi\{\bar{h}_{\text{WL}}^1(X)\}] \left\{ 1 - \frac{T}{\bar{\pi}_{\text{CAL}}^1(X)} \right\} \right) \right| \leq \sqrt{8}C_1(1 + C_3e^{C_4r})r\lambda_0.$$

Under Assumptions 1(i)–(ii), 3(i) and 3(iii), if $\lambda_0 \geq \sqrt{2}(e^{-B_0} + 1)C_0\sqrt{\log\{(1+p)/\epsilon\}/n}$, then $P(\Omega_6) \geq 1 - 2\epsilon$.

Proof. Denote

$$g(T, X; \alpha^1) = [\psi\{h(X; \alpha^1)\} - \psi\{\bar{h}_{\text{WL}}^1(X)\}] \left\{ 1 - \frac{T}{\bar{\pi}_{\text{CAL}}^1(X)} \right\}.$$

For $\|\alpha^1 - \bar{\alpha}_{\text{WL}}^1\|_1 \leq r$, similar manipulation as in (S36) and (S38) using Assumptions 1(i), 3(i) and 3(iii) yields

$$\begin{aligned} |\psi\{h(X; \alpha^1)\} - \psi\{\bar{h}_{\text{WL}}^1(X)\}| &\leq \psi_2\{\bar{h}_{\text{WL}}^1(X)\}|h(X; \alpha^1) - \bar{h}_{\text{WL}}^1(X)| \\ &\quad + \psi_2\{\bar{h}_{\text{WL}}^1(X)\}C_3|h(X; \alpha^1) - \bar{h}_{\text{WL}}^1(X)|e^{C_3|h(X; \alpha^1) - \bar{h}_{\text{WL}}^1(X)|} \\ &\leq C_1(1 + C_3e^{C_4r})|h(X; \alpha^1) - \bar{h}_{\text{WL}}^1(X)|, \end{aligned} \tag{S42}$$

that is, $\psi(\cdot)$ satisfies a Lipschitz condition. By the symmetrization and contraction theorems (e.g., Buhlmann & van de Geer 2011, Theorems 14.3 and 14.4), we have

$$\begin{aligned} E \left[\sup_{\|\alpha^1 - \bar{\alpha}_{\text{WL}}^1\|_1 \leq r} \left| (\tilde{E} - E)\{g(T, X; \alpha^1)\} \right| \right] &\leq 2E \sup_{\|\alpha^1 - \bar{\alpha}_{\text{WL}}^1\|_1 \leq r} \left| \frac{1}{n} \sum_{i=1}^n \sigma_i g(T_i, X_i; \alpha^1) \right| \\ &\leq 2C_1(1 + C_3e^{C_4r}) \times E \sup_{\|\alpha^1 - \bar{\alpha}_{\text{WL}}^1\|_1 \leq r} \left| \frac{1}{n} \sum_{i=1}^n \sigma_i \{h(X_i; \alpha^1) - \bar{h}_{\text{WL}}^1(X_i)\} \left\{ 1 - \frac{T_i}{\bar{\pi}_{\text{CAL}}^1(X_i)} \right\} \right| \\ &\leq 2C_1(1 + C_3e^{C_4r})r \times E \sup_{j=0,1,\dots,p} \left| \frac{1}{n} \sum_{i=1}^n \sigma_i f_j(X_i) \left\{ 1 - \frac{T_i}{\bar{\pi}_{\text{CAL}}^1(X_i)} \right\} \right|, \end{aligned}$$

where $(\sigma_1, \dots, \sigma_n)$ are independent Rademacher variables with $P(\sigma_i = 1) = P(\sigma_i = -1) = 1/2$ for each i . By Hoeffding's moment inequality (Buhlmann & van de Geer 2011, Lemma 14.14), we find from the preceding inequality

$$\begin{aligned} E \left[\sup_{\|\alpha^1 - \bar{\alpha}_{\text{WL}}^1\|_1 \leq r} \left| (\tilde{E} - E)\{g(T, X; \alpha^1)\} \right| \right] \\ \leq 2C_1(1 + C_3e^{C_4r})r \times C_0(e^{B_0} + 1) \sqrt{\frac{2 \log(2 + 2p)}{n}}, \end{aligned}$$

by Assumption 1(i)–(ii). For $\|\alpha^1 - \bar{\alpha}_{\text{WL}}^1\|_1 \leq r$, inequality (S42) also shows that $|g(T_i, X_i; \alpha^1)| \leq C_1(1 + C_3e^{C_4r})C_0(e^{B_0} + 1)r$. By Massart's inequality (Buhlmann & van de Geer 2001, Theo-

rem 14.2), we have with probability at least $1 - 2\epsilon$,

$$\begin{aligned} & \sup_{\|\alpha^1 - \bar{\alpha}_{\text{WL}}^1\|_1 \leq r} \left| (\tilde{E} - E)\{g(T, X; \alpha^1)\} \right| \\ & \leq C_0(e^{B_0} + 1)C_1(1 + C_3e^{C_4r})r \left\{ 2\sqrt{\frac{2\log(2+2p)}{n}} + \sqrt{\frac{8\log\{1/(2\epsilon)\}}{n}} \right\} \\ & \leq C_0(e^{B_0} + 1)C_1(1 + C_3e^{C_4r})r\sqrt{\frac{16\log\{(1+p)/\epsilon\}}{n}}, \end{aligned}$$

where the second inequality uses $\sqrt{a} + \sqrt{b} \leq \sqrt{2(a+b)}$. \square

II.7 Proof of Theorem 7

The proof is similar to that of Theorem 4. First, (S29) for $\tilde{E}(\delta_2^2)$ remains valid. Second, combining (S30) and (S35) yields

$$\tilde{E}(\delta_3^2) \leq e^{-B_0} \left(1 + e^{\|\hat{\gamma}_{\text{RCAL}}^1 - \bar{\gamma}_{\text{CAL}}^1\|_1 C_0}\right)^2 e^{C_4\|\hat{\alpha}_{\text{RWL}}^1 - \bar{\alpha}_{\text{WL}}^1\|_1} C_1 D_{\text{WL}}^\dagger(\hat{h}_{\text{RWL}}^1, \bar{h}_{\text{WL}}^1; \bar{\alpha}_{\text{CAL}}^1).$$

Third, similarly as in (S32) and (S35), we have

$$\begin{aligned} \tilde{E}(\delta_1^2) &= \tilde{E} \left[\left\{ \hat{m}_{\text{RWL}}^1(X) - \bar{m}_{\text{WL}}^1(X) \right\}^2 \left\{ 1 - \frac{T}{\bar{\pi}_{\text{CAL}}^1(X)} \right\}^2 \right] \\ &\leq (1 + e^{-B_0})^2 e^{2C_4\|\hat{\alpha}_{\text{RWL}}^1 - \bar{\alpha}_{\text{WL}}^1\|_1} C_1^2 \tilde{E} \left[\left\{ \hat{h}_{\text{RWL}}^1(X) - \bar{h}_{\text{WL}}^1(X) \right\}^2 \right] \\ &\leq (1 + e^{-B_0})^2 e^{2C_4\|\hat{\alpha}_{\text{RWL}}^1 - \bar{\alpha}_{\text{WL}}^1\|_1} C_0^2 C_1^2 \|\hat{\alpha}_{\text{RWL}}^1 - \bar{\alpha}_{\text{WL}}^1\|_1^2. \end{aligned} \quad (\text{S43})$$

Inequality (42) follows by collecting the aforementioned inequalities and applying (39), (40), (S10), and (S13) in the event $\Omega_0 \cap \Omega_1 \cap \Omega_2 \cap \Omega_3 \cap \Omega_4$. If condition (27) holds, then in the event $\Omega_1 \cap \Omega_5$, combining (S33) and (S19) and using $(1 - e^{-c})/c \geq e^{-c}$ for $c \geq 0$ yields

$$\begin{aligned} \tilde{E} \left[\left\{ \hat{h}_{\text{RWL}}^1(X) - \bar{h}_{\text{WL}}^1(X) \right\}^2 \right] &\leq e^{B_0} \lambda_0 \|\hat{\alpha}_{\text{RWL}}^1 - \bar{\alpha}_{\text{WL}}^1\|_1^2 \\ &+ \tau_0^{-1} \left\{ \lambda_0 \|\hat{\alpha}_{\text{RWL}}^1 - \bar{\alpha}_{\text{WL}}^1\|_1^2 + e^{C_4\|\hat{\alpha}_{\text{RWL}}^1 - \bar{\alpha}_{\text{WL}}^1\|_1} C_2^{-1} D_{\text{WL}}^\dagger(\hat{h}_{\text{RWL}}^1, \bar{h}_{\text{WL}}^1; \bar{\gamma}_{\text{CAL}}^1) \right\}. \end{aligned} \quad (\text{S44})$$

Inequality (43) follows by combining (S43)–(S44) and other aforementioned inequalities except that inequality (40) is replaced by (41).

II.8 Technical tools

For completeness, we state the following concentration inequalities, which can be obtained from Buhlmann & van de Geer (2011), Lemmas 14.11, 14.16, and 14.9.

Lemma 14. *Let (Y_1, \dots, Y_n) be independent variables such that $E(Y_i) = 0$ for $i = 1, \dots, n$ and $\max_{i=1, \dots, n} |Y_i| \leq c_0$ for some constant c_0 . Then for any $t > 0$,*

$$P\left(\left|\frac{1}{n} \sum_{i=1}^n Y_i\right| > t\right) \leq 2 \exp\left(-\frac{nt^2}{2c_0^2}\right).$$

Lemma 15. *Let (Y_1, \dots, Y_n) be independent variables such that $E(Y_i) = 0$ for $i = 1, \dots, n$ and (Y_1, \dots, Y_n) are uniformly sub-gaussian: $\max_{i=1, \dots, n} c_1^2 E\{\exp(Y_i^2/c_1^2) - 1\} \leq c_2^2$ for some constants (c_1, c_2) . Then for any $t > 0$,*

$$P\left(\left|\frac{1}{n} \sum_{i=1}^n Y_i\right| > t\right) \leq 2 \exp\left\{-\frac{nt^2}{8(c_1^2 + c_2^2)}\right\}.$$

Lemma 16. *Let (Y_1, \dots, Y_n) be independent variables such that $E(Y_i) = 0$ for $i = 1, \dots, n$ and*

$$\frac{1}{n} \sum_{i=1}^n E(|Y_i|^k) \leq \frac{k!}{2} c_3^{k-2} c_4^2, \quad k = 2, 3, \dots,$$

for some constants (c_3, c_4) . Then for any $t > 0$,

$$P\left(\left|\frac{1}{n} \sum_{i=1}^n Y_i\right| > c_3 t + c_4 \sqrt{2t}\right) \leq 2 \exp(-nt).$$

The following results about sub-gaussian variables can be deduced from Buhlmann & van de Geer (2011), Lemmas 14.3 and 14.5.

Lemma 17. *Suppose that Y is sub-gaussian: $c_1^2 E\{\exp(X^2/c_1^2) - 1\} \leq c_2^2$ for some constants (c_1, c_2) . Then*

$$E(|Y|^k) \leq \Gamma\left(\frac{k}{2} + 1\right) (c_1^2 + c_2^2) c_1^{k-2}, \quad k = 2, 3, \dots$$

Lemma 18. *Suppose that X is bounded: $|X| \leq c_0$ for a constant c_0 , and Y is sub-gaussian: $c_1^2 E\{\exp(X^2/c_1^2) - 1\} \leq c_2^2$ for some constants (c_1, c_2) . Then $Z = XY^2$ satisfies*

$$E\{|Z - E(Z)|^k\} \leq \frac{k!}{2} c_3^{k-2} c_4^2, \quad k = 2, 3, \dots,$$

for $c_3 = 2c_0 c_1^2$ and $c_4 = 2c_0 c_1 c_2$.