

Full-dimensional Quantum Dynamics of SiO in Collision with H₂

Benhui Yang,^{*,†} P. Zhang,[‡] Chen Qu,[¶] X. H. Wang,[¶] P. C. Stancil,[†] J. M.
Bowman,[¶] N. Balakrishnan,[§] B. M. McLaughlin,^{||} and R. C. Forrey[⊥]

[†]*Department of Physics and Astronomy and Center for Simulational Physics, University of Georgia, Athens, GA 30602*

[‡]*Department of Chemistry, Duke University, Durham, NC 27708*

[¶]*Department of Chemistry, Emory University, Atlanta, GA 30322*

[§]*Department of Chemistry, University of Nevada, Las Vegas, NV 89154*

^{||}*Centre for Theoretical Atomic, Molecular and Optical Physics (CTAMOP), School of Mathematics and Physics, Queen's University Belfast, The David Bates Building, 7 College Park, Belfast BT7 1NN, United Kingdom*

[⊥]*Department of Physics, Penn State University, Berks Campus, Reading, PA 19610*

E-mail: yang@physast.uga.edu

Abstract

We report the first full-dimensional potential energy surface (PES) and quantum mechanical close-coupling calculations for scattering of SiO due to H₂. The full-dimensional interaction potential surface was computed using the explicitly correlated coupled-cluster (CCSD(T)-F12b) method and fitted using an invariant polynomial approach. Pure rotational quenching cross sections from initial states $v_1 = 0$, $j_1=1-5$ of SiO in collision with H₂ are calculated for collision energies between 1.0 and 5000 cm⁻¹. State-to-state rotational rate coefficients are calculated at temperatures between

5 and 1000 K. The rotational rate coefficients of SiO with para-H₂ are compared with previous approximate results which were obtained using SiO-He PESs or scaled from SiO-He rate coefficients. Rovibrational state-to-state and total quenching cross sections and rate coefficients for initially excited SiO($v_1 = 1, j_1=0$ and 1) in collisions with para-H₂($v_2 = 0, j_2 = 0$) and ortho-H₂($v_2 = 0, j_2 = 1$) were also obtained. The application of the current collisional rate coefficients to astrophysics is briefly discussed.

Introduction

Molecular hydrogen is the most abundant species in most interstellar environments. Collisional relaxation of rotationally or vibrationally excited molecules by H₂ impact is therefore an important process in astrophysics, astrochemistry, and in many environments where non-equilibrium kinetics plays a dominant role. In the interstellar medium (ISM), cooling processes are primarily associated with collisional thermal energy transfer between internal degrees of freedom followed by emission of radiation. Collisional data for state-to-state vibrational and rotational quenching rate coefficients are needed to accurately model the thermal balance and kinetics in the ISM. Quantum mechanical scattering calculations are the primary source of these much needed collisional data.¹

A quantum close-coupling (CC) treatment has been developed^{2,3} for full-dimensional collisions involving two diatomic molecules. With the recent development of the quantum scattering code TwoBC,⁴ which implements full angular momentum coupling, it is now feasible to perform extensive rovibrational coupled-channel scattering calculations for diatom-diatom systems in full-dimensionality. The first six-dimensional (6D) CC calculations of rovibrational collisions of H₂ with H₂ were presented recently.⁵⁻⁷ Subsequently, full-dimensional CC computations were extended to the complex systems CO-H₂^{8,9} and CN-H₂¹⁰ on 6D PESs constructed from high-level ab initio electronic structure calculations. However, the full quantum close-coupling method is expensive due to the large number of basis states and coupled channels. Recently this difficulty has been alleviated to some extent by using the

coupled-states (CS) approximation presented by Forrey and coworkers.^{11,12} The CS approximation has been successfully implemented in H₂+H₂ and CO+H₂ rovibrational scattering calculations and achieved reasonable agreement with CC results.^{11,12} However, in this work we adopt the CC method.

Interstellar silicon monoxide (SiO) was first detected by Wilson et al.¹³ through the line emission of $j_1 = 3 - 2$ in Sgr B2. Recently, Fonfría et al.¹⁴ observed SiO transitions ($v_1 = 0$, $j_1 = 6 - 5$) and ($v_1 = 1$, $j_1 = 6 - 5$) in the ground and first excited vibrational states towards the C-rich AGB star IRC +10216. However, it was pointed out that fitting the emission of the molecular lines in the warmest regions of the envelopes of AGB stars ($T_k \simeq 1000 - 3000$ K) is a challenging task due to the lack of collisional coefficients. Tercero et al.¹⁵ detected the $j_1 = 2 - 1$ and $j_1 = 4 - 3$ lines for excited $v_1 = 1$ state of SiO in a survey towards Orion KL. Using a radiative transfer code, they modeled the lines of the detected silicon-bearing species. The SiO-H₂ rotational rate coefficients of Dayou and Balança,¹⁶ derived from rigid-rotor approximation calculations on a SiO-He surface, were used in the modeling. Prieto et al.¹⁷ detected for the first time toward IK Tau rotational lines of SiO isotopologues in vibrationally excited states. Agúndez et al.¹⁸ observed $j_1 = 2 - 1$ through $j_1 = 8 - 7$ rotational transitions of the $v_1 = 0$ state and three transitions of the $v_1 = 1$ state of SiO in the inner layers of IRC +10216. In their radiative transfer modeling the rate coefficients of Dayou and Balança¹⁶ were adopted for the first 20 rotational levels and for temperatures up to 300 K. However, for temperatures higher than 300 K and for rovibrational transitions, the collision rate coefficients used for carbon monosulfide were adopted. Justtanont et al.¹⁹ reported the observation of SiO lines in the Herschel HIFI spectra of nine oxygen-rich AGB stars. These included pure rotational lines ($j_1 = 14 - 13$ and $j_1 = 16 - 15$) and vibrationally excited ($v_1 = 1$) rotational lines $j_1 = 13 - 12$, $j_1 = 15 - 14$, and $j_1 = 23 - 22$. Matsuura et al.²⁰ performed non-local thermodynamic equilibrium (NLTE) line radiative transfer calculations using the SiO-H₂ collisional excitation rate coefficients which were obtained by scaling the SiO-He values of Dayou and Balança¹⁶ with a factor of 1.38. However, these radiative transfer

calculations only included rotational transitions. Ignoring vibrationally excited transitions could potentially cause errors for molecular lines arising from high temperature gas, typically over 1000 K. More recently, vibrational excitation calculations of SiO in collision with He has been reported. Using the vibrational close-coupling rotational infinite order sudden method, Balança and Dayou²¹ calculated vibrational de-excitation rate coefficients of SiO from the first six vibrational levels.

To our knowledge, no SiO-H₂ PES exists addressing the interaction between SiO and H₂. Pure rotational (de)excitation rate coefficients for some selected rotational levels of SiO with para-H₂ are available, but they were computed using an SiO-He PES and SiO-H₂ reduced mass. Turner et al.²² calculated rotational excitation rate coefficients for SiO in collision with para-H₂($j_2=0$) using the coupled-states approximation method and a SiO-He PES obtained from an electron gas model.²³ Dayou and Balança¹⁶ constructed a 2D SiO-He potential energy surface based on highly correlated ab initio calculations. This SiO-He PES was also used to compute rate coefficients for the rotational (de)excitation of SiO by collision with para-H₂ ($j_2=0$). Even though these SiO-H₂ rate coefficients are approximate and not accurate, they are still used in a variety of astrophysical modeling.

Here we present the first full-dimensional PES for the SiO-H₂ complex. We also performed the first scattering calculations for this system for rotational and vibrational inelastic processes in full dimension. The paper is organized as follows. The theoretical methods are briefly described in Sec. II. The results are presented and discussed in Sec. III. Astrophysical applications are discussed in Section IV. Section V summarizes the results and presents an outlook on future work.

Theoretical Methods

In this section the theoretical methods used in the PES calculation and fit as well as rovibrational inelastic scattering calculation are briefly described. The reader is referred to Refs. [

5,8,24] for more details of the methodology.

Potential energy surface computations and fit

The 6D interaction potential of SiO-H₂ in the electronic ground state was calculated on a 6D grid using Jacobi coordinates $(R, r_1, r_2, \theta_1, \theta_2, \phi)$ as shown in Fig. 1. The distance between the centers of mass of SiO and H₂ is denoted by R , while r_1 and r_2 refer to the bond lengths describing the vibration of SiO and H₂, respectively. The angle θ_1 (θ_2) is the in-plane orientation angle between \vec{r}_1 (\vec{r}_2) and \vec{R} , and ϕ the out-of-plane dihedral angle. In the ab initio calculations, the intermolecular distance R was chosen in the range of 4.0 - 21.0 a_0 and the bond distances are taken over the ranges $2.5 \leq r_1 \leq 3.4 a_0$ and $1.0 \leq r_2 \leq 2.25 a_0$. Here $a_0 = 0.529 \text{ \AA}$ is the Bohr radius. The PES was computed with the MOLPRO suite of computational chemistry codes.^{25,26} To produce an accurate 6D PES with proper symmetry the ab initio calculations were performed over the angular coordinates $0 \leq \theta_1 \leq 360^\circ$ and $0 \leq \theta_2, \phi \leq 180^\circ$, where $\theta_1 = \theta_2 = 0^\circ$ corresponds to the collinear configuration Si-O - H-H.

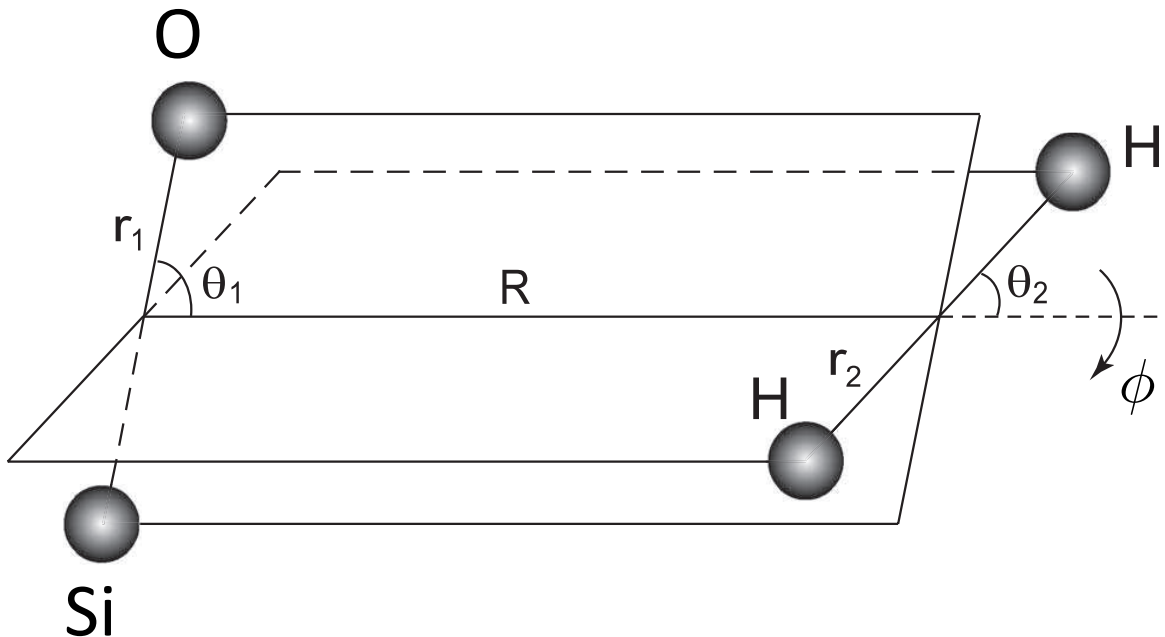


Figure 1: The six-dimensional Jacobi coordinates for the SiO-H₂ system.

The ab initio electronic structure computations of potential energies were performed using the explicitly correlated coupled-cluster (CCSD(T)-F12b) method.^{27,28} All the calculations employed aug-cc-pVQZ (for H and O atoms)²⁹ and aug-cc-pwCVQZ (for Si atom) orbital basis set,³⁰ and the corresponding MP2FIT auxiliary bases^{31,32} for density fitting. The aug-cc-pV6Z-RI auxiliary bases (without k functions)³³ were used for the resolutions of the identify and density-fitted Fock matrices for all orbital bases. Benchmark calculations at this CCSD(T)-F12 level were carried out on selected molecular configurations and results were compared with those from the conventional CCSD(T) method using aug-cc-pV5Z. The counter-poise (CP)³⁴ corrected interaction energy agrees closely with those derived from CCSD(T)/aug-cc-pV5Z. The interaction PES was corrected for basis set superposition error (BSSE).³⁵ No scaled triples correction was used in our calculation.

The 6D SiO-H₂ interaction potential, referred to as VSiOH2, is a hybrid one that combines a fit to the full ab initio data set (denoted V_I) and a fit to the long-range data (denoted V_{II}) and is given by

$$V = (1 - s)V_I + sV_{II}, \quad (1)$$

where s is a switching function, defined as

$$s = \begin{cases} 0 & (R < R_i) \\ 10b^3 - 15b^4 + 6b^5 & (R_i < R < R_f), \\ 1 & (R > R_f) \end{cases} \quad (2)$$

$R_i = 10.0 a_0$ and $R_f = 12.0 a_0$, and $b = (R - R_i)/(R_f - R_i)$.

Both V_I and V_{II} have been fitted in 6D using an invariant polynomial method^{24,36} and are expanded in the form

$$V(y_1 \cdots y_6) = \sum_{n_1 \cdots n_6} C_{n_1 \cdots n_6} y_1^{n_1} y_6^{n_6} (y_2^{n_2} y_3^{n_3} y_4^{n_4} y_5^{n_5} + y_2^{n_3} y_3^{n_2} y_4^{n_5} y_5^{n_4}) \quad (3)$$

where $y_i = \exp(-d_i/p)$ are Morse-type variables, and p is a user-specified parameter. For V_I we used $p = 3.0 a_0$, and for V_{II} $p = 9.5 a_0$. The internuclear distances d_i between two atoms are defined as $d_1 = d_{\text{SiO}}$, $d_2 = d_{\text{SiH}}$, $d_3 = d_{\text{SiH}}$, $d_4 = d_{\text{OH}}$, $d_5 = d_{\text{OH}}$ and $d_6 = d_{\text{HH}}$. The powers n_1, \dots, n_6 satisfy $n_1 + \dots + n_6 \leq 7$ and $n_2 + n_3 + n_4 + n_5 \neq 0$, that is, the maximum power of the polynomial is 7, and the interaction potential is guaranteed to go to zero when SiO and H_2 are separated to $R \rightarrow \infty$ for all r_1 and r_2 . The total number of linear coefficients $C_{n_1 \dots n_6}$ is 882, and these coefficients were determined via linear least-squares fitting using our software MSA.³⁷ The root mean square (RMS) fitting error in the long range fit VII is 0.05 cm^{-1} , for VI the RMS error is 2.61 cm^{-1} . This hybrid approach greatly improves the behavior of the PES in the long range.

Fig. 2 shows the R dependence of 6D PES for $(\theta_1, \theta_2, \phi) = (0^\circ, 0^\circ, 0^\circ)$, $(180^\circ, 0^\circ, 0^\circ)$, $(180^\circ, 90^\circ, 0^\circ)$, and $(90^\circ, 90^\circ, 90^\circ)$. Symbols are energy points from ab initio calculations. The good agreement between ab initio energy points and the fitted PES confirms the accuracy of our fitted PES. In Fig. 3 (upper panel) we show a two-dimensional contour plot of the VSIOH₂ PES in θ_1, θ_2 space for fixed values of $r_1=2.8530 a_0$, $r_2=1.4011 a_0$, $R = 7.5 a_0$, and $\phi = 0^\circ$. To show the dependence of the PES on r_1 and r_2 , a two-dimensional contour plot in r_1, r_2 space for fixed values of $R = 7.5 a_0$, and $\theta_1 = \theta_2 = \phi = 0^\circ$ is also displayed in the lower panel of Fig. 3. The coordinates for the global minimum of -279.5 cm^{-1} for the fitted potential and -284.2 cm^{-1} for the ab initio data correspond to $(R, r_1, r_2, \theta_1, \theta_2, \phi) = (7.4 a_0, 2.8530 a_0, 1.4011 a_0, 0^\circ, 0^\circ, 0^\circ)$

Scattering Theory and Computational Details

The quantum CC formalism for diatom-diatom scattering including vibrational motion has been fully developed^{2,38-40} and applied to a number of full-dimensional scattering studies.^{6,8,10} To facilitate the scattering calculations, the interaction potential between SiO and H_2 , $V(\vec{r}_1, \vec{r}_2, \vec{R})$, which vanishes when SiO and H_2 are far apart, can be written as,

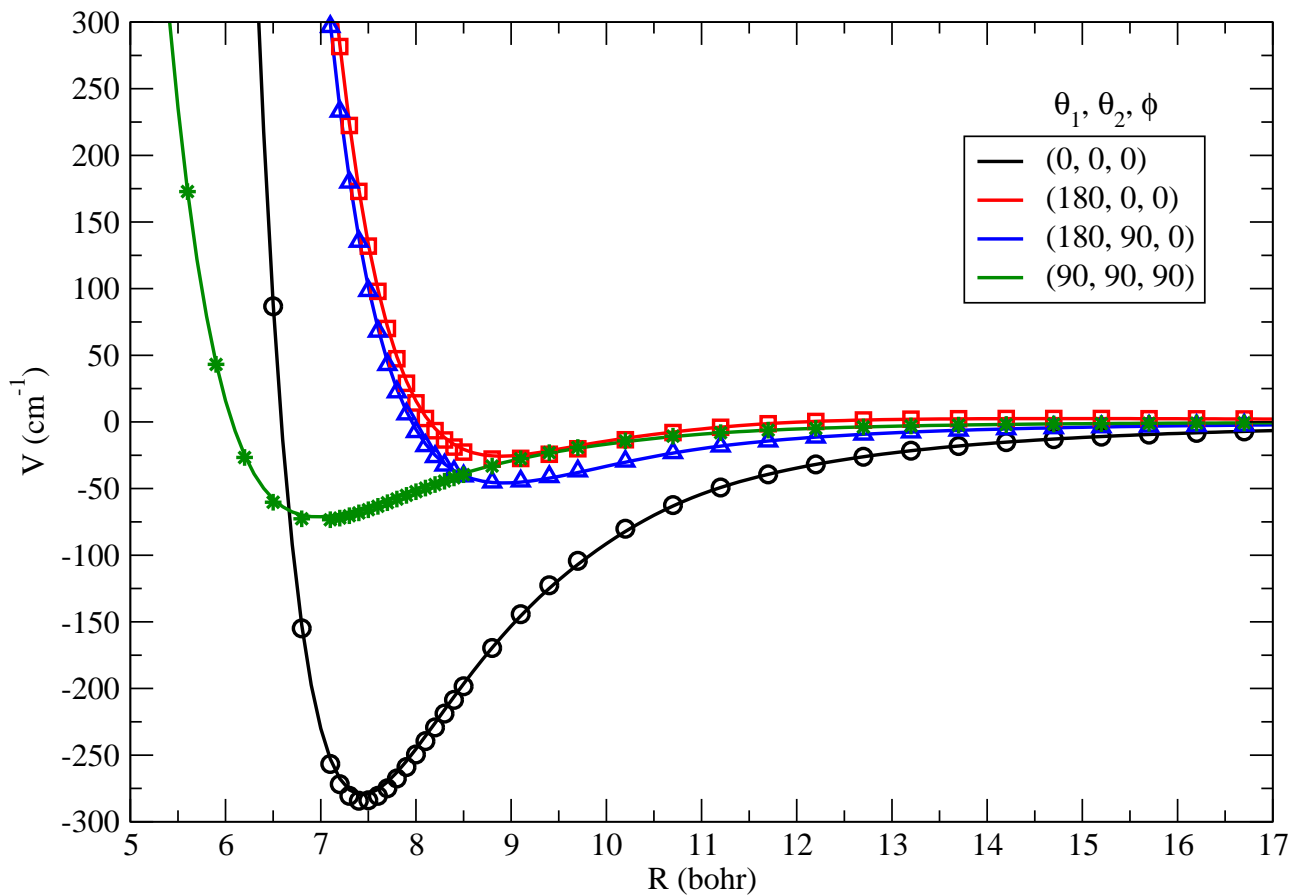


Figure 2: The R dependence of the SiO-H₂ PES, VSiOH₂ for $(\theta_1, \theta_2, \phi) = (0^\circ, 0^\circ, 0^\circ)$, $(180^\circ, 90^\circ, 0^\circ)$, $(90^\circ, 90^\circ, 90^\circ)$, and $(180^\circ, 0^\circ, 0^\circ)$. The bond lengths of SiO and H₂ are fixed at their equilibrium distances. Symbols are ab initio energy points.

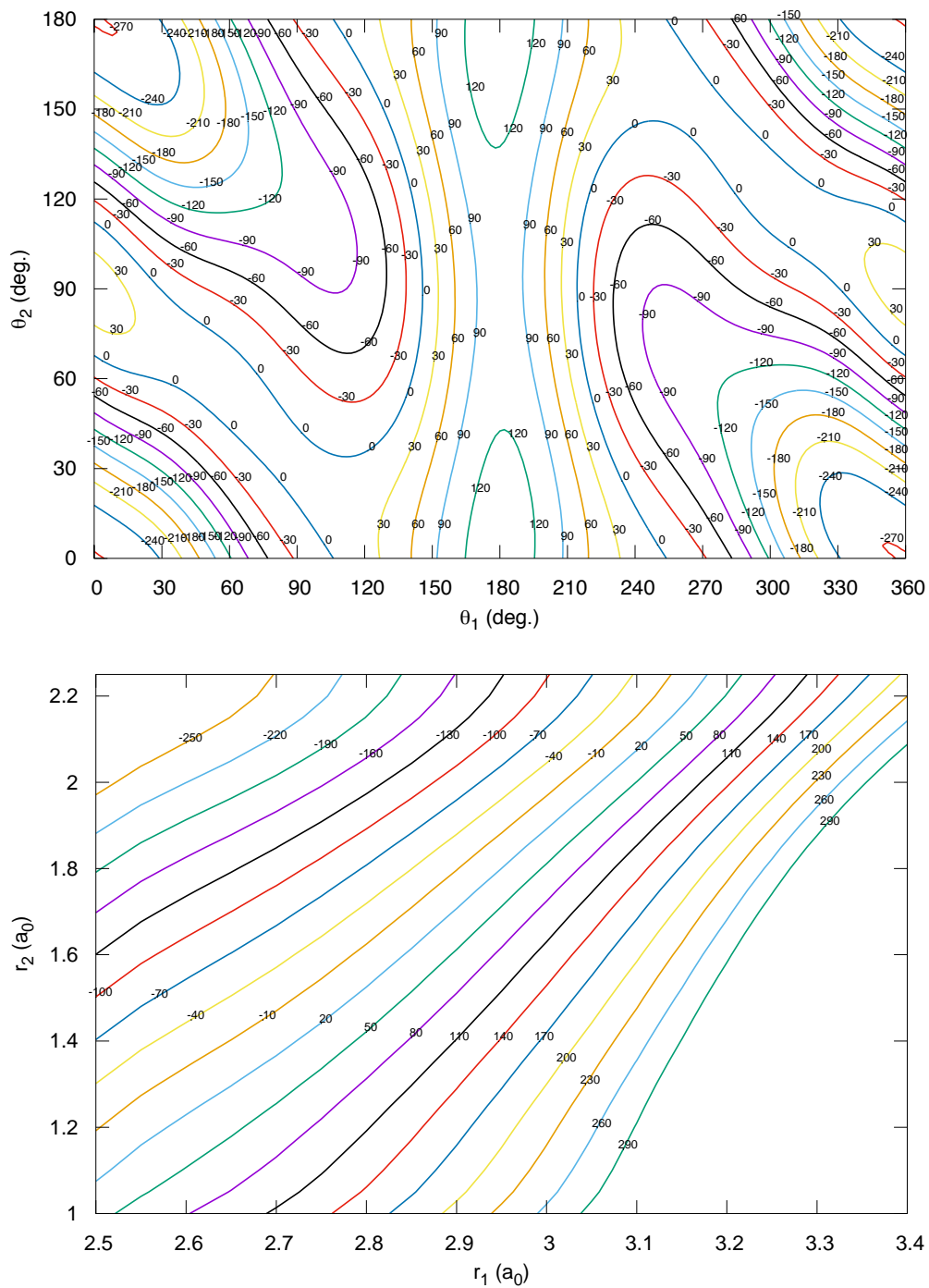


Figure 3: Contour plots of the potential VSioH2 as a function of θ_1 and θ_2 (Upper panel) for $r_1=2.8530 a_0$, $r_2=1.4011 a_0$, $R=7.5 a_0$, and $\phi=0^\circ$; and of r_1 and r_2 (Lower panel) for $R=6.5 a_0$ and $\theta_1 = \theta_2 = \phi=0^\circ$. Additional PES plots can be found in the Supporting Information.

$$V(R, r_1, r_2, \theta_1, \theta_2, \phi) = \sum_{\lambda_1 \lambda_2 \lambda_{12}} A_{\lambda_1 \lambda_2 \lambda_{12}}(r_1, r_2, R) Y_{\lambda_1 \lambda_2 \lambda_{12}}(\hat{r}_1, \hat{r}_2, \hat{R}), \quad (4)$$

with the bi-spherical harmonic function expressed as,

$$Y_{\lambda_1 \lambda_2 \lambda_{12}}(\hat{r}_1, \hat{r}_2, \hat{R}) = \sum_{m_{\lambda_1} m_{\lambda_2} m_{\lambda_{12}}} \langle \lambda_1 m_{\lambda_1} \lambda_2 m_{\lambda_2} | \lambda_{12} m_{\lambda_{12}} \rangle \times Y_{\lambda_1 m_{\lambda_1}}(\hat{r}_1) Y_{\lambda_2 m_{\lambda_2}}(\hat{r}_2) Y_{\lambda_{12} m_{\lambda_{12}}}^*(\hat{R}), \quad (5)$$

where $0 \leq \lambda_1 \leq 8$, $0 \leq \lambda_2 \leq 4$. Only even values of λ_2 contribute due to the homonuclear symmetry of H_2 .

A combined molecular state (CMS)⁵ notation, $(v_1 j_1 v_2 j_2)$ was applied to describe a combination of rovibrational states for SiO ($v_1 j_1$) and H_2 ($v_2 j_2$). The quantum numbers j and v denote the rotational and vibrational energy levels. The state-to-state rovibrational cross section can be expressed as a function of the collision energy E_c ,

$$\sigma_{v_1 j_1 v_2 j_2 \rightarrow v'_1 j'_1 v'_2 j'_2}(E_c) = \frac{\pi}{(2j_1 + 1)(2j_2 + 1)k^2} \times \sum_{j_{12} j'_{12} l l' J \epsilon_I} (2J + 1) |\delta_{v_1 j_1 v_2 j_2 l, v'_1 j'_1 v'_2 j'_2 l'} - S_{v_1 j_1 v_2 j_2 l, v'_1 j'_1 v'_2 j'_2 l'}^{J \epsilon_I}(E_c)|^2, \quad (6)$$

where $(v_1 j_1 v_2 j_2)$ and $(v'_1 j'_1 v'_2 j'_2)$ denote the initial and final CMSs, respectively. The wave vector $k = \sqrt{2\mu E_c / \hbar^2}$, and S is the scattering matrix. The quantum number l denotes the orbital angular momentum, the total angular momentum \vec{J} is given by $\vec{J} = \vec{l} + \vec{j}_{12}$, where $\vec{j}_{12} = \vec{j}_1 + \vec{j}_2$.

The total quenching cross section of SiO from initial state $(v_1 j_1 v_2 j_2) \rightarrow (v'_1; v'_2 j'_2)$ was obtained by summing the state-to-state quenching cross sections over the final rotational state of j'_1 of SiO in vibrational state v'_1 ,

$$\sigma_{v_1 j_1 v_2 j_2 \rightarrow v'_1; v'_2 j'_2}(E_c) = \sum_{j'_1} \sigma_{v_1 j_1 v_2 j_2 \rightarrow v'_1 j'_1 v'_2 j'_2}(E_c). \quad (7)$$

The state-to-state rate coefficients at a temperature T can be obtained by thermally averaging the corresponding integral cross sections over a Maxwellian kinetic energy distribution,

$$k_{v_1 j_1 v_2 j_2 \rightarrow v'_1 j'_1 v'_2 j'_2}(T) = \left(\frac{8}{\pi \mu \beta} \right)^{1/2} \beta^2 \int_0^\infty E_c \sigma_{v_1 j_1 v_2 j_2 \rightarrow v'_1 j'_1 v'_2 j'_2}(E_c) \exp(-\beta E_c) dE_c, \quad (8)$$

where μ is the reduced mass of the SiO-H₂ complex, $\beta = (k_B T)^{-1}$, and k_B is Boltzmann's constant.

Full-dimensional rovibrational scattering calculations were carried out using the TwoBC code⁴ in which the CC equations propagated for each value of R from 4 to 21.0 a_0 using the log-derivative matrix propagation method of Johnson.⁴¹ The number of Gauss-Hermite quadrature points N_{r_1} , N_{r_2} ; the number of Gauss-Legendre quadrature points in θ_1 and θ_2 , N_{θ_1} , N_{θ_2} ; and the number of Chebyshev quadrature points in ϕ , N_ϕ adopted to project out the expansion coefficients of the PES are listed in Table 1. For the monomer potentials, we used the results of Barton et al.⁴² for SiO and Schwenke⁴³ for H₂.

Results and Discussion

Pure rotational excitation

The rotational excitation and deexcitation cross sections of SiO by H₂ have been calculated for the process, SiO($v_1=0$, j_1)+H₂($v_2=0$, j_2) \rightarrow SiO($v'_1 = 0$, j'_1) + H₂($v'_2 = 0$, j'_2). The calculations were carried out in full-dimension with the VSioH2 PES and TwoBC code, with both SiO and H₂ being in their ground vibrational states $v_1 = v_2 = 0$. The initial rotational states of SiO are $j_1 = 0 - 5$, with collision energy ranging from 1 to 5000 cm⁻¹. The cross sections with respect to partial wave summation are converged to within $\sim 5\%$, which is ensured by varying the maximum number of partial waves considered (see Tabel

Table 1: Parameters used in the scattering calculations.

Basis set		$N_{\theta_1}(N_{\theta_2})$	N_{ϕ}	$N_{r_1}(N_{r_2})$	λ_1	λ_2	
6D Rotation							
para-H ₂ -SiO	$j_1 = 30, j_2 = 2$	12	8	18	8	4	(16, 30, 80, 230) ^b
ortho-H ₂ -SiO	$j_1 = 30, j_2 = 3$	12	8	18	8	4	(18, 32, 82, 232) ^b
6D Rovibration							
para-H ₂ -SiO	[(0,35;1,20)(0,2)] ^a	12	8	18	8	4	(16, 30, 80, 230) ^b
ortho-H ₂ -SiO	[(0,35;1,20)(0,3)] ^a	12	8	18	8	4	(18, 32, 82, 232) ^b

^a Basis set $[(v_1 = 0, j_{v_1=0}^{\max}; v_1 = 1, j_{v_1=1}^{\max})(v_2 = 0, j_{v_2=0}^{\max})]$ is presented by the maximum rotational quantum number $j_{v_1}^{\max}$ and $j_{v_2}^{\max}$ included in each relevant vibrational level v_1 and v_2 for SiO and H₂, respectively.

^b Maximum partial waves $J(J_{E_1}, J_{E_2}, J_{E_3}, J_{E_4})$ used in scattering calculations for collision energies $E_1=10$, $E_2=100$, $E_3=1000$, and $E_4=5000$ cm⁻¹, respectively.

1). The basis sets used in the scattering calculations are given in Table 1. Fig. 4 displays the state-to-state quenching cross section of SiO with para-H₂ ($j_2=0$) from initial $j_1=1, 3,$ and 5. It is seen that for all initial j_1 states, the state-to-state quenching cross sections are dominated by $\Delta j_1 = j'_1 - j_1 = -1$ transitions. The cross sections generally increase with increasing j'_1 with the smallest cross sections corresponding to transitions to $j'_1=0$ (largest Δj_1), following a typical exponential energy-gap law behavior. All of the cross sections display some resonances, particularly at collision energies below 20 cm⁻¹ due to quasibound states supported by the attractive part of the interaction potential. It is also found that the cross sections are comparable for ortho- and para-H₂ colliders.¹

Figs. 5 (a) and (b) illustrate total rotational quenching cross section of SiO with para- and ortho-H₂, respectively. It is seen that except for low collision energies below ~ 5 cm⁻¹, the total quenching cross sections increase with increasing initial j_1 . The resonances present in the state-to-state cross sections can also be observed in the total quenching cross sections.

State-to-state rate coefficients for temperatures between 5 and 1000 K were computed for SiO initial rotational states $j_1=1 - 5$. As an example, in Fig. 6 the state-to-state quenching rate coefficients from initial rotational states $j_1=1, 3,$ and 5 are displayed for SiO in collision with para-H₂ ($j_2=0$). Fig. 6 shows that for both colliders the rate coefficients decrease with increasing $|\Delta j_1| = |j'_1 - j_1|$ with $\Delta j_1 = -1$ being the dominant transitions. For all the selected initial states, the rate coefficients are generally flat except for some undulations due to resonances in the cross sections mostly for $\Delta j_1 = -1$ transitions.

To the best of our knowledge, there have been no published experimental cross sections or rate coefficients available for rotational transitions of SiO by collisions with H₂. Theoretical studies are also very limited. For SiO in collision with para-H₂ ($j_2=0$), pure rotational (de)excitation rate coefficients for some selected rotational levels are available, but they were computed using SiO-He PESs. Turner et al.²² calculated rotational excitation rate coefficients for SiO in collision with para-H₂($j=0$) using the coupled-states approximation

¹Figures for other initial states, as well as for ortho-H₂ colliders can be found in the Supporting Information.

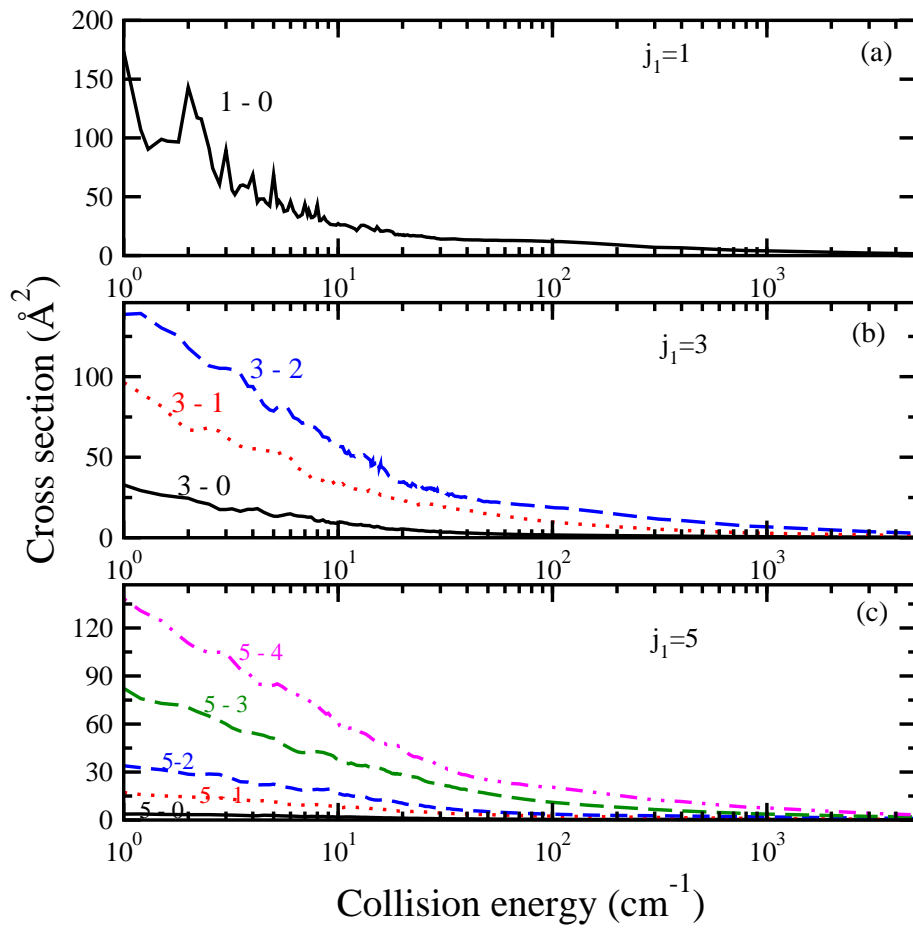


Figure 4: Rotational state-to-state de-excitation cross sections for $\text{SiO}(j_1) + \text{H}_2(j_2=1) \rightarrow \text{SiO}(j'_1) + \text{H}_2(j'_2=1)$, $j_1=1, 3$, and 5 , $j'_1 < j_1$.

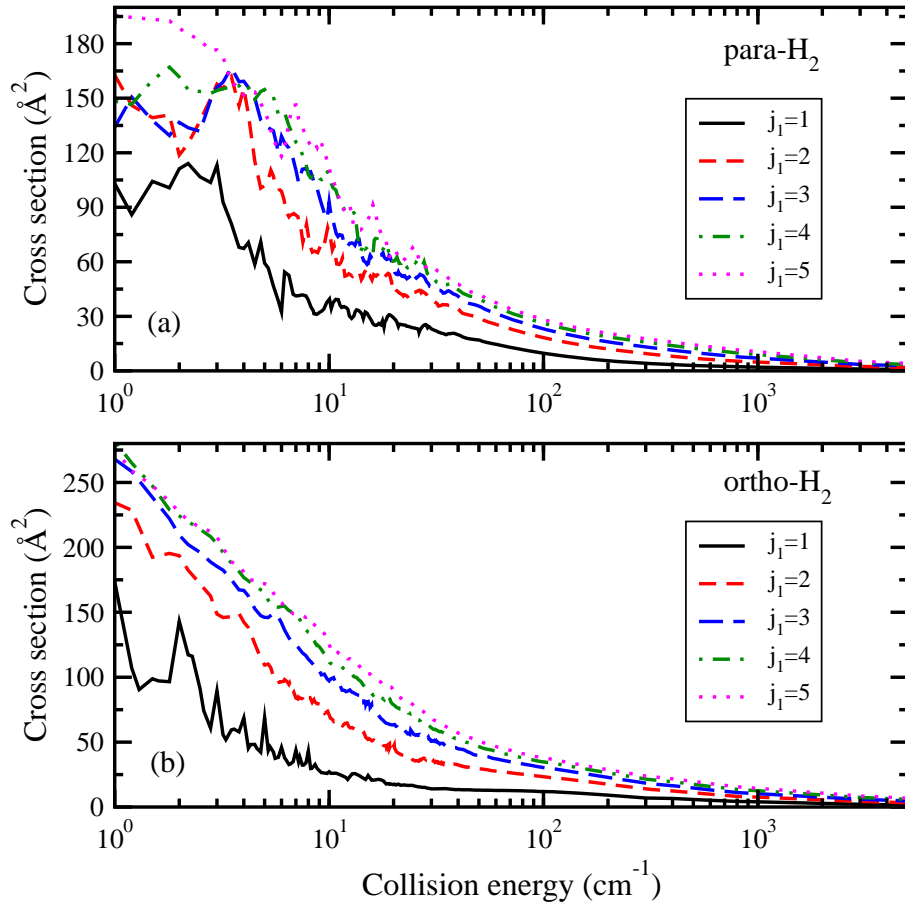


Figure 5: Total rotational de-excitation cross section for SiO from initial rotational states $j_1 = 1 - 5$ in collisions with (a) para-H₂($j_2=0$) and (b) ortho-H₂($j_2=1$).

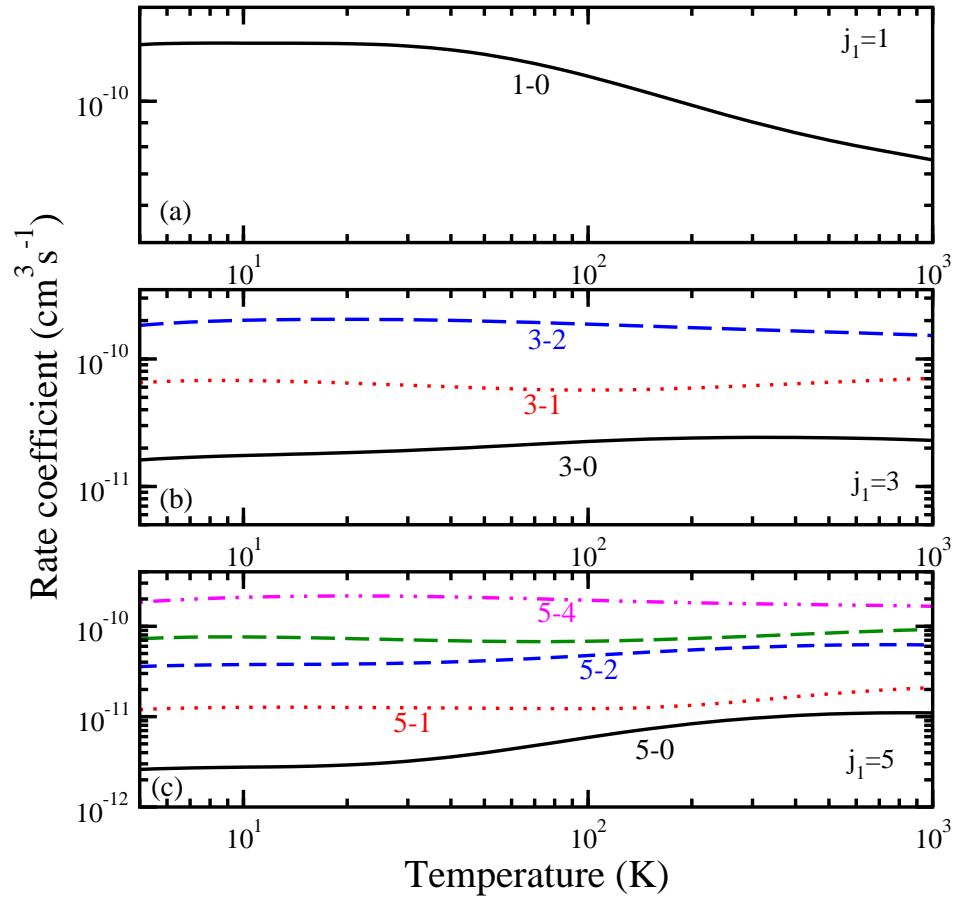


Figure 6: Rotational state-to-state de-excitation rate coefficients for $\text{SiO}(j_1) + \text{H}_2(j_2=0) \rightarrow \text{SiO}(j'_1) + \text{H}_2(j'_2=0)$, $j_1=1, 3$, and 5 , $j'_1 < j_1$.

and a SiO-He PES obtained from an electron gas model.²³ Dayou and Balana¹⁶ constructed a 2D SiO-He potential energy surface. This SiO-He PES was also used to compute rate coefficients for the rotational (de)excitation of SiO by collision with para-H₂ ($j_2=0$). Due to the assumed similarity of para-H₂ and He, the rate coefficient of SiO-para-H₂ ($j_2 = 0$) may also be estimated from the corresponding results for collision with He using the reduced mass scaling factor of 1.4.⁴⁴ As examples, we compare in Figs. 7 and 8 our accurate rotational rate coefficients with the approximate SiO-H₂ rate coefficients obtained using SiO-He PESs^{16,22} and mass scaling. One can see that there are significant differences between the current state-to-state rate coefficients and the approximate results. Our results are generally larger than the approximate ones, except for the deexcitation transitions $j_1 = 2 \rightarrow 0$, $4 \rightarrow 0$, and $4 \rightarrow 2$ of Turner et al. which become the largest at temperatures above ~ 60 K. It is also worth noting that the global minimum of the 2D SiO-He PES of Dayou and Balana¹⁶ is -26.596 cm^{-1} and is much shallower than the global well depth of VSioH2 PES. Therefore, the large discrepancies indicate that the use of an SiO-He PES or the simple mass scaling method are not suitable to estimate the rate coefficients of SiO with para-H₂, while a more accurate scaling method may be adopted.⁴⁵

Rovibrational quenching

The main focus of this work is actually on full-dimensional calculations of the state-to-state cross sections for SiO rovibrational transitions from $v_1=1$, $\text{SiO}(v_1=1, j_1)+\text{H}_2(v_2=0, j_2) \rightarrow \text{SiO}(v'_1 = 0, j'_1) + \text{H}_2(v'_2 = 0, j'_2)$. For collision energies ranging from 1 to 5000 cm^{-1} , the basis sets used in the scattering calculations are listed in Table 1. The state-to-state cross sections are summed over SiO final rotational levels $v'_1 = 0, j'_1$ to yield total vibrational quenching cross sections. In the present calculations, $j_1=0$ and $1, j'_1=0, 1, 2, \dots, 35$. $j_2=0$ for para-H₂ and 1 for ortho-H₂. Only the rotational transitions of H₂ are considered, the vibration of H₂ is fixed in the ground state $v_2 = v'_2 = 0$.

For illustration, Fig. 9 presents the state-to-state and total cross sections for quenching

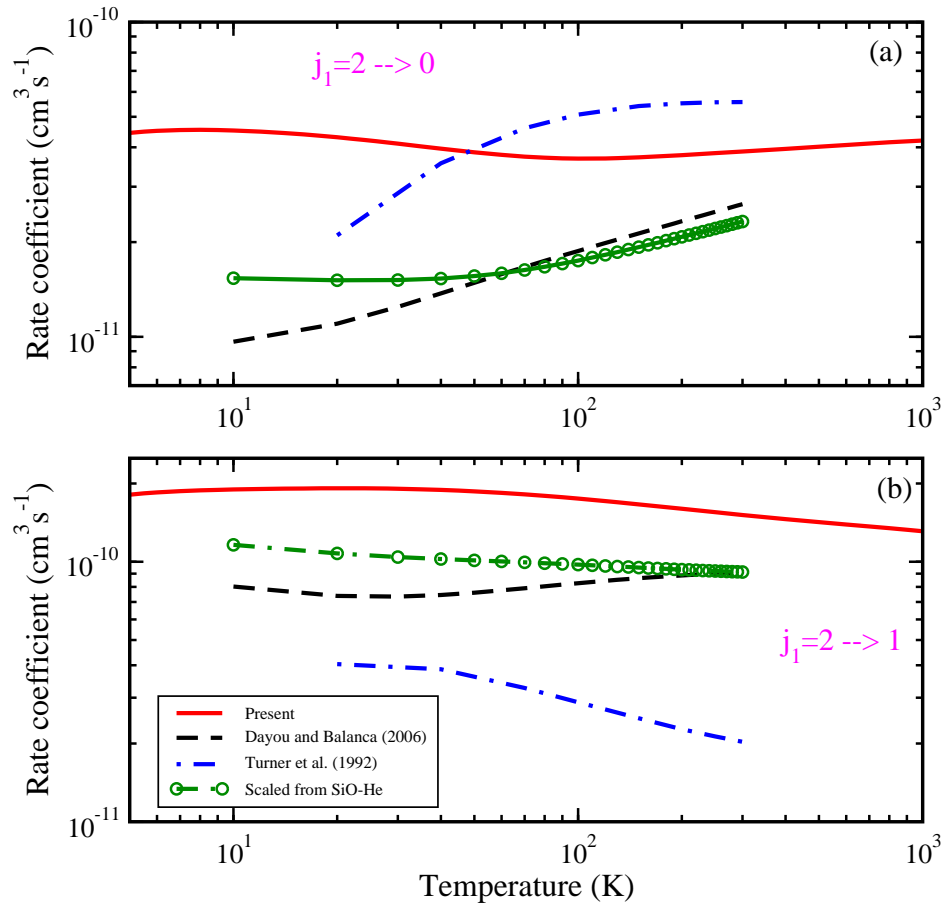


Figure 7: Comparison of current state-to-state rotational quenching rate coefficients with previous approximate results from Refs. [16,22] and obtained from reduced mass scaling of SiO. Transitions are from $j_1=2$ to $j'_1=0$ and 1, and the collider is para-H₂.

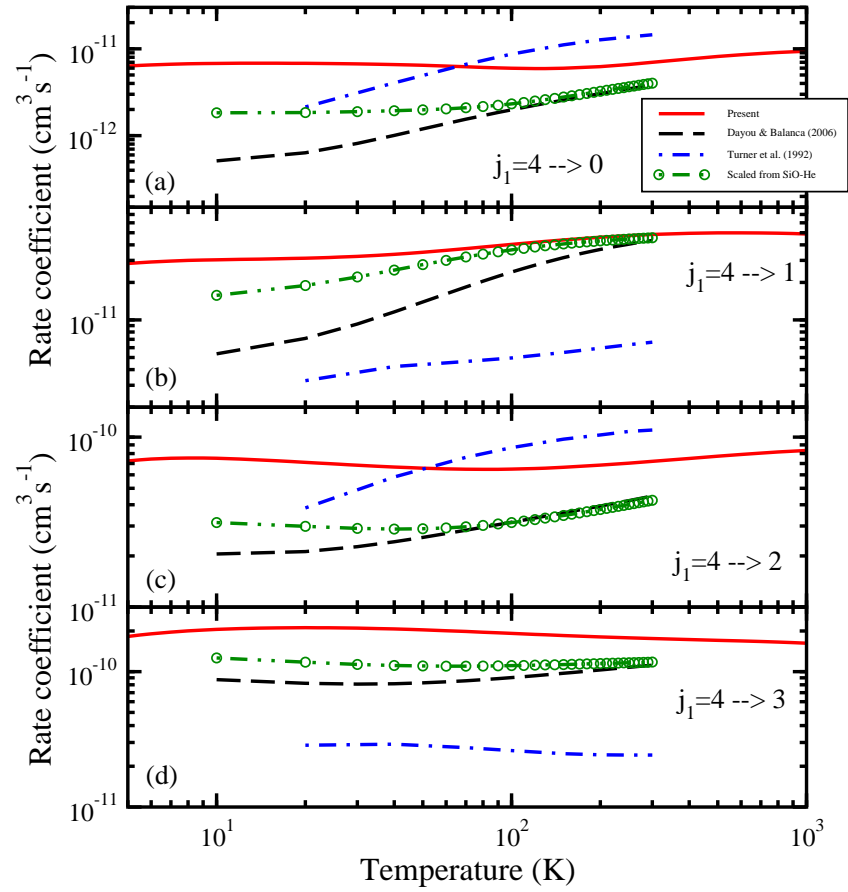


Figure 8: Same as Fig.7, except that the rotational transitions of SiO are from $j_1=4$ to $j'_1=0, 1, 2$ and 3 .

from initial CMS (1000) into different final SiO rotational levels in $v'_1 = 0$, where we show only $j'_1=0, 5, \dots, 30, j_2 = 0 \rightarrow j'_2=0$. It can be seen that for para-H₂ collider the cross sections present a large number of resonances at energies between 1.0 and 200 cm⁻¹, the resonances extend to larger collision energy with increasing j'_1 . In general, when the collision energies exceed the van der Waals well depth, the state-to-state and total quenching cross sections increase with increasing collision energy. As shown in Fig. 9, for the case of para-H₂, the cross section to $j'_1=5$ dominates at energies below ~ 200 cm⁻¹, then the cross section to $j'_1=10$ becomes the largest for collision energy above 200 cm⁻¹. At $E_c=5000$ cm⁻¹, the cross section to $j'_1=0$ is the smallest, while the cross section to $j'_1=30$ becomes the largest. Cross sections for $j'_1=20, 25$, and 30 are several orders of magnitude smaller than the other transitions shown in Fig. 9 for energies below 500 cm⁻¹. The cross sections for ortho-H₂ show similar behavior (see Supporting Information).

To show the effect of vibrational excitation on pure rotational cross sections, in Fig.10 we compare cross section in $v_1=0$ and $v_1=1$ states. The rotational excitations are from $j_1=0$ to $j'_1=1, 2, 3$, and 4. It can be seen that the pure rotational cross sections are nearly identical for $v_1 = 0$ and 1, except that cross sections for $v_1 = 0$ show strong resonances at low energy. In other words, vibrational excitation has little effect on pure rotational transitions, which might be expected due to the harmonic behavior of the monomer SiO potential.

The vibrational quenching cross sections from initial states (1100) and (1101) are also calculated, in which the excited $j_1=1$ levels are considered. Fig. 11 (a) illustrates the energy dependence of the total $v_1 = 1 \rightarrow v'_1 = 0$ quenching cross section with para-H₂ from CMSs (1000) and (1100) for H₂ elastic ($j_2 = 0 \rightarrow j'_2 = 0$) and inelastic ($j_2 = 0 \rightarrow j'_2 = 2$) transitions. The total quenching cross sections from (1000) and (1100) show some differences for energies less than 40 cm⁻¹, in particular due to different resonance behavior. However, the total quenching cross sections are nearly identical for energies above 40 cm⁻¹, which is likely due to the small energy difference between $j_1=0$ and $j_1=1$. The cross section corresponding to inelastic H₂ transition $j_2 = 0 \rightarrow 2$ are about one order of magnitude smaller than that for

elastic H₂ transition for energies below 100 cm⁻¹. From Fig. 11 (b) it can be observed that, for the collision with ortho-H₂ the total vibrational quenching cross sections from initial CMSs (1001) and (1101) show similar behavior. The cross section with an elastic H₂ transition dominates, while the cross sections for $j_2 = 1 \rightarrow 3$ are about two times smaller than the H₂ rotation preserving $j_2 = 1 \rightarrow 1$ transition. Furthermore, the difference becomes larger with increasing energy, therefore the cross section for the $j_2 = 1 \rightarrow 3$ transition can be neglected at high collision energies.

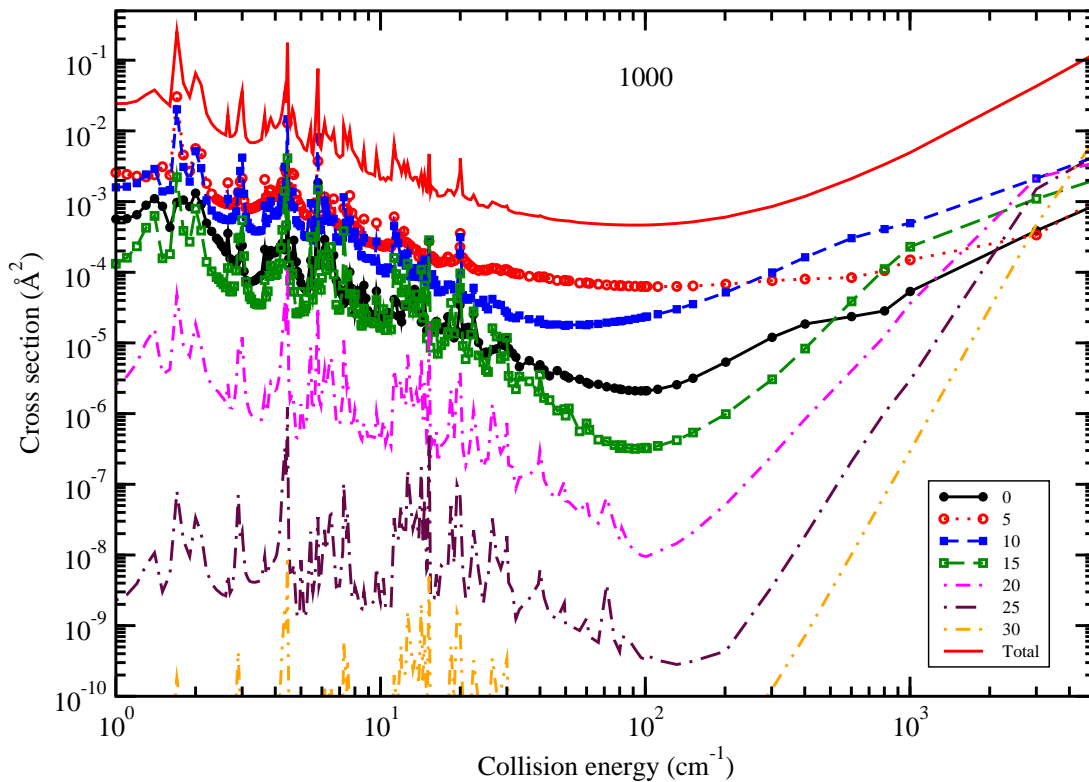


Figure 9: State-to-state and total vibrational quenching cross section for SiO in collisions with para-H₂ with H₂ elasticity ($j_2 = 0 \rightarrow 0$). The initial state is (1000) and final states are $v'_1 = 0, j'_1 = 0, 5, 10, \dots, 30$.

The state-to-state and total vibrational quenching rate coefficients are obtained by thermally averaging corresponding cross sections over a Maxwellian distribution of kinetic energy.

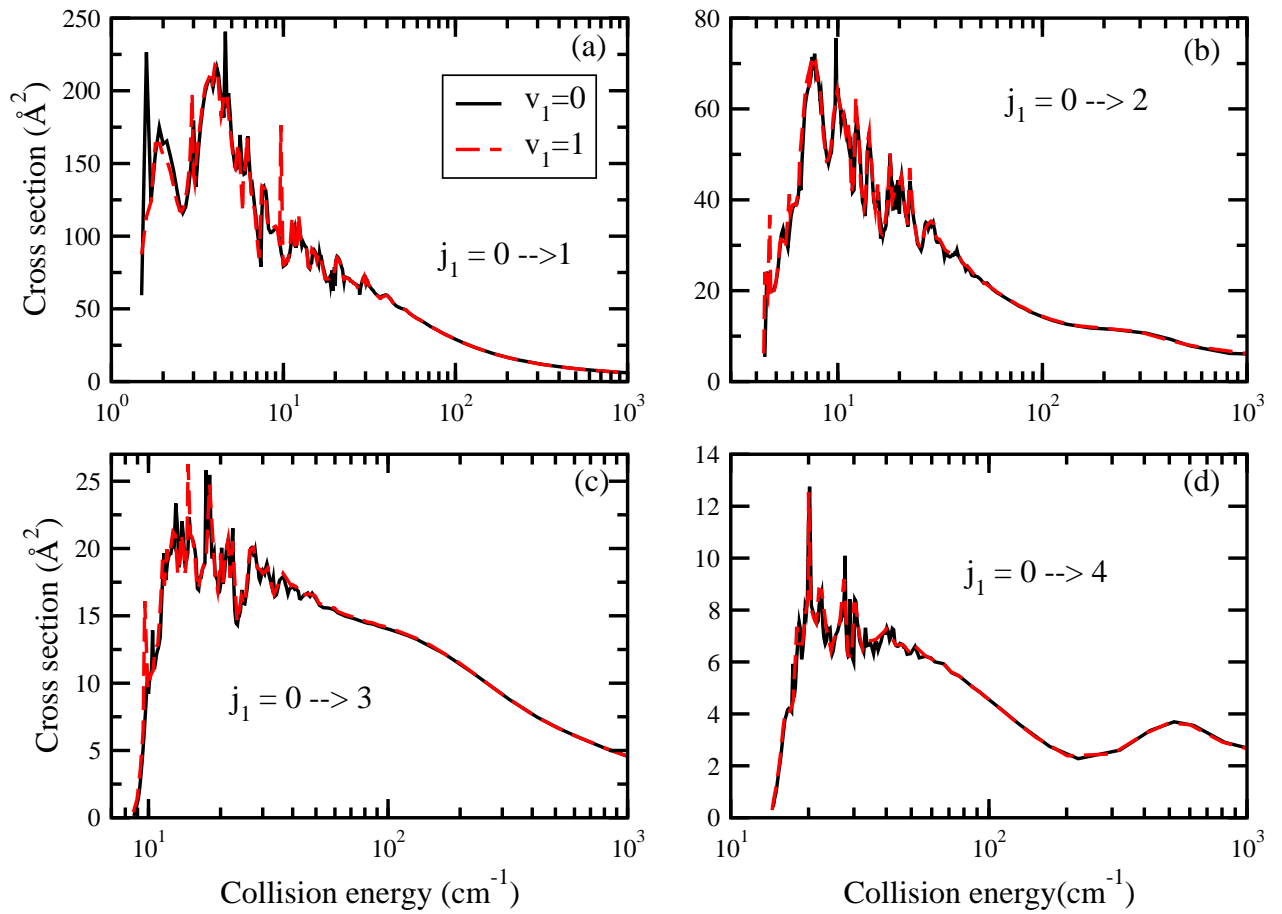


Figure 10: Rotational excitation cross section from $j_1=0$ to $j_1'=1, 2, 3,$ and 4 of SiO in collisions with para- H_2 . For each transition, the comparison is made between $v_1 = 0$ and $v_1 = 1$.

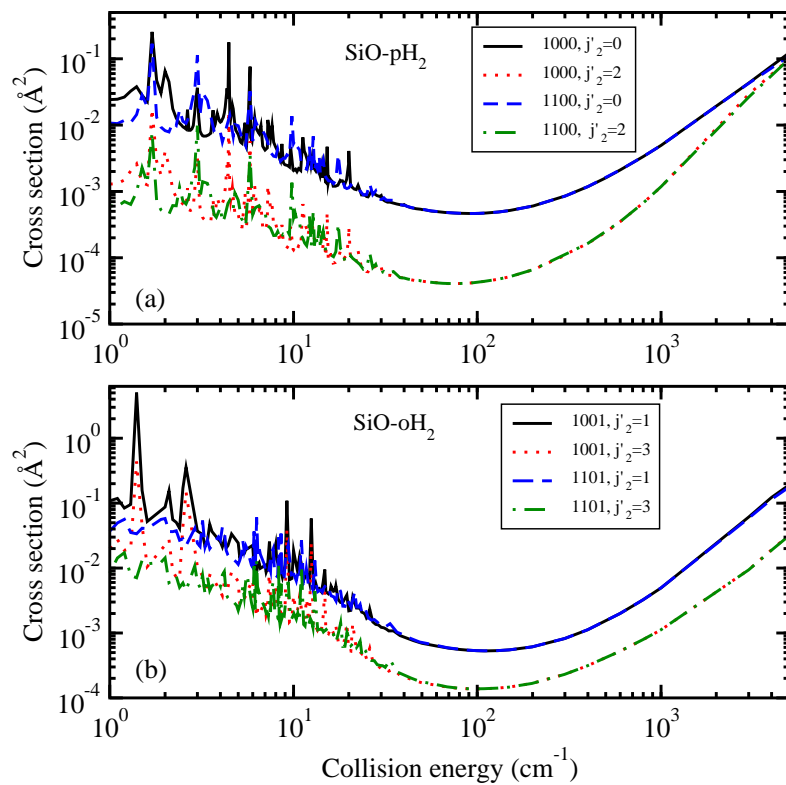


Figure 11: Total vibrational quenching cross sections for SiO in collisions with H₂. (a) Initial states (1000) and (1100), final $j'_2=0$ and 2; (b) initial states (1001) and (1101), $j'_2=1$ and 3.

There are no published theoretical or experimental rate coefficients available.

As an illustration, we present the total rate coefficients for vibrational quenching from (1000) to ($v_1' = 0$) in collisions with para- H_2 ($j_2'=0$ and 2) and from (1001) to ($v_1' = 0$) with ortho- H_2 ($j_2'=1$ and 3) as displayed in Fig. 12. It can be seen that the total quenching rate coefficients of SiO with H_2 show similar trends to that presented for the total quenching cross sections in Fig. 11. Fig. 12 (a) shows that for SiO with para- H_2 , the total vibrational quenching rate coefficients for $\Delta j_2 = 0$ are nearly an order of magnitude larger than the results for $\Delta j_2 = 2$, between 5 and ~ 100 K the rate coefficients generally decrease weakly with increasing temperature. For temperatures above ~ 100 K, the rate coefficients generally increase with increasing temperature. As shown in Fig. 12 (b), the trends for ortho- H_2 are very similar to those noted for para- H_2 collisions. The total vibrational quenching rate coefficients for $\Delta j_2 = 0$ are nearly three times larger than the results for $\Delta j_2 = 2$.

In Fig. 12 we also compare to results for CO- H_2 (Ref.8) where it is shown that for the same transitions, CO- H_2 rate coefficients are typically ~ 2 -3 orders of magnitude smaller than those of SiO- H_2 . The large magnitude of SiO- H_2 rate coefficients are likely related to the fact that the SiO- H_2 PES is more anisotropic. Further, the overall magnitude of the cross sections increases with increasing global well depth: 93.1(CO- H_2) and 279.5 cm^{-1} (SiO- H_2). The vast difference between the CO and SiO rate coefficients suggests that scaling arguments based on chemical similarities (see Ref. [46]) should be used with caution.

Astrophysical Applications

Emission from interstellar molecular species are used to probe the physical and chemical conditions of the ISM. In particular, observations of rotational and vibrational transitions can provide information on elemental abundances, gas temperature, radiation field, and other local parameters. Since molecular hydrogen is the most abundant species in most cool astrophysical environments, it is usually the dominant collider for molecular emission. While

SiO is one of the dominant silicon-containing molecules, elemental silicon is highly depleted onto dust grains in most environments. Nevertheless, SiO emission, including maser lines, have been observed. SiO was first detected by observing the $j_1 = 3 - 2$ transition near 130.2 GHz with the 11 m Kitt Peak telescope toward Sgr B2(OH).¹³ de Vicente et al.⁴⁷ presented observational results of $^{28}\text{SiO } v_1 = 0, j_1 = 1 - 0$ line emission from 28 evolved stars. Wang et al.⁴⁸ detected SiO $j_1 = 2 - 1$ ($v_1 = 3$) mega-maser at 85.038 GHz near the center of Seyfert 2 galaxy NGC 1068 with the IRAM 30-m telescope. Using the Mopra Telescope of the Australia Telescope National Facility, Indermuehle and McIntosh⁴⁹ measured SiO spectra from the $v_1 = 1, j_1 = 1 - 0$ and the $v_1 = 1, j_1 = 2 - 1$ transitions. Desmurs et al.⁵⁰ reported observations of the $v_1 = 1, v_1 = 2$, and $v_1 = 3$ $j_1 = 1 - 0$ maser transitions of SiO in several asymptotic giant branch (AGB) stars using very long baseline interferometry. Two new SiO maser sources, in the high-mass star-forming regions G19.61-0.23 and G75.78+0.34, were detected by Cho et al.,⁵¹ though SiO masers are rare in star-forming regions.

Since silicon is depleted onto grains, it is not detected in protoplanetary disks, though CO is. It is proposed,⁵² however, that in the outflows of young stellar objects (YSOs), that the grains are disrupted, allowing for the formation of SiO. Observations of SiO may therefore be used to distinguish between the outflow and disk of an YSO. In particular, SiO vibrational emission may trace the wide-angle wind outflow.

However, modeling such spectra requires collisional rate coefficients due to collision by the most abundant species H_2 , H, and He. Since, it is difficult to measure collisional rate coefficients, astrophysical modeling mainly relies on theoretical results. In previous studies discussed above, approximate SiO-para- H_2 rate coefficients, which were obtained using an SiO-He PES were adopted, will lead to significant modeling uncertainty. The current collisional rate coefficients, therefore, will be critical to advance astrophysical modeling of SiO observations.

Summary

Full-dimensional quantum close-coupling calculations of rotational and vibrational quenching of SiO in collision with para-H₂ ($j_1=0$) and ortho-H₂ ($j_1=1$) have been performed for the first time. The considered initial rotational states of SiO are $j_1=1-5$ in $v_1 = 0$ and $j_1=0$ and 1 in $v_1 = 1$ for collisions with para-H₂ ($j_2 = 0, 2$) and ortho-H₂ ($j_2 = 1, 3$). The scattering calculations were carried out on a 6D SiO-H₂ interaction potential surface computed using high-level ab initio theory and fitted with an invariant polynomial approach. Pure rotational quenching rate coefficients of SiO in collision with para-H₂ were compared with previous approximate results obtained using SiO-He potentials or mass-scaling methods. State-to-state and total quenching cross sections from the SiO vibrational state $v_1 = 1$ show resonance structures at intermediate energies for both para-H₂ and ortho-H₂. The state-to-state rate coefficients for both rotational and vibrational quenching were computed for temperatures ranging from 5 to 1000 K. Calculations of quenching from higher excited rotational and vibrational states of SiO are in progress. The current calculations together with large-scale coupled-states (CS) approximation¹² results will be essential in the construction of a database of SiO rotational and vibrational quenching rate coefficients urgently needed for astrophysical modeling.^{18-20,53}

Supporting Information Available

The following files are available free of charge.

- Fig. S1. Anisotropy of the VSiOH₂ PES for $R= 6.0, 6.5, 7.0,$ and $8.0 a_0$.
- Fig. S2. Rotational state-to-state de-excitation cross sections for SiO with para-H₂, $j_1=1, 3,$ and 5 .
- Fig. S3. Rotational state-to-state de-excitation cross sections for SiO with para-H₂, $j_1= 2$ and 4 .

- Fig. S4. Rotational state-to-state de-excitation cross sections for SiO with ortho-H₂, $j_1=2$ and 4.
- Fig. S5. Rotational state-to-state de-excitation rate coefficients for SiO with ortho-H₂, $j_1=1, 3,$ and 5.
- Fig. S6. State-to-state and total vibrational quenching cross section for SiO in collisions with ortho-H₂.
- Fig. S7. Comparison of the distributions of final rotational levels in $v'_1 = 0$ quenching from CMSs (1000) and (1001) at $E_c=1.0, 10.0,$ and 100.0 cm^{-1} .
- Fig. S8. State-to-state and total vibrational quenching rate coefficients for SiO in collisions with ortho-H₂.
- A Fortran subroutine for generating the 6D VSiOH₂ PES is available to download.

AUTHOR INFORMATION

Corresponding Author

*E-mail: yang@physast.uga.edu

Notes

The authors declare no competing financial interest.

ACKNOWLEDGMENTS

Work at UGA and Emory was supported by NASA grant NNX16AF09G, at UNLV by NSF Grant No. PHY-1505557, and at Penn State by NSF Grant No. PHY-1503615. B. McLaughlin acknowledges the University of Georgia for travel funding and Queens University Belfast

for the award of a research fellowship. This study was supported in part by resources and technical expertise from the UGA Georgia Advanced Computing Resource Center (GACRC), and UNLV National Supercomputing Institute & Dedicated Research Network. We thank Shan-Ho Tsai (GACRC), Jeff Deroshia (UGA Department of Physics and Astronomy), and Ron Young (UNLV) for computational assistance. Portions of the potential surface calculations were performed at the National Energy Research Scientific Computing Center (NERSC) in Berkeley, CA, USA and at the High Performance Computing Center Stuttgart (HLRS) of the University of Stuttgart, Stuttgart, Germany, where grants of time are gratefully acknowledged.

References

- (1) Flower, D. *Molecular Collisions in the Interstellar Medium*, 2nd ed.; Cambridge University Press, Cambridge, 2011.
- (2) Takayanagi, K. The production of rotational and vibrational transitions in encounters between molecules. *Adv. At. Mol. Phys.* **1965**, 1, 149-194.
- (3) Pogrebnya, S. K.; Clary, D. C. A full-dimensional quantum dynamical study of vibrational relaxation in H_2+H_2 . *Chem. Phys. Lett.* **2002**, 363, 523-528.
- (4) Krems, R. V. *TwoBC - quantum scattering program*, University of British Columbia, Vancouver, Canada, 2006.
- (5) Quéméner, G.; Balakrishnan, N. Quantum calculations of $\text{H}_2\text{-H}_2$ collisions: From ultracold to thermal energies. *J. Chem. Phys.* **2009**, 130, 114303.
- (6) Santos, S. F. dos; Balakrishnan, N.; Lepp, S.; Quéméner, G.; Forrey, R. C.; Hinde, R. J.; Stancil, P. C. Quantum dynamics of rovibrational transitions in $\text{H}_2\text{-H}_2$ collisions: Internal energy rotational angular momentum conservation effects. *J. Chem. Phys.* **2011**, 134, 214303.

- (7) Santos, S. F. dos; Balakrishnan, N.; Forrey, R. C.; Stancil, P. C. Vibration-vibration and vibration-translation energy transfer in H₂-H₂ collisions: A critical test of experiment with full-dimensional quantum dynamics. *J. Chem. Phys.* **2013**, 138, 104302.
- (8) Yang, B. H.; Zhang, P.; Wang, X.; Stancil, P. C.; Bowman, J. M.; Balakrishnan, N.; Forrey, R. C. Quantum dynamics of CO-H₂ in full dimensionality. *Nat. Commun.* **2015**, 6, 6629.
- (9) Yang, B. H.; Balakrishnan, N.; Zhang, P.; Wang, X.; Bowman, J. M.; Forrey, R. C.; Stancil, P. C. Full-dimensional quantum dynamics of CO in collision with H₂. *J. Chem. Phys.* **2016**, 145, 034308.
- (10) Yang, B. H.; Wang, X.; Stancil, P. C.; Bowman, J. M.; Balakrishnan, N.; Forrey, R. C. Full-dimensional quantum dynamics of rovibrationally inelastic scattering between CN and H₂. *J. Chem. Phys.* **2016**, 145, 224307.
- (11) Bohr, A.; Paolini, S.; Forrey, R. C.; Balakrishnan, N.; Stancil, P. C. A full-dimensional quantum dynamical study of H₂+H₂ collisions: Coupled-states versus close-coupling formulation. *J. Chem. Phys.* **2014**, 140, 064308.
- (12) Forrey, R. C.; Yang, B. H.; Stancil, P. C.; Balakrishnan, N. Mutual vibrational quenching in CO + H₂ collisions. *Chem. Phys.* **2015**, 462, 71-78.
- (13) Wilson, R. W.; Penzias, A. A.; Jefferts, K. B.; Kutner, M.; Thaddeus, P. Discovery of Interstellar Silicon Monoxide. *Astrophys. J.* **1971**, 167, L97.
- (14) Fonfría, J. P.; Fernández-López, M.; Agúndez, M.; Sánchez-Contreras, C.; Curiel, S.; Cernicharo, J. The complex dust formation zone of the AGB star IRC+10216 probed with CARMA 0.25 arcsec angular resolution molecular observations. *Mon. Not. R. Astron. Soc.* **2014**, 445, 3289-3308.

- (15) Tercero, B.; Vincent, L.; Cernicharo, J.; Viti, S.; Marcelino, N. A line-confusion limited millimeter survey of Orion KL. II. Silicon-bearing species. *Astron. Astrophys.* **2011**, 528, A26
- (16) Dayou, F.; Balança, C. Rotational excitation of SiO by collisions with helium. *Astron. Astrophys.* **2006**, 459, 297-305.
- (17) Prieto, L. V.; Contreras, C. S.; Cernicharo, J.; Agúndez, M.; Quintana-Lacaci, G.; Bujarrabal, V.; Alcolea, J.; Balança, C.; Herpin, F.; Menten, K. M.; Wyrowski, F. The millimeter IRAM-30m line survey toward IK Tauri. *Astron. Astrophys.* **2017**, 597, A25.
- (18) Agúndez, M.; Fonfría, J. P.; Cernicharo, J.; Kahane, C.; Daniel, F.; Guélin, M. Molecular abundances in the inner layers of IRC +10216. *Astron. Astrophys.* **2012**, 543, A48.
- (19) Justtanont, K.; Khouri, T.; Maercker, M.; Alcolea, J.; Decin, L.; Olofsson, H.; Schöier, F. L.; Bujarrabal, V.; Marston, A. P.; Teyssier, D. et al. Herschel/HIFI observations of O-rich AGB stars: molecular inventory. *Astron. Astrophys.* **2012**, 537, A144.
- (20) Matsuura, M.; Yates, J. A.; Barlow, M. J.; Swinyard, B. M.; Royer, P.; Cernicharo, J.; Decin, L.; Wesson, R.; Polehampton, E. T.; Blommaert, J. A. D. L. et al. Herschel SPIRE and PACS observations of the red supergiant VY CMa: analysis of the molecular line spectra. *Mon. Not. R. Astron. Soc.* **2014**, 437, 532-546.
- (21) Balança, C.; Dayou, F. Ro-vibrational excitation of SiO by collision with helium at high temperature. *Mon. Not. R. Astron. Soc.* **2017**, 469, 1673-1681.
- (22) Turner, B. E.; Chan, K.-W.; Green, S.; Lubowich, D. A. Tests of shock chemistry in IC 443G. *Astrophys. J.* **1992**, 399, 114-133.
- (23) Bieniek, R. J.; Green, S. Electron-gas He-SiO potential hypersurface for vibrational-rotational excitations through collisions. *Chem. Phys. Lett.* **1981**, 84, 380-384.

- (24) Braams, B. J.; Bowman, J. M. Permutationally invariant potential energy surfaces in high dimensionality. *Int. Rev. Phys. Chem.* **2009**, 28, 577-606.
- (25) Werner, H.-J.; Knowles, P. J.; Knizia, G.; Manby, F. R.; Schütz, M. Molpro: a general purpose quantum chemistry program package. *WIREs Comput. Mol. Sci.* **2012**, 2, 242-253.
- (26) Werner, H.-J.; Knowles P. J.; Knizia G.; Manby F. R.; Schütz M.; Celani P.; Györffy W.; Kats D.; Korona T.; Lindh R. et al. MOLPRO, version 2010.1, a package of ab initio programs, <http://www.molpro.net>.
- (27) Adler, T. B.; Knizia, G.; Werner, H.-J. A simple and efficient CCSD(T)-F12 approximation. *J. Chem. Phys.* **2007**, 127, 221106.
- (28) Werner, H.-J.; Adler, T. B.; Manby, F. R. General orbital invariant MP2-F12 theory. *J. Chem. Phys.* **2007**, 126, 164102.
- (29) Kendall, R. A.; Dunning Jr., T. H. Electron affinities of the first-row atoms revisited. Systematic basis sets and wave functions. *J. Chem. Phys.* **1992**, 96, 6796-6806.
- (30) Peterson, K. A.; Dunning Jr., T. H. Accurate correlation consistent basis sets for molecular core-valence correlation effects. The second row atoms Al-Ar, and the first row atoms B-Ne revisited, *J. Chem. Phys.* **2002**, 117, 10548-10560.
- (31) Weigend, F.; Köhn, A.; Hättig, C. Efficient use of the correlation consistent basis sets in resolution of the identity MP2 calculations. *J. Chem. Phys.* **2002**, 116, 3175-3183.
- (32) Hättig, C. Optimization of auxiliary basis sets for RI-MP2 and RI-CC2 calculations: Core-valence and quintuple- ζ basis sets for H to Ar and QZVPP basis sets for Li to Kr. *Phys. Chem. Chem. Phys.* **2005**, 7, 59-66.
- (33) EMSL basis set exchange, <https://bse.pnl.gov/bse/portal>

- (34) Boys, S. F.; Bernardi, F. The calculation of small molecular interactions by differences of separate total energies - some procedures with reduced errors. *Mol. Phys.* **1970**, 19, 553-566.
- (35) Feller, D.; Peterson, K. A.; Hill, J. G. Calibration study of the CCSD(T)-F12a/b methods for C₂ and small hydrocarbons. *J. Chem. Phys.* **2010**, 133, 184102.
- (36) Bowman, J. M.; Braams, B. J.; Carter, S.; Chen, C.; Czako, G.; Fu, B.; Huang, X.; Kamarchik, E.; Sharma, A. R.; Shepler, B. C. et al. Ab-initio-based potential energy surfaces for complex molecules and molecular complexes. *J. Phys. Chem. Lett.* **2010**, 1, 1866-1874.
- (37) Xie, Z.; Bowman, J.M. Permutationally invariant polynomial basis for molecular energy surface fitting via monomial symmetrization. *J. Chem. Theory Comput.* **2010**, 6, 26-34. See <https://scholarblogs.emory.edu/bowman/msa/>.
- (38) Green, S. Rotational excitation in H₂-H₂ collisions - close-coupling calculations. *J. Chem. Phys.* **1975**, 62, 2271-2277.
- (39) Alexander, M. H.; DePristo, A. E. Symmetry considerations in quantum treatment of collisions between two diatomic-molecules. *J. Chem. Phys.* **1977**, 66, 2166-2172.
- (40) Zarur, G.; Rabitz, H. Effective potential formulation of molecule-molecule collisions with application to H₂-H₂. *J. Chem. Phys.* **1974**, 60, 2057-2078.
- (41) Johnson, B. R. Multichannel log-derivative method for scattering calculations. *J. Comp. Phys.* **1973**, 13, 445-449.
- (42) Barton, E. J.; Yurchenko, S. N.; Tennyson, J. ExoMol line lists - II. The ro-vibrational spectrum of SiO. *Mon. Not. R. Astron. Soc.* **2013**, 434, 1469-1475.
- (43) Schwenke, D. W. Calculations of rate constants for the three-body recombination of H₂ in the presence of H₂. *J. Chem. Phys.* **1988**, 89, 2076-2091.

- (44) Schöier, F. L.; van der Tak, F. F. S.; van Dishoeck, E. F.; Black, J. H. An atomic and molecular database for analysis of submillimetre line observations. *Astron. Astrophys.* **2005**, 432, 369-379.
- (45) Walker, K. M.; Yang, B. H.; Stancil, P. C.; Balakrishnan, N.; Forrey, R. C. On the Validity of Collider-mass Scaling for Molecular Rotational Excitation. *Astrophys. J.* **2014**, 790, 96.
- (46) van der Tak, F. From The Molecular Universe, Proc. IAU Symp. 280, ed. J. Cernicharo & R. Bachiller; Cambridge Univ. Press: Cambridge, U.K., 2011.
- (47) de Vicente, P.; Bujarrabal, V.; Díaz-Pulido, A.; Albo, C.; Alcolea, J.; Barcia, A.; Barbas, L.; Bolaño, R.; Colomer, F.; Diez, M. C. et al. $^{28}\text{SiO } v = 0 J = 1 - 0$ emission from evolved stars. *Astron. Astrophys.* **2016**, 589, A74.
- (48) Wang, J.; Zhang, J.; Gao, Y.; Zhang, Z.-Y.; Li, D.; Fang, M.; Shi, Y. SiO and CH₃OH mega-masers in NGC 1068. *Nat. Commun.* **2014**, 5, 5449.
- (49) Indermuhle, B. T.; McIntosh, G. C. A phase-dependent comparison of the velocity parameters of SiO $v = 1, J = 1 - 0$ and $J = 2 - 1$ maser emission in long-period variables. *Mon. Not. R. Astron. Soc.* **2014**, 441, 3226-3230.
- (50) Desmurs, J.-F.; Bujarrabal, V.; Lindqvist, M.; Alcolea, J.; Soria-Ruiz, R.; Bergman, P. SiO masers from AGB stars in the vibrationally excited $v = 1, v = 2$, and $v = 3$ states. *Astron. Astrophys.* **2014**, 565, A127.
- (51) Cho, S.-H.; Yun, Y.; Kim, J.; Liu, T.; Kim, K.-T.; Choi, M. Two New SiO Maser Sources in High-Mass Star-forming Regions. *Astrophys. J.* **2016**, 826, 157.
- (52) Tan, J. C.; Beltrán, M. T.; Caselli, P.; Fontani, F.; Fuente, A.; Krumholz, M. R.; McKee, C. F.; Stolte, A. Massive Star Formation. *Protostars and Planets VI*, ed. Buether,

H., Klessen, R. S., Dullemond, C. P., and Henning, T., University of Arizona Press, **2014**, 149-172.

(53) Zhang, Z.; Stancil, P. C.; Cumbee, R. C.; Ferland, G. J. Ro-vibrational analysis of SiO. *Mon. Not. R. Astron. Soc.* **2017**, to be submitted.

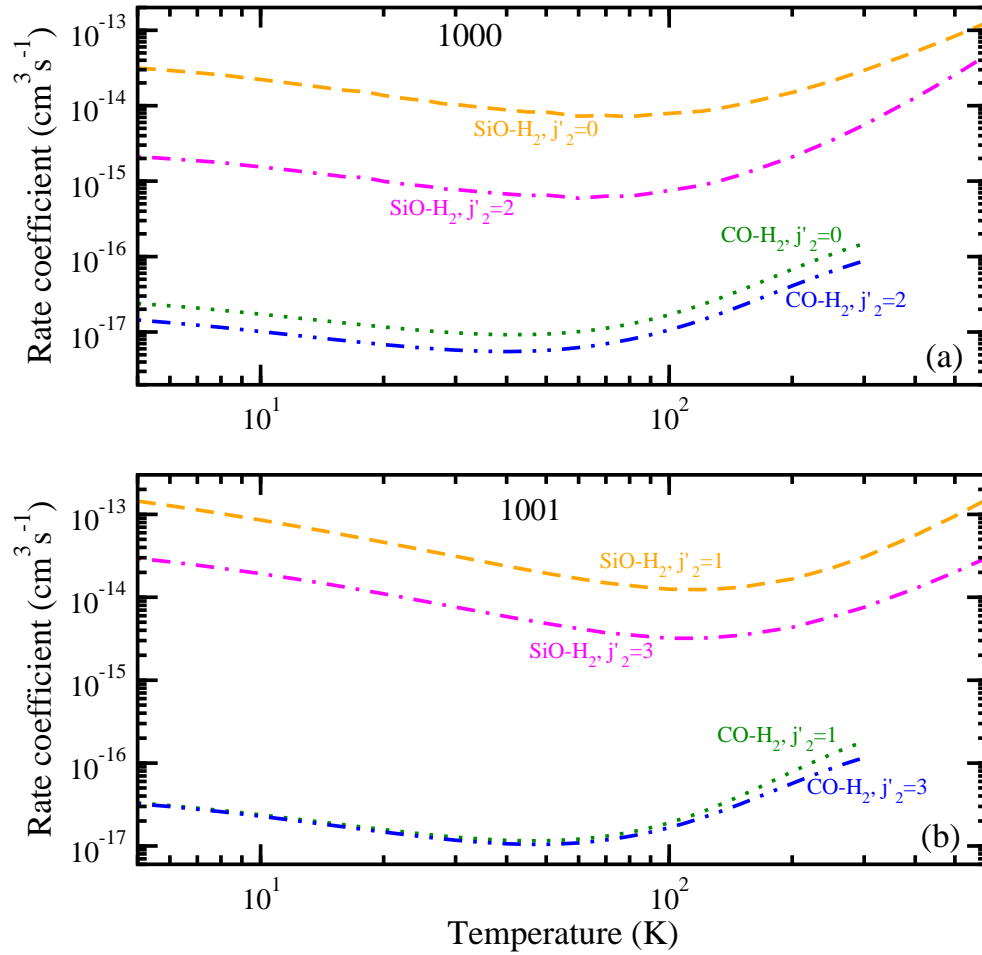


Figure 12: Total rate coefficients for the vibrational quenching of SiO compared to the same transitions for CO from Ref. [8]. (a) from (1000) to $v'_1=0$ + para- H_2 ($v'_2=0, j'_2=0, 2$). (b) from (1001) to $v'_1=0$ + ortho- H_2 ($v'_2=0, j'_2=1, 3$).