

Theoretical basis of the diagonal scan method for determining the laser ablation threshold for femtosecond vortex pulses

Reece N. Oosterbeek,^{1,2,3,*} Simon Ashforth,^{1,3,4} Owen Bodley,^{1,2,3} and M. Cather Simpson^{1,2,3,4,†}

¹*Photon Factory, The University of Auckland, Auckland, New Zealand*

²*School of Chemical Sciences, The University of Auckland, Auckland, New Zealand*

³*The Dodd Walls Centre for Quantum and Photonic Technologies,*

and The MacDiarmid Institute for Advanced Materials and Nanotechnology, New Zealand

⁴*Department of Physics, The University of Auckland, Auckland, New Zealand*

(Dated: August 6, 2021)

In femtosecond laser micromachining, the ablation threshold is a key processing parameter that characterises the energy density required to cause ablation. Current techniques for measuring the ablation threshold such as the diameter regression and diagonal scan methods are based on the assumption of a Gaussian spatial profile, however no techniques currently exist for measuring the ablation threshold using a non-Gaussian beam shape.

Here we present a formalism of the diagonal scan method for determining the ablation threshold and pulse superposition for femtosecond vortex pulses. To the authors' knowledge this is the first ablation threshold technique developed for pulses with non-Gaussian spatial profiles.

Using this method, the ablation threshold can be calculated using measurement of a single feature (the maximum damage radius ρ_{max}), which allows investigations of ablation threshold and incubation effects to be carried out quickly and easily. Extending this method to non-Gaussian beams will allow exploration of new avenues of research, enabling characterisation of the ablation threshold and incubation behaviour for a material when ablated with femtosecond vortex pulses.

I. INTRODUCTION

Femtosecond laser ablation is an advanced materials processing technique that enables microstructures to be fabricated in almost any material with very high accuracy and resolution [1, 2]. The ultrashort pulse duration leads to non-linear absorption, allowing materials to be ablated regardless of their linear absorption characteristics [3]. In addition, this ultrashort timescale limits energy transfer into the atomic lattice, greatly reducing heat effects, allowing materials to be ablated with little to no damage in the surrounding area [4]. These advantages make femtosecond laser ablation an attractive prospect for industrial applications.

In all work involving femtosecond laser ablation, the ablation threshold (F_{th} , in J/cm^2) is a key parameter for characterising the interaction between laser and material, and is defined as the minimum energy density required to cause material removal. Therefore, it is of utmost importance that robust and useful methods of measuring the ablation threshold are available and widely applicable. Current methods for determining the ablation threshold are the diameter regression method [5] and the diagonal scan method [6]. Both of these methods rely on the assumption that ablation is carried out using a laser beam with Gaussian spatial distribution. With rapid advances being made in the area of spatial beam shaping however, this assumption is not always valid. In particular, optical vortex beams have been investigated recently, indicating

generation of different nanostructures to those obtained when using a Gaussian beam [7–10].

In this work we present a formalism of the diagonal scan method for measuring the femtosecond laser ablation threshold that is applicable to vortex beams. We derive an expression for calculating the ablation threshold based on measurement of the maximum damage radius, and also demonstrate a method for calculating the pulse superposition obtained during a diagonal scan experiment.

II. DAMAGE RADIUS

To determine an expression for the ablation threshold, we consider a diagonal scan experiment where a sample is translated diagonally through the focal point of a focused laser beam, as shown in Figure 1.

The spatial fluence distribution of an optical vortex beam is given by [7]:

$$F \left[\frac{J}{cm^2} \right] = \frac{2^{|l|+1} r^{2|l|} e^{-\frac{2r^2}{w(z)^2}}}{|l! \pi w(z)^{2(|l|+1)}} E_0 [J] \quad (1)$$

where: $l = 0, \pm 1, \pm 2, \pm 3, \dots$ is the topological charge, r is the radial direction (in cm), and $w(z)$ is the radius of a Gaussian beam (in cm) at $l = 0$, which is equal to:

$$w(z) = w_0 \left| 1 + \frac{iz\lambda}{\pi w_0^2} \right| \quad (2)$$

where z is the propagation direction, λ is the wavelength,

* reece.oosterbeek@auckland.ac.nz

† c.simpson@auckland.ac.nz

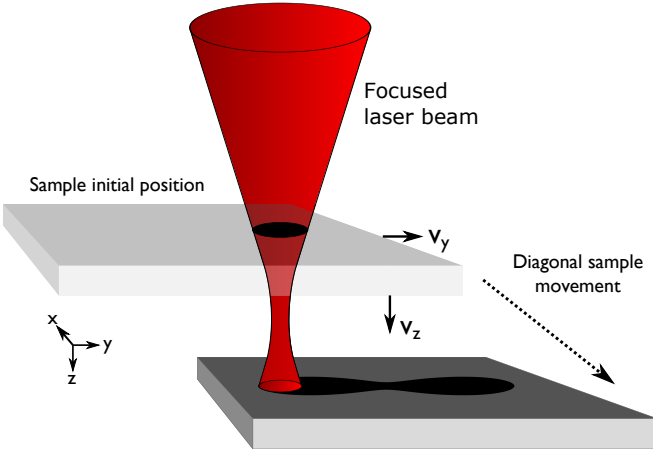


FIG. 1. Diagram demonstrating the diagonal scan experiment and how the ablation feature is formed.

and w_0 is the beam waist (all in cm).

$$w(z) = w_0 \sqrt{1 + \frac{z^2 \lambda^2}{\pi^2 w_0^4}} \quad (3)$$

At $l = 0$ Equation 1 simplifies to the equation for a Gaussian beam:

$$F \left[\frac{J}{cm^2} \right] = \frac{2e^{-\frac{2r^2}{w(z)^2}}}{\pi w(z)^2} E_0 [J] \quad (4)$$

We can set the damage radius $\rho(z)$ to be equal to the radius at which the damage threshold F_{th} is exceeded:

$$F_{th} = \frac{2^{|l|+1} \rho(z)^{2|l|} e^{-\frac{2\rho(z)^2}{w(z)^2}}}{|l|! \pi w(z)^{2(|l|+1)}} E_0 \quad (5)$$

$$\frac{F_{th} |l|! \pi w(z)^{2(|l|+1)}}{2^{|l|+1} E_0} = \rho(z)^{2|l|} e^{-\frac{2\rho(z)^2}{w(z)^2}} \quad (6)$$

$$\left(\frac{F_{th} |l|! \pi w(z)^{2(|l|+1)}}{2^{|l|+1} E_0} \right)^{\frac{1}{|l|}} = \rho(z)^2 e^{-\frac{2\rho(z)^2}{|l|w(z)^2}} \quad (7)$$

We can set:

$$A = \left(\frac{F_{th} |l|! \pi w(z)^{2(|l|+1)}}{2^{|l|+1} E_0} \right)^{\frac{1}{|l|}} \quad (8)$$

$$B = \frac{-2}{|l|w(z)^2} \quad (9)$$

such that:

$$A = \rho(z)^2 e^{B\rho(z)^2} \quad (10)$$

$$AB = B\rho(z)^2 e^{B\rho(z)^2} \quad (11)$$

This is an equation of the form $z = ue^u$, which can be solved according to the Lambert Omega function [11] by $u = W(z)$.

$$B\rho(z)^2 = W(AB) \quad (12)$$

$$\rho(z) = \sqrt{\frac{W(AB)}{B}} \quad (13)$$

The Lambert Omega function is multivalued (except at zero), therefore for any z two radii can be defined, the inner (ρ_{inn}) and outer (ρ_{out}) damage radius, which can be calculated using the principal (W_0) and non-principal (W_{-1}) branches of the Lambert Omega function:

$$\rho_{inn}(z) = \sqrt{\frac{W_0(AB)}{B}} \quad (14)$$

$$\rho_{out}(z) = \sqrt{\frac{W_{-1}(AB)}{B}} \quad (15)$$

Equations 14 and 15 describe the damage radius as a function of the propagation direction z , and are shown in Figure 2. For application in a diagonal scan ablation threshold measurement technique, we are only interested in the outer damage radius (ρ_{out}). For this reason we do not consider the inner damage radius (ρ_{inn}) further, and all references to ρ refer to the outer damage radius (ρ_{out}).

For real numbers, the non-principal branch of the Lambert Omega function has the limits:

$$u = W_{-1}(x) \text{ for } 0 \geq x \geq \frac{-1}{e} \quad (16)$$

The implications of this limit will be discussed further in Section V.

III. FINDING THE MAXIMA

To find ρ_{max} we must set $\frac{d\rho}{dz} = 0$. Let:

$$\rho(z) = \sqrt{\frac{W_{-1}(AB)}{B}} = \sqrt{C} \quad (17)$$

$$C = \frac{D}{B} \quad (18)$$

$$D = W_{-1}(G) \quad (19)$$

$$G = AB = \frac{(F_{th} |l|! \pi)^{\frac{1}{|l|}} w_0^{2(1+\frac{1}{|l|})} H^{1+\frac{1}{|l|}}}{2^{1+\frac{1}{|l|}} E_0^{\frac{1}{|l|}}} \times \frac{-2}{|l|w_0^2 H} \quad (20)$$

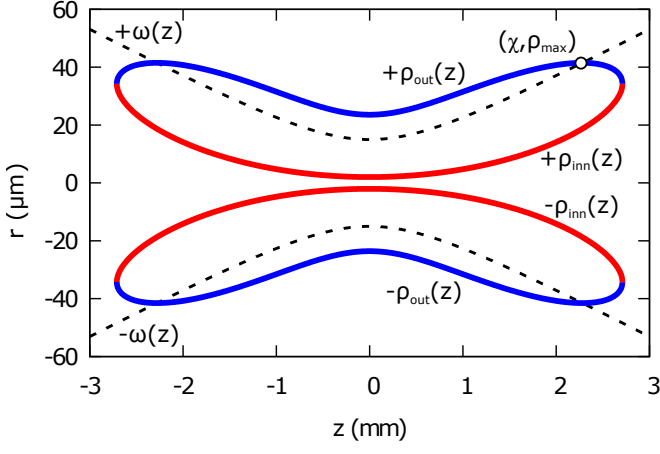


FIG. 2. Graph showing the damage radius for a vortex beam ($l = 1$), where the inner damage radius (calculated using the principal branch of the Lambert Omega function W_0) is shown in red, and the outer damage radius (calculated using the non-principal branch of the Lambert Omega function W_{-1}) is shown in blue. The Gaussian beam radius is also shown in black.

$$G = \frac{-(F_{th}|l|\pi)^{\frac{1}{|l|}} w_0^{\frac{2}{|l|}} H^{\frac{1}{|l|}}}{2^{\frac{1}{|l|}} E_0^{\frac{1}{|l|}} |l|} \quad (21)$$

$$H = \frac{z^2 \lambda^2}{\pi^2 w_0^4} + 1 \quad (22)$$

$$B = \frac{-2}{|l| w_0^2 H} \quad (23)$$

By applying the chain rule to these definitions, we can obtain an expression for $\frac{d\rho}{dz}$

$$\frac{d\rho}{dz} = \frac{d\rho}{dC} \times \frac{dC}{dz} \quad (24)$$

$$\frac{dC}{dz} = \frac{\frac{dD}{dz} B - D \frac{dB}{dz}}{B^2} \quad (25)$$

$$\frac{dD}{dz} = \frac{dD}{dG} \times \frac{dG}{dH} \times \frac{dH}{dz} \quad (26)$$

$$\frac{dB}{dz} = \frac{dB}{dH} \times \frac{dH}{dz} \quad (27)$$

Defining these derivatives:

$$\frac{dH}{dz} = \frac{2z\lambda^2}{\pi^2 w_0^4} \quad (28)$$

$$\frac{dB}{dH} = \frac{2}{|l| w_0^2 H^2} = \frac{2}{|l| w_0^2 \left(\frac{z^2 \lambda^2}{\pi^2 w_0^4} + 1 \right)^2} \quad (29)$$

$$\frac{dD}{dH} = \frac{2}{|l| w_0^2 \left(\frac{z^4 \lambda^4}{\pi^4 w_0^8} + \frac{2z^2 \lambda^2}{\pi^2 w_0^4} + 1 \right)} \quad (30)$$

$$\frac{dG}{dH} = \frac{-(F_{th}|l|\pi)^{\frac{1}{|l|}} w_0^{\frac{2}{|l|}} H^{\frac{1}{|l|}-1}}{2^{\frac{1}{|l|}} E_0^{\frac{1}{|l|}} |l|^2} \quad (31)$$

$$\frac{d\rho}{dC} = \frac{1}{2\sqrt{C}} \quad (32)$$

$$\frac{dD}{dG} = \frac{W_{-1}(G)}{G(1 + W_{-1}(G))} \quad (33)$$

We now evaluate the derivatives. From equations 27, 28 and 29:

$$\frac{dB}{dz} = \frac{dB}{dH} \times \frac{dH}{dz} = \frac{2}{|l| w_0^2 \left(\frac{z^4 \lambda^4}{\pi^4 w_0^8} + \frac{2z^2 \lambda^2}{\pi^2 w_0^4} + 1 \right)} \times \frac{2z\lambda^2}{\pi^2 w_0^4} \quad (34)$$

$$\frac{dD}{dz} = \frac{4z\lambda^2}{|l| \pi^2 w_0^6 \left(\frac{z^4 \lambda^4}{\pi^4 w_0^8} + \frac{2z^2 \lambda^2}{\pi^2 w_0^4} + 1 \right)} \quad (35)$$

$$\frac{dB}{dz} = \frac{4z\lambda^2}{|l| \left(\frac{z^4 \lambda^4}{\pi^2 w_0^4} + 2z^2 \lambda^2 w_0^2 + \pi^2 w_0^6 \right)} \quad (36)$$

Let:

$$I = \frac{z^4 \lambda^4}{\pi^2 w_0^2} + 2z^2 \lambda^2 w_0^2 + \pi^2 w_0^6 \quad (37)$$

$$\frac{dB}{dz} = \frac{4z\lambda^2}{|l| I} \quad (38)$$

From equations 26, 28, 31 and 33:

$$\frac{dD}{dz} = \frac{dD}{dG} \times \frac{dG}{dH} \times \frac{dH}{dz} \quad (39)$$

$$\frac{dD}{dz} = \frac{W_{-1}(G)}{G(1 + W_{-1}(G))} \times \frac{-(F_{th}|l|\pi)^{\frac{1}{|l|}} w_0^{\frac{2}{|l|}} H^{\frac{1}{|l|}-1}}{2^{\frac{1}{|l|}} E_0^{\frac{1}{|l|}} |l|^2} \times \frac{2z\lambda^2}{\pi^2 w_0^4} \quad (40)$$

$$\frac{dD}{dz} = \frac{W_{-1}(G)}{1 + W_{-1}(G)} \times \frac{2^{\frac{1}{|l|}} E_0^{\frac{1}{|l|}} |l|}{-(F_{th}|l|\pi)^{\frac{1}{|l|}} w_0^{\frac{2}{|l|}} H^{\frac{1}{|l|}}} \times \frac{-(F_{th}|l|\pi)^{\frac{1}{|l|}} w_0^{\frac{2}{|l|}} H^{\frac{1}{|l|}-1}}{2^{\frac{1}{|l|}} E_0^{\frac{1}{|l|}} |l|^2} \times \frac{2z\lambda^2}{\pi^2 w_0^4} \quad (41)$$

$$\frac{dD}{dz} = \frac{W_{-1}(G)}{1 + W_{-1}(G)} \times \frac{H^{-1}}{|l|} \times \frac{2z\lambda^2}{\pi^2 w_0^4} \quad (42)$$

$$\frac{dD}{dz} = \frac{W_{-1}(G)}{1 + W_{-1}(G)} \times \frac{2z\lambda^2}{|l|\pi^2 w_0^4 \left(\frac{z^2\lambda^2}{\pi^2 w_0^4} + 1\right)} \quad (43)$$

$$\frac{dD}{dz} = \frac{W_{-1}(G)}{1 + W_{-1}(G)} \times \frac{2z\lambda^2}{|l|(z^2\lambda^2 + \pi^2 w_0^4)} \quad (44)$$

From equations 19, 23, 25, 38 and 44:

$$\frac{dC}{dz} = \frac{\frac{dD}{dz}B - D\frac{dB}{dz}}{B^2} \quad (45)$$

$$\begin{aligned} \frac{dC}{dz} = & \left(\left(\frac{W_{-1}(G)}{1 + W_{-1}(G)} \times \frac{2z\lambda^2}{|l|(z^2\lambda^2 + \pi^2 w_0^4)} \times \right. \right. \\ & \left. \left. \frac{-2}{|l|w_0^2 \left(\frac{z^2\lambda^2}{\pi^2 w_0^4} + 1\right)} \right) - \frac{W_{-1}(G)4z\lambda^2}{|l|I} \right) \div \\ & \left(\frac{-2}{|l|w_0^2 \left(\frac{z^2\lambda^2}{\pi^2 w_0^4} + 1\right)} \right)^2 \quad (46) \end{aligned}$$

$$\begin{aligned} \frac{dC}{dz} = & \left(\left(\frac{W_{-1}(G)}{1 + W_{-1}(G)} \times \right. \right. \\ & \left. \left. \frac{-4z\lambda^2}{|l|^2 w_0^2 \left(\frac{z^4\lambda^4}{\pi^2 w_0^4} + 2z^2\lambda^2 + \pi^2 w_0^4\right)} \right) - \frac{W_{-1}(G)4z\lambda^2}{|l|I} \right) \div \\ & \left(\frac{4}{|l|^2 w_0^4 \left(\frac{z^4\lambda^4}{\pi^4 w_0^8} + \frac{2z^2\lambda^2}{\pi^2 w_0^4} + 1\right)} \right) \quad (47) \end{aligned}$$

$$\begin{aligned} \frac{dC}{dz} = & \left(\left(\frac{W_{-1}(G)}{1 + W_{-1}(G)} \times \frac{-4z\lambda^2}{|l|^2 I} \right) - \frac{W_{-1}(G)4z\lambda^2}{|l|I} \right) \\ & \div \left(\frac{4\pi^2 w_0^2}{|l|^2 I} \right) \quad (48) \end{aligned}$$

$$\begin{aligned} \frac{dC}{dz} = & \left(\frac{-W_{-1}(G)z\lambda^2}{(1 + W_{-1}(G))|l|} - W_{-1}(G)z\lambda^2 \right) \\ & \times \frac{|l|}{\pi^2 w_0^2} \quad (49) \end{aligned}$$

$$\frac{dC}{dz} = \frac{-z\lambda^2}{\pi^2 w_0^2} \left(\frac{W_{-1}(G)}{(1 + W_{-1}(G))} + W_{-1}(G)|l| \right) \quad (50)$$

From equations 24, 32 and 50:

$$\frac{d\rho}{dz} = \frac{d\rho}{dC} \times \frac{dC}{dz} \quad (51)$$

$$\frac{d\rho}{dz} = \frac{1}{2\sqrt{C}} \times \frac{-z\lambda^2}{\pi^2 w_0^2} \left(\frac{W_{-1}(G)}{(1 + W_{-1}(G))} + W_{-1}(G)|l| \right) \quad (52)$$

To find the maxima we set $\frac{d\rho}{dz} = 0$ and rearrange for z , therefore:

$$0 = \frac{1}{(1 + W_{-1}(G))} + |l| \quad (53)$$

$$|l| + |l|W_{-1}(G) = -1 \quad (54)$$

$$W_{-1}(G) = \frac{-1 - |l|}{|l|} \quad (55)$$

We now apply the definition of the Lambert Omega function once more, to carry out the reverse of the transform done previously (equations 11 and 12):

$$G = \left(\frac{-1 - |l|}{|l|} \right) e^{\frac{-1 - |l|}{|l|}} \quad (56)$$

Substituting in equation 21:

$$\frac{-(F_{th}|l|\pi)^{\frac{1}{|l|}} w_0^{\frac{2}{|l|}} \left(\frac{z^2\lambda^2}{\pi^2 w_0^4} + 1 \right)^{\frac{1}{|l|}}}{2^{\frac{1}{|l|}} E_0^{\frac{1}{|l|}} |l|} = \left(\frac{-1 - |l|}{|l|} \right) e^{\frac{-1 - |l|}{|l|}} \quad (57)$$

The z -value where the damage radius ρ reaches its maximum is denoted χ , where $z = \pm\chi$ for $\rho = \rho_{max}$, therefore:

$$\frac{-(F_{th}|l|\pi)^{\frac{1}{|l|}} w_0^{\frac{2}{|l|}} \left(\frac{\chi^2\lambda^2}{\pi^2 w_0^4} + 1 \right)^{\frac{1}{|l|}}}{2^{\frac{1}{|l|}} E_0^{\frac{1}{|l|}} |l|} = \left(\frac{-1 - |l|}{|l|} \right) e^{\frac{-1 - |l|}{|l|}} \quad (58)$$

$$\left(\frac{\chi^2\lambda^2}{\pi^2 w_0^4} + 1 \right)^{\frac{1}{|l|}} = \frac{(|l| + 1)2^{\frac{1}{|l|}} E_0^{\frac{1}{|l|}}}{(F_{th}|l|\pi)^{\frac{1}{|l|}} w_0^{\frac{2}{|l|}}} e^{\frac{-1 - |l|}{|l|}} \quad (59)$$

$$\frac{\chi^2\lambda^2}{\pi^2 w_0^4} = \frac{(|l| + 1)^{|l|} 2E_0}{F_{th}|l|\pi w_0^2} e^{-1 - |l|} - 1 \quad (60)$$

$$\chi^2 = \frac{(|l| + 1)^{|l|} 2\pi w_0^2 E_0}{F_{th}|l|\lambda^2} e^{-1 - |l|} - \frac{\pi^2 w_0^4}{\lambda^2} \quad (61)$$

$$\chi = \sqrt{\frac{(|l| + 1)^{|l|} 2\pi w_0^2 E_0}{F_{th}|l|\lambda^2 e^{|l|+1}} - \frac{\pi^2 w_0^4}{\lambda^2}} \quad (62)$$

This expression has a similar form to the equivalent expression below for a Gaussian beam [6], and simplifies to this for $l = 0$.

$$\chi = \sqrt{\frac{2\pi w_0^2 E_0}{F_{th}\lambda^2 e} - \frac{\pi^2 w_0^4}{\lambda^2}} \quad (63)$$

IV. ISOLATING THE DAMAGE THRESHOLD

To isolate the damage threshold, we substitute χ (equation 62) as the z -value into the expression for damage radius $\rho(z)$ (equation 15). Values of A and B are replicated from equations 8 and 9, with equation 3 substituted in for $w(z)$.

$$\rho(z) = \sqrt{\frac{W_{-1}(AB)}{B}} \quad (64)$$

$$A = \left(\frac{F_{th}|l|\pi \left(w_0 \sqrt{1 + \frac{z^2 \lambda^2}{\pi^2 w_0^4}} \right)^{2(|l|+1)}}{2^{|l|+1} E_0} \right)^{\frac{1}{|l|}} \quad (65)$$

$$B = \frac{-2}{|l| \left(w_0 \sqrt{1 + \frac{z^2 \lambda^2}{\pi^2 w_0^4}} \right)^2} \quad (66)$$

When $z = \chi$, $\rho(z) = \rho_{max}$, therefore:

$$\rho_{max}^2 = W_{-1} \left(\left(\frac{F_{th}|l|\pi \left(w_0 \sqrt{1 + \frac{\chi^2 \lambda^2}{\pi^2 w_0^4}} \right)^{2(|l|+1)}}{2^{|l|+1} E_0} \right)^{\frac{1}{|l|}} \times \frac{-2}{|l| \left(w_0 \sqrt{1 + \frac{\chi^2 \lambda^2}{\pi^2 w_0^4}} \right)^2} \right) \div \frac{-2}{|l| \left(w_0 \sqrt{1 + \frac{\chi^2 \lambda^2}{\pi^2 w_0^4}} \right)^2} \quad (67)$$

$$\rho_{max}^2 = W_{-1} \left(\left(\frac{F_{th}|l|\pi \left(w_0^2 + \frac{\chi^2 \lambda^2}{\pi^2 w_0^2} \right)^{|l|+1}}{2^{|l|+1} E_0} \right)^{\frac{1}{|l|}} \times \frac{-2}{|l| \left(w_0^2 + \frac{\chi^2 \lambda^2}{\pi^2 w_0^2} \right)} \right) \div \frac{-2}{|l| \left(w_0^2 + \frac{\chi^2 \lambda^2}{\pi^2 w_0^2} \right)} \quad (68)$$

$$\rho_{max}^2 = W_{-1} \left(\frac{(F_{th}|l|\pi)^{\frac{1}{|l|}} \left(w_0^2 + \frac{\chi^2 \lambda^2}{\pi^2 w_0^2} \right)^{1+\frac{1}{|l|}}}{2^{1+\frac{1}{|l|}} E_0^{\frac{1}{|l|}}} \times \frac{-2}{|l| \left(w_0^2 + \frac{\chi^2 \lambda^2}{\pi^2 w_0^2} \right)} \right) \times \frac{|l| \left(w_0^2 + \frac{\chi^2 \lambda^2}{\pi^2 w_0^2} \right)}{-2} \quad (69)$$

$$\frac{-2\rho_{max}^2}{|l| \left(w_0^2 + \frac{\chi^2 \lambda^2}{\pi^2 w_0^2} \right)} = W_{-1} \left(\frac{-(F_{th}|l|\pi)^{\frac{1}{|l|}} \left(w_0^2 + \frac{\chi^2 \lambda^2}{\pi^2 w_0^2} \right)^{\frac{1}{|l|}}}{2^{\frac{1}{|l|}} E_0^{\frac{1}{|l|}} |l|} \right) \quad (70)$$

We now need to substitute equation 62 into equation 70 in place of χ . Considering the left hand side only:

$$LHS = \frac{-2\rho_{max}^2}{|l| \left(w_0^2 + \frac{\chi^2 \lambda^2}{\pi^2 w_0^2} \right)} \quad (71)$$

$$LHS = \frac{-2\rho_{max}^2}{|l| \left(w_0^2 + \frac{\lambda^2}{\pi^2 w_0^2} \left(\frac{(|l|+1)^{|l|} 2\pi w_0^2 E_0}{F_{th}|l|\lambda^2 e^{|l|+1}} - \frac{\pi^2 w_0^4}{\lambda^2} \right) \right)} \quad (72)$$

$$LHS = \frac{-2\rho_{max}^2}{|l| \left(w_0^2 + \frac{(|l|+1)^{|l|} 2E_0}{F_{th}|l|\pi e^{|l|+1}} - w_0^2 \right)} \quad (73)$$

$$LHS = \frac{-2\rho_{max}^2 F_{th}|l|\pi e^{|l|+1}}{|l|(|l|+1)^{|l|} 2E_0} \quad (74)$$

Now considering the right hand side:

$$RHS = W_{-1} \left(\frac{-(F_{th}|l|\pi)^{\frac{1}{|l|}} \left(w_0^2 + \frac{\chi^2 \lambda^2}{\pi^2 w_0^2} \right)^{\frac{1}{|l|}}}{2^{\frac{1}{|l|}} E_0^{\frac{1}{|l|}} |l|} \right) \quad (75)$$

$$RHS = W_{-1} \left(\frac{-(F_{th}|l|\pi)^{\frac{1}{|l|}}}{2^{\frac{1}{|l|}} E_0^{\frac{1}{|l|}} |l|} \left(w_0^2 + \frac{\lambda^2}{\pi^2 w_0^2} \times \left(\frac{(|l|+1)^{|l|} 2\pi w_0^2 E_0}{F_{th}|l|\lambda^2 e^{|l|+1}} - \frac{\pi^2 w_0^4}{\lambda^2} \right) \right)^{\frac{1}{|l|}} \right) \quad (76)$$

$$RHS = W_{-1} \left(\frac{-(F_{th}|l|\pi)^{\frac{1}{|l|}}}{2^{\frac{1}{|l|}} E_0^{\frac{1}{|l|}} |l|} \left(\frac{(|l|+1)^{|l|} 2E_0}{F_{th}|l|\pi e^{|l|+1}} \right)^{\frac{1}{|l|}} \right) \quad (77)$$

$$RHS = W_{-1} \left(\frac{-(F_{th}|l|\pi)^{\frac{1}{|l|}}}{2^{\frac{1}{|l|}} E_0^{\frac{1}{|l|}} |l|} \times \frac{(|l|+1)^{2\frac{1}{|l|}} E_0^{\frac{1}{|l|}}}{(F_{th}|l|\pi)^{\frac{1}{|l|}} e^{1+\frac{1}{|l|}}} \right) \quad (78)$$

$$RHS = W_{-1} \left(\frac{|l|+1}{-|l|e^{1+\frac{1}{|l|}}} \right) \quad (79)$$

Setting $LHS = RHS$:

$$\frac{-2\rho_{max}^2 F_{th}|l|\pi e^{|l|+1}}{|l|(|l|+1)^{|l|} 2E_0} = W_{-1} \left(\frac{|l|+1}{-|l|e^{1+\frac{1}{|l|}}} \right) \quad (80)$$

$$F_{th} = \frac{-|l|(|l|+1)^{|l|}}{|l|\pi e^{|l|+1}} W_{-1} \left(\frac{|l|+1}{-|l|e^{1+\frac{1}{|l|}}} \right) \frac{E_0}{\rho_{max}^2} \quad (81)$$

This equation gives the damage threshold as a function of the maximum damage radius ρ_{max} , for a given power E_0 and vortex charge l , allowing calculation of the ablation threshold from measurement of ρ_{max} .

Simplifications of this formula for vortex beams of order $l = 1 - 5$ are shown below:

$$\text{Vortex 1}^{\text{st}} \text{ order } (l = 1, -1): F_{th} \approx 0.1723 \frac{E_0}{\rho_{max}^2} \quad (82)$$

$$\text{Vortex 2}^{\text{nd}} \text{ order } (l = 2, -2): F_{th} \approx 0.2139 \frac{E_0}{\rho_{max}^2} \quad (83)$$

$$\text{Vortex 3}^{\text{rd}} \text{ order } (l = 3, -3): F_{th} \approx 0.2487 \frac{E_0}{\rho_{max}^2} \quad (84)$$

$$\text{Vortex 4}^{\text{th}} \text{ order } (l = 4, -4): F_{th} \approx 0.2793 \frac{E_0}{\rho_{max}^2} \quad (85)$$

$$\text{Vortex 5}^{\text{th}} \text{ order } (l = 5, -5): F_{th} \approx 0.3068 \frac{E_0}{\rho_{max}^2} \quad (86)$$

These have a similar form to the equivalent expression for a Gaussian beam [6]:

$$\text{Gaussian: } F_{th} \approx 0.1171 \frac{E_0}{\rho_{max}^2} \quad (87)$$

V. LIMITATIONS OF THE LAMBERT OMEGA FUNCTION

The non-principal branch of the Lambert Omega function $W_{-1}(x)$ used to calculate $\rho_{out,max}$, is defined for real variables only when $0 \geq x \geq \frac{-1}{e}$. Therefore to find the limits (in the z -direction) of the solution defined in equation 15 we set:

$$0 \geq AB \geq \frac{-1}{e} \quad (88)$$

From the definitions of A and B in equations 8 and 9, it is clear that the inequality $0 \geq AB$ is true, as F_{th} , $w(z)$, and E_0 are physical parameters with positive, real values. Now we consider only the inequality $AB \geq \frac{-1}{e}$. Substituting in equations 8 and 9 for A and B we get:

$$\left(\frac{F_{th}|l|!\pi \left(w_0 \sqrt{1 + \frac{z^2 \lambda^2}{\pi^2 w_0^4}} \right)^{2(|l|+1)}}{2^{|l|+1} E_0} \right)^{\frac{1}{|l|}} \times \frac{-2}{|l| \left(w_0 \sqrt{1 + \frac{z^2 \lambda^2}{\pi^2 w_0^4}} \right)^2} \geq \frac{-1}{e} \quad (89)$$

$$\frac{(F_{th}|l|!\pi)^{\frac{1}{|l|}} \left(w_0^2 + \frac{z^2 \lambda^2}{\pi^2 w_0^2} \right)^{1 + \frac{1}{|l|}}}{2^{1 + \frac{1}{|l|}} E_0^{\frac{1}{|l|}}} \times \frac{-2}{|l| \left(w_0^2 + \frac{z^2 \lambda^2}{\pi^2 w_0^2} \right)} \geq \frac{-1}{e} \quad (90)$$

$$\frac{-(F_{th}|l|!\pi)^{\frac{1}{|l|}} \left(w_0^2 + \frac{z^2 \lambda^2}{\pi^2 w_0^2} \right)^{\frac{1}{|l|}}}{|l| 2^{\frac{1}{|l|}} E_0^{\frac{1}{|l|}}} \geq \frac{-1}{e} \quad (91)$$

$$\frac{(F_{th}|l|!\pi) \left(w_0^2 + \frac{z^2 \lambda^2}{\pi^2 w_0^2} \right)}{|l|^{|l|} 2 E_0} \leq \frac{1}{e^{|l|}} \quad (92)$$

$$\frac{z^2 \lambda^2}{\pi^2 w_0^2} \leq \frac{|l|^{|l|} 2 E_0}{F_{th}|l|!\pi e^{|l|}} - w_0^2 \quad (93)$$

$$z^2 \leq \frac{\pi^2 w_0^2}{\lambda^2} \left(\frac{|l|^{|l|} 2 E_0}{F_{th}|l|!\pi e^{|l|}} - w_0^2 \right) \quad (94)$$

Therefore:

$$z_{lim} = \frac{\pi w_0}{\lambda} \sqrt{\frac{|l|^{|l|} 2 E_0}{F_{th}|l|!\pi e^{|l|}} - w_0^2} \quad (95)$$

and

$$-|z_{lim}| \leq z \leq |z_{lim}| \quad (96)$$

This expression describes the minimum and maximum z -values that are defined using the Lambert Omega function. In order for equation 81 to be usable, we need to know when it is valid (i.e. when it is defined using the Lambert Omega function). For it to be valid, ρ_{max} (which is reached when $z = \pm \chi$) must be defined, leading to the expression:

$$\chi \leq z_{lim} \quad (97)$$

Substituting in equations 62 and 95:

$$\sqrt{\frac{(|l|+1)^{|l|} 2 \pi w_0^2 E_0}{F_{th}|l|!\lambda^2 e^{|l|+1}} - \frac{\pi^2 w_0^4}{\lambda^2}} \leq \frac{\pi w_0}{\lambda} \sqrt{\frac{|l|^{|l|} 2 E_0}{F_{th}|l|!\pi e^{|l|}} - w_0^2} \quad (98)$$

$$\frac{(|l|+1)^{|l|} 2 \pi w_0^2 E_0}{F_{th}|l|!\lambda^2 e^{|l|+1}} - \frac{\pi^2 w_0^4}{\lambda^2} \leq \frac{|l|^{|l|} 2 \pi w_0^2 E_0}{F_{th}|l|!\lambda^2 e^{|l|}} - \frac{\pi^2 w_0^4}{\lambda^2} \quad (99)$$

$$\frac{(|l|+1)^{|l|} 2 \pi w_0^2 E_0}{F_{th}|l|!\lambda^2 e^{|l|+1}} \leq \frac{|l|^{|l|} 2 \pi w_0^2 E_0}{F_{th}|l|!\lambda^2 e^{|l|}} \quad (100)$$

$$\frac{(|l|+1)^{|l|}}{e^{|l|+1}} \leq \frac{|l|^{|l|}}{e^{|l|}} \quad (101)$$

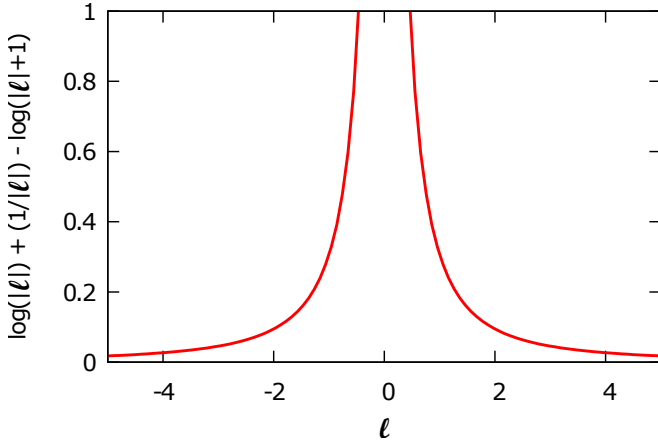


FIG. 3. Graph showing the behaviour of equation 105 for values of l from -5 to 5 .

$$(|l| + 1)^{|l|} \leq |l|^{|l|} e \quad (102)$$

Which is true for the case $l = 0$. For the nontrivial case where $l \neq 0$:

$$|l| \ln(|l| + 1) \leq |l| \ln(|l|) + 1 \quad (103)$$

$$\ln(|l| + 1) \leq \ln(|l|) + \frac{1}{|l|} \quad (104)$$

$$0 \leq \ln(|l|) - \ln(|l| + 1) + \frac{1}{|l|} \quad (105)$$

We can evaluate equation 105 and see it is correct for small values of l (Figure 3). To verify this for larger values of l we examine the limits of this expression as l approaches ∞ :

$$\lim_{l \rightarrow \infty} \left(\ln(|l|) - \ln(|l| + 1) + \frac{1}{|l|} \right) \quad (106)$$

We can separate this expression into two limits

$$\lim_{l \rightarrow \infty} \frac{1}{|l|} + \lim_{l \rightarrow \infty} (\ln(|l|) - \ln(|l| + 1)) \quad (107)$$

$$\lim_{l \rightarrow \infty} \frac{1}{|l|} = 0 \quad (108)$$

$$\lim_{l \rightarrow \infty} (\ln(|l|) - \ln(|l| + 1)) = \lim_{l \rightarrow \infty} \left(\ln \left(\frac{|l|}{|l| + 1} \right) \right) \quad (109)$$

$$\lim_{l \rightarrow \infty} \left(\ln \left(\frac{|l|}{|l| + 1} \right) \right) = 0 \quad (110)$$

Therefore we can see that

$$\lim_{l \rightarrow \infty} \left(\ln(|l|) - \ln(|l| + 1) + \frac{1}{|l|} \right) = 0 \quad (111)$$

This indicates that equation 105 is true for $l \neq 0$. Therefore from equations 102 and 105 we can see that ρ_{max} will always have a definite value according to equation 13 for any l .

VI. PULSE SUPERPOSITION

Having found an expression for the ablation threshold F_{th} , we would also like to be able to determine the number of pulses that correspond to this ablation threshold. For the Gaussian beam this has been found by defining pulse superposition N at $z = \chi$ as the ratio of the intensity of all pulses hitting the sample to the intensity of a single pulse centred at χ [12]. Here we extend this definition to an optical vortex beam.

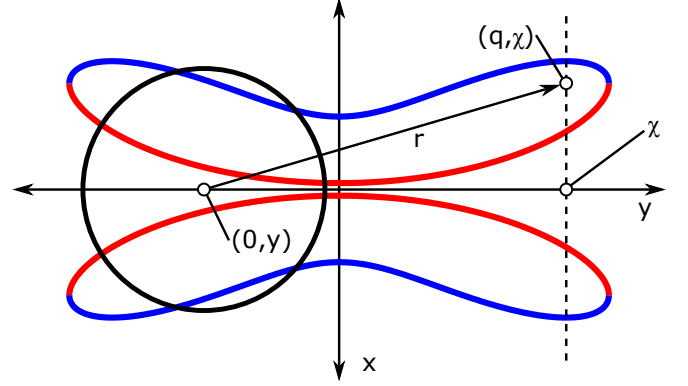


FIG. 4. Graph showing a diagonal scan for a vortex beam.

Consider the diagonal scan shown in Figure 4, where a pulse hits the surface centred at $(0, y)$. The intensity created by this pulse at (q, χ) is given by:

$$F(q, y, z) = \frac{2^{|l|+1} (q^2 + (\chi - y)^2)^{|l|} E_0}{|l|! \pi w(z)^{2(|l|+1)}} e^{-\frac{2(q^2 + (\chi - y)^2)}{w(z)^2}} \quad (112)$$

from equation 1, as $r = \sqrt{q^2 + (\chi - y)^2}$. At time $t = t_0$ a pulse hits the sample at $y = \chi$, generating the intensity $F(q, \chi, z)$. Here it generates the profile maximum ρ_{max} and is therefore located at $z = \chi$ by definition. Therefore, $F(q, \chi, z) = F(q, \chi, \chi)$.

The next pulse hits after some time $\frac{1}{f}$, (where f is the repetition rate of the laser in Hz) at which point the sample has been displaced by $\frac{v_y}{f}$ and $\frac{v_z}{f}$ in the y and z directions respectively (where v_y and v_z are the translational speeds in the y and z directions respectively). The intensity at (q, χ) generated by the n^{th} pulse is therefore given by:

$$F_{t_0 + \frac{n}{f}} = \frac{2^{|l|+1} (q^2 + (nv_y/f)^2)^{|l|} E_0}{|l|! \pi w(\chi + (nv_z/f))^2} e^{-\frac{2(q^2 + (nv_y/f)^2)}{w(\chi + (nv_z/f))^2}} \quad (113)$$

The total intensity accumulated at (q, χ) , F_{tot} is the sum of all pulses that hit the sample:

$$F_{tot} = \sum_{n=-\infty}^{\infty} F_{t_0 + \frac{n}{f}} \quad (114)$$

$$F_{tot} = \sum_{n=-\infty}^{\infty} \frac{2^{|l|+1} (q^2 + (nv_y/f)^2)^{|l|} E_0}{|l|! \pi w (\chi + (nv_z/f))^2 (|l|+1)} \times e^{-\frac{2(q^2 + (nv_y/f)^2)}{w(\chi + (nv_z/f))^2}} \quad (115)$$

If we assume that the spot size w does not change significantly around χ and can be considered $= w(\chi)$, then:

$$F_{tot} = \frac{2^{|l|+1} E_0}{|l|! \pi} \times \sum_{n=-\infty}^{\infty} \frac{(q^2 + (nv_y/f)^2)^{|l|}}{w(\chi)^{2(|l|+1)}} e^{-\frac{2(q^2 + (nv_y/f)^2)}{w(\chi)^2}} \quad (116)$$

From equation 62:

$$\chi = \sqrt{\frac{(|l|+1)^{|l|} 2\pi w_0^2 E_0}{F_{th} |l|! \lambda^2 e^{|l|+1}} - \frac{\pi^2 w_0^4}{\lambda^2}} \quad (117)$$

Substituting this into the expression for beam waist (equation 3) we obtain:

$$w(\chi) = w_0 \sqrt{1 + \left(\frac{(|l|+1)^{|l|} 2\pi w_0^2 E_0}{F_{th} |l|! \lambda^2 e^{|l|+1}} - \frac{\pi^2 w_0^4}{\lambda^2} \right) \frac{\lambda^2}{\pi^2 w_0^4}} \quad (118)$$

$$w(\chi) = \sqrt{\frac{(|l|+1)^{|l|} 2E_0}{F_{th} |l|! \pi e^{|l|+1}}} \quad (119)$$

From equation 81 we know:

$$F_{th} = \frac{-|l|(|l|+1)^{|l|} E_0}{\rho_{max}^2 |l|! \pi e^{|l|+1}} W_{-1} \left(\frac{|l|+1}{-|l|e^{1+\frac{1}{|l|}}} \right) \quad (120)$$

Substituting equation 81 into equation 119:

$$w(\chi) = \sqrt{\frac{2\rho_{max}^2}{-|l|} \left(W_{-1} \left(\frac{|l|+1}{-|l|e^{1+\frac{1}{|l|}}} \right) \right)^{-1}} \quad (121)$$

Let:

$$L = \frac{|l|+1}{-|l|e^{1+\frac{1}{|l|}}} \quad (122)$$

Such that:

$$w(\chi) = \sqrt{\frac{2\rho_{max}^2}{-|l|W_{-1}(L)}} \quad (123)$$

Substituting equation 123 into equation 116

$$F_{tot} = \frac{2^{|l|+1} E_0}{|l|! \pi} \sum_{n=-\infty}^{\infty} \frac{(q^2 + (nv_y/f)^2)^{|l|}}{\left(\frac{2\rho_{max}^2}{-|l|W_{-1}(L)} \right)^{|l|+1}} \times e^{-\frac{2(q^2 + (nv_y/f)^2)}{2\rho_{max}^2 / (-|l|W_{-1}(L))}} \quad (124)$$

$$F_{tot} = \frac{(-|l|W_{-1}(L))^{|l|+1} E_0}{|l|! \pi \rho_{max}^{2(|l|+1)}} \times \sum_{n=-\infty}^{\infty} \left(q^2 + \left(\frac{nv_y}{f} \right)^2 \right)^{|l|} e^{-\frac{|l|W_{-1}(L)(q^2 + (nv_y/f)^2)}{\rho_{max}^2}} \quad (125)$$

$$F_{tot} = \frac{(-|l|W_{-1}(L))^{|l|+1} E_0}{|l|! \pi \rho_{max}^{2(|l|+1)}} e^{-\frac{|l|W_{-1}(L)q^2}{\rho_{max}^2}} \times \sum_{n=-\infty}^{\infty} \left(q^2 + \left(\frac{nv_y}{f} \right)^2 \right)^{|l|} e^{-\frac{|l|W_{-1}(L)(nv_y/f)^2}{\rho_{max}^2}} \quad (126)$$

To obtain pulse superposition N , we normalise F_{tot} to the intensity F_0 of a single pulse centred at χ . First we must evaluate F_0 as $F_{t_0+\frac{n}{f}}$ when $n = 0$. Using equation 113:

$$F_0 = \frac{2^{|l|+1} q^{2|l|} E_0}{|l|! \pi w(\chi)^{2(|l|+1)}} e^{-\frac{2q^2}{w(\chi)^2}} \quad (127)$$

Substituting equation 123 into equation 127:

$$F_0 = \frac{2^{|l|+1} q^{2|l|} E_0}{|l|! \pi \left(\frac{2\rho_{max}^2}{-|l|W_{-1}(L)} \right)^{|l|+1}} e^{-\frac{-2q^2}{\frac{2\rho_{max}^2}{-|l|W_{-1}(L)}}} \quad (128)$$

$$F_0 = \frac{(-|l|W_{-1}(L))^{|l|+1} q^{2|l|} E_0}{|l|! \pi \rho_{max}^{2(|l|+1)}} e^{-\frac{q^2 |l| W_{-1}(L)}{\rho_{max}^2}} \quad (129)$$

Now setting $N = F_{tot}/F_0$, and substituting in equations 126 and 129

$$N = \frac{1}{q^{2|l|}} \sum_{n=-\infty}^{\infty} \left(q^2 + \left(\frac{nv_y}{f} \right)^2 \right)^{|l|} e^{|l|W_{-1}(L) \left(\frac{nv_y}{f\rho_{max}} \right)^2} \quad (130)$$

$$N = \sum_{n=-\infty}^{\infty} \left(1 + \left(\frac{nv_y}{fq} \right)^2 \right)^{|l|} e^{|l|W_{-1}(L) \left(\frac{nv_y}{f\rho_{max}} \right)^2} \quad (131)$$

Unlike for a Gaussian beam, N clearly varies along the x -axis (length q). F_{th} is calculated using the position ρ_{max} along the x -axis, so to calculate the corresponding N we set $q = \rho_{max}$:

$$N = \sum_{n=-\infty}^{\infty} \left(1 + n^2 \left(\frac{v_y}{f\rho_{max}} \right)^2 \right)^{|l|} e^{|l|W_{-1}(L) \left(\frac{nv_y}{f\rho_{max}} \right)^2} \quad (132)$$

We can define:

$$H^2 = -W_{-1}(L) \quad (133)$$

where $H \in \Re$, as $W_{-1}(L) < 0$ for any $L \in \Re$ by definition [11]. We can also define:

$$K = \frac{v_y}{f\rho_{max}} \quad (134)$$

where $K \in \mathfrak{R}$, as v_y , f and ρ_{max} are all physical parameters with real positive values. Therefore:

$$N = \sum_{n=-\infty}^{\infty} (1 + K^2 n^2)^{|l|} e^{-|l|H^2 K^2 n^2} \quad (135)$$

Unlike for a Gaussian beam, this expression does not have an analytical solution, therefore must be summed numerically. For this to result in a finite N , we must check the convergence of this summation. Firstly, we can write N as the sum of two sums (from equation 135):

$$N = S_1 + S_2 \quad (136)$$

$$S_1 = \sum_{n=0}^{\infty} (1 + K^2 n^2)^{|l|} e^{-|l|H^2 K^2 n^2} \quad (137)$$

$$S_2 = \sum_{n=-\infty}^0 (1 + K^2 n^2)^{|l|} e^{-|l|H^2 K^2 n^2} \quad (138)$$

Comparing these pointwise, it is clear that $S_1 = S_2$, therefore we can write:

$$N = 2 \sum_{n=0}^{\infty} (1 + K^2 n^2)^{|l|} e^{-|l|H^2 K^2 n^2} \quad (139)$$

Now, let:

$$M = 2 \max(K^2, 1) \quad (140)$$

Therefore:

$$1 + K^2 n^2 \leq M + \frac{Mn^2}{2} \quad (141)$$

The right hand side of equation 141 resembles the first few terms of the Taylor Expansion for e^n :

$$e^n = \sum_{k=0}^{\infty} \frac{n^k}{k!} = 1 + n + \frac{n^2}{2!} + \frac{n^3}{3!} + \dots \quad (142)$$

Therefore we can also say:

$$1 + K^2 n^2 \leq M + \frac{Mn^2}{2} \leq Me^n \quad (143)$$

We can therefore set upper and lower bounds on N :

$$0 \leq N \leq N_u = 2 \sum_{n=0}^{\infty} (Me^n)^{|l|} e^{-|l|H^2 K^2 n^2} \quad (144)$$

$$0 \leq N \leq N_u = 2 \sum_{n=0}^{\infty} M^{|l|} e^{|l|(n-H^2 K^2 n^2)} \quad (145)$$

We can see that the expression for the upper bound N_u satisfies the conditions for the integral test (namely that

it is positive and decreasing), and is therefore convergent, as $H \in \mathfrak{R}$ and $K \in \mathfrak{R}$. Therefore, since $N_u > N \geq 0$, N is also convergent according to the limit comparison test [13].

Because N has a finite sum, we can say that for every $\varepsilon > 0$, there exists a natural number m such that for all $n \geq m$, the terms N_n satisfy $|N_n - N| < \varepsilon$ [13]. Therefore:

$$N = \sum_{n=-m}^m (1 + K^2 n^2)^{|l|} e^{-|l|H^2 K^2 n^2} \quad (146)$$

where:

$$K = \frac{v_y}{f \rho_{max}} \quad (147)$$

$$H^2 = -W_{-1}(L) = -W_{-1}\left(\frac{|l| + 1}{-|l|e^{1 + \frac{1}{|l|}}}\right) \quad (148)$$

We can again invoke the symmetry of N around $n = 0$ to write:

$$N = 2 \sum_{n=0}^m (1 + K^2 n^2)^{|l|} e^{-|l|H^2 K^2 n^2} \quad (149)$$

We can then find an expression for m in terms of ε :

$$\varepsilon = (1 + K^2 m^2)^{|l|} e^{-|l|H^2 K^2 m^2} \quad (150)$$

$$\varepsilon^{\frac{1}{|l|}} = (1 + K^2 m^2) e^{-H^2 K^2 m^2} \quad (151)$$

$$-H^2 \varepsilon^{\frac{1}{|l|}} = -H^2 (1 + K^2 m^2) e^{-H^2 K^2 m^2} \quad (152)$$

$$-H^2 \varepsilon^{\frac{1}{|l|}} e^{-H^2} = -H^2 (1 + K^2 m^2) e^{-H^2 K^2 m^2} e^{-H^2} \quad (153)$$

$$-H^2 \varepsilon^{\frac{1}{|l|}} e^{-H^2} = -H^2 (1 + K^2 m^2) e^{-H^2(1+K^2 m^2)} \quad (154)$$

We can now use the Lambert Omega function again to rearrange this:

$$-H^2(1 + K^2 m^2) = W_{-1}(-H^2 \varepsilon^{\frac{1}{|l|}} e^{-H^2}) \quad (155)$$

And rearranging for ε :

$$1 + K^2 m^2 = \frac{W_{-1}(-H^2 \varepsilon^{\frac{1}{|l|}} e^{-H^2})}{-H^2} \quad (156)$$

$$m^2 = \frac{W_{-1}(-H^2 \varepsilon^{\frac{1}{|l|}} e^{-H^2})}{-H^2 K^2} - \frac{1}{K^2} \quad (157)$$

$$m = \sqrt{\frac{W_{-1}(-H^2 \varepsilon^{\frac{1}{|l|}} e^{-H^2})}{-H^2 K^2} - \frac{1}{K^2}} \quad (158)$$

This allows us to calculate N to arbitrary precision by choosing an arbitrarily small ε , calculating m using equation 158, and evaluating equation 149 numerically.

VII. CONCLUSIONS

We have presented a formalism of the diagonal scan method for determining the ablation threshold and pulse superposition for femtosecond vortex pulses. To the author's knowledge this is the first ablation threshold technique developed for pulses with non-Gaussian spatial profiles.

The method allows calculation of the ablation threshold from the measurement of a single feature, allowing investigations of ablation threshold and incubation effects to be carried out promptly. The extension of the method to non-Gaussian beams will allow new avenues of research

to be explored, enabling characterisation of the ablation threshold and incubation behaviour for a material with femtosecond vortex pulses.

VIII. ACKNOWLEDGEMENTS

The authors acknowledge financial support from the New Zealand Ministry of Business, Innovation and Employment Grants UOAX1202 (Laser Microfabrication and Micromachining) and UOAX1416 (Tailored Beam Shapes for Fast, Efficient and Precise Femtosecond Laser Micromachining), and would like to thank Mr. Andy (Xindi) Wang for assistance with real analysis calculations.

-
- [1] J. Krueger and W. Kautek, "Ultrashort pulse laser interaction with dielectrics and polymers," in *Polymers and Light* (T. K. Lippert, ed.), vol. 168 of *Advances in Polymer Science*, pp. 247–290, Springer Berlin Heidelberg, 2004.
 - [2] J. Cheng, C. Liu, S. Shang, D. Liu, W. Perrie, G. Dear-den, and K. Watkins, "A review of ultrafast laser materials micromachining," *Optics & Laser Technology*, vol. 46, no. 0, pp. 88 – 102, 2013.
 - [3] M. D. Perry, B. C. Stuart, P. S. Banks, M. D. Feit, V. Yanovsky, and A. M. Rubenchik, "Ultrashort-pulse laser machining of dielectric materials," *Journal of Applied Physics*, vol. 85, no. 9, pp. 6803–6810, 1999.
 - [4] J. Krueger, W. Kautek, M. Lenzner, S. Sartania, C. Spielmann, and F. Krausz, "Structuring of dielectric and metallic materials with ultrashort laser pulses between 20 fs and 3 ps," *Proc. SPIE*, vol. 2991, pp. 40–47, 1997.
 - [5] N. Sanner, O. Utza, B. Bussiere, G. Coustillier, A. Leray, T. Itina, and M. Sentis, "Measurement of femtosecond laser-induced damage and ablation thresholds in dielectrics," *Applied Physics A*, vol. 94, no. 4, pp. 889–897, 2009.
 - [6] R. Samad and J. Vieira, N.D., "Geometrical method for determining the surface damage threshold for femtosecond laser pulses," *Laser Physics*, vol. 16, no. 2, pp. 336–339, 2006.
 - [7] C. Hnatovsky, V. G. Shvedov, W. Krolikowski, and A. V. Rode, "Materials processing with a tightly focused femtosecond laser vortex pulse," *Opt. Lett.*, vol. 35, pp. 3417–3419, Oct 2010.
 - [8] C. Hnatovsky, V. G. Shvedov, N. Shostka, A. V. Rode, and W. Krolikowski, "Polarization-dependent ablation of silicon using tightly focused femtosecond laser vortex pulses," *Opt. Lett.*, vol. 37, pp. 226–228, Jan 2012.
 - [9] K. K. Anoop, A. Rubano, R. Fittipaldi, X. Wang, D. Paparo, A. Vecchione, L. Marrucci, R. Bruzzese, and S. Amoruso, "Femtosecond laser surface structuring of silicon using optical vortex beams generated by a q-plate," *Applied Physics Letters*, vol. 104, no. 24, 2014.
 - [10] K. K. Anoop, R. Fittipaldi, A. Rubano, X. Wang, D. Paparo, A. Vecchione, L. Marrucci, R. Bruzzese, and S. Amoruso, "Direct femtosecond laser ablation of copper with an optical vortex beam," *Journal of Applied Physics*, vol. 116, no. 11, 2014.
 - [11] R. Corless, G. Gonnet, D. Hare, D. Jeffrey, and D. Knuth, "On the LambertW function," *Advances in Computational Mathematics*, vol. 5, no. 1, pp. 329–359, 1996.
 - [12] L. M. Machado, R. E. Samad, W. de Rossi, and N. D. V. Junior, "D-scan measurement of ablation threshold incubation effects for ultrashort laser pulses," *Opt. Express*, vol. 20, pp. 4114–4123, Feb 2012.
 - [13] *Introduction to Real Analysis*, ch. 3 - Sequences and Series. John Wiley & Sons Inc., 2000.