

Systematic parameter study of dynamo bifurcations in geodynamo simulations

Ludovic Petitdemange¹

*ENS, LRA, Département de Physique, École Normale Supérieure, 24 rue Lhomond, 75252 Paris Cedex 05,
France LERMA, CNRS UMR 8112
ludovic@lra.ens.fr*

Abstract

We investigate the nature of the dynamo bifurcation in a configuration applicable to the Earth's liquid outer core, i.e. in a rotating spherical shell with thermally driven motions with no-slip boundaries. Unlike in previous studies on dynamo bifurcations, the control parameters have been varied significantly in order to deduce general tendencies. Numerical studies on the stability domain of dipolar magnetic fields found a dichotomy between non-reversing dipole-dominated dynamos and the reversing non-dipole-dominated multipolar solutions. We show that, by considering weak initial fields, the above transition disappears and is replaced by a region of bistability for which dipolar and multipolar dynamos coexist. Such a result was also observed in models with free-slip boundaries in which the geostrophic zonal flow can develop and participate to the dynamo mechanism for non-dipolar fields. We show that a similar process develops in no-slip models when viscous effects are reduced sufficiently.

The following three regimes are distinguished: (i) Close to the onset of convection (Ra_c) with only the most critical convective mode (wave number) being present, dynamos set in supercritically in the Ekman number regime explored here and are dipole-dominated. Larger critical magnetic Reynolds numbers indicate that they are particularly inefficient. (ii) in the range $3 < Ra/Ra_c < Ra_c$, the bifurcations are subcritical and only dipole-dominated dynamos exist. (iii) in the turbulent regime ($Ra/Ra_c > 10$), the relative importance of zonal flows increases with Ra in non-magnetic models. The field topology depends on the magnitude of the initial magnetic field. The dipolar branch has a subcritical behavior whereas the multipolar branch has a supercritical behavior. By approaching more realistic parameters, the extension of this bistable regime increases. A hysteretic behavior questions the common interpretation for geomagnetic reversals.

Far above the dynamo threshold (by increasing the magnetic Prandtl number), Lorentz forces contribute to the first order force balance, as predicted for planetary dynamos. When Ra is sufficiently high, dipolar fields affect significantly the flow speed, the flow structure and heat transfer which is reduced by the Lorentz force regardless of the field strength. This physical regime seems to be relevant for studying geomagnetic processes.

Keywords: Earth core, Magnetohydrodynamics (MHD), Dynamo: theory and

1. Introduction

The mechanism whereby planets maintain magnetic fields against ohmic decay is one of the longest standing problems in science. It is commonly believed that the magnetic field is generated by electromotive forces driven by electrically conducting fluid motions in celestial bodies, namely dynamo action (Moffatt, 1978; Dormy, E. and Soward, A. M., 2007). Dynamo action is considered to be responsible for the presence of magnetic activity for a large variety of astrophysical objects including planets, stars and galaxies. Planetary magnetic fields result from dynamo action thought to be driven by convection in electrically conducting fluid regions. Convection in these systems is strongly influenced by the Coriolis force resulting from global planetary rotation.

Since the time of the first fully three-dimensional numerical models (e.g. Glatzmaier and Roberts, 1995), there have been significant advances in our understanding of the fluid dynamics of planetary cores. Many features of the Earth's magnetic field have been reproduced numerically (Christensen et al., 1998, 1999; Busse et al., 1998; Takahashi et al., 2005; Christensen and Wicht, 2007) even though realistic parameters differ by several orders of magnitude in direct numerical simulations. For instance, the Ekman number for the Earth's outer core is approximately $E = 10^{-15}$ whereas $E \geq 10^{-6}$ can be considered in numerical models (see below for a complete definition of this dimensionless number). Possible field generation mechanisms in planetary conducting zones have been proposed by Olson et al. (1999) and dynamo coefficients have been calculated in geodynamo models (Schrinner et al., 2007, 2012) using the test-field method (Schrinner et al., 2005). Progress both in numerical methods as well as in parallel computer architecture has made it possible to explore an extensive parameters space in order to deduce the physical ingredients responsible for the dominance of the axial dipole field (Christensen and Aubert, 2006; King et al., 2010; Schrinner et al., 2012; Soderlund et al., 2012).

From numerical data and theoretical arguments, Christensen and Aubert (2006) have proposed scaling laws in order to predict observables as the magnitude of velocity field and magnetic field for planets (see also Stelzer and Jackson (2013)) and for rapidly rotating stars (Christensen et al., 2009). However, their predictive character and their relevance have been recently questioned by Oruba and Dormy (2014) and Tilgner (2014). In addition, according to several recent numerical studies (King et al., 2010; Soderlund et al., 2012; King and Buffett, 2013), viscosity could play an important role in numerical results. Numerical simulations often explore a physical regime in which viscous effects would dominate inertia whereas the opposite situation is believed to hold in planetary interiors. According to Davidson (2014), helical motions responsible for dynamo processes of dipolar morphology in simulations would result from the importance of viscosity. The relevance of numerical results to improve our knowledge of planetary dynamos is still a question of debate that we address in particular in this paper.

Recently, extreme runs have been carried out in order to reduce the effects of viscosity (Soderlund et al., 2015; Yadav et al., 2016b; Schaeffer et al., 2017). In these

runs, the flow is strongly affected by the Lorentz force which appears as one of the dominant forces, i.e. Lorentz and Coriolis forces would comprise the leading-order force balance (MAC balance). Aubert et al. (2017) have reached very low values of the large-scale viscosity by using a different numerical approach (large-eddy simulations) and they argue for a continuous path connecting today’s simulations with planetary interiors. Aurnou and King (2017) argue that the influence of the Lorentz force depends on the scale and global scale force balance would be geostrophic. Convection would be influenced by the magnetic field only below a certain scale in simulations and in the Earth’s outer core. In this paper, we show that the impact of the Lorentz force depends on the buoyant forcing in our dataset.

Observations and numerical simulations indicate that rapid global rotation and thus the ordering influence of the Coriolis force is of major importance for the generation of coherent magnetic fields (Stellmach and Hansen, 2004; Käpylä et al., 2009; Brown et al., 2010). Kutzner and Christensen (2002) demonstrated the existence of a dipolar and a multipolar dynamo regime and Christensen and Aubert (2006) showed that the transition between the two regimes is governed by a local Rossby number (Ro_ℓ), i.e. by the influence of inertia relative to the Coriolis force. Similar results were reported by Sreenivasan and Jones (2006), as well. Dipolar models were found for small Rossby numbers; they are separated by a fairly sharp regime boundary from multipolar models, where inertia is more important. The models transition from a dipolar morphology to a multipolar state as the local Rossby number increases above a certain value ($Ro_\ell > 0.1$). By considering different initial conditions for the magnetic field, we will show below that multipolar dynamos can be generated for local Rossby numbers lower than 0.1 even if no-slip boundaries are used.

Paleomagnetic measurements have allowed us to reconstruct the dynamics of the magnetic field. Irregularly over geologic time, the Earth’s magnetic polarity has changed sign and such reversals have occurred several hundred times during the past 160 million years. Glatzmaier and Roberts (1995) were the first to simulate such events numerically. Olson and Christensen (2006) have inferred some of the physical causes associated with field reversals in planetary interiors from numerical studies. Reversals would result from the importance of inertia relative to the Coriolis force. If the local Rossby number is close to the transitional value ($Ro_\ell \approx 0.1$), the dynamos are dipole-dominated and exhibit sporadic polarity reversals. In the light of our results, we will question the explanation proposed by Olson and Christensen (2006) for geomagnetic reversals.

By considering lower Ekman numbers and different magnetic Prandtl numbers, we extend the study by Morin and Dormy (2009). Decreasing the Ekman number allows one to explore smaller magnetic Prandtl numbers as highlighted by Christensen and Aubert (2006). It is of primary interest to understand dynamo bifurcations for very low E and Pm as these numbers are known to be 10^{-15} and 10^{-6} respectively, in the Earth’s outer core and of similar order of magnitude in other planetary dynamo regions or in rapidly rotating stellar interiors.

In section 2, we present the differential equations and input/output parameters. Section 3 is devoted to a hydrodynamic study and a kinematic study in which the dynamo threshold as a function of hydrodynamic forcing is determined for simple cases. A systematic study of the dynamo bifurcation is addressed in section 4 and we discuss

these results in section 5. In section 6, we focus on the action of the fields on the flow through the Lorentz force. We also discuss the physical regimes which can give rise to dipolar dynamos. We conclude and apply our results to planetary magnetism in section 7.

2. Equations and dimensionless parameters

Our dynamo models are solutions of the MHD-equations for a conducting Boussinesq fluid in a rotating spherical shell. The fluid motion is driven by convection due to an imposed temperature difference, ΔT (where T denotes the temperature), between the inner and the outer shell boundaries. The fundamental length scale of our models is the shell width L , we scale time by L^2/ν , with ν the kinematic viscosity, and temperature is scaled by ΔT and the magnetic field is considered in units of $\sqrt{\varrho\mu\eta\Omega}$, with ϱ denoting the density, μ the magnetic permeability, η the magnetic diffusivity and Ω the rotation rate. With these units, the dimensionless momentum, temperature and induction equations are

$$E \left(\frac{\partial \mathbf{v}}{\partial t} + (\mathbf{v} \cdot \nabla) \mathbf{v} - \nabla^2 \mathbf{v} \right) + 2\mathbf{z} \times \mathbf{v} + \nabla P = Ra \frac{\mathbf{r}}{r_o} T + \frac{1}{Pm} (\nabla \times \mathbf{B}) \times \mathbf{B}, \quad (1)$$

$$\frac{\partial T}{\partial t} + \mathbf{v} \cdot \nabla T = \frac{1}{Pr} \nabla^2 T, \quad (2)$$

$$\frac{\partial \mathbf{B}}{\partial t} = \nabla \times (\mathbf{v} \times \mathbf{B}) + \frac{1}{Pm} \nabla^2 \mathbf{B}. \quad (3)$$

Here, the unit vector \mathbf{z} indicates the direction of the rotation axis. We also note that the velocity field \mathbf{v} and the magnetic field \mathbf{B} are solenoidal. The system of equations is governed by four dimensionless parameters, the Ekman number $E = \nu/\Omega L^2$, the (modified) Rayleigh number $Ra = \alpha_T g_o \Delta T L / \nu \Omega$, the Prandtl number $Pr = \nu/\kappa$, and the magnetic Prandtl number $Pm = \nu/\eta$. In these definitions, α_T stands for the thermal expansion coefficient, g_o is the gravitational acceleration at the outer boundary, and κ is the thermal diffusivity. Another control parameter is the aspect ratio of the shell defined as the ratio of the inner to the outer shell radius, $\chi = r_i/r_o$. It determines the width of the convection zone and is fixed in our study at 0.35. The mechanical boundary conditions are no-slip at both boundaries. Furthermore, the magnetic field matches a potential field outside the fluid shell and fixed temperatures are prescribed at both boundaries.

Some of the models investigated here exhibit bistability where the solution depends on the initial conditions for the magnetic field. A strong ($\Lambda \approx 10$) initial dipolar field gives rise to a dipolar solution whereas a multipolar solution is obtained when a weak seed field is considered as an initial condition (see section 4). Some calculations were started from a numerical solution with slightly different parameters to test for hysteresis. In the bistable regime, models resulting from simulations with an initially weak magnetic field are referred to here as multipolar models and are distinguished from dipolar solutions initially started with a strong magnetic field.

The numerical solver used to compute solutions of equations (1)-(3) is PaRoDy (Dormy et al., 1998, and further developments). The numerical method is similar to that described in Glatzmaier (1984) except for the radial discretisation, which is treated with a finite difference scheme in physical space on a non-uniform grid denser close to the boundaries. Moreover, the pressure term has been eliminated by considering the double curl of the momentum equation.

Our numerical dynamo-models are characterized by non-dimensional output parameters. Dimensionless measures for the flow velocity are the magnetic Reynolds number, $Rm = v_{\text{rms}} L/\eta$, and the Rossby number, $Ro = v_{\text{rms}}/\Omega L$. In both definitions, v_{rms} stands for the rms velocity of the flow. Similarly, B_{rms} denotes the rms magnetic field strength. We also measure the local Rossby number as introduced by Christensen and Aubert (2006), $Ro_\ell = Ro \bar{\ell}/\pi$, based on the mean harmonic degree $\bar{\ell}$ of the velocity field,

$$\bar{\ell} = \sum_{\ell} \ell \frac{\langle (\mathbf{v})_{\ell} \cdot (\mathbf{v})_{\ell} \rangle}{\langle \mathbf{v} \cdot \mathbf{v} \rangle}. \quad (4)$$

The angle brackets in (4) denote an average over time and $(\mathbf{v})_{\ell}$ is the velocity component at degree ℓ . Another definition relevant for stress-free mechanical boundaries is given by Schinnerer et al. (2012) (see their Appendix). In this definition, the axisymmetric zonal contribution v_{ϕ}^{ax} is not taken into account in the calculation of the Rossby number which becomes a convective Rossby number based on the convective velocity $v_c = v_{\text{rms}} - v_{\phi}^{\text{ax}}$ and in the calculation of the mean harmonic degree $\bar{\ell}_c$ of the convective flow v_c . $\langle \mathbf{v}_c \cdot \mathbf{v}_c \rangle$ corresponds to the non-zonal (or convective) energy of the flow. We also define the convective Reynolds number $Re_c = v_c L/\nu$ and the zonal Reynolds number $Re_z = v_{\phi}^{\text{ax}} L/\nu$.

The magnetic field strength is measured by the dimensionless Lorentz number, $Lo = B_{\text{rms}}/(\sqrt{\varrho\mu}\Omega L)$, and the classical Elsasser number $\Lambda = B_{\text{rms}}^2/\Omega\varrho\mu\eta$. They are related through $\Lambda = Lo^2 Pm/E$. Moreover, following Christensen and Aubert (2006), we characterize the geometry of the magnetic field by the relative dipole field strength, f_{dip} or dipolarity, which is defined as the ratio of the average field strength of the dipole field to the field strength in harmonic degrees $\ell \leq 12$ at the outer boundary.

A non-dimensional measure for the heat transport is given by the Nusselt number, Nu , defined as the ratio of the total heat flow Q and the conducted heat flow, $Q_{\text{cond}} = 4\pi r_o r_i \varrho c \kappa \Delta T/D$ with the heat capacity c . In our models, $Nu = Q/Q_{\text{cond}}$ is measured at the outer boundary and averaged in time.

Typical resolutions are 288 points in the radial direction (up to 384 points). The spectral decomposition is truncated at a hundred modes (up to $l_{\text{max}} = m_{\text{max}} = 256$), in order to observe a drop by a factor of 100 or more for the kinetic and the magnetic energy spectra of l and m from the maximum to the energy cut-off l_{max} and m_{max} .

3. Kinematic study

In this section, we study the ability of convection motions in rapidly rotating spherical shells to drive a dynamo. With a weak initial magnetic field, the Lorentz force does not affect the flow. In this case, the flow is called kinematically unstable when the initial field grows exponentially. This configuration is obtained if the magnetic Reynolds

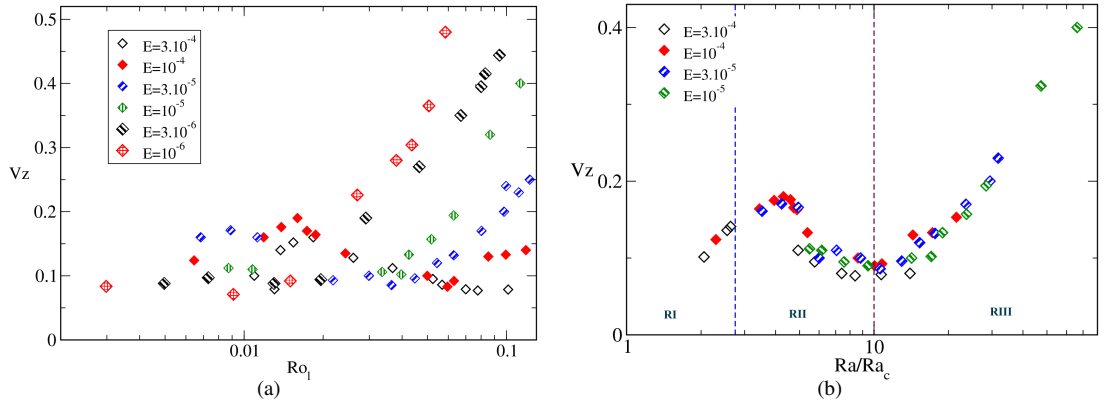


Figure 1: Relative importance of zonal flows measured by V_Z in hydrodynamical simulations as a function of Ro_ℓ (panel (a)) and Ra (panel (b)).

number is higher than a critical value Rm_c . Otherwise, exponential decay is observed. We determine the evolution of Rm_c with the control parameters Ra and E . In this section, the kinematic phase is numerically considered by explicitly ignoring the Lorentz force in the MHD equations.

3.1. Convection in rapidly rotating spherical shells

We shortly review some important hydrodynamical results and we highlight in particular some properties of flows on which dipolar solutions can set in ($Ro_\ell \leq 0.12$) (see Fig 1(a)). Gastine et al. (2016) present a recent study of convection in rotating spherical shells. However, the relative amplitude of zonal flows is not explicitly addressed.

Small-scale convection transfers kinetic energy via nonlinear Reynolds stresses into the mean zonal flow, the magnitude of which is measured by $V_Z = E_{ax}^{tor} / E_{KIN}$ where E_{ax}^{tor} denotes the axisymmetric toroidal part of the mean kinetic energy E_{KIN} . To obtain a Reynolds stress effect, a high degree of correlation is required between the cylindrically radial and azimuthal velocity components of the small-scale eddies. The dynamics of convection columns is intimately connected for Prandtl numbers of the order unity or less with the differential rotation that is partly generated by their Reynolds stresses especially when free-slip boundaries are used (Grote et al., 2000; Christensen, 2002; Busse and Simitev, 2006). The use of rigid boundaries is known to dramatically affect the magnitude of zonal flows in numerical models and in experiments (Aubert et al., 2001; Aubert, 2005; Gillet and Jones, 2006). As the Ekman number decreases, the effect of the boundary layer dissipation decreases and the energy of zonal flows becomes important (see Fig 1(b)). Asymptotic studies have shown that zonal flows could be important in the Earth's outer core. The turbulent regime is particularly interesting for planetary applications where $E \ll 1$, $Re \gg 1$ and $Ro \ll 1$. In geodynamo simulations, the Reynolds number would never be large enough in order to ignore viscous effects in the interior of the shell, in contrast with what is expected in planetary

interiors. However, our hydrodynamical results suggest that zonal flows can have a significant part of the kinetic energy in geodynamo simulations. We show in our MHD study that zonal flows affect the nature of the dynamo bifurcation and they allow the existence of a bistable regime.

In rotating spherical shells, the flow is dominated by columnar vortices aligned with the rotation axis distributed around the solid inner core close to the onset of convection. Heat transfer occurs preferentially in the equatorial plane in this regime. These rolls exhibit properties of thermal Rossby waves in that they are drifting in the prograde azimuthal direction. Slightly above the supercriticality (in RI), the Coriolis force and the pressure force dominate and they organize the flow in columns parallel to the rotation axis (Proudman-Taylor constraint). Such a flow structure is shown in Fig 3 (left panels). The helicity $He = \langle \mathbf{v} \cdot (\nabla \times \mathbf{v}) \rangle$, is predominantly positive in the southern hemisphere and negative in the north. In this case, the brackets $\langle \dots \rangle$ denote an average over time and spatial directions.

Close to the onset of convection ($Ra \leq 3Ra_c$: RI), only one convection mode develops or dominates and the magnitude of V_Z is limited (below 0.2, see Fig 1(b)). The convection mode which develops for the lowest Rayleigh number when the other control parameters are fixed, is called the critical mode and this mode has the azimuthal symmetry m_c . This situation is typical for convection in RI. The increase of Ra allows to extend convection cells into the whole volume.

For higher supercriticalities ($3Ra_c \leq Ra \leq 10Ra_c$), V_Z decreases as Ra increases. The flow becomes time dependent and its equatorial symmetry is less and less pronounced. Additional convection modes develop and join the critical one. The fluid inside the tangent cylinder is still nearly stagnant. Otherwise, convection is vigorous and almost space-filling. The size of convective vortices becomes thinner in the azimuthal direction (see Fig 3, middle panels). Helicity which has only one sign in each hemisphere in RI, varies along the rotation axis in RII and it changes sign with the emergence of helical motions close to the solid inner core.

At sufficiently supercritical Rayleigh numbers ($Ra \geq 10 Ra_c$: RIII), V_Z increases with Ra (see Fig 1(b)), i.e. zonal flows play an increasingly important role as buoyant forcing increases. Aubert et al. (2001) have also mentioned in their experimental and theoretical study that the turbulent scaling fits their data (the flow speed and the typical length scale) when $Ra > 10 Ra_c$ for both fluids: gallium ($Pr = 0.025$) and water ($Pr = 7$) (see their figures 10 and 11). Convection develops in RIII in the polar regions as well. Fluid motions in these regions interact with the turbulent convection outside the tangent cylinder. In this turbulent regime (RIII), convection is organized as a set of thin plume sheets rather than columnar cells. The pattern still drifts, but this is no longer the consequence of wave propagation, but of a real zonal circulation that can be strong when compared to convective velocity (see Aubert et al. (2001) and references therein). Reynolds stresses (inertial effects) and thermal wind forcing generate large-scale zonal flows even if the Coriolis force is still dominant ($Ro_\ell < 0.12$).

Fig 1(a) shows that lowering the Ekman number promotes the development of zonal flows for lower Ro_ℓ . The typical flow structure for convection motions in RIII is given in Fig 3 (right panels). A prograde jet close to the equator and a retrograde jet are observed on the outer boundary (Christensen et al., 1999; Aubert, 2005). Such a mean zonal flow is typical for convection motions in rapidly rotating spherical shells with

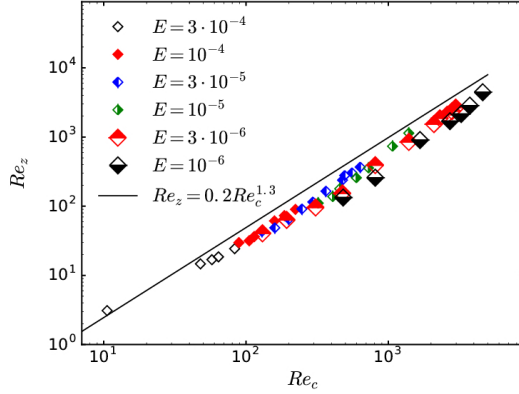


Figure 2: Evolution of the zonal Reynolds number Re_z as a function of the convective Reynolds number Re_c in hydrodynamic direct numerical simulations with $Ra > 10Ra_c$, $Pr = 1$ and different Ekman numbers. The line gives the 1.3 scaling which appears to fit the low Pr data according to Gillet and Jones (2006). We note that this scaling law also describes our dataset with $Pr = 1$ in the turbulent regime.

rigid (in RIII) or free-slip boundaries and a large aspect ratio χ . Inertia perturbs the QG structure of the flow. We confirm with our dataset the scaling law $\langle v_\phi \rangle \propto \langle v_{nz} \rangle^{1.3}$ found by Gillet and Jones (2006) in RIII (see Fig 2).

3.2. Kinematic dynamo action

At sufficiently low Ra ($Ra \leq 10Ra_c$), the flow remains perfectly equatorially symmetric. Equatorially symmetric and anti-symmetric magnetic modes then decouple. In this case, we observe that the most unstable mode is anti-symmetric and it corresponds to the axial dipolar component. Close to the kinematic dynamo threshold Rm_c , the growth rate of the magnetic energy σ approaches zero and evolves linearly with the distance $Rm - Rm_c$. Since $Rm = Re Pm$, Rm can be varied for a given flow (i.e. for a particular value of Re determined by Ra) by changing Pm . For a given buoyant forcing Ra and Ekman number E , a series of kinematic simulations was performed by varying Rm (by changing Pm) and the exponential growth (or decay) rate was measured. The threshold Rm_c was determined by linearly interpolating the values of Rm between the slowest growing dynamo and the slowest decaying dynamo. The series of runs was then repeated for different values of Ra and $E = 3 \cdot 10^{-4}$ and $E = 10^{-4}$ with $Pr = 1$. This method has been also recently used in cartesian models by Sadek et al. (2016). Since this procedure is numerically demanding, we have limited this kinematic study to $E > 10^{-5}$ (see Fig. 4).

In RI and part of RII, the critical magnetic Reynolds number Rm_c decreases when increasing Ra . It means that increasing Ra promotes dynamo action sufficiently close to the onset of convection. Because of the definitions of Ra and E , the influence of the global rotation results from the values of these numbers. As the rotation rate increases (by decreasing Ra or E), it suppresses vertical variations and the flow becomes almost QG. Two-dimensional flows can not give rise to dynamo action. However, a QG




Figure 3: Axial vorticity $\omega_z = \nabla \times \mathbf{v} \cdot \mathbf{z}$ in the equatorial plane (top panels) and azimuthal sections of ω_z (bottom panels) for hydrodynamical simulations in RI (left panels) with $E = 10^{-4}$ and $Ra = 160 = 2.297Ra_c$; in RII (middle panels) with $E = 3 \cdot 10^{-5}$ and $Ra = 900 = 10.47Ra_c$ and in RIII (right panels) with $E = 10^{-5}$ and $Ra = 5000 = 47.3Ra_c$. Such flow structures are typical for convection motions in each regime (RI, RII, RIII).

flow with three components can trigger dynamo action (see Roberts & King 2013 for a recent review on geodynamo theory). Increasing Ra in RI allows to obtain a more complex flow which promotes dynamo action. Slightly above Rm_c , the growing magnetic energy is mainly divided into two azimuthal components. One of them is the axisymmetric axial dipolar mode. The second mode has the same azimuthal symmetry as the dominant convection mode.

In RI, convection cells extend only partly to the outer boundary in the equatorial plane. The optimal configuration for having dynamo action (Rm_c reaches its minimum) corresponds to a completely developed and space-filling convection with almost no zonal flows (RII). In this regime, the most unstable mode is equatorially symmetric and it is dominated by the axial dipolar component. For $E = 3 \cdot 10^{-4}$, Rm_c increases rapidly with Ra in RII whereas Rm_c is almost constant with $E \leq 10^{-4}$.

In RIII, Rm_c increases with Ra (see Fig 4). In the kinematic phase, the growing magnetic field has no preferential symmetry since the velocity field breaks the equatorial symmetry. Magnetic modes with a low axial dipole contribution and sometimes

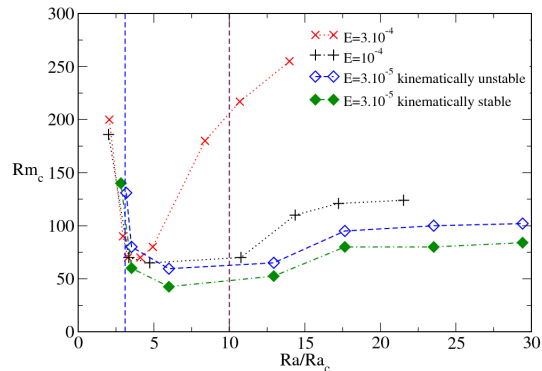


Figure 4: Kinematic dynamo threshold Rm_c as a function of the supercriticality Ra/Ra_c indicated by cross symbols ($E \geq 10^{-4}$). For $E = 3 \times 10^{-5}$ (diamond symbols), a weak seed field is amplified for empty symbols whereas it decreases for full symbols.

localized mainly in one hemisphere grow in time if Rm exceeds Rm_c . Large kinetic fluctuations affect the growth rates which must be averaged over long periods of time (several magnetic diffusion times) in order to have precise values. Determining Rm_c in the turbulent regime requires considerable numerical resources. In models with high Ra , kinetic fluctuations and zonal flows have certainly an important role in field generation. This point is addressed in more details in the next sections by highlighting the saturation mechanism of non-dipolar dynamos. Additional equatorially anti-symmetric flow contributions set in and couple magnetic modes of both symmetries. Since Rm_c increases with Ra , we can note that the emergence of small-scale kinetic fluctuations and large-scale zonal flows has the effect of reducing dynamo action even though the effects of global rotation are still dominant (Ro_ℓ smaller than 0.1).

4. A systematic study of dynamo bifurcations in geodynamo models

4.1. Previous studies and method

In this section, numerical results for the full MHD equations including the back-reaction of the Lorentz force are presented. The models are integrated in time until a statistically steady state is reached. Two initial conditions for the magnetic fields are considered: a strong dipolar field (with $\Lambda \approx 10$) or a weak seed field where all spherical harmonics lower than 20 (for the degree l and the number m) are initialized with random amplitudes corresponding to the Elsasser number of $\Lambda \approx 10^{-2}$. The initial velocity field and the temperature perturbation correspond to the solutions described in the previous section. Some calculations were started from a saturated state of another model with slightly different parameters to test for hysteresis.

According to our hydrodynamical study, the turbulent regime which is relevant for planetary interiors is poorly explored with the Ekman numbers in the range $10^{-3} \geq E \geq 10^{-4}$ which Morin and Dormy (2009) utilised. Systematic parameter studies have also been done with the same numerical setup (Christensen et al., 1999; Kutzner

and Christensen, 2002; Christensen and Aubert, 2006; King et al., 2010; Schrunner et al., 2012; Soderlund et al., 2012; Yadav et al., 2016a). Given that viscosity plays an important role in simulations with $E \geq 10^{-3}$, we limit the range to lower values. In addition, those particular behaviors are observed in simulations when $E \geq 10^{-3}$: the bifurcation can take the form of an isola (Morin and Dormy, 2009), the magnetic field can be dominated by an equatorial dipole component (Aubert and Wicht, 2004) or a subcritical dynamo can be obtained close to the onset of convection (Christensen et al., 2001). We do not observe such behaviors for smaller Ekman numbers.

In our dataset, the buoyant forcing Ra is varied significantly up by a factor of 14 from $Ra = 500$ to $Ra = 7000$ for the lowest value of E . Pm is also varied by a factor of 24 from $Pm = 0.5$ to $Pm = 12$ for $E = 10^{-4}$ and almost by a factor 67 from $Pm = 0.075$ to $Pm = 5$ for $E = 10^{-5}$. By considering such a huge parameter space, we obtain a large amount of dynamo bifurcations in each hydrodynamical regime. Previous studies either focused on one particular hydrodynamical regime or obtained only a small amount of bifurcations with $E < 10^{-3}$ (Morin and Dormy, 2009). Due to these limitations, previous studies on the nature of dynamo bifurcations with our setup were never able to precisely highlight the influence of the dimensionless parameters Pm , Ra and E . Such influences are crucial in order to understand the expected behavior with realistic parameters. The Earth’s Ekman number is estimated to be $E = 10^{-15}$, some eight orders of magnitude lower than what is currently achievable in numerical simulations, i.e. $E = 10^{-6}$ (Yadav et al., 2016b) or $E = 10^{-7}$ (Schaeffer et al., 2017). In our MHD study, the range $10^{-5} \leq E \leq 3 \cdot 10^{-4}$ is considered in order to provide a large number of models and vary significantly the other dimensionless numbers. This method enables us to quantitatively understand the influence of the different physical processes responsible for magnetic field generation.

For $E = 3 \cdot 10^{-4}$, Morin and Dormy (2009) observed a supercritical dynamo bifurcation with $Pm = 6$ and a subcritical one by lowering Pm to 3. Decreasing the Ekman number to $E = 10^{-4}$ allowed to have a supercritical bifurcation for $Pm = 3$. The behavior observed with $Pm = 6$ (supercritical bifurcation) is shifted towards lower values of Pm as E is decreased. Morin and Dormy (2009) argued that this behavior could be extrapolated to realistic parameters because both E and Pm are very low in planetary interiors. They chose the Rayleigh number Ra as their control parameter, even though changing this number affects significantly the flow because it directly controls the buoyant driving. To highlight the nature of dynamo bifurcations, we show the evolution of Λ in $(Pm, Ra/Ra_c)$ plane for $3 \cdot 10^{-4} \geq E \geq 10^{-5}$.

Fig. 5 shows our MHD dataset in $(Ra/Ra_c, Pm)$ planes for different Ekman numbers. Dipolar solutions below or on the red dotted curve are only obtained with a strong initial field. For $E = 3 \cdot 10^{-4}$ and $E = 10^{-4}$, these curves correspond to the kinematic dynamo threshold in Fig 4. We show that the nature of dynamo bifurcations depends on the hydrodynamical regime. These regimes are separated in Fig 5 by vertical dotted lines.

4.2. Dynamo bifurcation in RI

Given that Re is low in RI, high values of Pm have to be considered so that $Rm = Re Pm$ exceeds Rm_c . In addition, as seen in the kinematic study, Rm_c is high in

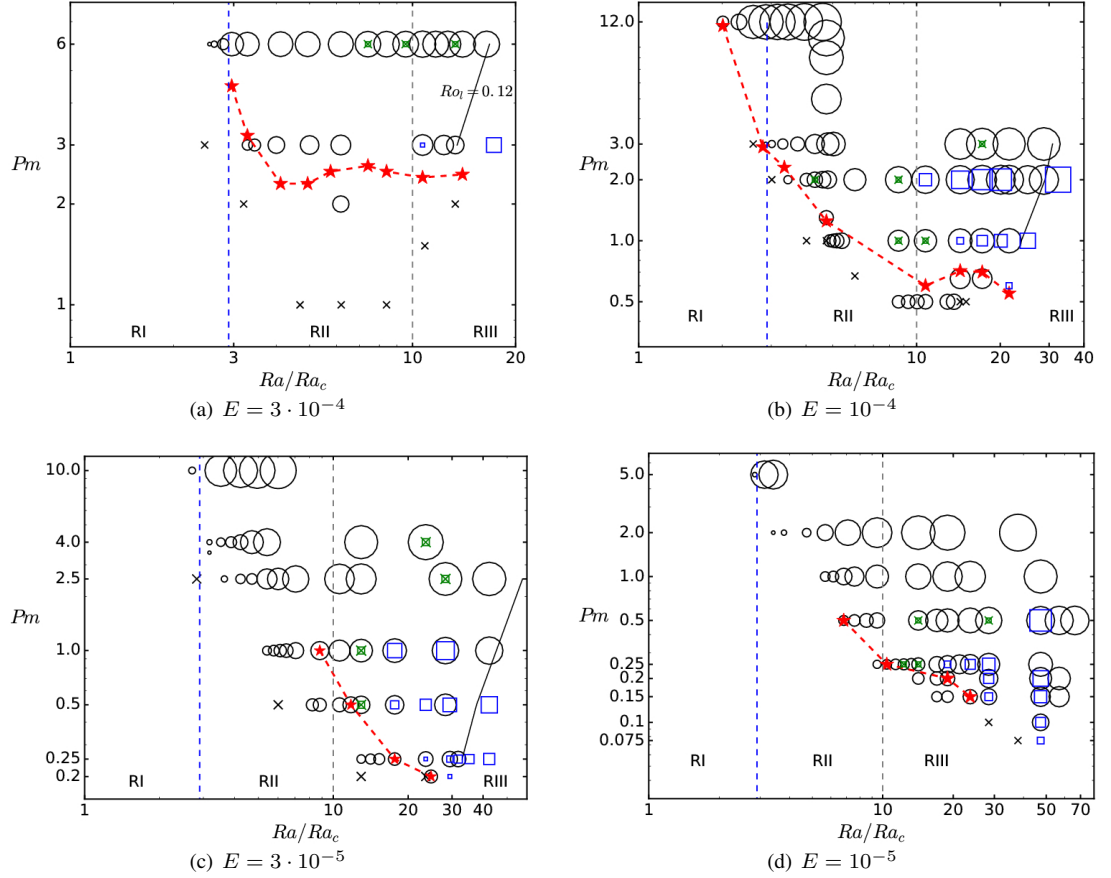


Figure 5: Regime diagrams for dynamos with rigid boundaries driven by an imposed temperature contrast at different values of the Ekman number. Circles show dipolar dynamos, squares non-dipolar dynamos and crosses failed dynamos. The crossed out squares (in green) indicate that a dipolar solution is obtained regardless of the magnitude of the initial field. For circles and squares, the size of the symbol has been chosen according to the value of the Elsasser number ($\propto \log(\Lambda)$). Dynamo solutions below the red dotted curves can be only obtained by considering a strong initial field. For $E = 3 \cdot 10^{-4}$ and $E = 10^{-4}$, these red dotted curves correspond to the kinematic dynamo threshold in Fig 4.

RI. We explore dynamo bifurcations in RI for $E = 3 \cdot 10^{-4}$, $Pm = 6$; $E = 10^{-4}$, $Pm = 12$; $E = 3 \cdot 10^{-5}$, $Pm = 10$ and $E = 10^{-5}$ and $Pm = 5$ (see Fig 5).

Fig 6(a) shows a typical dynamo bifurcation diagram for RI. The parameters are $E = 10^{-4}$, $Pm = 12$. Clearly, a supercritical dipolar branch is obtained. Morin and Dormy (2009) and Dormy (2016) presented very similar diagrams with $E = 3 \cdot 10^{-4}$ and $Pm \geq 6$.

The magnitude of the field strength is very low in the vicinity of the dynamo threshold for models in RI. As a result, the flow is almost unchanged by Lorentz forces. In particular, the structure of the flow is still dominated by only one convection mode and the dynamo solution can be classified as a laminar dipolar dynamo. In Fig 6(a), laminar dynamos have $\Lambda < 1$ and $Ra \leq 160$ ($Ra \leq 2.3Ra_c$).

We observe an increase of the magnetic energy (measured by the Elsasser number Λ) by more than one order of magnitude when Ra is increased from $Ra = 160$ ($2.3Ra_c$) to $Ra = 180$ ($2.6Ra_c$) for $E = 10^{-4}$ and $Pm = 12$ (see Fig. 6(a)). A similar sharp increase is obtained for $E = 3 \cdot 10^{-4}$ and $Pm \geq 6$. Such a jump is only observed at low Ra (in RI). Then, a further increase of Ra induces a moderate variation of Λ . Such a sharp and pronounced variation for the magnetic energy has recently been reported by Dormy (2016) as the manifestation of a new strong-field dynamo branch in geodynamo simulations with high Pm . This strong-field branch is believed to be relevant in the geodynamo context (Roberts, 1978). We only observe such sharp variations of Λ in the laminar regime.

In our kinematic study, we highlighted the inverse relationship between Rm_c and Ra in RI. $Rm = Re Pm$ increases with the vigour of convection. But, when keeping Pm fixed and increasing Ra , not only the flow amplitude, but also the efficiency of the dynamo increases as indicated by the decreasing critical magnetic Prandtl number in our kinematic simulations. The dynamo supercriticality $Rm - Rm_c$ therefore rises more significantly than the increase in flow amplitude due to the larger Ra would imply. This suggests a somewhat faster increase of magnetic energy with Ra . However, the very drastic rise at a certain Rayleigh number indicates a bifurcation to another magnetic mode. The action of the Lorentz force must be taken into account in order to understand the abrupt variations of Λ .

A sharp increase of Λ with Ra is typical of dynamo bifurcations in the laminar regime (see Fig 6) and the field strength increases by one order of magnitude. Such variations can be regarded as a transition between laminar dynamos of weak dipolar fields and dynamos with stronger dipolar fields which must affect significantly the flow. However, their hydrodynamic counterparts are still in RI. In particular, without the action of magnetic field through Lorentz forces, the flow is still dominated by only one convection mode when Ra is increased from $Ra = 160$ to $Ra = 180$ with $E = 10^{-4}$. When the dynamo obtained with $Ra = 160$ was utilized for the initial conditions of the model with $Ra = 180$, a more turbulent dipolar dynamo sets in with a significant increase of the magnetic energy and the development of many convection modes (see Fig 6 panels (b) and (c)). The same process occurs when a transition takes place from a weak-field dynamo to a strong-field dynamo in Dormy (2016). In Fig 6, for $Ra = 140$ and $Ra = 160$ ($Ra \leq 2.3Ra_c$), weak dipolar fields are obtained ($\Lambda < 1$) and only one convection mode is observed (laminar dynamos). According to the evolution of Λ with Ra , a laminar dynamo with Λ slightly greater than unity for $Ra = 180$ should be

obtained. This scenario seems to take place at the beginning of the simulation when Ra is increased to $Ra = 180$. However, when Λ approaches unity, the Lorentz force enters in the main force balance. Kinetic and magnetic perturbations with a variety of azimuthal symmetry develop and the global manifestation of this transition is a marked increase of Λ , visible in Fig. 6(a). We report here in Fig 5 abrupt variations of Λ for 4 different values of E . Morin and Dormy (2009) and Dormy (2016) observed similar variations only with $E = 3 \cdot 10^{-4}$. Thus, we have noticed that all these abrupt variations occur in the same way (regardless the value of E). Variations result from a transition between laminar dynamos with $\Lambda < 1$ and strong-field dynamos.

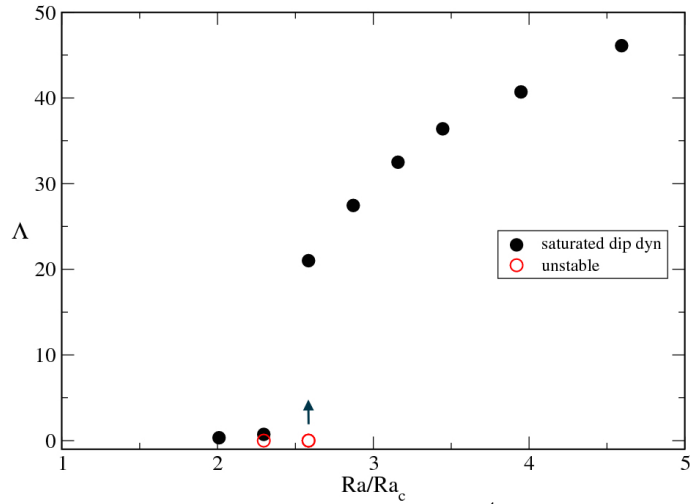
This result is in agreement with magnetoconvection studies in which the development of convection is affected by strong fields. In the presence of strong imposed magnetic fields and rotation, the first order force balance is magnetostrophic, i.e. a balance between the Coriolis, pressure gradient, and Lorentz terms. Studies of linear magnetoconvection have shown that the azimuthal wavenumber of convection decreases to $m = \mathcal{O}(1)$ when a strong magnetic field ($\Lambda > 1$) is imposed in the limit $E \rightarrow 0$ (Chandrasekhar (1961); Eltayeb and Roberts (1970); Fearn and Proctor (1983); Cardin and Olson (1995)) whereas for the non-magnetic case, linear asymptotic analyses predict that the azimuthal wavenumber of axial columns varies as $m = \mathcal{O}(E^{-1/3})$ (Roberts, 1968; Jones et al., 2000; Dormy et al., 2004). When the field strength becomes important ($\Lambda \sim 1$), the spatial structure of convection modes are affected by the Lorentz force. As predicted by magnetoconvection, we observe that the flow structure depends on the magnitude of the magnetic field Λ .

4.3. Dynamo bifurcation in RII

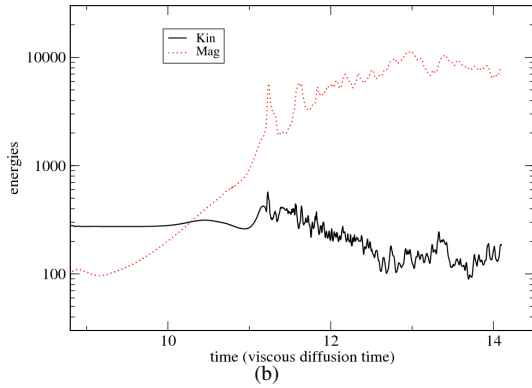
In this section, we highlight the nature of the dynamo bifurcation in RII ($3Ra_c \leq Ra \leq 10Ra_c$). Considering lower values of Pm allows to study the nature of the dynamo bifurcation in RII. Regardless of the magnitude of the initial magnetic field, the axial dipolar component is finally the dominant magnetic component, i.e. a dipole-dominated dynamo is obtained. Crossed out squares (in green) indicate different magnitude for the initial field has been tested. Contrary to laminar dynamos, the saturated field acts on the velocity field by reducing the kinetic energy and the amplitude of velocity fluctuations close to the dynamo threshold (see the figure 8 in Morin and Dormy (2009)). The saturated field differs from the kinematically growing mode mainly by the presence of extended toroidal magnetic fields close to the equatorial plane.

In Fig. 5, supercritical bifurcations are observed with the parameters $E = 10^{-4}$ and $Pm = 3$ (panel (b)), $E = 3 \cdot 10^{-5}$ and $Pm \geq 2.5$ (panel (c)) and $E = 10^{-5}$ and $Pm \geq 1$ (panel (d)). For these models, the field strength increases gradually with the control parameters Ra or Pm and saturated dipolar dynamos only exist if Rm exceeds the kinematic critical Reynolds number Rm_c . For lower Pm , strong initial dipolar fields are maintained over time with $Rm < Rm_c$ (below the red dotted curves). Otherwise, no dynamo action can be generated with weak initial fields. For these parameters, a turning point Rm_t exists below which strong initial fields cannot be maintained. Such a behavior corresponds to subcritical bifurcations.

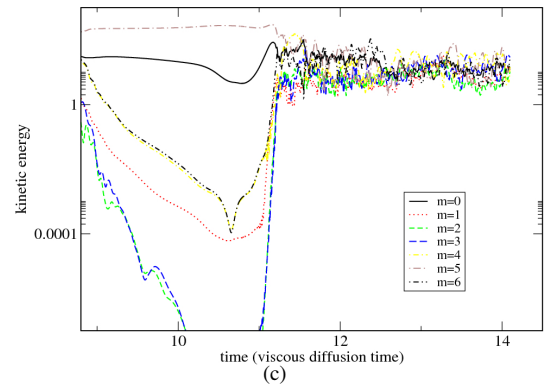
When Ra is slightly higher than $3Ra_c$ (close to RI) and Rm slightly higher than Rm_c , a process called “mode selection” is observed. This process explains the existence of laminar dynamos in which only one convection mode is dominant in RII. In



(a) Dynamo bifurcation diagram with $E = 10^{-4}$ and $Pm = 12$



(b)



(c)

Figure 6: Λ as a function of Ra with the parameters $E = 10^{-4}$ and $Pm = 12$ (top panel). Pm is sufficiently high to explore RI close to the dynamo onset. In panels (b) and (c), temporal evolution of the kinetic and magnetic energies are shown for a simulation with $Ra = 180 = 2.584 \times Ra_c$ which has been initialized with the saturated solution with $Ra = 160$. These panels illustrate the generation of additional azimuthal convection modes in dynamo models whereas the azimuthal symmetry of the non-magnetic velocity field is unchanged.

the kinematic phase, the growing magnetic energy is primarily distributed on the axisymmetric component and on another azimuthal mode with a symmetry close to that of the critical convection mode m_c . At this time, the velocity field is not affected by this weak growing magnetic mode and the kinetic energy is distributed on several azimuthal modes as it is typical in RII. In the saturated phase, the Lorentz force promotes the kinetic azimuthal mode with the same symmetry as the initially growing magnetic mode and it has a negative influence on the other kinetic convection modes. Consequently, a laminar dynamo is finally the stable solution if Λ is smaller than 1 as in RI. Such a mode selection process was also reported by Morin and Dormy (2009). Dynamos with stronger fields ($\Lambda > 1$) are generated by increasing Ra or Pm in which the dominance of only one convection mode is less pronounced.

In RII, the field strength Λ depends on Pm and Ra . The smaller E , the faster Λ increases with Ra and Pm (see also Appendix A).

Abrupt variations of Λ has been obtained in RI. Such variations do not appear in RII. Weak and strong dynamo branches observed in RI seem to collapse in RII and give rise to the usual dipolar branch. In RII, Λ (size of the circles in Fig 5) increases with Pm and can reach values higher than 40. In this case, the Lorentz force affects the flow structure (see section 5 and 6). Even if only one dipolar branch exists in RII and RIII, the relative importance of the Lorentz force depends strongly on Pm . In simulations with high-enough Pm values, this force is one of the dominant forces.

4.4. Dynamo bifurcation in RIII

In RIII, the magnetic field topology depends on the magnitude of the initial field at low values of Pm (see Fig. 5). With a weak initial field, multipolar solutions are obtained with Rm close to Rm_c and E sufficiently low whereas for Pm or E sufficiently high, dipole-dominated dynamos are finally the stable solutions. For $E = 3 \cdot 10^{-4}$, only one bistable example has been obtained (see Fig 5(a) and Fig 7). But, the size of the bistable area in $(Ra/Ra_c, Pm)$ -plane increases as E decreases (see also Fig. 7). The stability domain of dipolar solutions is limited on the right by the criterion $Ro_\ell < 0.12$ (Christensen and Aubert, 2006).

Multipolar dynamos are only generated from a flow in the turbulent regime (RIII). The magnitude of the magnetic energy is proportional to the difference $Rm - Rm_c$ for the multipolar branch and only sets in from a small perturbation when $Rm > Rm_c$ (see Appendix). This bifurcation is thus a supercritical one. The use of strong initial fields inhibited multipolar dynamos close to Rm_c in previous systematic studies. For instance, Christensen and Aubert (2006) claimed that the dynamo threshold for multipolar dynamos corresponds to $Rm > 1000$. By considering a weak initial field, we have clearly determined the nature of the dynamo bifurcation for the multipolar branch and the existence of multipolar dynamos with Ro_ℓ much lower than 0.1 with Rm close to Rm_c (see Fig. 4).

When Pm is sufficiently high, regardless of the initial magnetic field, the dynamo is dominated by the axial dipolar component. Such solutions obtained by considering a weak initial field are shown in Fig. 5 by green crossed out squares. Such solutions provide the upper bound of the stability domain of multipolar dynamos in $(Ra/Ra_c, Pm)$ -plane. Crossed out squares appear for lower Pm as the Ekman number decreases.

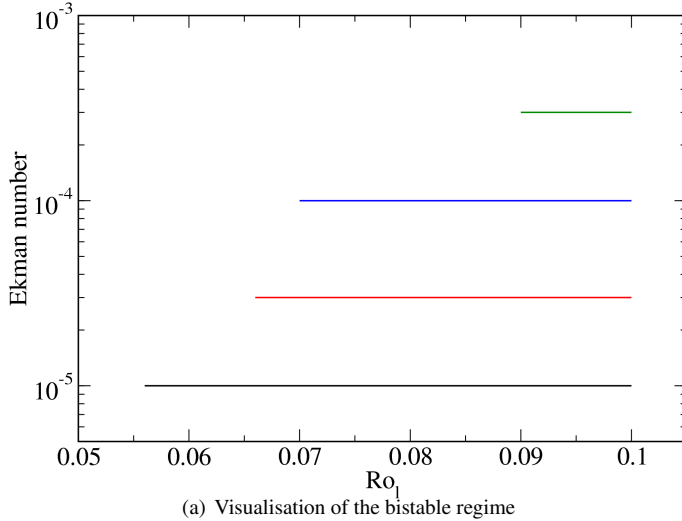


Figure 7: Evolution of the bistable regime in a plane (Ro_ℓ, E) . By considering weak initial fields, multipolar solutions can be obtained into the stability domain of dipolar fields which gives rise to a bistable regime. The solution depends on the magnitude of the initial field and on Pm .

However, this stability domain is shifted down by lowering E and its size increases by reaching much lower values of Pm .

In Fig. 7 we report the extension of the bistable regime for different Ekman numbers E . As E decreases, multipolar solution with lower Ro_ℓ can be obtained by considering a weak initial field. This result suggests that multipolar solutions characterized by reversing fields could be relevant solutions for realistic parameters: $E = 10^{-15}$ and $Ro = 10^{-6}$. However, geomagnetic reversals are rare events and the Earth’s magnetic field is dominated by the dipolar component.

The existence of a bistable regime in geodynamo models was not so clearly reported by previous systematic parameter studies using the same numerical setup. Christensen and Aubert (2006) only mentioned that the dipolarity depends on the initial magnetic conditions for one set of parameters. The existence of a bistable regime induces a hysteretic behavior. For $E = 10^{-4}$ and $Pm = 2$, $Pm = 1$ and $E = 3 \cdot 10^{-5}$ and $Pm = 0.25$ (see Fig B.22), we have tested the existence of a hysteretic behavior as Ra is varied. Dipolar fields collapse if Ra is increased such as Ro_ℓ exceeds the transitional value 0.12 and the multipolar field configuration appears to be the only stable solution. Since the multipolar branch can extend into the stability domain of dipolar dynamos, hysteretic behavior is observed if Ra is decreased from this state, i.e. multipolar dynamos are maintained in the stability domain of dipolar dynamos. As stated by Busse and Simitev (2010) and Schinnerer et al. (2012) for stress-free models, the emergence of a bistable regime results from the action of zonal flows. As described in our hydrodynamical study, zonal flows gain in strength when the Ekman number is decreased in RIII even if Ro_ℓ is much lower than 0.1 in models with no-slip boundaries.

Strong dipolar fields can be maintained over time whereas weak fields are not am-

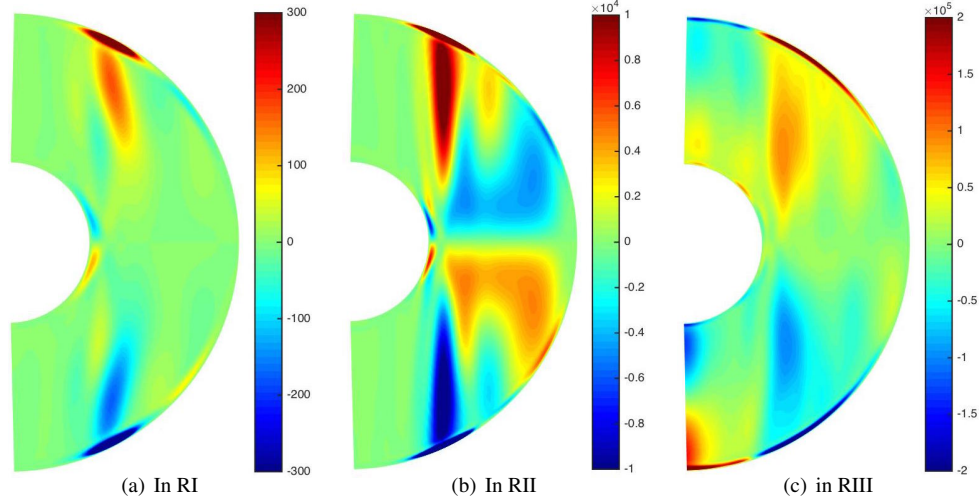


Figure 8: Action of the magnetic field on the helicity distribution. Helicity from the associated non-magnetic runs have been subtracted from the helicity calculated in MHD simulations dominated by a dipolar field. The difference is then show in each regime. The parameters are $E = 10^{-4}$, $Ra = 340 = 4.88Ra_c$ and $Pm = 1$ (on the middle), (on the right) $Ra = 750 = 10.77Ra_c$ and $Pm = 0.5$ and (on the left) $Ra = 155 = 2.55Ra_c$ with $E = 3 \cdot 10^{-4}$ and $Pm = 6$. The action of Lorentz forces associated with dipolar solutions is highlighted close to the dynamo threshold in the hydrodynamical regimes: RI, RII and RIII (from left to right).

plified (dipolar models below the red dotted curves), i.e. the dipolar branch is subcritical in RIII.

5. Discussion on dynamo bifurcations

5.1. Subcriticality in RII

For dynamo models with $Rm < Rm_c$ (below the dotted red curves), the Lorentz force associated with strong initial dipolar fields modifies the flow in such a way that it promotes dynamo action which in turn maintains magnetic activity. Schrunner et al. (2007) and Schrunner et al. (2012) pointed out the importance of the γ -effect in the generation of dipolar fields. This effect is crucial to advect the mean azimuthal magnetic component latitudinally and radially (see Schrunner et al. (2012) for details). The γ -effect corresponds mathematically to the anti-symmetric part of the α tensor which is related to the spatial variations of the velocity field (Moffatt, 1978). The γ -effect operates only if the field strength is not negligible, as it results from $\overline{\mathbf{u}' \times \mathbf{b}'}$ where \mathbf{u}' and \mathbf{b}' denote the fluctuating parts of the velocity and magnetic fields respectively. As noted by Sreenivasan and Jones (2011), it can induce subcriticality when: (i) the initial field is strong enough and (ii) the flow has a non-zero fluctuating part. Convection in rapidly rotating shells obviously satisfies the latter condition.

An additional condition must also be mentioned for the γ -effect; if convection cells only partly reach the outer sphere, as it is the case in models in RI or close to RI, no

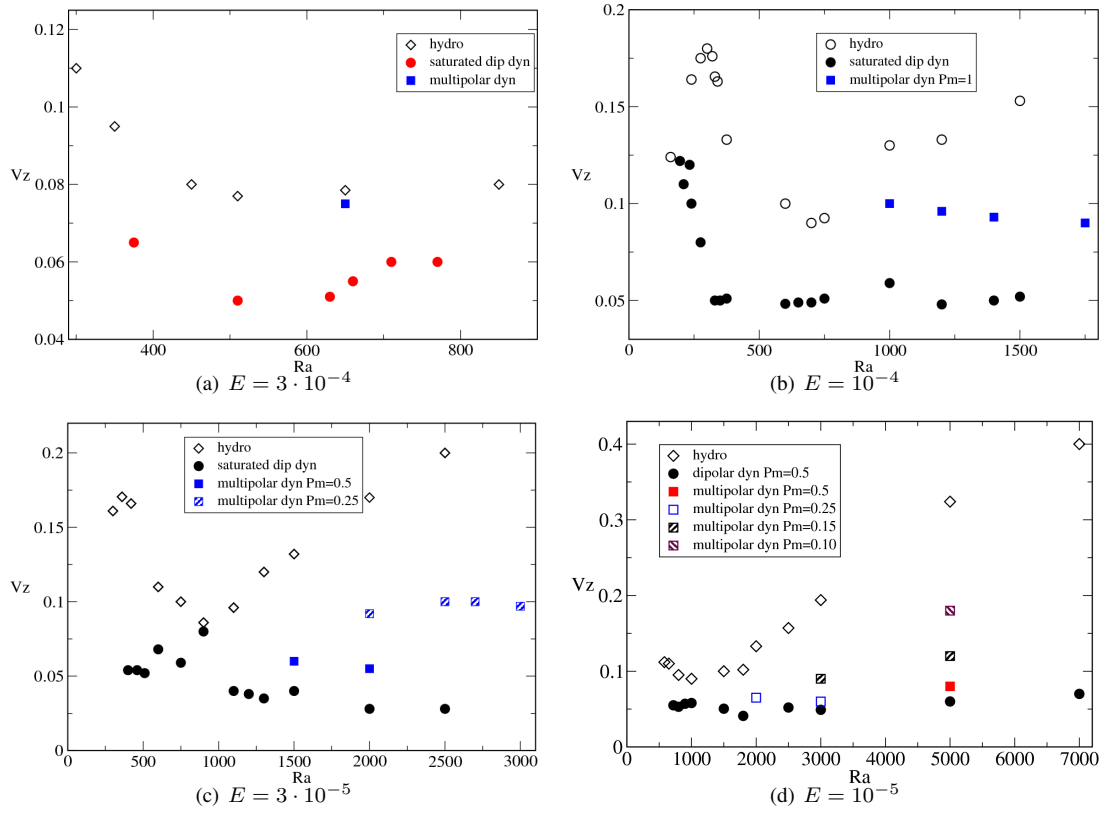


Figure 9: Comparison of the relative importance of zonal flows in hydrodynamical models and in dipolar and multipolar MHD simulations for different Ekman numbers and for $Ro_l < 0.12$.

γ -effect can exist. By considering a strong initial dipolar magnetic field, convection cells extend on the whole volume, and in particular, up to the outer sphere close to the equatorial plane. Fig. 8 enables us to better understand the impact of the magnetic field on the helicity distribution and it was created by subtracting helicity obtained in non-magnetic simulations from helicity of corresponding MHD runs for a subcritical dynamo ($Rm_t < Rm < Rm_c$). In RII, the Lorentz force associated with a dipolar field in such a model acts to transport helicity towards the outer sphere at low latitudes, while it is approximately zero in hydrodynamical runs. By contrast, in RI, the action of the field on helicity is shown in Fig 8(a) when Rm is slightly above Rm_c . This result is typical for laminar dynamos ($\Lambda < 1$). Helicity is mainly modified in boundary layers. In RIII, helicity is mainly globally decreased by the magnetic tension of dipolar fields (see Fig. 8(c)).

Here, helicity is simply used as a proxy for the flow structure which does not exist close to the outer sphere without dipolar fields in RII. A strong initial dipolar field extend radially convection cells and induces the presence of γ -effect which is a scenario for subcriticality in RII.

Sreenivasan and Jones (2011) argued that dipolar magnetic fields enhance the kinetic helicity and are therefore easier to maintain than fields with a more complicated field topology. However, as noted by these authors, the relation between kinetic helicity and induction mechanisms is not straightforward. Moreover, Schinnerer et al. (2007) showed that the kinetic helicity is indeed a bad proxy measure for induction effects (α -effect) in these models. As noted in our kinematic study, the growing mode has a preferred dipolar symmetry in RI and RII if Rm exceeds Rm_c . A mode selection mechanism as proposed by Sreenivasan and Jones (2011) to explain the dominance of dipolar fields in nonlinear models is not necessary for non-turbulent flows ($Ra < 10Ra_c$).

5.2. Subcriticality in RIII and multipolar dynamos

In order to understand the existence of multipolar dynamos in the stability domain of dipole-dominated dynamos ($Ro_\ell < 0.12$), we study the saturation mechanism of multipolar dynamos by approaching the dynamo threshold. Since the multipolar branch is supercritical, dynamo models with Rm very close to Rm_c can be obtained. By comparing the flow of such models with their hydrodynamical counterparts, the action of the Lorentz force can be highlighted. At sufficiently low Ekman numbers, important zonal flows develop in RIII even if Ro_ℓ is lower than 0.1 (see Fig. 1a). If Rm is slightly above Rm_c , a weak field is exponentially amplified with time and saturates by reducing the energy of zonal flows which initially caused its amplification (see Figs. 1 and 9). The convective energy distribution is not significantly affected by the presence of multipolar fields. The mean energy of zonal flows in multipolar dynamos (squares in Fig 9) is reduced, but, it is still higher than that observed in associated dipolar dynamos (full circles). At levels sufficiently above the dynamo threshold Rm_c (by increasing Pm), zonal flows are substantially quenched by Lorentz forces and the magnitude of zonal flows in these multipolar models becomes comparable to that of dipolar models (Fig 9). Once zonal flows have reached a comparable level for the dipolar and multipolar branch, the system seems to prefer the former. Consequently, a transition from a multipolar dynamo to a dipolar dynamo is observed if Pm is high

enough. Such transitions are reported in Fig 5 by crossed out squares. Such a behavior was also obtained in models with stress-free boundary conditions (Schrinner et al., 2012) where the multipolar branch corresponds to $\alpha\omega$ oscillatory dynamos. Such transitions represent the upper boundary in $(Ra/Ra_c, Pm)$ -plane for the stability domain of the multipolar branch when $Ro_\ell < 0.1$. Close to this upper boundary, a transient multipolar solution is first obtained for a period of time which can be of the same order as one magnetic diffusion time. This period is shorter for higher Pm .

Even if zonal flows play a constructive role in the generation of multipolar dynamos, we did not find good correlations between the azimuthal magnetic component from the DNS with that generated by the ω -effect resulting from the stretching of poloidal fields by zonal flows. This lack of correlation suggests that multipolar dynamos in geodynamo models result from an $\alpha^2\omega$ mechanism where small-scale convection cells and large-scale zonal flows contribute constructively to the generation of azimuthal fields which are then partially converted into poloidal components by an α -effect. An example of such a mechanism in global spherical shells was highlighted by Schrinner et al. (2011) where the dynamo coefficients were determined with the test-field method (Schrinner et al., 2005).

Relative to multipolar dynamos with $Ro_\ell > 0.1$, we note the emergence of large scale magnetic components as an equatorial dipole mode if Rm is close to 100 with $Ro_\ell < 0.1$ and $E \geq 3 \cdot 10^{-5}$. Dynamos influenced by an equatorial dipole mode can have a dipole field strength f_{dip} higher than 0.5. In order to distinguish the different dynamo branches, the non-axisymmetric contribution must be filtered out in the definition of f_{dip} . Zonal flows are known to be more important in models with higher Ro_ℓ . Non-axisymmetric magnetic modes are damped by the differential rotation in models with $Ro_\ell > 0.1$ (see Moffatt, 1978 Chap. 3.11), but, it can be built by columnar convection less affected by zonal flows having lower Ro_ℓ . For Pm and E sufficiently low, multipolar dynamos with important zonal flows ($Vz > 0.25$) can be obtained even if Ro_ℓ is much lower than 0.1. In this case, we note that the relative importance of axisymmetric magnetic components increases and periodic reversals of the axial dipole mode are observed (see Appendix B). For instance, such a behavior appears for the multipolar dynamo with $E = 10^{-5}$ and $Pm \leq 0.15$. Sheyko et al. (2016) reported a similar result for a slightly lower Ekman number. A study of reversals in geodynamo models with Ro_ℓ much lower than 0.1 is postponed to a future paper.

6. Action of magnetic fields in geodynamo models

In this section, we contrast dynamo models with non-magnetic, but otherwise identical, rotating convection models in order to quantify the influence of Lorentz forces on convective dynamics. While comparisons between dynamo and purely hydrodynamical simulations have been conducted (e.g., Christensen et al. (1999); Aubert (2005)), these studies are typically limited to convection less than 40 times critical and dipolar magnetic field geometries. Soderlund et al. (2012) have considered more turbulent flows, but they used hyperdiffusivities in modelling the most turbulent flows. In addition, they focused mainly on the origin of the transition between dipolar and multipolar fields. Here, the action of multipolar and dipolar fields on the flow is determined for the different hydrodynamical regimes close to and far above the dynamo threshold. This

approach enables one to understand the nature of dynamo bifurcations presented in the previous section and the force balance in dynamo models.

6.1. Close to the dynamo threshold

Close to the dynamo threshold Rm_c in RI or close to the turning point Rm_t in the non-laminar regimes, the Lorentz force must play a minor role. However, this force modifies sufficiently the flow in RI which allows the saturation of the exponential magnetic field growth and it generates the necessary conditions for the maintenance of dipolar fields in RII and RIII.

Aubert (2005) noticed that the Lorentz force associated with dipolar solutions affects zonal flows significantly. We note here that the non-zonal velocity field v_c is also affected. In Fig. 10, the kinetic energy density distribution of v_c is plotted for dynamo runs and non-magnetic runs. Close to Rm_c in RII (see Fig.10a), the presence of the dipolar magnetic field does not change the convective flow at large-scales (corresponding to small harmonic degree l). By contrast, dynamo action converts a fraction of the kinetic energy at small-scales into magnetic energy. Very close to the dynamo threshold, the Lorentz force affects slightly the main force balance in which the Coriolis force is mainly balanced by pressure gradients. For non-magnetic convection in rapidly rotating shells, the VAC balance is obtained with $Ra < 10Ra_c$ (Aubert et al., 2001). It is important to note that the Lorentz force enters in this force balance by reducing the kinetic energy of convection at small-scales. Only one example for each hydrodynamical regime is given in this manuscript, but, the robustness of this result has been tested for different Ekman numbers E and buoyant forcing Ra and it persists if $Rm_c > Rm > Rm_t$ in this regime.

In RIII ($Ra > 10Ra_c$), inertia acts to generate zonal flows which in turn allow multipolar solutions and a bistable regime to exist (see Figs. 1 and 9b). The force balance in non-magnetic models corresponds to the CIA balance (Aubert et al., 2001). In this regime, the dipolar branch is subcritical and the influence of the Lorentz force on the flow is minimum close to the turning point Rm_t . Large-scale dipolar magnetic fields maintained by dynamo action do not allow zonal flows to dominate in the kinetic energy spectrum because they quench the axisymmetric toroidal kinetic part. First order differences result in zonal flows between dipolar dynamos and corresponding non-magnetic models. The Lorentz force of subcritical dipolar models does not change the kinetic energy distribution of v_c at small-scales (high harmonic degree l). A significant amount of convective kinetic energy is converted into magnetic energy at large-scales (see Fig. 10). The strong initial dipolar field reduces the importance of inertia in this hydrodynamical regime. Fig 10 illustrates the modification of the flow structure by the Lorentz force of dipolar dynamos close to Rm_t in RIII.

6.2. Far above the dynamo threshold

So far, we have focused on dynamos close to their threshold. By comparing the MHD flow and the non-magnetic flow, we highlighted the action of dipolar fields in each dynamical regime. However, natural dynamos are expected to maintain magnetic activity far above their dynamo threshold where the Lorentz force is one of the dominant forces. We highlight the influence of dipolar fields on flow structure and heat transfer. We focus on dipolar dynamos because of their geophysical applications.

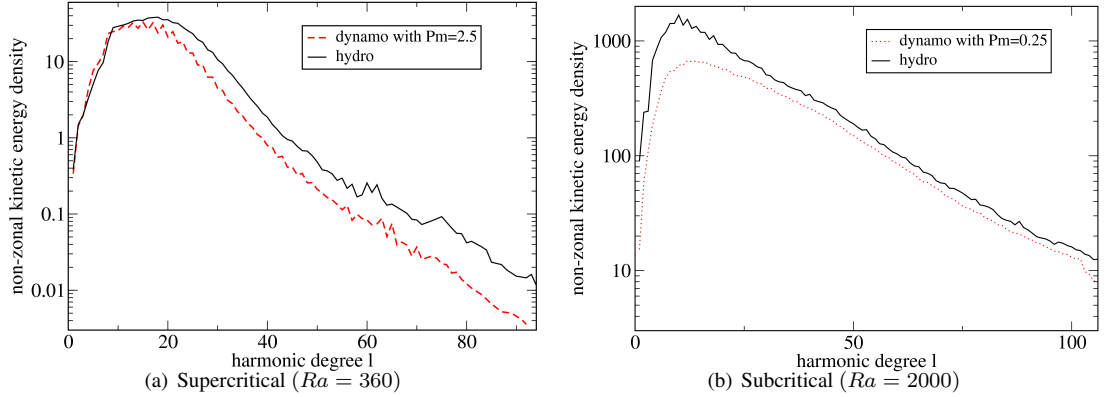


Figure 10: Kinetic energy distribution of the convective flow (non-zonal) as a function of the harmonic degree l with $E = 3 \cdot 10^{-5}$. Dynamo results for dipolar solutions are compared to their associated hydrodynamic models for magnetic Reynolds numbers close to their critical values.

King and Buffett (2013) suggest that the typical length scale $L_u = \pi/\bar{l}$ in numerical models is controlled mainly by the influence of rotation, viscosity and buoyancy. From this result, they argued that the magnetic field does not significantly affect the flow structure. However, this measure is a volume-averaged quantity of the influence of forces which act on the flow at different length scales. Figs. 11 and 12 enable us to understand the increasing effect of the Lorentz force on the convective flow distribution as $Rm - Rm_c$ increases by controlling Pm . The magnetic energy (measured by Λ) increases as $Rm - Rm_c$ becomes greater. In the non-turbulent regime with $E = 10^{-4}$, the typical length scale L_u does not significantly depend on Rm whereas the kinetic energy distribution is substantially modified at any scale by dipolar fields if Rm exceeds sufficiently Rm_c . In RIII at $E = 10^{-4}$, the Lorentz force similarly decreases the kinetic energy at all scales. Viscous effects become less important as the Ekman number is decreased to $E = 3 \cdot 10^{-5}$ (see Fig. 12). However, we notice that the left panels in Figs. 11 and 12 are very similar. In RII, the kinetic energy spectrum is more and more concentrated at large scales as the Lorentz force increases (Pm increases). At the same time, the energy of small convection cells increases with Rm (at large harmonic degree l). The result is that the average quantity L_u is almost unaffected by dipolar fields even if the flow structure depends on Λ . In RIII (right panels in Figs. 11 and 12), the kinetic energy continues to be distributed on many length scales as the magnetic influence increases. Close to the transitional value $Ro_\ell \approx 0.1$ when inertia plays a role, we observed that the flow speed was significantly reduced by the Lorentz force. This effect becomes more noticeable as the Ekman number decreases in the turbulent regime. The growing influence of magnetic fields as E decreases was also noted by Soderlund et al. (2012).

When we consider high Pm simulations, the Lorentz force constrains the convection to develop at large length scales. It is typical for dynamos in the MAC balance in which the Lorentz force is one of the dominant forces (Starchenko and Jones, 2002). Such dynamos, also called strong field dynamos, can be obtained without abrupt tran-

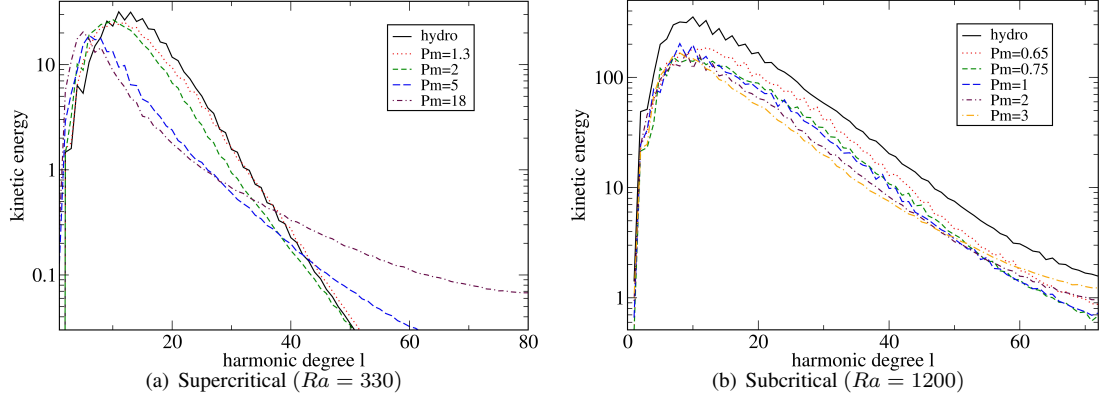


Figure 11: Kinetic energy distribution of the convective flow (non-zonal) as a function of the harmonic degree l with $E = 10^{-4}$ close to the dynamo threshold for a typical supercritical model (left panel) and a typical subcritical one (right panel). For $E = 10^{-4}$ and $\text{Pr} = 1$, $Ra_c \approx 69.65$.

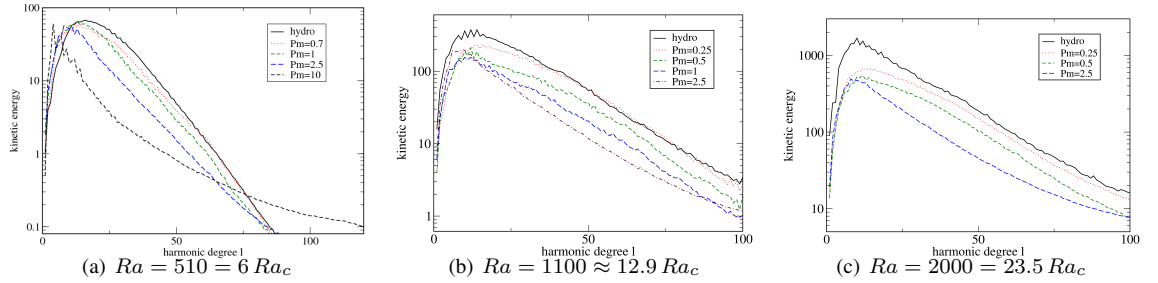


Figure 12: Kinetic energy distribution of the convective flow (non-zonal) as a function of the harmonic degree l for the parameters $E = 3 \cdot 10^{-5}$ and different Ra .

sitions by considering dynamos largely above their dynamo threshold (by increasing Pm). A discussion on this particular point can be found in Dormy (2016) and in Aubert et al. (2017).

We also observe that dipolar fields affect the azimuthal distribution (the typical harmonic order m) of the kinetic energy (not shown). As predicted by magnetoconvection studies, strong dipolar fields increase the size of convection cells in the azimuthal direction. However, the critical azimuthal wavenumbers of non-magnetic convection (Christensen and Aubert, 2006) for $E \geq 10^{-5}$ and $\text{Pr} = 1$ are smaller than 15. This number is already low and it does not allow to observe a significant transfer of kinetic energy into larger scales.

6.3. Influence of dipolar fields on heat transfer

From hydrodynamical studies, we know that for the range of parameters $E \geq 3 \cdot 10^{-6}$ and $Ro_l \leq 0.11$, heat transfer scales as $Nu \sim Ra^{6/5}$ (King et al., 2010). By considering lower Ekman number (10^{-6} and $3 \cdot 10^{-7}$), Gastine et al. (2016) have

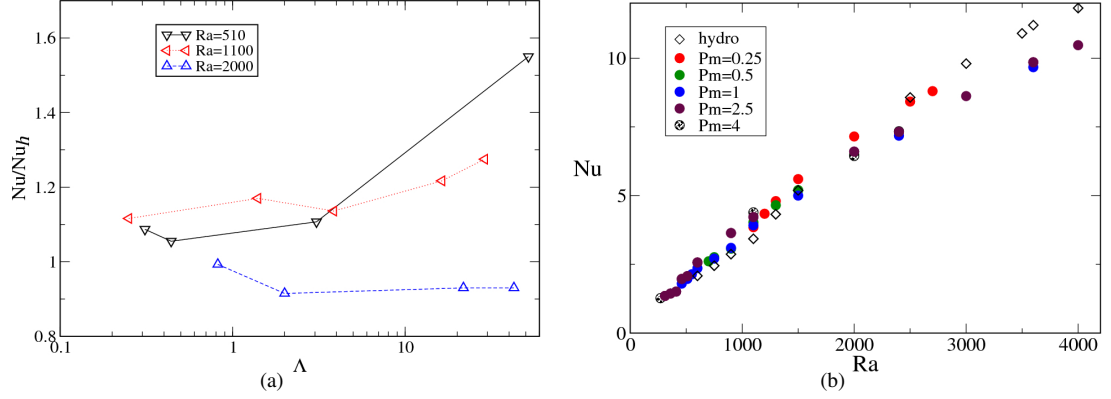


Figure 13: Typical influence of dipolar fields on heat transfer efficiency with $E = 3 \cdot 10^{-5}$. Variation of the ratio of Nu for dynamo and hydrodynamic cases Nu_h as a function of Λ for three values of Ra (panel (a)): $Ra = 510 = 6 Ra_c$, $Ra = 1100 = 12.9 Ra_c$ and $Ra = 2000 = 23.5 Ra_c$. Nu as a function of Ra is shown for different Pm (panel (b)). Since Rm increases with Pm , the more we consider high Pm , the more the Lorentz force influences convection. However, this influence depends on the hydrodynamical regime.

found a steeper scaling law $Nu = 0.15 \tilde{Ra}^{3/2} E^2$ where \tilde{Ra} is here the usual Rayleigh number $\tilde{Ra} = Ra Pr / E$. The latter scaling holds in the rapidly rotating regime, i.e. $\tilde{Ra} E^{8/5} < 0.4$. Due to this criterion, we note that the rotation-dominated regime as described by Gastine et al. (2016) corresponds to RII with $E > 10^{-6}$. Consequently, the important zonal flows which develop in low- E models, do not affect the heat transfer efficiency for this range of parameters. However, their free-slip counterparts show that dominant zonal flows can reduce the heat transfer (Yadav et al., 2016a). The increase of V_z by lowering E could also reduce the heat transfer with $E \leq 10^{-6}$ in no-slip models.

Fig 13 enables us to understand the influence of dipolar fields on the efficiency of heat transfer in geodynamo simulations. By considering different Pm , the field strength of self-sustained dipolar dynamos has been varied by more than one order of magnitude. Different values for Ra were considered in order to explore different dynamical regimes (RII and RIII). In the non-turbulent regimes ($Ra < 10 Ra_c$, RII), the magnetic field enhances heat transfer since the ratio Nu/Nu_h is higher than 1 for $Ra = 510 = 6 Ra_c$. Nu increases with Λ even if the field strength becomes large in this range of Ra . In this regime, the increase of the magnetic influence allows the quasi-geostrophic structure of the flow which limits heat transfer to break. The influence of rotation becomes less pronounced as Λ increases and the result is an enhancement of heat transfer efficiency in MHD runs. By contrast, when Ra is sufficiently high, dipolar fields reduce heat transfer even if the field strength is low ($\Lambda < 1$). Close to the transitional value $Ro_\ell \approx 0.1$, heat transfer in hydrodynamic runs is more efficient than in MHD simulations (see right panel in Fig 13). Dipolar fields in turbulent models reduce the heat flux associated with the non-zonal flow (see Fig 12). The results show that the influence of dipolar fields on heat transfer depends on the buoyant forcing Ra .

These results hold in the range $10^{-4} \geq E \geq 10^{-5}$ and are in agreement with the dataset presented by Christensen and Aubert (2006).

Results for heat transfer efficiency must be compared with those obtained by Yadav et al. (2016b) (see their figure 4). The authors performed simulations with $Pm = 1$ and interpreted their numerical results differently since they did not notice the existence of different dynamical regimes in geodynamo simulations which are explored by varying Ra . The results presented in Fig 13 are not changed by taking the definition for Λ introduced by Soderlund et al. (2012). In their plot of Nu/Nu_h as a function of Λ , the field strength has been varied by changing Ra in Yadav et al. (2016b). As Λ increases with Ra , it is not possible to distinguish whether the observed decrease of the heat transfer efficiency is due to the increase of Λ or that of Ra in their study. By doing a similar analysis with a larger parameter space (different Pm), we can claim that the magnetic influence of dipolar fields depends on the buoyant forcing. The field strength has a minor impact.

7. Summary and applications to planetary interiors

In our numerical survey, dimensionless parameters were varied significantly in order to determine their influence in geodynamo models. This method enables us to argue on the validity of numerical results, as realistic parameters cannot be reached by direct numerical models. In particular, we highlighted the existence of different dynamical regimes in which dipolar dynamos can be generated. The influence of strong initial fields on the flow depends on the hydrodynamical regime. It is necessary that this influence promotes dynamo action in order to obtain a subcritical bifurcation. Otherwise, bifurcations are supercritical. Surprisingly, our study seems to show that the Ekman number does not directly affect the nature of the dynamo bifurcation and the magnitude of Ra/Ra_c is in fact the key parameter. However, lowering the Ekman number allows to maintain dipole-dominated dynamos for higher and higher buoyant forcing Ra/Ra_c (in RIII) where multipolar dynamos are also stable solutions. This behavior enables us to extrapolate our results to realistic parameters. However, it is important to note that caution should be exercised in interpreting the results obtained with Ekman numbers which differ considerably from realistic values. Previous studies have noted an influence of the magnetic Prandtl number on the nature of the bifurcation. In fact, this number allows to select the hydrodynamical regime as the magnetic Reynolds number ($Rm = Re Pm$) has to exceed a critical value for dynamo action.

In the laminar regime ($Ra < 3Ra_c$), the power spectrum of the non-magnetic velocity field for the longitudinal Fourier mode consists only of the critical convection mode and its harmonics. Slightly above the kinematic dynamo threshold Rm_c , the exponentially growing mode is the axial dipole mode. Then, the Lorentz force slightly modifies helical motions and the field strength is low (close to Rm_c). The bifurcation is supercritical. Dipolar fields play a major role when Λ exceeds 1 and the convective flow structure is thus changed by the emergence of additional convection modes. The manifestation of this change is a sharp increase of the magnetic energy interpreted as a strong-field dynamo branch by Dormy (2016) where the force balance would be magnetostrophic. High Pm has to be considered in order to have dynamo action close to the onset of convection. In this dynamical regime, the inertia term has a minor role,

which means that the $Ro \ll 1$ condition is satisfied. The Reynolds number in such models, however, is also very low, whereas quasi-geostrophic turbulence develops in planetary interiors. Abrupt variations of the magnetic field strength (by more than one order of magnitude) as Ra increases, are only obtained close to the onset of convection where fields with Λ higher than 1 induce an important change of the flow structure.

Numerical dynamos with E higher than 10^{-5} in spherical shells develop in RII where convection is completely developed and zonal flows are minimal. This parameter space was favored by previous systematic parameter studies because smaller Ekman numbers require important numerical resources. In this dynamical regime (RII), we have shown that the dynamo bifurcation can be supercritical for Ra close to values corresponding to the laminar regime, or subcritical. The latter situation is obtained with low Pm . We argue that subcriticality is probably induced in RII by the existence of the γ -effect which is one of the ingredients required for dipolar field generation (Schrinner et al., 2012). Convective motions and a non-negligible magnetic field are necessary conditions for the development of the γ -effect. This effect was utilized by Sreenivasan and Jones (2011) to explain the dominance of dipolar fields in geodynamo simulations. On the other hand, we have shown that the axial dipole mode is the growing mode in the kinematic phase and the other modes either decrease in time or grow more slowly. In fact, the mode selection as proposed by Sreenivasan and Jones (2011) which is a nonlinear process, is not necessary in this dynamical regime (RII).

In non-turbulent regimes, heat transfer efficiency improves as magnetic field strength increases. Dipolar fields reduce the geostrophic constraint which limits heat transfer in this regime. By considering models close to the dynamo threshold, we have shown that dipolar fields modify the flow at small length scales whereas the large-scale convective flow is almost unaffected.

In the turbulent/inertial regime ($Ra > 10Ra_c$) where the increase of the buoyant driving promotes zonal flows, a supercritical multipolar branch exists for low Pm with $Rm > Rm_c$. Zonal flows contribute to field generation of these dynamos and the Lorentz force mainly acts to saturate magnetic activity growth by quenching zonal flows. Previous geodynamo simulation studies involving strong initial dipolar fields of high Ekman numbers have reported multipolar dynamos only with $Ro_\ell > 0.1$. Such conditions prevent multipolar dynamos by limiting zonal flows.

The dynamo bifurcation of the dipolar branch in the turbulent regime is subcritical. The kinematic study shows that Rm_c increases with Ra and means that turbulent fluctuations and zonal flows have a negative impact on dynamo action. Strong dipolar fields reduce such effects and allow subcriticality. The reduction of inertia effects by strong dipolar fields limits the development of the convective flow at large-scales resulting in a decrease of heat transfer efficiency even when the field strength (measured by Λ) does not exceed unity.

The magnetic field strength of saturated dipolar dynamos grows rapidly with Ra in RII. In comparison, Λ remains almost constant when Ra is increased in RIII but Pm held fixed. Having our kinematic study in mind helps us to understand this evolution. The key parameter is the distance from the threshold $Rm - Rm_c$ and it increases rapidly with Ra in RII ($3Ra_c < Ra < 10Ra_c$). In contrast, because of the increase of Rm_c , $Rm - Rm_c$ remains almost constant in RIII. As a result, the field strength of dipolar dynamos does not depend significantly on Ra in RIII (see Appendix A). However, the

magnetic Reynolds number Rm is of limited use for characterizing dynamos. This output parameter can be modified by varying the buoyant forcing Ra or the magnetic Prandtl number Pm when E and Pr are held fixed. We have clearly shown that the control parameters Ra and Pm can have different influences on the magnetic field strength, the typical length scale or the heat transfer efficiency.

Interestingly, the dependency of Rm_c on Ra shows that most of numerical dipolar dynamos with $Pm \leq 1$ and $E \geq 10^{-5}$ obtained in previous studies are dynamos with Rm in the vicinity of Rm_c . The Lorentz force associated with such fields has a minor role (see King et al. (2010); King and Buffett (2013); Soderlund et al. (2012)), however in models with Rm far above Rm_c , the role of the Lorentz force becomes dominant. This situation is obtained by considering high magnetic Prandtl numbers if $E \geq 10^{-5}$ or by lowering the Ekman number with Rm high enough (around 1000) (see Soderlund et al. (2015); Yadav et al. (2016b); Aubert et al. (2017); Schaeffer et al. (2017)). The magnetostrophic regime which is relevant in planetary interiors corresponds to the numbers: $Ro \ll 1$, $Re \gg 1$ and $\Lambda \approx 1$. Current computational models cannot reach these extreme parameters, especially for the Reynolds number. However, turbulent effects such as generation of zonal flows can develop in low Ekman simulations even when rigid boundaries are used. Although inertia and viscous effects play a role in simulations, the Coriolis force and the Lorentz force are dominant in models with high Pm , low E and high Ra/Ra_c . Wicht and Christensen (2010) and Teed et al. (2015) have observed magnetostrophic events as torsional oscillations in direct numerical simulations which explore this regime (Pm sufficiently high).

By increasing the magnetic Prandtl number in numerical models, the importance of the Lorentz force is increased as described above. While abrupt transitions are obtained close to the onset of convection, we show that the flow structure (see section 5) and the field strength (see Fig 5) evolves gradually with Pm when $Ra > 3Ra_c$ (in RII and RIII). We show that when Pm is sufficiently high, the field strength reaches the magnitude of the strong field dynamo branch identified with a lower buoyant forcing (see Fig 5 with $E = 10^{-4}$). In addition, the length scale of the flow is gradually increased when the Lorentz force becomes more and more dominant (see section 5). As observed in RI, we also show that the flow is organized on large scales in models with higher Ra if Pm is sufficiently high as expected in the MAC regime (Starchenko and Jones, 2002). Geodynamo simulations with Rm largely above their threshold can improve our understanding on the Earth's dynamo (see Dormy (2016) and Aubert et al. (2017) and references therein for a discussion).

Paleomagnetic observations indicate that the field has reversed its polarity hundreds of times in Earth's history (Amit et al., 2010). Reversals and excursions are rare events, as their duration is much shorter than the period of the stable polarity chrons separating them. Such events are also very irregular. Their frequency varies significantly and can include very long periods of stable polarity. Reversals can be investigated using various tools, including numerical models, observations, laboratory magnetohydrodynamics experiments (Berhanu et al., 2010) and theory. Numerical dynamo models operate in a parameter regime far from what would be appropriate for modeling Earth's core, so their application to the geodynamo is questionable and efforts have to be made in order to extrapolate such numerical results. Systematic studies of numerical dynamos provide vital information about the dependence of dynamo prop-

erties on dimensionless parameters. Previous studies highlighted a dichotomy between non-reversing dipole-dominated dynamos and reversing non-dipole-dominated multipolar solutions. The initial strong dipolar field collapses in simulations if the ratio of inertia to the Coriolis term exceeds the critical value $Ro_\ell > 0.1$. Dipole dominated dynamos that rarely reverse can, in some cases, be found in the boundary between both regimes. It was argued that this scenario would explain observed reversals (Olson and Christensen, 2006) and appears to be the only possibility for reversals in our simple numerical model (see the review by Roberts and King (2013)). Dipolar dynamos close to the multipolar regime would explore this regime episodically due to important kinetic fluctuations which temporarily do not respect the criterion for dipolar dynamos. After the rapid dipole collapse caused by the increase of inertia, the reduction of Ro_ℓ below the critical value allows the restoring of the dominant dipolar field with the same direction (excursion) or with the opposite direction (reversal). This scenario was observed in numerical studies with Ekman numbers greater than 10^{-4} .

In our study, we show the emergence of a bistable regime due to zonal flows which develop in non-magnetic runs with Ro_ℓ below 0.1 and E sufficiently low. In this regime, the saturated dynamo solution depends on the initial conditions for the magnetic field and we report hysteretic behavior observed for different Ekman numbers and magnetic Prandtl numbers (see Figs. A.15 and A.16). The increase of Ra induces the dipole collapse if Ro_ℓ exceeds 0.1 and only multipolar solutions are obtained. However, an increase of the relative importance of zonal flows was also observed as the dipole collapsed in low Ekman and low Pm models. A reduction of the buoyant forcing does not imply a transition to a dipole-dominated dynamo even if $Ro_\ell < 0.1$ as the multipolar branch can extend into the dipolar regime if E and Pm are sufficiently low.

Such a bistable regime has been also found in models with stress-free boundaries (Busse and Simitev, 2006; Schrunner et al., 2012). As viscous boundary layers do not limit the development of zonal flows in such models, they contain a huge part of the kinetic energy (Christensen, 2002) even if the Ekman number is not very low. Schrunner et al. (2012) have clearly shown that the differential rotation by converting poloidal magnetic field components into toroidal ones participates to the dynamo mechanism of non-dipolar dynamos which appear as oscillatory dynamos with periodic reversals of all magnetic components. Comparable situations can also appear in models with no-slip boundaries only if the Ekman number is sufficiently low (see Appendix B and Sheyko et al. (2016)).

From our hydrodynamic study, we deduce that the relative importance of zonal flows increases as the Ekman number varies towards realistic values in no-slip models. As a result, the multipolar branch would persist for local Rossby numbers much lower than 0.1. This extension of the multipolar branch into the dipolar regime reaches lower and lower values of Ro_ℓ by lowering the Ekman number. A decrease of Ro_ℓ below 0.1 would not induce the generation of a dipole-dominated dynamo. Excursions and reversals can be explained by Olson & Christensen’s scenario for geodynamo simulations performed with high Ekman numbers in which zonal flows are limited and the turbulent regime is not explored. This scenario also seems to be relevant if high Pm are considered. In this case, Lorentz forces prevent the emergence of zonal flows and multipolar dynamos are not present when $Ro_\ell < 0.1$. However, Pm is known to be very low in liquid metals and especially in the Earth’s outer core. In addition, we ob-

serve that the transition between multipolar to dipolar dynamos with high Pm can take a long period of time as this state can be a meta-stable one whereas the duration of reversals is observed to be very short for the Earth's magnetic field.

Although, Pm is very low in planetary interiors, magnetic effects could still prevent zonal flows when the dipole field collapses, as some other magnetic components continue to act on the flow. Such a mechanism is suggested by observations but has not yet been numerically observed.

Olson and Christensen (2006) estimated $Ro_\ell \approx 0.1$ for the Earth's outer core by using the results of geodynamo simulations (Christensen and Aubert, 2006). King and Buffett (2013) using the same dataset noticed that the length scale of the flow follows the viscous scaling law (VAC: $L_u \propto E^{1/3}D$). In other words, the presence of a dynamo-generated field does not affect significantly the size of the convection cells in these models. However, strong dipolar fields decrease the relative importance of inertia by extending the convection cells on a global scale. An estimate of Ro_ℓ including the action of magnetic fields is smaller than 0.1 by several orders of magnitude. In addition, the physical conditions which affect Ro_ℓ have evolved in past geophysical periods. In particular, the inner core freezes and its size increases. As a result, convection is then constrained to develop in a thinner shell in the outer core. As shown by Schriener et al. (2012), this induces an increase of Ro_ℓ . But, Olson and Christensen (2006) scenario requires the geodynamo to reside in a narrow range of Ro_ℓ . This requirement seems to be in contradiction with the physical conditions in the Earth's outer core, since $Ro_\ell \ll 0.1$ and with its evolution as Ro_ℓ has to evolve in time. Here, we do not propose a new explanation for geomagnetic reversals (see for instance P  tr  lis et al. (2009)).

The subcriticality of the dipolar branch in the turbulent regime has implications for the long-term evolution of the geodynamo. Inner cores in terrestrial planets freeze over time and heat and light elements are released at the base of liquid outer cores. Such effects are responsible for convection motions which induce dynamo action. The growth of inner cores constrains the convection cells to develop in thinner outer cores. As shown by Schriener et al. (2012), inertia effects increase in this case. In addition, the time evolution of the geometrical constraints affects also the magnitude of the magnetic Reynolds number which depends linearly on the shell width. According to our results, two scenarios can describe the dramatic evolution of terrestrial magnetism. In both, dynamo action is ultimately lost since Rm becomes lower than the turning point, Rm_t , and the magnetic activity fails rapidly. Either this time evolution takes place with a dominant axial dipole field as the condition $Ro_\ell < 0.1$ is still satisfied, or a transition towards a multipolar dynamo occurs before the loss of dynamo action. In the latter scenario, zonal flows participate in field generation in the final period. Direct numerical simulations with important zonal flows have clearly identified hemispherical dynamos (Grote et al., 2000; Busse and Simitev, 2006; Schriener et al., 2012). The latter scenario could be relevant in order to understand the evolution of Mars' magnetism, as Stanley et al. (2008) have suggested that hemispherical fields were generated in the past in the deep martian interior. Subcritical behavior in the early Mars' core is also proposed by Horii and Wicht (2013) in order to explain the loss of magnetic activity.

Acknowledgments

I thank Julien Aubert, Thomas Gastine and Raphaël Raynaud for their comments on the manuscript and useful discussions. I also thank the referee Johannes Wicht for numerous useful comments and suggestions which improved the paper. This work was granted access to the HPC resources of MesoPSL financed by the Région Île-de-France and the project Equip@Meso (reference ANR-10-EQPX-29-01) of the programme Investissements d’Avenir supervised by the Agence Nationale pour la Recherche. Numerical simulations were also carried out at CEMAG and TGCC computing centres (GENCI project x2014046698). L. P. acknowledges financial support from “Programme National de Physique Stellaire” (PNPS) of CNRS/INSU, France.

References

References

- H. Amit, R. Leonhardt, and J. Wicht. Polarity Reversals from Paleomagnetic Observations and Numerical Dynamo Simulations. *Space Science Reviews*, 155:293–335, Aug. 2010. doi: 10.1007/s11214-010-9695-2.
- J. Aubert. Steady zonal flows in spherical shell fluid dynamos. *J. Fluid Mech.*, 542: 53–67, Oct. 2005.
- J. Aubert and J. Wicht. Axial vs. equatorial dipolar dynamo models with implications for planetary magnetic fields. *Earth and Planetary Science Letters*, 221:409–419, Apr. 2004. doi: 10.1016/S0012-821X(04)00102-5.
- J. Aubert, D. Brito, H.-C. Nataf, P. Cardin, and J.-P. Masson. A systematic experimental study of rapidly rotating spherical convection in water and liquid gallium. *Physics of the Earth and Planetary Interiors*, 128:51–74, Dec. 2001. doi: 10.1016/S0031-9201(01)00277-1.
- J. Aubert, T. Gastine, and A. Fournier. Spherical convective dynamos in the rapidly rotating asymptotic regime. *Journal of Fluid Mechanics*, 813:558–593, Feb. 2017. doi: 10.1017/jfm.2016.789.
- J. M. Aurnou and E. M. King. The cross-over to magnetostrophic convection in planetary dynamo systems. *Proceedings of the Royal Society of London Series A*, 473: 20160731, Mar. 2017. doi: 10.1098/rspa.2016.0731.
- M. Berhanu, G. Verhille, J. Boisson, B. Gallet, C. Gissinger, S. Fauve, N. Mordant, F. Pétrélis, M. Bourgoïn, P. Odier, J.-F. Pinton, N. Plihon, S. Aumaître, A. Chiffaudel, F. Daviaud, B. Dubrulle, and C. Pirat. Dynamo regimes and transitions in the VKS experiment. *European Physical Journal B*, 77:459–468, Oct. 2010. doi: 10.1140/epjb/e2010-00272-5.
- B. P. Brown, M. K. Browning, A. S. Brun, M. S. Miesch, and J. Toomre. Persistent Magnetic Wreaths in a Rapidly Rotating Sun. *Astrophysical Journal*, 711:424–438, Mar. 2010. doi: 10.1088/0004-637X/711/1/424.

- F. Busse, G. Hartung, M. Jaletzky, and G. Sommermann. Experiments on thermal convection in rotating systems motivated by planetary problems. *Dyn. At. O.*, 27: 161, Apr. 1998.
- F. H. Busse and R. D. Simatev. Parameter dependences of convection-driven dynamos in rotating spherical fluid shells. *Geophys. Astrophys. Fluid Dyn.*, 100:341–361, Oct. 2006. doi: 10.1080/03091920600784873.
- F. H. Busse and R. D. Simatev. Some Unusual Properties of Turbulent Convection and Dynamos in Rotating Spherical Shells. In *Turbulence in the Atmosphere and Oceans*, volume 28 of *IUTAM Bookseries*, pages 181–194, 2010.
- P. Cardin and P. Olson. The influence of toroidal magnetic field on thermal convection in the core. *Earth Planet. Sci. Lett.*, 133:167–181, 1995.
- S. Chandrasekhar. *Hydrodynamic and hydromagnetic stability*. 1961.
- U. Christensen and J. Wicht. Numerical dynamo simulations. In P. Olson, editor, *Core Dynamics*, volume 8 of *Treatise on Geophysics*, pages 245–282, 2007.
- U. Christensen, P. Olson, and G. A. Glatzmaier. A dynamo model interpretation of geomagnetic field structures. *Geophysical Research Letters*, 25:1565–1568, 1998. doi: 10.1029/98GL00911.
- U. Christensen, P. Olson, and G. A. Glatzmaier. Numerical modelling of the geodynamo: systematic parameter study. *Geophys. J. Int.*, 166:97–114, 1999.
- U. R. Christensen. Zonal flow driven by strongly supercritical convection in rotating spherical shells. *Journal of Fluid Mechanics*, 470:115–133, Nov. 2002. doi: 10.1017/S0022112002002008.
- U. R. Christensen and J. Aubert. Scaling properties of convection-driven dynamos in rotating spherical shells and application to planetary magnetic fields. *Geophys. J. Int.*, 166:97–114, July 2006. doi: 10.1111/j.1365-246X.2006.03009.x.
- U. R. Christensen, J. Aubert, P. Cardin, E. Dormy, S. Gibbons, G. A. Glatzmaier, E. Grote, Y. Honkura, C. Jones, M. Kono, M. Matsushima, A. Sakuraba, F. Takahashi, A. Tilgner, J. Wicht, and K. Zhang. A numerical dynamo benchmark. *Phys. Earth Planet. Inter.*, 128:25–34, Dec. 2001. doi: 10.1016/S0031-9201(01)00275-8.
- U. R. Christensen, V. Holzwarth, and A. Reiners. Energy flux determines magnetic field strength of planets and stars. *Nature*, 457:167–169, Jan. 2009. doi: 10.1038/nature07626.
- P. A. Davidson. The dynamics and scaling laws of planetary dynamos driven by inertial waves. *Geophysical Journal International*, 198:1832–1847, Sept. 2014. doi: 10.1093/gji/ggu220.
- E. Dormy. Strong-field spherical dynamos. *Journal of Fluid Mechanics*, 789:500–513, Feb. 2016. doi: 10.1017/jfm.2015.747.

- E. Dormy, P. Cardin, and D. Jault. MHD flow in a slightly differentially rotating spherical shell, with conducting inner core, in a dipolar magnetic field. *Earth Planet. Sci. Lett.*, 160:15–30, July 1998. doi: 10.1016/S0012-821X(98)00078-8.
- E. Dormy, A. M. SOWARD, C. A. JONES, D. JAULT, and P. CARDIN. The onset of thermal convection in rotating spherical shells. *Journal of Fluid Mechanics*, 501:43–70, 02 2004. doi: 10.1017/S0022112003007316. URL <https://www.cambridge.org/core/article/onset-of-thermal-convection-in-rotating-spherical-shells/5E63B5460CC484B213BB7DEB5CD51B5F>.
- Dormy, E. and Soward, A. M., editor. *Mathematical aspects of natural dynamos*. CRC Press, 2007.
- I. A. Eltayeb and P. H. Roberts. Note: on the Hydromagnetics of Rotating Fluids. *Astrophysical Journal*, 162:699, Nov. 1970. doi: 10.1086/150701.
- D. R. Fearn and M. R. E. Proctor. Hydromagnetic waves in a differentially rotating sphere. *J. Fluid Mech*, 128:1–20, 1983.
- T. Gastine, J. Wicht, and J. Aubert. Scaling regimes in spherical shell rotating convection. *Journal of Fluid Mechanics*, 808:690–732, Dec. 2016. doi: 10.1017/jfm.2016.659.
- N. Gillet and C. Jones. Quasi-geostrophic model for rapidly rotating spherical convection outside the tangent cylinder. *J. Fluid Mech*, 554:343–369, 2006.
- G. A. Glatzmaier. Numerical simulations of stellar convective dynamos. I - The model and method. *Journal of Computational Physics*, 55:461–484, Sept. 1984. doi: 10.1016/0021-9991(84)90033-0.
- G. A. Glatzmaier and P. H. Roberts. A three-dimensional self-consistent computer simulation of a geomagnetic field reversal. *Nature*, 377:203–209, Sept. 1995. doi: 10.1038/377203a.
- E. Grote, F. H. Busse, and A. Tilgner. Regular and chaotic spherical dynamos. *Physics of the Earth and Planetary Interiors*, 117:259–272, Jan. 2000. doi: 10.1016/S0031-9201(99)00101-6.
- K. Hori and J. Wicht. Subcritical dynamos in the early Mars’ core: Implications for cessation of the past Martian dynamo. *Physics of the Earth and Planetary Interiors*, 219:21–33, June 2013. doi: 10.1016/j.pepi.2013.03.005.
- C. Jones, A. Soward, and A. Mussa. The onset of thermal convection in a rapidly rotating sphere. *J. Fluid Mech.*, 405:157179, 2000.
- P. J. Käpylä, M. J. Korpi, and A. Brandenburg. Large-scale dynamos in rigidly rotating turbulent convection. *Astrophysical Journal*, 697:1153, June 2009.

- E. M. King and B. A. Buffett. Flow speeds and length scales in geodynamo models: The role of viscosity. *Earth and Planetary Science Letters*, 371:156–162, June 2013. doi: 10.1016/j.epsl.2013.04.001.
- E. M. King, K. M. Soderlund, U. R. Christensen, J. Wicht, and J. M. Aurnou. Convective heat transfer in planetary dynamo models. *Geochemistry, Geophysics, Geosystems*, 11:Q06016, June 2010. doi: 10.1029/2010GC003053.
- C. Kutzner and U. R. Christensen. From stable dipolar towards reversing numerical dynamos. *Physics of the Earth and Planetary Interiors*, 131:29–45, June 2002. doi: 10.1016/S0031-9201(02)00016-X.
- H. K. Moffatt. *Magnetic field generation in electrically conducting fluids*. Cambridge: Cambridge University Press, 1978.
- V. Morin and E. Dormy. The Dynamo Bifurcation in Rotating Spherical Shells. *International Journal of Modern Physics B*, 23:5467–5482, 2009. doi: 10.1142/S0217979209006378X.
- P. Olson and U. R. Christensen. Dipole moment scaling for convection-driven planetary dynamos. *Earth and Planetary Science Letters*, 250:561–571, Oct. 2006. doi: 10.1016/j.epsl.2006.08.008.
- P. Olson, U. R. Christensen, and G. A. Glatzmaier. Numerical modeling of the geodynamo: Mechanisms of field generation and equilibration. *Journal of Geophysics Research*, 104:10383–10404, May 1999. doi: 10.1029/1999JB900013.
- L. Oruba and E. Dormy. Predictive scaling laws for spherical rotating dynamos. *Geophysical Journal International*, 198:828–847, Aug. 2014. doi: 10.1093/gji/ggu159.
- F. Pétrélis, S. Fauve, E. Dormy, and J. Valet. Simple Mechanism for Reversals of Earth’s Magnetic Field. *Phys. Rev. Lett.*, 102(14):144503–+, Apr. 2009. doi: 10.1103/PhysRevLett.102.144503.
- P. Roberts. On the thermal instability of a rotating-fluid sphere containing heat sources. *Philos. Trans. R. Soc. London Ser.*, A264:93117, 1968.
- P. H. Roberts. *Rotating fluids in geophysics*. Academic Press, 1978.
- P. H. Roberts and E. M. King. On the genesis of the Earth’s magnetism. *Reports on Progress in Physics*, 76(9):096801, Sept. 2013. doi: 10.1088/0034-4885/76/9/096801.
- M. Sadek, A. Alexakis, and S. Fauve. Optimal Length Scale for a Turbulent Dynamo. *Physical Review Letters*, 116(7):074501, Feb. 2016. doi: 10.1103/PhysRevLett.116.074501.
- N. Schaeffer, D. Jault, H.-C. Nataf, and A. Fournier. Turbulent geodynamo simulations: a leap towards Earth’s core. *Geophysical Journal International*, 211:1–29, Oct. 2017. doi: 10.1093/gji/ggx265.

- M. Schrunner, K.-H. Rädler, D. Schmitt, M. Rheinhardt, and U. R. Christensen. Mean-field view on rotating magnetoconvection and a geodynamo model. *Astron. Nachr.*, 326:245–249, Apr. 2005. doi: 10.1002/asna.200410384.
- M. Schrunner, K.-H. Rädler, D. Schmitt, M. Rheinhardt, and U. R. Christensen. Mean-field concept and direct numerical simulations of rotating magnetoconvection and the geodynamo. *Geophys. Astrophys. Fluid Dyn.*, 101:81–116, Apr. 2007. doi: 10.1080/03091920701345707.
- M. Schrunner, L. Petitdemange, and E. Dormy. Oscillatory dynamos and their induction mechanisms. *Astronomy and Astrophysics*, 530:A140, June 2011. doi: 10.1051/0004-6361/201016372.
- M. Schrunner, L. Petitdemange, and E. Dormy. Dipole Collapse and Dynamo Waves in Global Direct Numerical Simulations. *Astrophysical Journal*, 752:121, June 2012. doi: 10.1088/0004-637X/752/2/121.
- A. Sheyko, C. Finlay, and A. Jackson. Magnetic reversals from planetary dynamo waves. *Nature Letters*, 539:551–554, Nov. 2016. doi: 10.1038/nature19842.
- K. M. Soderlund, E. M. King, and J. M. Aurnou. The influence of magnetic fields in planetary dynamo models. *Earth and Planetary Science Letters*, 333:9–20, June 2012. doi: 10.1016/j.epsl.2012.03.038.
- K. M. Soderlund, A. Sheyko, E. M. King, and J. M. Aurnou. The competition between Lorentz and Coriolis forces in planetary dynamos. *Progress in Earth and Planetary Science*, 2:24, Dec. 2015. doi: 10.1186/s40645-015-0054-5.
- B. Sreenivasan and C. A. Jones. The role of inertia in the evolution of spherical dynamos. *Geophysical Journal International*, 164:467–476, Feb. 2006. doi: 10.1111/j.1365-246X.2005.02845.x.
- B. Sreenivasan and C. A. Jones. Helicity generation and subcritical behaviour in rapidly rotating dynamos. *Journal of Fluid Mechanics*, 688:5–30, Dec. 2011. doi: 10.1017/jfm.2011.233.
- S. Stanley, L. Elkins-Tanton, M. T. Zuber, and E. M. Parmentier. Mars Paleomagnetic Field as the Result of a Single-Hemisphere Dynamo. *Science*, 321:1822, Sept. 2008. doi: 10.1126/science.1161119.
- S. V. Starchenko and C. A. Jones. Typical Velocities and Magnetic Field Strengths in Planetary Interiors. *Icarus*, 157:426–435, June 2002. doi: 10.1006/icar.2002.6842.
- S. Stellmach and U. Hansen. Cartesian convection driven dynamos at low Ekman number. *Physics Review E*, 70(5):056312, Nov. 2004. doi: 10.1103/PhysRevE.70.056312.
- Z. Stelzer and A. Jackson. Extracting scaling laws from numerical dynamo models. *Geophysical Journal International*, 193:1265–1276, June 2013. doi: 10.1093/gji/ggt083.

- E. Takahashi, A. Matsushima, and Y. Honkura. Simulation of a quasi-Taylor state magnetic field including polarity reversals on the Earth Simulator”. *Science*, 309: 459–461, Mar. 2005.
- R. J. Teed, C. A. Jones, and S. M. Tobias. The transition to Earth-like torsional oscillations in magnetoconvection simulations. *Earth and Planetary Science Letters*, 419: 22–31, June 2015. doi: 10.1016/j.epsl.2015.02.045.
- A. Tilgner. Magnetic energy dissipation and mean magnetic field generation in planar convection-driven dynamos. *Physics Review E*, 90(1):013004, July 2014. doi: 10.1103/PhysRevE.90.013004.
- J. Wicht and U. R. Christensen. Torsional oscillations in dynamo simulations. *Geophysical Journal International*, 181:1367–1380, June 2010. doi: 10.1111/j.1365-246X.2010.04581.x.
- R. K. Yadav, T. Gastine, U. R. Christensen, L. D. V. Duarte, and A. Reiners. Effect of shear and magnetic field on the heat-transfer efficiency of convection in rotating spherical shells. *Geophysical Journal International*, 204:1120–1133, Feb. 2016a. doi: 10.1093/gji/ggv506.
- R. K. Yadav, T. Gastine, U. R. Christensen, S. J. Wolk, and K. Poppenhaeger. Approaching a realistic force balance in geodynamo simulations. *Proceedings of the National Academy of Science*, 113:12065–12070, Oct. 2016b. doi: 10.1073/pnas.1608998113.

Appendix A. Evolution of Λ with Ra and dynamo bifurcations

Previous systematic dynamo numerical studies provide a large table with the values of output parameters. We prefer here to provide additional figures in order to illustrate our results. These additional figures allow us to provide some details of our numerical experiments. The values of Λ can be observed in dynamo bifurcations diagrams. As Morin & Dormy (2009), the control parameter is Ra .

By considering high values of Pm , dynamo action can develop close to the onset of convection (in RI). Fig A.14 contains dynamo bifurcation diagrams for the parameters $E = 3 \cdot 10^{-4}$, $Pm = 6$ (on panel (a)) and $E = 10^{-4}$, $Pm = 12$ (on panel (b)). Regardless of the initial conditions for the magnetic field, a supercritical dipolar branch is obtained for these parameters. Close to the onset of dynamo action, the field strength saturates with a low magnitude and simulations with $Ra < 180$ can be classified as laminar dynamos. We observe an increase of the magnetic energy (measured by the Elsasser number Λ) by more than one order of magnitude when Ra is increased from $Ra = 160$ ($2.5Ra_c$) to $Ra = 180$ ($3Ra_c$) for $E = 10^{-4}$. A similar sharp increase is obtained for $E = 3 \cdot 10^{-4}$. Such a jump is only observed at low Rayleigh numbers. Then, a further increase of Ra induces a moderate increase of Λ . We only observe such sharp variations of Λ if the laminar regime is explored.

Considering lower values of Pm allows to study the nature of the dynamo bifurcation in RII. Such diagrams are shown in Figs. A.15, A.16, A.17 and A.18. Supercritical

bifurcations (Fig. A.17 and panels (a) for Figs. A.15 and A.16) and subcritical bifurcations (Fig. A.18 and panels (b),(c),(d) in Figs. A.15 and A.16) for the dipolar branch are observed. In the latter bifurcation diagrams, multipolar solutions are also reported. Such dynamos are obtained only if the buoyant forcing is high enough (i.e. in RIII).

Fig. A.15 (panel (a)) shows the supercritical bifurcation as obtained by Morin and Dormy (2009) (additional runs with higher Ra have been also reported). If the Elsasser number Λ grows rapidly with Ra close to the onset of convection, it increases more slowly for more turbulent flows (with $Ra > 10Ra_c$). A possible explanation for this behaviour could be that the Lorentz force could play an important role far above the dynamo threshold and limits the growth of Λ . From another point of view, the flow properties could be changed significantly by increasing Ra as shown by our kinematic study. The dynamo action could convert kinetic energy into magnetic energy differently in the laminar regime and in the more turbulent regimes.

In Fig. A.15 (see panel (b)), a dynamo bifurcation diagram for $Pm = 2$ is given. For low Ra , supercritical behaviour seems to be obtained as the magnetic energy is almost proportional to the distance from the dynamo threshold. Surprisingly, Λ as a function of Ra is not monotonous and it decreases for sufficiently high Ra values. This behaviour has also been reported by Christensen and Aubert (2006) for $E = 3 \cdot 10^{-4}$ and $Pm = 3$. If the magnitude of the field is initially low (white circles) at low Ra , the magnetic energy grows exponentially with a preferentially dipolar symmetry in the kinematic phase. Saturation process occurs by changing the velocity field (see section 5). From a weak initial field, nonlinear dipolar solutions are generated with $Ra < 500$. Whereas, for higher Ra (Regime III), the saturation mechanism does not support the dominance of the axial dipole field and a multipolar dynamo branch exists even if $Ro_l < 0.1$ (multipolar runs have $0.062 < Ro_l < 0.095$). Since increasing Ra changes the force balance by promoting inertia, this term must have an important role in the dynamo mechanism for this multipolar branch. This bistable regime can be compared to that highlighted by Schirmer et al. (2012) in which multipolar dynamos were identified as $\alpha\omega$ dynamos where the large-scale differential rotation plays a constructive role through the ω -effect. In the present study, no-slip boundaries are used and the large-scale velocity field is mainly controlled by Ekman layers. The evolution of the magnetic energy with Ra for the multipolar branch suggests supercritical behaviour for the multipolar branch.

For $Pm = 1$ (see panel (c) in Fig. A.15), we note that the dipolar dynamo with $Ra = 340$ is only obtained if the initial field is sufficiently strong. Otherwise, no dynamo can be generated from a weak initial field. This behaviour corresponds to a subcritical bifurcation for the dipolar branch even if for $Ra = 750$, the saturated dipolar dynamo can be obtained from a weak field. Then, Λ increases slowly with Ra while $Ro_l < 0.1$. For $Ra = 1750$, the local Rossby number does not satisfy this criteria and only a multipolar saturated dynamo is stable regardless of the initial field. The dipolar solution is not restored if Ra is reduced to 1500 from the multipolar solution with $Ra = 1750$ and hysteretic behaviour is noted. This multipolar branch exists for $0.60 < Ro_l < 0.12$. As a result, depending on the initial magnetic conditions, either multipolar dynamos or dipolar dynamos are finally relevant solutions in the bistable regime corresponding to $0.60 < Ro_l < 0.10$ for $Pm = 1$. We again note that Λ increases linearly with Ra for the multipolar branch whereas for the dipolar branch, Λ

saturates in the bistable regime in which inertia affects the dynamics.

For $Pm = 0.5$ and $E = 10^{-4}$ (panel (d)), the bifurcation is clearly subcritical and dynamo solutions only exist in a wedge of Ra . Regardless of the initial conditions for the field, at $Ra = 1000$ no dynamo solutions exist, i.e. an initial strong dipolar field can not be maintained in time (cross symbol) and a weak initial field is not amplified (full circle symbol at $\Lambda = 0$). This point has been reported by Christensen and Aubert (2006) in their fig. 1. At $Ra = 1000$, the local Rossby number is approximately two times lower than the critical value 0.1 which corresponds to the collapse of the dipolar branch by inertia. Inertia has a negative influence on dynamo action by increasing Rm_c in RIII (see kinematic study).

In Fig. A.16, bifurcation diagrams for $E = 3 \cdot 10^{-5}$ are presented. For $Pm = 2.5$ (see panel(a)), a supercritical bifurcation for the dipolar branch with Λ which has a non-simple dependency when $Ra < 1000$. Otherwise, the non-magnetic flow is in RIII and the field strength increases slowly with Ra . Very close to the dynamo threshold, three dipolar dynamos are obtained with $\Lambda < 0.5$ and $Ra = 310$, $Ra = 360$ and $Ra = 400$. Then, stronger variations of Λ are observed with Λ higher than unity.

For lower values of Pm and $E = 3 \cdot 10^{-5}$, subcritical bifurcations are clearly obtained for the dipolar branch while a supercritical multipolar branch appears when Ra is sufficiently high (see Fig. A.16 panel (b),(c) and (d)). For $Pm = 1$ and the range $460 \leq Ra \leq 900$ or $Pm = 0.5$ and the range $700 \leq Ra \leq 900$, strong initial dipolar fields are necessary for dynamo action as weak fields are not amplified. For $Ra = 1100$, weak fields are amplified by a flow in RIII. Even if a field with a multipolar morphology grows in the kinematic phase, the nonlinear solution is finally dominated by the axial dipolar component. Multipolar solutions appear for higher Ra . For $Pm = 0.25$ and $Ra = 3000$, no dipolar dynamo can be maintained as Ro_l exceeds the critical value 0.12. Since a large range of Ra is studied up to the dipole collapse by inertia, we observe saturation of Λ in RIII.

For $E = 10^{-5}$ and $Pm = 1$ or $Pm = 2$, the field strength increases rapidly when Ra is close to the dynamo threshold (see Fig. A.17). For these values, the bifurcations are supercritical and the dynamo onset can be approached. RIII is explored for $E = 10^{-5}$ with $Ra \geq 2000$. In this case, the increase of Λ depends slightly on Ra for $Pm = 1$ and $Pm = 2$. At lower values of Pm , the bifurcation for the dipolar branch is subcritical (see Fig. A.18) and multipolar solutions are also obtained in the turbulent regime. The growth of Λ is still less important for the dipolar branch as the non-magnetic flow is in the turbulent regime.

For $Pm = 0.5$ and $E = 10^{-5}$, only one solution with $\Lambda = 0$ (kinematically stable) is reported in Fig. A.18 for $Ra = 720$. However, for $Ra = 800$ and $Ra = 1000$, dynamo simulations with weak initial fields were tested. The magnetic energies increase with growth rates close to zero and attaining saturation would require a very long time integration. At $Ra = 1500$ and $Ra = 3000$, transitions from multipolar to dipolar solutions are observed, as is the transition shown in Fig. B.19.

Appendix B. Temporal evolution of geodynamo simulations

In Fig. B.19, the time evolution of kinetic and magnetic energies is shown for the parameters $E = 3 \cdot 10^{-4}$, $Ra = 450 = 7.4Ra_c$ and $Pm = 6$. A dipolar solution finally

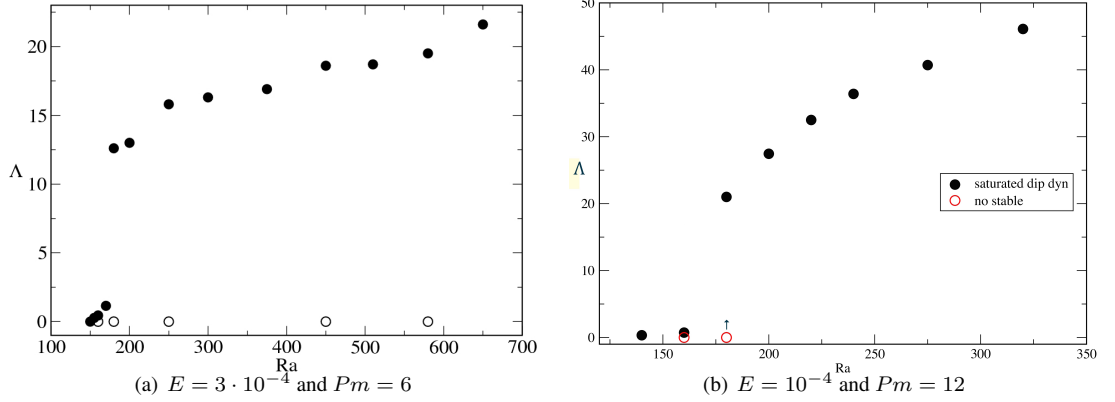


Figure A.14: Dynamo bifurcation diagrams are shown where empty circles correspond to initial conditions which are not stable. For $E = 3 \cdot 10^{-4}$ and $E = 10^{-4}$, non-magnetic flows are classified as laminar flows with $Ra < 220$ ($Ra < 3.62Ra_c$) and $Ra < 220$ ($Ra < 3.25Ra_c$) respectively.

sets in even when a weak initial field was considered. Such a behaviour correspond to crossed out squares in Fig 5. In the kinematic phase, different magnetic modes are amplified. The kinematic phase ends when the magnetic energy reaches a plateau at $t = 34$. This state takes place for a period of two in units of viscous diffusion time. In this period, the axial dipole field does not dominate and the dynamo could be identified as a multipolar dynamo. But, the axial dipole mode finally grows giving rise to a dipolar solution. The transition described here corresponds to a multipolar/dipolar transition where the multipolar phase is a transient state. Only one example of such a transition is reported in Fig. B.19 but several were obtained and operate similarly.

In RIII, by considering a weak initial field we observe the existence of multipolar dynamo solutions which have been integrated for a period of time longer than one magnetic diffusion time (see Fig B.20) even if the local Rossby number is lower than 0.1 i.e. in the usual dipolar regime (see Christensen and Aubert 2006). Such dynamos are typical for simulations performed in RIII with a weak initial field and Rm slightly above Rm_c . The relative importance of zonal flows increases as the Ekman number decreases (see the hydrodynamical study). In these models, we observe periodic reversals of the axial dipole component. An example of such models is shown in Fig B.21. The importance of the dipolar mode as measured by the dipole field strength can be dominant (when f_{dip} exceeds or approaches 0.5).

In Fig B.22, magnetic and kinetic energies as a function of time are given for a numerical experiment which shows the existence of a hysteretic behavior when the buoyant forcing is varied. In the dipolar regime ($Ro_\ell < 0.12$), a strong initial dipolar field is maintained in time. The axial dipole collapses when Ra is increased as Ro_ℓ crosses the transitional value and the magnetic energy (or Λ) decreases significantly. For these parameters, the multipolar solution appears to be the only stable solution. Important zonal flows develop close to the dynamo threshold when the Ekman number is sufficiently low. If the Rayleigh number is decreased from the multipolar solution

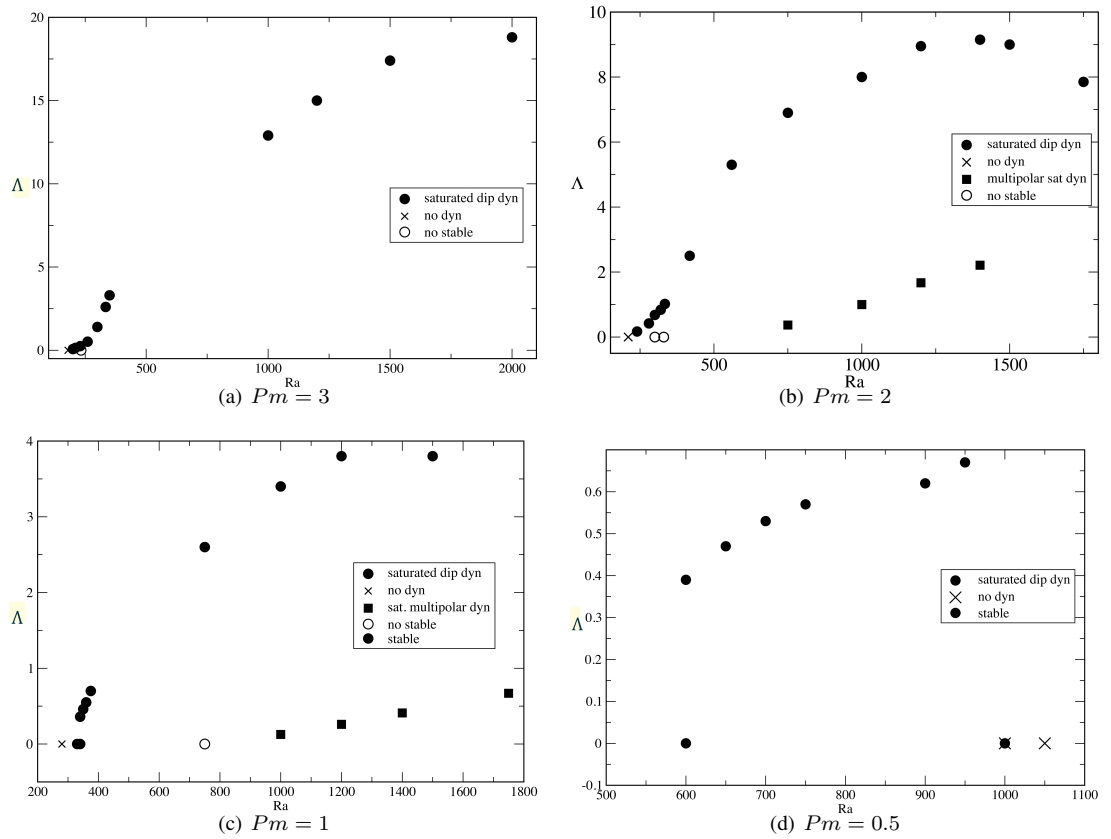


Figure A.15: Bifurcation dynamo diagrams for $E = 10^{-4}$. Full symbols correspond to stable solutions whereas empty symbols refer to initial conditions. Circles are employed for dynamos dominated by the axial dipole component at the surface and squares are employed otherwise.

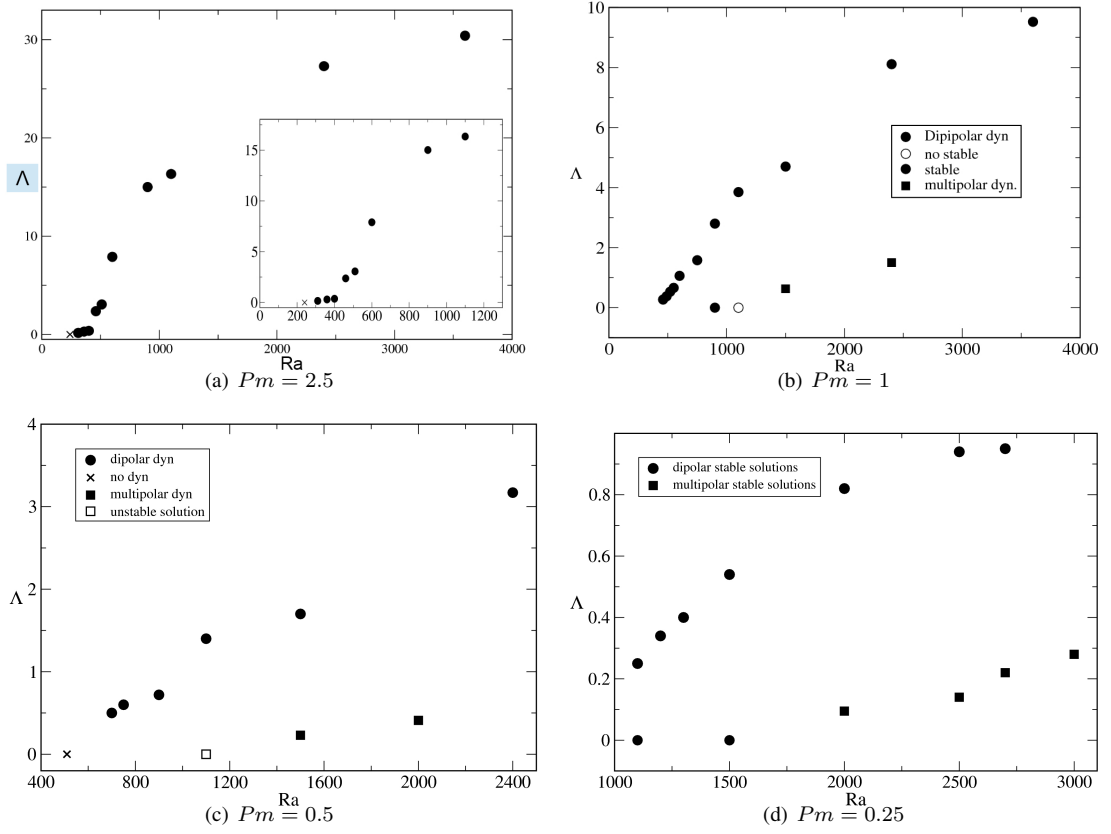


Figure A.16: Dynamo bifurcation diagrams for $E = 3 \cdot 10^{-5}$. Symbols are defined in the legend of Fig. A.15.

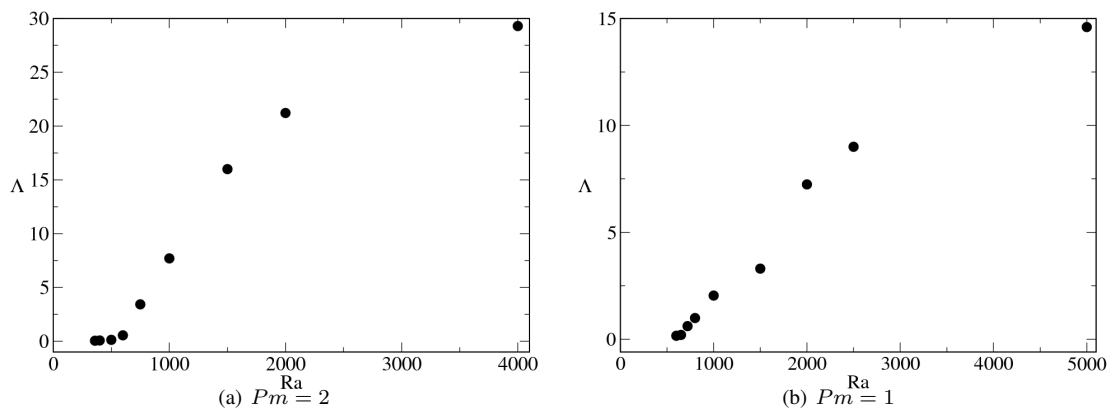


Figure A.17: Magnetic field strength measured by Λ as a function of the Rayleigh number Ra for dipolar dynamos with $E = 10^{-5}$. Supercritical bifurcations are observed.

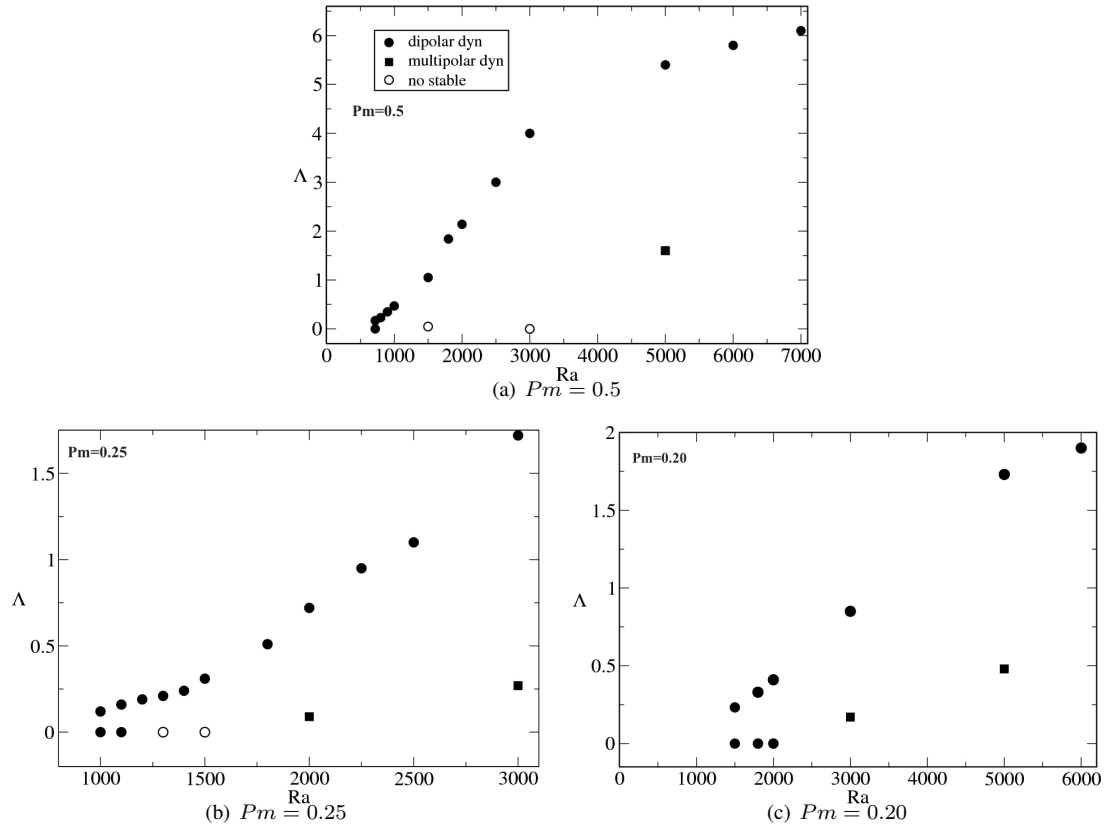


Figure A.18: Magnetic field strength measured by Λ as a function of the Rayleigh number Ra with $E = 10^{-5}$. The observed behaviour corresponds to subcritical bifurcations.

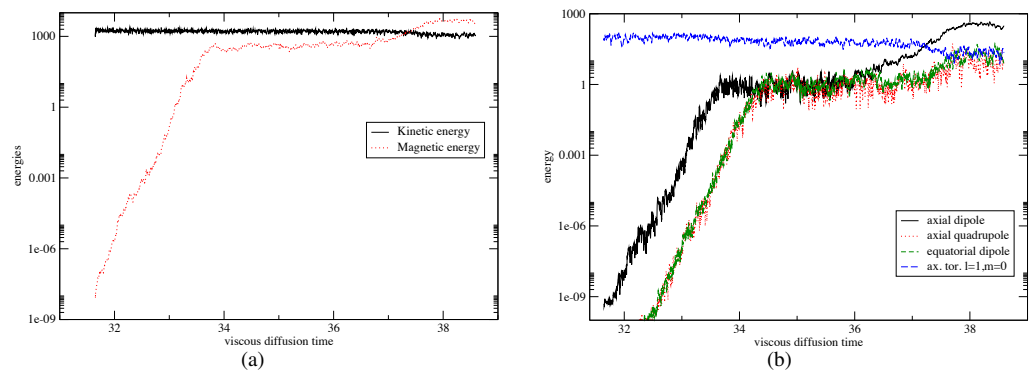


Figure B.19: Typical behaviour for a dipolar dynamo obtained with a weak initial field. (a) Magnetic (red) and kinetic (black) energies as a function of time. (b) the label $ax.tor.l = 1, m = 0$ corresponds to the kinetic toroidal mode with the spherical decomposition $l = 1$ and $m = 0$. For this simulation, the parameters are $E = 3 \cdot 10^{-4}$, $Pm = 6$ and $Ra = 450 = 7.4Ra_c$.

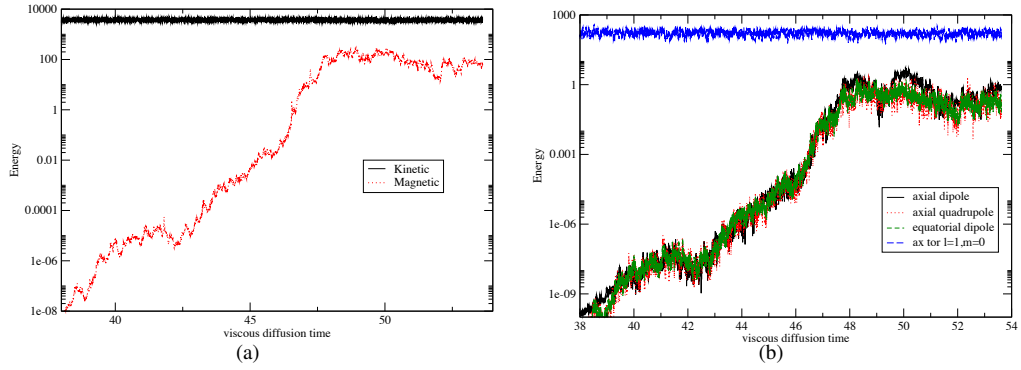


Figure B.20: Typical behaviour for a multipolar dynamo obtained with a weak initial field. The legend is similar to that of Fig B.19. The parameters are $E = 3 \cdot 10^{-4}$, $Pm = 3$ and $Ra = 650 = 10.69 Ra_c$. The magnitude of the initial weak magnetic field is first amplified in the kinematic phase. Then, a non-dipole dominated solution is obtained even if $Ro_l = 0.091$ and no-slip boundaries are used.

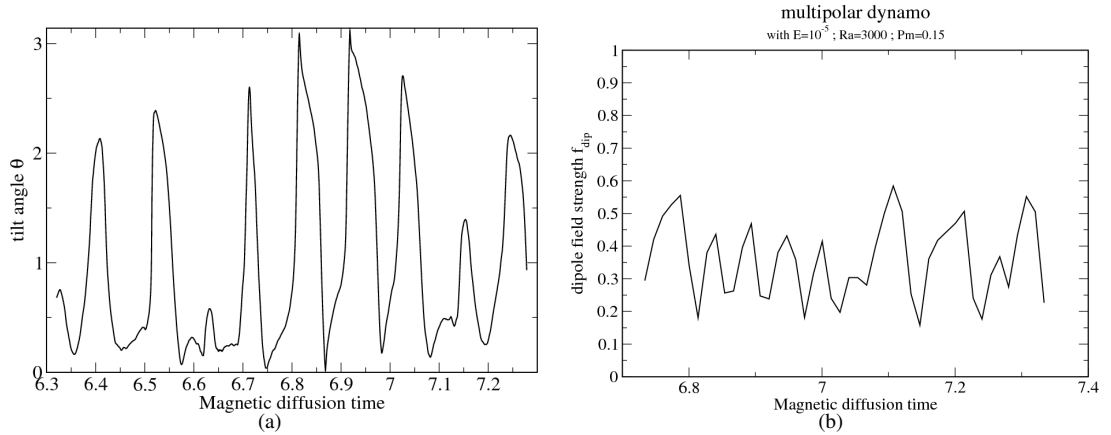


Figure B.21: Tilt angle (panel a) and dipole field strength f_{dip} (panel b) as a function of time for a multipolar dynamo model close to the dynamo threshold with the parameters $E = 10^{-5}$, $Ra = 3000 = 28.4 Ra_c$ and $Pm = 0.15$. Dynamo action is lost when Pm is decreased to $Pm = 0.10$.

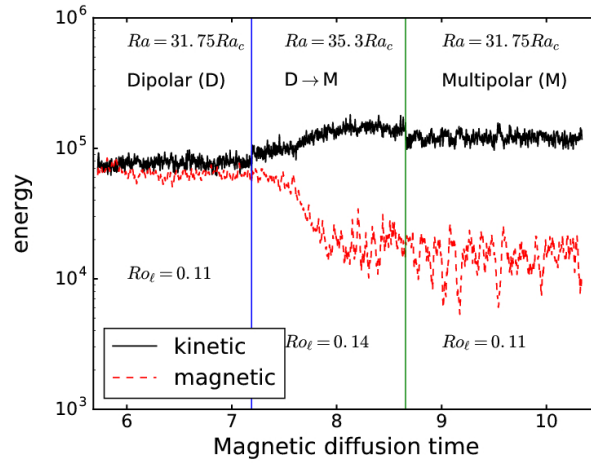


Figure B.22: Illustration of the hysteretic behavior observed when the buoyant forcing Ra is varied such that the local Rossby number Ro_ℓ shifts from one regime (dipolar $Ro_\ell < 0.12$ or multipolar $Ro_\ell > 0.12$) to another. The other parameters for this models are $E = 3 \cdot 10^{-5}$ and $Pm = 0.25$. The vertical lines mark a variation of the buoyant forcing Ra .

$Ra = 35.3Ra_c$ to its initial value ($Ra = 31.75Ra_c$), the dipolar configuration is not obtained. We cannot exclude that this multipolar solution with $Ro_\ell < 0.12$ is a transient state. However, this multipolar solution is maintained longer than one magnetic diffusion time. Most of our models were integrated over one magnetic diffusion time. For some cases, longer time integration periods were considered.