

Looking for Galactic Diffuse Dark Matter in INO-MagICAL Detector

Sanjib Kumar Agarwalla*

*Institute of Physics, Sachivalaya Marg, Sainik School Post, Bhubaneswar 751005, India
Homi Bhabha National Institute, Training School Complex, Anushakti Nagar, Mumbai 400085,
India*

E-mail: sanjib@iopb.res.in

Amina Khatun

*Institute of Physics, Sachivalaya Marg, Sainik School Post, Bhubaneswar 751005, India
Homi Bhabha National Institute, Training School Complex, Anushakti Nagar, Mumbai 400085,
India*

E-mail: amina@iopb.res.in

Ranjan Laha

*Kavli Institute for Particle Astrophysics and Cosmology (KIPAC), Department of Physics,
Stanford University, Stanford, CA 94305, USA*

SLAC National Accelerator Laboratory, Menlo Park, CA 94025, USA

E-mail: rlaha@stanford.edu

The Weakly Interacting Massive Particle (WIMP) is a popular particle physics candidate for the dark matter (DM). It can annihilate and/or decay to neutrino and antineutrino pair. The proposed 50 kt Magnetized Iron CALorimeter (MagICAL) detector at the India-based Neutrino Observatory (INO) can observe these pairs over the conventional atmospheric neutrino and antineutrino fluxes. If we do not see any excess of events in ten years, then INO-Magical can place competitive limits on self-annihilation cross-section ($\langle\sigma v\rangle$) and decay lifetime (τ) of dark matter at 90% C.L.: $\langle\sigma v\rangle \leq 1.87 \times 10^{-24} \text{ cm}^3 \text{ s}^{-1}$ and $\tau \geq 4.8 \times 10^{24} \text{ s}$ for $m_\chi = 10 \text{ GeV}$ assuming the NFW as DM density profile.

*The 19th International Workshop on Neutrinos from Accelerators-NUFACT 2017
25-30 September, 2017
Uppsala University, Uppsala, Sweden*

*Speaker.

1. Introduction

The existence of mysterious dark matter is confirmed by various astrophysical [1] and cosmological observations [2] through the gravitational interaction. The data collected by Planck satellite reveal that around 26% of total energy density of the Universe is composed of dark matter [3]. The particle nature of dark matter is completely unknown. However, with the particle having ~ 100 GeV mass and interaction strength of the order of electro-weak coupling, the predicted relic abundance of cold dark matter (CDM) in the Universe matches with its current value. We call these class of dark matter (DM) as Weakly Interacting Massive Particle (WIMP) [4]. If there is non-zero coupling between dark matter and Standard Model (SM) particles, then we can detect dark matter by indirect way. For example, due to annihilation of dark-matter to any SM particles, we can observe an excess of the stable particles, like photons, neutrinos, which are created in the final state of SM particle's decay chain. In this study, we assume that dark matter (χ) self-annihilate to neutrino and antineutrino pair, and explore the phenomenological consequences in context of the Magnetized Iron CALorimeter (MagICAL) detector proposed by the India-based Neutrino Observatory (INO) [5] project.

The MagICAL is designed to detect atmospheric neutrinos having multi-GeV energy and coming from all possible directions. The main physics aim of this experiment is to determine the neutrino mass ordering using the Earth matter effect and to measure the atmospheric oscillation parameters precisely [6]. In this paper, we show that the MagICAL detector can also play a very important role to look for Galactic diffuse dark matter having mass in the multi-GeV range.

2. Dark Matter Inputs

The spherically symmetric dark matter density parameterization is given by

$$\rho(r) = \frac{\rho_0}{[\delta + r/r_s]^\gamma \cdot [1 + (r/r_s)^\alpha]^{(\beta-\gamma)/\alpha}}. \quad (2.1)$$

The parameter $\rho(r)$ denotes the density as a function of distance r from the center of the galaxy, and r_s is the scale radius. The shape of the profile is controlled by α and β , γ , and δ . The local dark matter density at the Solar radius (R_{sc}) is ρ_{sc} . We take $R_{sc} = 8.5$ kpc. The parameter ρ_0 is the normalization constant. We produce all the results for two different DM profiles: the Navarro-Frenk-White (NFW) profile [7], and the Burkert¹ profile [9], and associated parameter values are given in table 1. We assume that dark matter particle (χ) and its antiparticle ($\bar{\chi}$) annihilate to

	$(\alpha, \beta, \gamma, \delta)$	ρ_{sc} [GeV cm ⁻³]	r_s [kpc]
NFW	(1, 3, 1, 0)	0.471	16.1
Burkert	(2, 3, 1, 1)	0.487	9.26

Table 1: The necessary values of parameters related to dark matter profiles are taken from Ref. [10].

¹We do not present the results with the Burkert profile in this write-up. However the results with the Burkert profile are shown in Ref. [8].

produce a neutrino and an antineutrino in the final state with 100% branching ratio:

$$\chi + \bar{\chi} \rightarrow \nu + \bar{\nu}. \quad (2.2)$$

The ratio of ν_e , ν_μ , and ν_τ at the source are assumed to be 1:1:1, which remains unchanged after reaching the Earth surface due to loss of coherence in flight over astrophysical distances. The $\nu/\bar{\nu}$ flux of each flavor of per unit energy range per unit solid angle originated from the dark matter particles annihilation is given by

$$\frac{d^2\Phi_{\nu/\bar{\nu}}^{ann}}{dE d\Omega} = \frac{\langle\sigma_{AV}\rangle}{2} J_{\Delta\Omega}^{ann} \frac{R_{sc}\rho_{sc}^2}{4\pi m_\chi^2} \frac{1}{3} \frac{dN^{ann}}{dE}. \quad (2.3)$$

In above, $\langle\sigma_{AV}\rangle$ is the self-annihilation cross-section and m_χ is mass of DM particles. Integrating the square of dark matter density over the whole sky and then taking average over 4π solid angle, we calculate $J_{\Delta\Omega}^{ann}$, which is obtained as 3.33 for the NFW profile and 1.6 for the Burkert profile. The factor $\frac{1}{2}$ appears as we assume the dark matter particle is same as its own antiparticle. The factor $\frac{1}{3}$ takes care the flavor ratio of $\nu/\bar{\nu}$ on the Earth's surface. For the isotropic production of ν and $\bar{\nu}$ at source, 4π comes in the denominator. As dark matter is non-relativistic, $\nu/\bar{\nu}$ energy spectrum is written as

$$\frac{dN^{ann}}{dE} = \delta(E_{\nu/\bar{\nu}} - m_\chi). \quad (2.4)$$

In case of decay of dark matter through $\chi \rightarrow \nu + \bar{\nu}$ channel with 100% branching ratio (where the final state neutrino can be of any flavor), $\nu/\bar{\nu}$ flux can be written as

$$\frac{d^2\Phi_{\nu/\bar{\nu}}^{dec}}{dE d\Omega} = J_{\Delta\Omega}^{dec} \frac{R_{sc}\rho_{sc}}{4\pi m_\chi \tau} \frac{1}{3} \frac{dN^{dec}}{dE}. \quad (2.5)$$

The factor $\frac{1}{3}$ and 4π appear due to the same reasons as described for the annihilation case. The parameter $J_{\Delta\Omega}^{dec}$ represents the average value of line of sight integration of dark matter density over whole sky. We get $J_{\Delta\Omega}^{dec} = 2.04$ for the NFW profile and 1.85 for the Burkert profile. For decaying dark matter, the energy spectrum of neutrino is given by

$$\frac{dN^{dec}}{dE} = \delta(E_{\nu/\bar{\nu}} - m_\chi/2). \quad (2.6)$$

3. Results

This section is devoted to show results. In Fig. 1, we present the atmospheric neutrino events integrated over the reconstructed neutrino zenith angle $\cos\theta \in [-1, -0.5]$ using 500 kt·yr exposure of MagICAL. The black solid and red dashed lines represents the events in absence (ATM) and presence of dark matter (ATM + DM) respectively. The left panel is for dark matter annihilation and right panel is for decaying dark matter. Here, we assume that dark matter has the mass of 30 GeV. In this case, each of the final state ν and $\bar{\nu}$ from the dark matter annihilation (decay) have 30 (15) GeV energy. Therefore we see an excess of ν_μ events around 30 (15) GeV of reconstructed neutrino energy for annihilating (decaying) dark matter in Fig. 1. We estimate the sensitivity of MagICAL

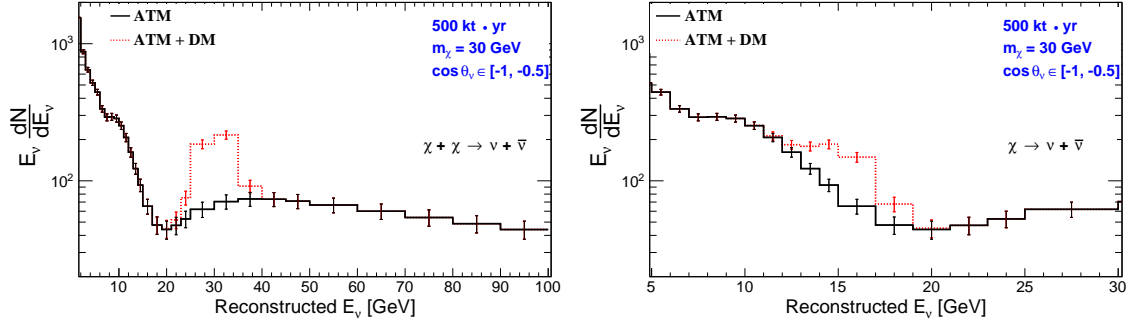


Figure 1: Event spectra of atmospheric ν_μ is presented by black solid line. The red dashed lines are for events in presence of annihilation (left panel) and decay (right panel) of dark matter having 30 GeV mass. Both panels are for integrating over $\cos\theta \in [-1, -0.5]$ using 500 kt-yr exposure of MagICAL. The choice of mass hierarchy is normal ordering (NO).

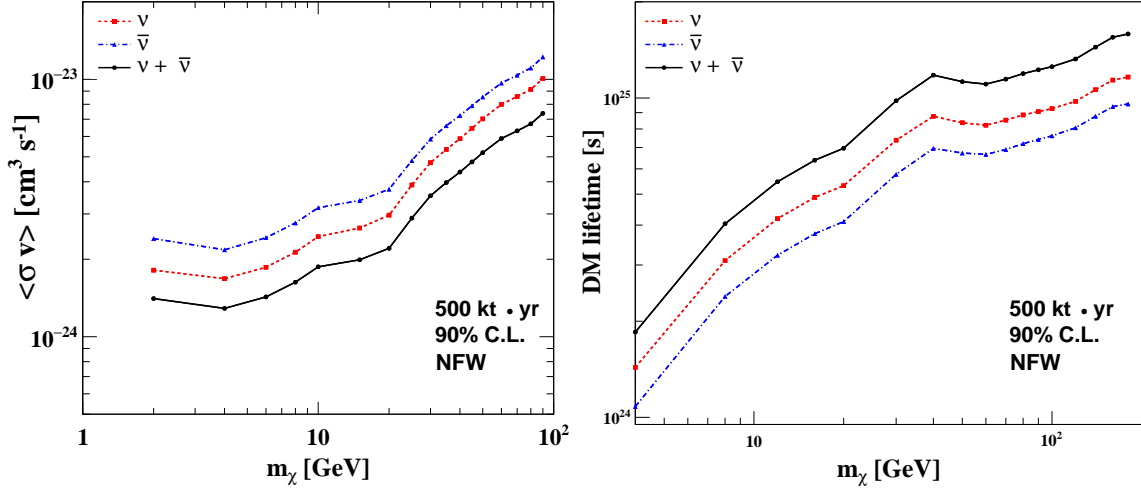


Figure 2: Left panel presents the upper limit on $\langle\sigma\nu\rangle$ at 90% C.L. (1 d.o.f.) for the process $\chi\chi \rightarrow \nu\bar{\nu}$. The right panel shows the lower bounds on decay lifetime for $\chi \rightarrow \nu\bar{\nu}$ at 90% C.L. (1 d.o.f.). For both the cases, we use 500 kt-yr exposure of MagICAL, NFW profile, and normal ordering.

to place the upper limits on the self-annihilation cross-section and lower limit on the dark matter decay lifetime. For the details regarding the simulation technique and the discussion on systematic uncertainties, please take a look at the Ref. [8]. Fig. 2 presents the upper limits on self-annihilation cross-section of DM particles for the process $\chi\chi \rightarrow \nu\bar{\nu}$ (see left panel) and lower limits on decay lifetime for $\chi \rightarrow \nu\bar{\nu}$ process (see right panel) at 90% C.L. (1 d.o.f.). The red dashed, blue dot-dashed, and black solid lines are obtained from only ν_μ , only $\bar{\nu}_\mu$, and total ν_μ and $\bar{\nu}_\mu$ respectively. We use 500 kt-yr exposure of the MagICAL detector and normal mass ordering (NO). An important point to be noted is that the ability to analyze the neutrino and antineutrino data separately helps

to explore the processes which involve lepton number violating DM. As we go to higher energies, constraints on the self-annihilation cross-section get deteriorated, and for decay lifetime, bounds get improved. We understand these features using different m_χ dependence of signal to background ratio in case of annihilation and decay of dark matter. For detailed explanation, see Ref. [8].

3.1 Comparison with other experiments

There are constraints on the self-annihilation cross-section from the experiments like Super-Kamiokande [11, 12], IceCube [10, 13], and ANTARES [14, 15]. In left panel of Fig. 3, we show these limits along with the expected bound from MagICAL with 500 kt-yr exposure as obtained in this analysis (black solid line). In the multi-GeV energy range, the MagICAL detector is found to place the most stringent constraint than other detectors. We compare the current bound on the dark

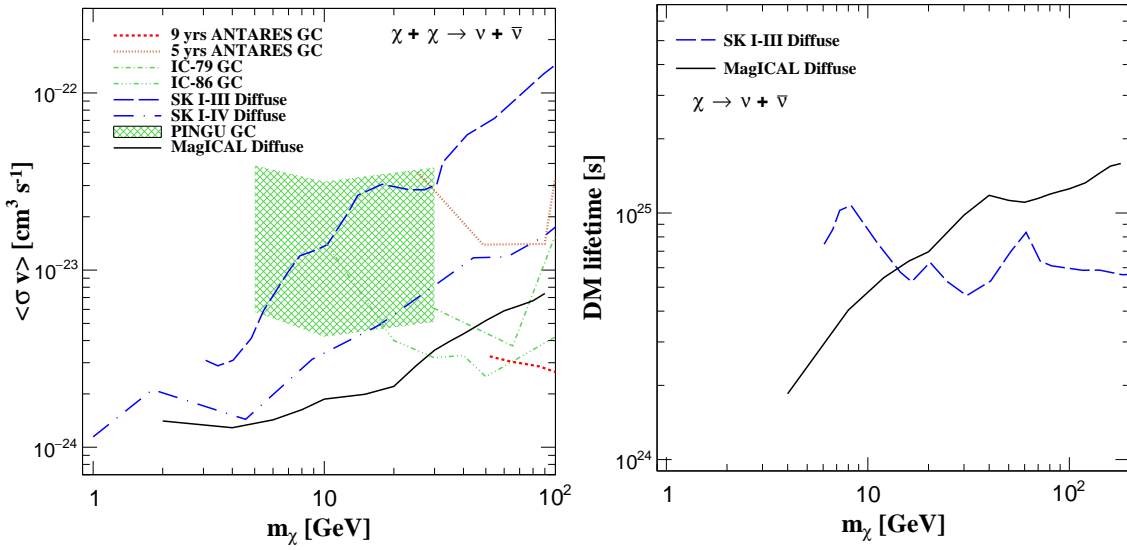


Figure 3: Left panel shows the current bounds on self-annihilation cross-section at 90% C.L. (1 d.o.f.) obtained using first three phases data of Super-Kamiokande in Ref. [11] (blue long-dashed line), using four phases data of Super-Kamiokande in Ref. [12] (blue long-dash-dotted line), using IceCube data in Ref. [10] (green dot-dashed) and Ref. [13] (green triple-dot-dashed lines), and using ANTARES data in Ref. [14] (red dotted) and Ref. [15] (red dashed lines). The future sensitivity of PINGU [16] (green shaded region) with its one year of exposure is also shown. The limits obtained from our analysis using 500 kt-yr MagICAL is plotted in black solid line. The right panel shows the current bound on decay lifetime of DM at 90% C.L. (1 d.o.f.) from Super-Kamiokande [11] (blue long-dashed line) and the expected limit from MagICAL (black solid line) using 500 kt-yr exposure.

matter decay lifetime from the first three phases of Super-Kamiokande data [11] and the expected limit from MagICAL detector in right panel of Fig. 3.

4. Concluding Remarks

We study the capability of the INO-MagICAL detector to probe the Galactic diffuse dark matter. The expected limit on the self-annihilation cross-section of dark matter having mass 10

GeV is $\langle\sigma v\rangle \leq 1.87 \times 10^{-24} \text{ cm}^3 \text{ s}^{-1}$ at 90% C.L. (1 d.o.f.) using 500 kt-yr exposure of MagICAL and assuming the NFW as dark matter density profile. The ability to distinguish the neutrino and antineutrino in MagICAL gives an opportunities to probe lepton number violating dark matter interactions.

References

- [1] L. E. Strigari, *Galactic Searches for Dark Matter*, *Phys. Rept.* **531** (2013) 1–88, [[arXiv:1211.7090](#)].
- [2] G. Steigman, *Neutrinos And Big Bang Nucleosynthesis*, *Adv. High Energy Phys.* **2012** (2012) 268321, [[arXiv:1208.0032](#)].
- [3] **Planck** Collaboration, P. A. R. Ade et al., *Planck 2015 results. XIII. Cosmological parameters*, [arXiv:1502.01589](#).
- [4] G. Jungman, M. Kamionkowski, and K. Griest, *Supersymmetric dark matter*, *Phys. Rept.* **267** (1996) 195–373, [[hep-ph/9506380](#)].
- [5] India-based Neutrino Observatory (INO), <http://www.ino.tifr.res.in/ino/>.
- [6] **ICAL** Collaboration, S. Ahmed et al., *Physics Potential of the ICAL detector at the India-based Neutrino Observatory (INO)*, [arXiv:1505.07380](#).
- [7] J. F. Navarro, C. S. Frenk, and S. D. M. White, *The Structure of cold dark matter halos*, *Astrophys. J.* **462** (1996) 563–575, [[astro-ph/9508025](#)].
- [8] A. Khatun, R. Laha, and S. K. Agarwalla, *Indirect searches of Galactic diffuse dark matter in INO-MagICAL detector*, *JHEP* **06** (2017) 057, [[arXiv:1703.10221](#)].
- [9] A. Burkert and J. Silk, *On the structure and nature of dark matter halos*, in *Dark matter in Astrophysics and Particle Physics* (H. V. Klapdor-Kleingrothaus and L. Baudis, eds.), p. 375, 1999. [astro-ph/9904159](#).
- [10] **IceCube** Collaboration, M. G. Aartsen et al., *Search for Dark Matter Annihilation in the Galactic Center with IceCube-79*, *Eur. Phys. J. C* **75** (2015), no. 10 492, [[arXiv:1505.07259](#)].
- [11] P. Mijakowski, *Direct and Indirect Search for Dark Matter*. PhD thesis, Warsaw, Inst. Nucl. Studies, 2011.
- [12] **Super-Kamiokande** Collaboration, P. Mijakowski, *Indirect searches for dark matter particles at Super-Kamiokande*, *J. Phys. Conf. Ser.* **718** (2016), no. 4 042040.
- [13] **IceCube** Collaboration, M. G. Aartsen et al., *Search for Neutrinos from Dark Matter Self-Annihilations in the center of the Milky Way with 3 years of IceCube/DeepCore*, [arXiv:1705.08103](#).
- [14] **ANTARES** Collaboration, S. Adrian-Martinez et al., *Search of Dark Matter Annihilation in the Galactic Centre using the ANTARES Neutrino Telescope*, *JCAP* **1510** (2015), no. 10 068, [[arXiv:1505.04866](#)].
- [15] A. Albert et al., *Results from the search for dark matter in the Milky Way with 9 years of data of the ANTARES neutrino telescope*, [arXiv:1612.04595](#).
- [16] **IceCube PINGU** Collaboration, M. G. Aartsen et al., *Letter of Intent: The Precision IceCube Next Generation Upgrade (PINGU)*, [arXiv:1401.2046](#).