

# User Scheduling for Millimeter Wave Hybrid Beamforming Systems with Low-Resolution ADCs

Jinseok Choi, Gilwon Lee, and Brian L. Evans

## Abstract

We investigate uplink user scheduling for millimeter wave (mmWave) hybrid analog/digital beamforming systems with low-resolution analog-to-digital converters (ADCs). Deriving new scheduling criteria for the mmWave systems, we show that the channel structure in the beamspace, in addition to the channel magnitude and orthogonality, plays a key role in maximizing the achievable rates of scheduled users due to quantization error. The criteria show that to maximize the achievable rate regarding the channel structure, the channels of the scheduled users need to have (1) as many propagation paths as possible with unique angle-of-arrivals (AoAs) and (2) even power distribution in the beamspace. Leveraging the derived criteria, we propose an efficient scheduling algorithm for mmWave zero-forcing receivers with low-resolution ADCs. We further propose a chordal distance-based scheduling algorithm that exploits only the AoA knowledge and analyze the performance of the algorithm by deriving ergodic rates in closed form. Based on the derived rates, we show that the beamspace channel leakage resulting from phase offsets between AoAs and quantized angles of analog combiners can achieve sum rate gain by reducing quantization error compared to the channel without leakage. Simulation results validate the sum rate performance of the proposed algorithms and derived ergodic rates expressions.

## Index Terms

Millimeter wave, low-resolution ADCs, hybrid MIMO system, user scheduling, channel structure.

## I. INTRODUCTION

Millimeter wave wireless communication has emerged as a promising technology for next generation cellular systems, showing its feasibility [1]–[3]. The advantages of remarkably wide

J. Choi, G. Lee, and B. L. Evans are with the Wireless Networking and Communication Group (WNCG), Department of Electrical and Computer Engineering, The University of Texas at Austin, Austin, TX 78701 USA. (e-mail: jinseokchoi89@utexas.edu, gilwon.lee30@gmail.com, bevans@ece.utexas.edu). J. Choi and B. L. Evans were supported by gift funding from Huawei Technologies. A preliminary version of this work will be presented in IEEE ICC 2018 [7].

bandwidth in mmWave frequencies ranging from 30 – 300 GHz can be exploited to meet ever increasing capacity requirements of wireless communication network. To compensate for the large path loss of mmWave channels, large antenna arrays are likely to be deployed into transceivers with very small antenna spacing owing to the small wavelength. Due to a large signal bandwidth and a high number of bits/sample in mmWave systems, high-resolution ADCs coupled with large antenna arrays demand significant power consumption in the receiver and the power consumption of ADCs scales exponentially in the number of quantization bits. Therefore, employing low-resolution ADCs has been proposed as a natural solution, and extensive research has been conducted in such systems for mmWave communications [4]–[6]. In this regard, as an extension of our work [7], we also investigate low-resolution ADC systems by focusing on user scheduling to provide different scheduling criteria that newly arise from coarse quantization.

#### A. *Prior Work*

As an effort to realize low-resolution ADC systems, essential wireless communication techniques such as channel estimation and detection have been developed in low-resolution ADC systems [8]–[14]. For the 1-bit ADC system which is the extreme case of low-resolution ADCs, compressive sensing [8], maximum-likelihood [9], and Bussgang decomposition-based techniques [10] were employed for channel estimation. Compressive sensing-based channel estimators were also developed for the systems with low-resolution ADCs [11], [12], and achieved comparable estimation accuracy to that of infinite-bit ADC systems at low and medium signal-to-noise ratio (SNR). Unified frameworks for channel estimation and symbol detection were developed for 1-bit ADC systems [9] and low-resolution ADC systems [12]. Achieving higher detection accuracy than a minimum mean squared error (MMSE) estimator, message passing de-quantization-based detectors were proposed in 1-bit ADC [13] and low-resolution ADC systems [14].

In recent years, low-resolution ADC systems with hybrid analog/digital beamforming have been investigated to take advantage of both the reduced number of ADC bits and radio frequency (RF) chains [15]–[18]. Achievable rates in the hybrid MIMO systems with low-resolution ADCs were characterized in [15]. It was shown in [15] that the hybrid beamforming systems with low-resolution ADCs achieve comparable rate to that of infinite-bit ADC systems, providing better energy-rate trade-off compared to conventional hybrid multiple-input multiple-output (MIMO) systems and low-resolution ADC systems. To further increase spectral and energy efficiency of mmWave receivers, deploying adaptive-resolution ADCs in hybrid MIMO systems was proposed

with ADC bit-allocation algorithms [16]. Since the proposed bit-allocation algorithm in [16] was developed under a total ADC power constraint, a joint binary-search bit-allocation was proposed in [17] to take into account a total receiver power constraint. Channel estimation techniques were also investigated for hybrid MIMO systems with low-resolution ADCs [18]. Understanding the superior spectral and energy efficiency of the architecture, we focus on the hybrid MIMO receiver with low-resolution ADCs to solve a user scheduling problem in mmWave communications.

Although user scheduling in multiuser MIMO systems has been extensively studied for more than a decade, it has not been investigated for low-resolution ADC systems. Many user scheduling methods were developed under the perfect quantization system in which the number of quantization bits is considered to be infinite. One representative method of user scheduling is the semi-orthogonal user selection (SUS) method [19]. This method selects users in a greedy manner such that the channel vectors of the selected users are nearly orthogonal and have large magnitudes based on the full channel state information (CSI) knowledge of all users at the basestation (BS). Another representative approach is the random beamforming (RBF) method [20] that selects the user who has the maximum signal-to-interference-noise ratio (SINR) for each beam when a set of orthogonal beams are determined a priori at the BS before scheduling. Similarly, to capture the orthogonality between channels of scheduled users, user scheduling algorithms that adopt chordal distance as a selection measure were proposed in [21], [22].

Unlike the user scheduling methods that have been studied under the Rayleigh fading channel model by assuming rich scattering [19], [20], [23]–[25], different approaches have investigated user scheduling under the channels with poor scattering such as mmWave channels. The RBF method was analyzed in both the uniform random single path [26] and multi-path channel models [27] that capture the sparsity of mmWave channels. By exploiting the sparse nature of mmWave channels, beam aggregation-based scheduling and fairness-aware scheduling algorithms were developed in [27]. Although the proposed algorithms outperformed the RBF algorithm in [20] for mmWave MIMO systems and achieved the sum rate that is comparable to the optimal MMSE case, the algorithms still focused on user scheduling without quantization error. Consequently, user scheduling in mmWave systems with low-resolution ADCs remains questionable.

## *B. Contributions*

In this paper, we investigate uplink user scheduling for mmWave hybrid MIMO zero-forcing receivers with low-resolution ADCs. Noting that non-negligible quantization error can be a

primary bottleneck for attaining scheduling gain in the low-resolution ADC system, we derive user scheduling criteria to maximize the scheduling gain by finding the best tradeoff between channel gains and corresponding quantization noise. Adopting the virtual channel model [28], the criteria can be interpreted as follows: regarding the channel structure, (i) unique AoAs at the receiver for the channel propagation paths of each scheduled user and (ii) equal power spread across the beamspace complex gains within each user channel are required to maximize the sum rate. Accordingly, the derived scheduling criteria reveal that the channel structure in the beamspace, in addition to the channel magnitude and orthogonality, plays a key role in maximizing the achievable rates of scheduled users under coarse quantization.

Leveraging the derived criteria, we propose an efficient scheduling algorithm to maximize the uplink sum rate in the low-resolution ADC regime. The proposed algorithm combines the semi-orthogonal user filtering [19] and non-overlap filtering of dominant beams [27] to enforce orthogonality among scheduled users and reduce quantization error. Using an approximated SINR as a scheduling measure, the algorithm captures the trade-off between channel gain and corresponding quantization error, and reduces computational complexity by avoiding matrix inversion. A greedy sum rate maximization algorithm is also proposed to provide a sub-optimal reference performance at the expense of high computational complexity.

Considering the difficulty of acquiring instantaneous full CSI, we further propose a chordal distance-based scheduling algorithm which only requires partial CSI. A reasonable alternative to instantaneous full CSI is to exploit slowly-varying channel characteristics, in particular, AoAs of mmWave channels [29]. Unlike the previously developed chordal distance-based algorithms [21], [22] that use full CSI and adopt a simple greedy structure which requires prohibitively high complexity, our proposed algorithm exploits only the AoA information of mmWave channels and reduces the complexity by filtering a user candidate set which leads to the smaller number of remaining candidate users and simpler distance calculation.

To analyze the performance of the chordal distance-based algorithm, we derive closed-form sum rate expressions for two channel scenarios: (1) AoAs of channels exactly align with quantized angles of analog combiner and (2) arbitrary AoAs produce phase offsets from the quantized angles, which leads to channel leakage in the beam domain. For the exact AoA alignment scenario, we derive an ergodic rate which can be expressed as the sum of the ergodic rate without quantization and the rate loss due to quantization. Accordingly, the derived rate provides the expected ergodic rate loss due to quantization in closed form. For the arbitrary AoA scenario,

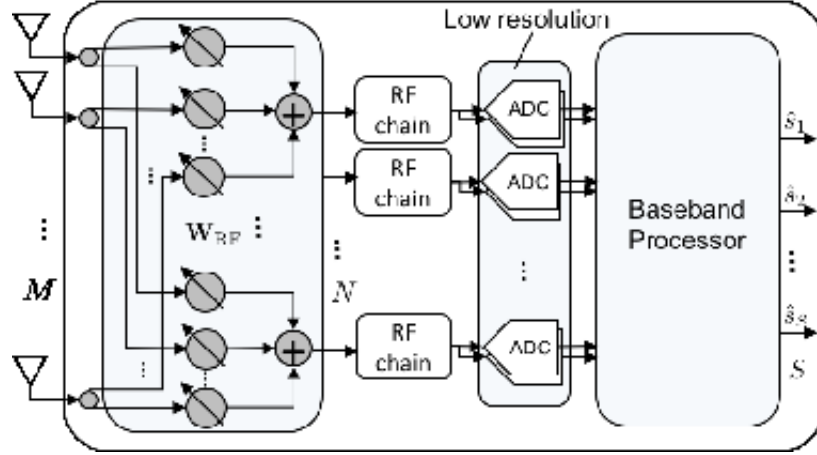


Fig. 1. A receiver architecture with large antenna arrays and analog combiners  $\mathbf{W}_{\text{RF}}$ , followed by low-resolution ADCs.

an approximated lower bound of the ergodic rate is derived and offers a performance guideline for a more realistic channel scenario. Based on the derived ergodic rates, we obtain an intuition that the two channel scenarios result in different sum rates as a consequence of coarse quantization. Such intuition is numerically verified and shows that the channel leakage due to arbitrary AoAs provides sum rate gain by reducing quantization error compared to the channel with the exact AoA alignment, which challenges the conventional negative understanding towards channel leakage. Simulation results demonstrate that the proposed algorithm outperforms the conventional algorithms developed under the perfect quantization assumption in ergodic rate and the chordal distance-based algorithm also improves the sum rate compared to random scheduling. The analysis and intuition in this paper are also numerically validated.

*Notation:*  $\mathbf{A}$  is a matrix and  $\mathbf{a}$  is a column vector.  $\mathbf{A}^H$  and  $\mathbf{A}^T$  denote conjugate transpose and transpose.  $[\mathbf{A}]_{i,:}$  and  $\mathbf{a}_i$  indicate the  $i$ th row and column vector of  $\mathbf{A}$ . We denote  $a_{i,j}$  as the  $\{i,j\}$ th element of  $\mathbf{A}$  and  $a_i$  as the  $i$ th element of  $\mathbf{a}$ .  $\mathcal{CN}(\mu, \sigma^2)$  is a complex Gaussian distribution with mean  $\mu$  and variance  $\sigma^2$ .  $\mathbb{E}[\cdot]$  and  $\text{Var}[\cdot]$  represent expectation and variance operator, respectively. The cross-correlation matrix is denoted as  $\mathbf{R}_{\mathbf{xy}} = \mathbb{E}[\mathbf{xy}^H]$ . The diagonal matrix  $\text{diag}(\mathbf{A})$  has  $\{a_{i,i}\}$  at its  $i$ th diagonal entry, and  $\text{diag}(\mathbf{a})$  or  $\text{diag}(\mathbf{a}^T)$  has  $\{a_i\}$  at its  $i$ th diagonal entry.  $\mathbf{I}_N$  denotes an  $N \times N$  identity matrix and  $\|\mathbf{A}\|$  represents  $L_2$  norm.  $|\cdot|$  indicates an absolute value for a complex value or denotes cardinality of a set.  $\text{tr}(\cdot)$  is a trace operator.

## II. SYSTEM MODEL

### A. Signal and Channel Models

We consider a single-cell multi-user MIMO network for uplink communications. A BS employs a uniform linear array (ULA) of  $M$  receive antennas. Analog combiners are applied at the BS, followed by  $N \leq M$  chains as shown in Fig. 1. We assume that  $K$  single-antenna users are distributed in the cell and the BS schedules  $S \leq N$  users to serve among the  $K$  users in the cell. The ADCs are considered to be low-resolution ADCs to reduce the receiver power consumption.

Assuming perfect synchronization, the received baseband analog signal  $\mathbf{r} \in \mathbb{C}^M$  is given as

$$\mathbf{r} = \sqrt{\rho}\mathbf{H}\mathbf{s} + \mathbf{n} \quad (1)$$

where  $\rho$  is the transmit power,  $\mathbf{H}$  represents the  $M \times S$  channel matrix where its element  $h_{i,j}$  denotes the channel gain between the  $i$ th receive antenna of the BS and the  $j$ th user. The symbol vector of  $S$  users is denoted by  $\mathbf{s}$  and assumed to be Gaussian signaling with zero mean and unit variance,  $\mathbf{s} \sim \mathcal{CN}(\mathbf{0}, \mathbf{I}_S)$ , and  $\mathbf{n}$  indicates the additive white Gaussian noise (AWGN) vector  $\mathbf{n} \sim \mathcal{CN}(\mathbf{0}, \mathbf{I}_M)$ . The received analog signals in (1) are combined via an  $M \times N$  analog combiner  $\mathbf{W}_{\text{RF}}$ . The combiner  $\mathbf{W}_{\text{RF}}$  is implemented using analog phase shifters, and its elements are constrained to have the equal norm of  $1/\sqrt{M}$ . After analog combining, (1) becomes

$$\mathbf{y} = \mathbf{W}_{\text{RF}}^H \mathbf{r} = \sqrt{\rho} \mathbf{W}_{\text{RF}}^H \mathbf{H} \mathbf{s} + \mathbf{W}_{\text{RF}}^H \mathbf{n}. \quad (2)$$

Focusing on mmWave communications, the channel  $\mathbf{h}_k$  of user  $k$  is assumed to be a sum of the contributions of limited scatterers that contribute  $L_k$  propagation paths to the channel  $\mathbf{h}_k$  [30]. Therefore, the discrete-time narrowband channel of user  $k$  can be modeled as [28]

$$\mathbf{h}_k = \sqrt{\frac{M}{L_k}} \sum_{\ell=1}^{L_k} g_{k,\ell} \mathbf{a}(\phi_{k,\ell}) \quad (3)$$

where  $g_{k,\ell}$  is the complex gain of the  $\ell$ th propagation path of user  $k$ , and  $\mathbf{a}(\phi_{k,\ell})$  is the array steering vector of the BS receive antennas corresponding to the azimuth AoA of the  $\ell$ th path of the  $k$ th user  $\phi_{k,\ell}$  which satisfies  $\phi_{k,\ell} \in [-\pi/2, \pi/2]$ . We consider that  $g_{k,\ell}$  is an independent and identically distributed (IID) complex Gaussian random variable as  $g_{k,\ell} \stackrel{i.i.d.}{\sim} \mathcal{CN}(0, 1)$ . The array steering vector  $\mathbf{a}(\theta)$  for the ULA antennas of the BS is given as

$$\mathbf{a}(\theta) = \frac{1}{\sqrt{M}} \left[ 1, e^{-j\pi\theta}, e^{-j2\pi\theta}, \dots, e^{-j(M-1)\pi\theta} \right]^T$$

where  $\vartheta = \frac{2d}{\lambda} \sin(\theta)$  is the spatial angle that is related to the physical AoA  $\theta$ ,  $d$  denotes the distance between antenna elements, and  $\lambda$  represents the signal wave length. Throughout this paper, we use  $\theta$  and  $\phi$  to denote the physical angles of analog combiners and physical AoAs of a user channel, respectively. We also use  $\vartheta$  and  $\varphi$  to indicate the spatial angles for  $\theta$  and  $\phi$ , respectively. We assume that  $\vartheta$  is a constant value in the range of  $[-1, 1]$  and  $\varphi$  is a uniform random variable  $\varphi \sim \text{Unif}[-1, 1]$ . Assuming uniformly-spaced spatial angles, the matrix of array steering vectors  $\mathbf{A} = [\mathbf{a}(\theta_1), \dots, \mathbf{a}(\theta_M)]$  becomes a unitary discrete Fourier transform (DFT) matrix. Noting that the antenna space and beamspace are related through a spatial Fourier transform, we adopt the sub-matrix of the DFT matrix as the analog combiner  $\mathbf{W}_{\text{RF}} = \tilde{\mathbf{A}}$  [16], [31] to project the received signals onto the beamspace, where  $\tilde{\mathbf{A}}$  consists of  $N$  columns of  $\mathbf{A}$ . Through the projection, the BS can exploit the sparsity of the mmWave channels to capture channel gains in the reduced number of RF chains [32]. Using  $\mathbf{W}_{\text{RF}} = \tilde{\mathbf{A}}$ , we rewrite (2) as

$$\mathbf{y} = \sqrt{\rho} \tilde{\mathbf{A}}^H \mathbf{H} \mathbf{s} + \tilde{\mathbf{A}}^H \mathbf{n} = \sqrt{\rho} \mathbf{H}_b \mathbf{s} + \mathbf{v} \quad (4)$$

We denote  $\mathbf{H}_b = \tilde{\mathbf{A}}^H \mathbf{H}$ , which is the projection of the channel matrix onto the beamspace. Since  $\mathbf{A}$  is a unitary matrix, the projected noise vector  $\mathbf{v} = \tilde{\mathbf{A}}^H \mathbf{n}$  is distributed as  $\mathcal{CN}(\mathbf{0}, \mathbf{I}_N)$ .

### B. Quantization Model

In this subsection, we introduce an additive quantization noise model [33] which linearizes quantization process for analytical tractability. Such linear approximation of quantization provides reasonable accuracy in low and medium SNR ranges [5]. After processed through the RF chains, each complex sample  $y_i$  in (4) is quantized at the  $i$ th pair of ADCs, and each ADC in the pair quantizes either a real or imaginary component of  $y_i$ . The quantized signal  $\mathbf{y}_q$  is given as

$$\mathbf{y}_q = \mathcal{Q}(\text{Re}\{\mathbf{y}\}) + j\mathcal{Q}(\text{Im}\{\mathbf{y}\}) = \alpha\sqrt{\rho}\mathbf{H}_b\mathbf{s} + \alpha\mathbf{v} + \mathbf{q} \quad (5)$$

where  $\mathcal{Q}(\cdot)$  is the element-wise quantizer function. The quantization gain  $\alpha$  is defined as  $\alpha = 1 - \beta$ , and  $\beta = \mathbb{E}[|y - y_q|^2] / \mathbb{E}[|y|^2]$  is a normalized mean squared quantization error.

For a scalar MMSE quantizer of a Gaussian random variable,  $\beta$  can be approximated as  $\beta \approx \frac{\pi\sqrt{3}}{2} 2^{-2b}$  for  $b > 5$  [34] where  $b$  denotes the number of quantization bits for each real and imaginary part of  $y$ . The values of  $\beta$  for  $b \leq 5$  are shown in Table 1 in [16]. The quantization noise  $\mathbf{q}$  is additive and uncorrelated with the quantization input  $\mathbf{y}$  and follows the complex Gaussian distribution  $\mathbf{q} \sim \mathcal{CN}(\mathbf{0}, \mathbf{R}_{\text{qq}}(\mathbf{H}_b))$ . The covariance matrix of  $\mathbf{q}$  with  $\mathbf{H}_b$  is given as

$$\mathbf{R}_{\text{qq}}(\mathbf{H}_b) = \alpha(1 - \alpha) \text{diag}(\rho\mathbf{H}_b\mathbf{H}_b^H + \mathbf{I}_N). \quad (6)$$

### III. USER SCHEDULING

In this paper, we focus on employing a zero-forcing (ZF) combiner  $\mathbf{W}_{\text{zf}} = \mathbf{H}_b(\mathbf{H}_b^H \mathbf{H}_b)^{-1}$  at the BS and investigate user scheduling to derive scheduling criteria and propose an algorithm by exploiting the obtained criteria. To this end, we first consider the case where the effective CSI  $\mathbf{H}_b$  is known at the BS and then extend the problem to the case where only the partial CSI is available at the BS. Applying the ZF combiner  $\mathbf{W}_{\text{zf}}$ , the quantized signal in (5) is expressed as

$$\mathbf{y}_q^{\text{zf}} = \mathbf{W}_{\text{zf}}^H \mathbf{y}_q = \alpha \sqrt{\rho} \mathbf{W}_{\text{zf}}^H \mathbf{H}_b \mathbf{s} + \alpha \mathbf{W}_{\text{zf}}^H \mathbf{v} + \mathbf{W}_{\text{zf}}^H \mathbf{q}.$$

Nulling out the inter-user interference, the achievable rate of user  $k$  is derived as

$$r_k(\mathbf{H}_b) = \log_2 \left( 1 + \frac{\alpha^2 \rho}{\mathbf{w}_{\text{zf},k}^H \mathbf{R}_{\text{qq}}(\mathbf{H}_b) \mathbf{w}_{\text{zf},k} + \alpha^2 \|\mathbf{w}_{\text{zf},k}\|^2} \right) \quad (7)$$

Using the achievable rate with quantization error (7), we formulate a user scheduling problem:

$$\mathcal{P}1: \quad \mathcal{R}(\mathbf{H}_b(\mathcal{S}^*)) = \max_{\mathcal{S} \subset \{1, \dots, K\}: |\mathcal{S}| \leq S} \sum_{k \in \mathcal{S}} r_k(\mathbf{H}_b(\mathcal{S})) \quad (8)$$

where  $\mathcal{S}$  represents the set of scheduled users,  $\mathbf{H}_b(\mathcal{S})$  is the beamspace channel matrix of the users in  $\mathcal{S}$ , and  $\mathcal{R}(\mathbf{H}_b(\mathcal{S}))$  is the sum rate of the scheduled users in  $\mathcal{S}$ . Unlike the user scheduling without quantization, which considers the channel orthogonality ( $\mathbf{h}_{b,k} \perp \mathbf{h}_{b,k'}, k \neq k'$ ) and the large channel gains  $\|\mathbf{h}_{b,k}\|^2$ , the user scheduling with the coarse quantization needs to consider an additional condition as discussed in the following remark.

**Remark 1.** *To maximize the achievable rate (7), the aggregated beamspace channel gain at each RF chain  $\|[\mathbf{H}_b]_{i,:}\|^2$  needs to be minimized to reduce the quantization noise variance  $\mathbf{R}_{\text{qq}}$  in addition to forcing the channel orthogonality ( $\mathbf{h}_{b,k} \perp \mathbf{h}_{b,k'}, k \neq k'$ ) and maximizing the beamspace channel gain  $\|\mathbf{h}_{b,k}\|^2$ , which reduces  $\|\mathbf{w}_{\text{zf},k}\|^2$ .*

#### A. Analysis of Scheduling Criteria

In this subsection, we derive the scheduling criteria for channels in the beamspace based on the finding in Remark 1 to propose an efficient scheduling algorithm that solves the user scheduling problem  $\mathcal{P}1$  in (8). For the analysis, we consider the case where the magnitude of each user channel is given, i.e.,  $\|\mathbf{h}_{b,k}\| = \sqrt{\gamma_k}$ ,  $\forall k$  with  $\gamma_k > 0$ , to focus on key scheduling ingredients besides the channel magnitude. Given the constraint  $\|\mathbf{h}_{b,k}\| = \sqrt{\gamma_k}$ ,  $\forall k$ , we reformulate the



scheduling problem  $\mathcal{P}1$  to the problem of finding the optimal channel matrix that maximizes the uplink sum rate to characterize the optimal channel matrix that fully extracts scheduling gains.

$$\mathcal{P}2: \quad \mathcal{R}(\mathbf{H}_b^*) = \max_{\mathbf{H}_b \in \mathbb{C}^{N \times S}} \sum_{k=1}^S r_k(\mathbf{H}_b), \quad \text{s.t. } \|\mathbf{h}_{b,k}\| = \sqrt{\gamma_k} \quad \forall k. \quad (9)$$

To provide geographical interpretation for the channel matrix analysis, we adopt the virtual channel representation [28]. In the virtual channel representation, each beamspace channel  $\mathbf{h}_{b,k}$  contains  $(N - L_k)$  zeros and  $L_k$  complex gains that correspond to the complex gains of the  $L_k$  channel propagation paths. We first consider the single user scheduling ( $S = 1$ ) and derive the channel characteristics required to maximize the achievable rate for  $\mathcal{P}2$ . Then, we utilize the analysis result to derive the scheduling criteria for the multi-user scheduling case.

**Lemma 1.** *For a single user scheduling ( $S = 1$ ) in  $\mathcal{P}2$ , scheduling a user who has the following channel characteristics maximizes the uplink achievable rate:*

- (i) *the largest number of channel propagation paths and*
- (ii) *equal power spread across the beamspace complex gains.*

*Proof.* The ZF combiner for a single user becomes  $\mathbf{w}_{\text{zf}} = \mathbf{h}_b / \|\mathbf{h}_b\|^2$ . Then, (7) is given as

$$\begin{aligned} \mathcal{R}(\mathbf{h}_b) &= \log_2 \left( 1 + \frac{\alpha \rho}{(1 - \alpha) \frac{\mathbf{h}_b^H \text{diag}(\rho \mathbf{h}_b \mathbf{h}_b^H + \mathbf{I}_N) \mathbf{h}_b}{\|\mathbf{h}_b\|^2} + \frac{\alpha}{\|\mathbf{h}_b\|^2}} \right) \\ &= \log_2 \left( 1 + \frac{\alpha \rho \|\mathbf{h}_b\|^4}{\rho(1 - \alpha) \sum_{i \in \mathcal{L}} |h_{b,i}|^4 + \|\mathbf{h}_b\|^2} \right), \end{aligned} \quad (10)$$

where  $\mathcal{L}$  is the set of indices of non-zero complex gains in  $\mathbf{h}_b$  with  $|\mathcal{L}| = L$ . With the constraint of  $\|\mathbf{h}_b\| = \sqrt{\gamma}$ , the problem of maximizing  $\mathcal{R}(\mathbf{h}_b)$  in (10) reduces to

$$\min_{\mathbf{h}_b} \sum_{i \in \mathcal{L}} |h_{b,i}|^4 \quad \text{s.t. } \|\mathbf{h}_b\|^2 = \gamma. \quad (11)$$

We use Karush-Kuhn-Tucker conditions to solve the reduced problem in (11). Let  $x_i = |h_{b,i}|^2$  for  $i = 1, 2, \dots, N$ . Then, the Lagrangian of the problem is given as

$$\mathfrak{L}(\mathbf{x}, \mu) = \|\mathbf{x}\|^2 + \mu \left( \sum_{i \in \mathcal{L}} x_i - \gamma \right). \quad (12)$$

By taking a derivative of the Lagrangian (12) with respect to  $x_i$  for  $i \in \mathcal{L}$  and setting it to zero, we obtain  $x_i = -\mu/2$ . Putting this to the constraint  $\sum_{i \in \mathcal{L}} x_i = \gamma$ , we have  $\mu = -2\gamma/L$ . Finally, this leads to the following solution:

$$x_i = \gamma/L, \quad i \in \mathcal{L}. \quad (13)$$

Under the virtual channel representation,  $x_i$  indicates the power of the beamspace complex gains and  $L$  is the number of propagation paths. Accordingly, the physical meaning of (13) is that the achievable rate for the single user case with the given channel power  $\|\mathbf{h}_b\|^2 = \gamma$  can be maximized when the channel power  $\gamma$  is evenly spread to the  $L$  beamspace complex gains.

By applying the solution  $|h_{b,i}^*|^2 = \gamma/L$  (13) for  $i \in \mathcal{L}$ , the achievable rate in (10) becomes

$$\mathcal{R}(\mathbf{h}_b^*) = \log_2 \left( 1 + \frac{\alpha\rho}{\rho(1-\alpha)/L + 1/\gamma} \right). \quad (14)$$

The quantization noise variance term in (14) decreases as  $L$  increases. Therefore, the achievable rate  $\mathcal{R}(\mathbf{h}_b^*)$  can be further maximized if the scheduled user channel  $\mathbf{h}_b^*$  has the largest number of propagation paths with equal power distribution across the beamspace complex gains. ■

Unlike the conventional understanding that scheduling a user with the largest channel gain achieves the maximum achievable rate for the single user communication in the noise limited environment, Lemma 1 shows that the achievable rate is related not only to the channel magnitude  $\|\mathbf{h}_b\|$  but also to the channel structure in the beamspace for the single user scheduling when received signals are coarsely quantized. We further show that if the number of propagation paths  $L$  is limited, the maximum achievable rate for the single user case converges to a finite value as the channel magnitude increases.

**Corollary 1.** *With the finite number of channel propagation paths  $L$ , the maximum achievable rate with single user scheduling converges to*

$$\mathcal{R}(\mathbf{h}_b^*) \rightarrow \log_2(1 + \alpha L / (1 - \alpha)), \quad \text{as } \|\mathbf{h}_b\| \rightarrow \infty. \quad (15)$$

*Proof.* The maximum achievable rate of the single user scheduling with the given  $L$  and  $\|\mathbf{h}_b\|^2 = \gamma$  is derived in (14). Then, (14) converges to (15) as increasing the channel gain ( $\gamma \rightarrow \infty$ ). ■

Corollary 1 shows that the quantization error ( $\alpha < 1$ ) limits the achievable rate to remain finite because the quantization noise variance also increases with the increase of the channel magnitude. Accordingly, as the SNR increases, mitigation of the quantization error becomes a more critical problem that needs to be considered in user scheduling.

Based on the analysis in the single user scheduling, we further investigate the multi-user scheduling case. We consider the case where  $\sum_{k=1}^S L_{\mathcal{S}(k)} \leq N$ . Here,  $\mathcal{S}(k)$  indicates the  $k$ th scheduled user. This condition is relevant to mmWave channels where the number of channel propagation paths  $L_k$  is presumably very small [35]. Under the assumption, we solve the problem

$\mathcal{P}2$  to characterize the channel properties that maximize the scheduling gain. Theorem 1 shows the structural scheduling criteria of channels to maximize the sum rate in  $\mathcal{P}2$  in (9).

**Theorem 1.** *For the case where  $\sum_{k=1}^S L_{\mathcal{S}(k)} \leq N$ , scheduling a set of users  $\mathcal{S}$  that satisfies the following channel characteristics maximizes the uplink sum rate in  $\mathcal{P}2$ .*

(i) *Unique AoAs at the receiver for the channel propagation paths of each scheduled user:*

$$\mathcal{L}_{\mathcal{S}(k)} \cap \mathcal{L}_{\mathcal{S}(k')} = \emptyset \text{ if } k \neq k', \quad (16)$$

where  $\mathcal{L}_{\mathcal{S}(k)}$  represents the set of indices of non-zero complex gains in  $\mathbf{h}_{b,\mathcal{S}(k)}$ .

(ii) *Equal power spread across the beamspace complex gains within each user channel:*

$$|h_{b,i,\mathcal{S}(k)}| = \sqrt{\gamma_{\mathcal{S}(k)}/L_{\mathcal{S}(k)}} \text{ for } i \in \mathcal{L}_{\mathcal{S}(k)}. \quad (17)$$

*Proof.* We take a two-stage maximization approach and show the sufficient conditions for maximizing the sum rate in  $\mathcal{P}2$  with the constraint of  $\sum_{k=1}^S L_{\mathcal{S}(k)} \leq N$ . We rewrite (7) as

$$r_k(\mathbf{H}_b) = \log_2 \left( 1 + \frac{\alpha \rho}{\rho(1-\alpha) \mathbf{w}_{zf,k}^H \text{diag}(\mathbf{H}_b \mathbf{H}_b^H) \mathbf{w}_{zf,k} + \|\mathbf{w}_{zf,k}\|^2} \right). \quad (18)$$

In the first stage, we focus on minimizing  $\|\mathbf{w}_{zf,k}\|^2$  in (18). When user channels are orthogonal,  $\mathbf{h}_{b,k} \perp \mathbf{h}_{b,k'}$  for  $k \neq k'$ , we have  $\mathbf{w}_{zf,k} = \mathbf{h}_{b,k}/\|\mathbf{h}_{b,k}\|^2$ . Since  $\mathbf{w}_{zf,k}$  with minimum norm is known as  $\mathbf{w}_{zf,k} = \mathbf{h}_{b,k}/\|\mathbf{h}_{b,k}\|^2$ ,  $\|\mathbf{w}_{zf,k}\|^2$  can be minimized with the orthogonality condition.

In the second stage, we minimize the conditional achievable rate of (18) by imposing the orthogonality condition from the first stage as follows:

$$r_k(\mathbf{H}_b | \mathbf{h}_{b,k} \perp \mathbf{h}_{b,k'}) \stackrel{(a)}{=} \log_2 \left( 1 + \frac{\alpha \rho \|\mathbf{h}_{b,k}\|^4}{\rho(1-\alpha) \mathbf{h}_{b,k}^H \text{diag}(\mathbf{H}_b \mathbf{H}_b^H) \mathbf{h}_{b,k} + \|\mathbf{h}_{b,k}\|^2} \right) \quad (19)$$

$$= \log_2 \left( 1 + \frac{\alpha \rho \gamma^2}{\rho(1-\alpha) \sum_{i \in \mathcal{L}_k} |h_{b,i,k}|^2 \left( |h_{b,i,k}|^2 + \sum_{u \neq k} |h_{b,i,u}|^2 \right) + \gamma_k} \right) \quad (20)$$

$$\stackrel{(b)}{\leq} \log_2 \left( 1 + \frac{\alpha \rho \gamma^2}{\rho(1-\alpha) \sum_{i \in \mathcal{L}_k} |h_{b,i,k}|^4 + \gamma_k} \right) \quad (20)$$

$$\stackrel{(c)}{\leq} \log_2 \left( 1 + \frac{\alpha \rho}{\rho(1-\alpha)/L_k + 1/\gamma_k} \right). \quad (21)$$

The equality (a) is from the fact that the channel orthogonality condition leads to  $\mathbf{w}_{zf,k} = \mathbf{h}_{b,k}/\|\mathbf{h}_{b,k}\|^2$ . The equality in (b) holds if and only if  $|h_{b,i,u}| = 0, \forall u \neq k$  and  $i \in \mathcal{L}_k$ . This

implies that each user needs to have channel propagation paths with unique AoAs to maximize the achievable rate. Note that (20) is equivalent to the achievable rate of the single user scheduling in (10) due to the channel orthogonality and unique AoA conditions. Consequently, applying Lemma 1, we have the inequality (c) which comes from the fact that (20) is maximized when  $|h_{b,i,k}| = \sqrt{\gamma_k/L_k}$  for  $i \in \mathcal{L}_k$ , i.e., channel power is spread evenly across the beamspace complex gains within each user channel. The upper bound in (21) is equivalent to the maximum achievable rate for the single user case in (14). Therefore, (21) is also the maximum achievable rate of each user for the problem  $\mathcal{P}2$ , which also maximizes the sum rate in  $\mathcal{P}2$ .

Throughout the proof, we have shown that the derived conditions: the orthogonality, the unique AoA, and the equal power spread conditions are sufficient to maximize the sum rate in  $\mathcal{P}2$  with the constraint of  $\sum_{k=1}^S L_{\mathcal{S}(k)} \leq N$ . Since, the unique AoA condition includes the orthogonality condition from the first stage, only the unique AoA and equal power spread conditions are required to be satisfied by the beamspace channel matrix  $\mathbf{H}_b$  for maximizing the uplink sum rate with  $\sum_{k=1}^S L_{\mathcal{S}(k)} \leq N$ . This completes the proof. ■

Note that the first condition in (16) forces the beamspace channel orthogonality and further minimizes the aggregated channel gain at each RF chain by avoiding overlap between channel gains in the same AoA, which reduces the quantization noise variance as discussed in Remark 1. The second condition also minimizes the aggregated channel gain by evenly spreading the channel power across the beamspace gains, and thus, reduces the quantization error. Consequently, Theorem 1 emphasizes the importance of the channel structure in maximizing the sum rate under coarse quantization, while conventional user scheduling approaches ignore such criteria as perfect quantization is considered. Therefore, a decent quantization-aware scheduling algorithm needs to be developed for properly extracting scheduling gains in low resolution ADC systems.

### *B. Proposed Algorithm*

In this subsection, we propose a user scheduling algorithm with low complexity by using the derived scheduling criteria in Theorem 1. At each iteration, the proposed algorithm schedules a user and reduces the size of a user candidate set  $\mathcal{K}$  through filtering with orthogonality conditions. To properly extract user diversity in scheduling, we filter the user set  $\mathcal{K}$  by enforcing semi-orthogonality between scheduled user channels, not perfect orthogonality. In addition to the scheduling criteria in Theorem 1, we also apply the orthogonality condition in (19) for the filtering to provide higher precision in the semi-orthogonality.

Algorithm 1 describes the proposed scheduling method, called channel structure-based scheduling (CSS). After each user selection, the proposed algorithm filters the user candidate set  $\mathcal{K}$  by leveraging the channel orthogonality condition in (19) to enforce semi-orthogonality among scheduled users as in [19] by utilizing

$$\mathbf{f}_{\mathcal{S}(i)} = \mathbf{h}_{\mathbf{b},\mathcal{S}(i)} - \sum_{j=1}^{i-1} \frac{\mathbf{f}_{\mathcal{S}(j)}^H \mathbf{h}_{\mathbf{b},\mathcal{S}(i)}}{\|\mathbf{f}_{\mathcal{S}(j)}\|^2} \mathbf{f}_{\mathcal{S}(j)} = \left( \mathbf{I} - \sum_{j=1}^{i-1} \frac{\mathbf{f}_{\mathcal{S}(j)} \mathbf{f}_{\mathcal{S}(j)}^H}{\|\mathbf{f}_{\mathcal{S}(j)}\|^2} \right) \mathbf{h}_{\mathbf{b},\mathcal{S}(i)}$$

where  $\mathbf{f}_{\mathcal{S}(i)}$  is the component of  $\mathbf{h}_{\mathbf{b},\mathcal{S}(i)}$  that is orthogonal to subspace  $\text{span}\{\mathbf{f}_{\mathcal{S}(1)}, \dots, \mathbf{f}_{\mathcal{S}(i-1)}\}$ . Unlike the algorithm in [19] which computes the orthogonal component  $\mathbf{f}_k$  for the entire users in the candidate set, the proposed CSS algorithm calculates  $\mathbf{f}_{\mathcal{S}(i)}$  only for the currently scheduled user  $\mathcal{S}(i)$ . The algorithm also enforces additional spatial orthogonality in the beamspace to the filtered set as in [27] by modifying the unique AoA condition in (16). There exist phase offsets that lead to more than  $L_k$  dominant channel gains in  $\mathbf{h}_{\mathbf{b},k}$  due to the quantized angles of the analog combiner. Consequently, the algorithm stores  $N_b \geq L_k$  indices of dominant spatial angles in  $\mathcal{B}_k$  and filters the user set  $\mathcal{K}$  by removing users whose angle indices in  $\mathcal{B}_k$  show more than  $N_{\text{OL}}$  overlaps with those of the scheduled user in  $\mathcal{B}_{\mathcal{S}(i)}$ . The semi-orthogonality filtering becomes

$$\mathcal{K}_{i+1} = \left\{ k \in \mathcal{K}_i \setminus \{\mathcal{S}(i)\} \mid \frac{|\mathbf{f}_{\mathcal{S}(i)}^H \mathbf{h}_{\mathbf{b},k}|}{\|\mathbf{f}_{\mathcal{S}(i)}\| \|\mathbf{h}_{\mathbf{b},k}\|} < \epsilon, |\mathcal{B}_{\mathcal{S}(i)} \cap \mathcal{B}_k| \leq N_{\text{OL}} \right\}.$$

These filtering operations not only reduce the size of the user set  $\mathcal{K}$ , but also offer semi-orthogonality between the scheduled users in  $\mathcal{S}$  and the candidate users in  $\mathcal{K}$ . As a result, the filtering leads the ZF combiner to be approximated as  $\mathbf{w}_{\text{zf},k} \approx \mathbf{h}_{\mathbf{b},k} / \|\mathbf{h}_{\mathbf{b},k}\|^2$  for a user  $k \in \mathcal{K}$ . Utilizing the approximation  $\mathbf{w}_{\text{zf},k} \approx \mathbf{h}_{\mathbf{b},k} / \|\mathbf{h}_{\mathbf{b},k}\|^2$ , the SINR of user  $k \in \mathcal{K}$  with previously scheduled users in  $\mathcal{S}$  can be approximated as

$$\text{SINR}_k(\mathbf{H}_{\mathbf{b}}(\mathcal{S} \cup \{k\})) \approx \frac{\alpha \rho \|\mathbf{h}_{\mathbf{b},k}\|^4}{(1 - \alpha) \mathbf{h}_{\mathbf{b},k}^H \mathbf{D}(\mathbf{H}_{\mathbf{b}}(\mathcal{S} \cup \{k\})) \mathbf{h}_{\mathbf{b},k}} \quad (24)$$

where  $\mathbf{D}(\mathbf{H}_{\mathbf{b}}(\mathcal{S} \cup \{k\})) = \text{diag}(\rho \mathbf{H}_{\mathbf{b}}(\mathcal{S} \cup \{k\}) \mathbf{H}_{\mathbf{b}}(\mathcal{S} \cup \{k\})^H + \frac{1}{1-\alpha} \mathbf{I}_N)$ . For a scheduling measure, the proposed algorithm adopts the approximated SINR (24) to incorporate the scheduling criteria in Theorem 1 with the channel magnitude and orthogonality. At each iteration, the algorithm schedules the user who has the largest SINR among the users in  $\mathcal{K}$  as shown in (22). Using the approximated SINR (24) for the selection measure greatly reduces the computational complexity by avoiding the matrix inversion for computing the ZF combiner  $\mathbf{W}_{\text{zf}}$ .

To provide a reference in sum rate performance, we also propose a greedy algorithm which schedules the user who achieves the highest sum rate at each iteration as shown in Algorithm 2.

---

**Algorithm 1:** Channel Structure-based Scheduling (CSS)
 

---

1 **Initialization:**  $\mathcal{K}_1 = \{1, \dots, K\}$ ,  $\mathcal{S} = \phi$ , and  $i = 1$ .

2 **for**  $k = 1:K$  **do**

3     BS stores  $N_b \geq L_k$  indices of dominant spatial angles of  $\mathbf{h}_{b,k}$  in  $\mathcal{B}_k$ .

4 **Iteration:** **while**  $i \leq S$  and  $\mathcal{K}_i \neq \emptyset$  **do**

5     **for**  $k \in \mathcal{K}_i$  **do**

6         Compute SINR (24) of each user  $k \in \mathcal{K}_i$  as

$$\text{SINR}_k(\mathbf{H}_b(\mathcal{S} \cup \{k\})) = \frac{\alpha \rho \|\mathbf{h}_{b,k}\|^4}{(1 - \alpha) \mathbf{h}_{b,k}^H \mathbf{D}(\mathbf{H}_b(\mathcal{S} \cup \{k\})) \mathbf{h}_{b,k}}$$

7     BS schedules user who has the largest SINR as

$$\mathcal{S}(i) = \underset{k \in \mathcal{K}_i}{\text{argmax}} \text{SINR}_k(\mathbf{H}_b(\mathcal{S} \cup \{k\})) \quad (22)$$

and updates  $\mathcal{S} = \mathcal{S} \cup \{\mathcal{S}(i)\}$ . Then, compute orthogonal component for filtering as

$$\mathbf{f}_{\mathcal{S}(i)} = \left( \mathbf{I} - \sum_{j=1}^{i-1} \frac{\mathbf{f}_{\mathcal{S}(j)} \mathbf{f}_{\mathcal{S}(j)}^H}{\|\mathbf{f}_{\mathcal{S}(j)}\|^2} \right) \mathbf{h}_{b,\mathcal{S}(i)}$$

8     To impose semi-orthogonality among scheduled users, BS updates candidate set  $\mathcal{K}$  as

$$\mathcal{K}_{i+1} = \left\{ k \in \mathcal{K}_i \setminus \{\mathcal{S}(i)\} \mid \frac{|\mathbf{f}_{\mathcal{S}(i)}^H \mathbf{h}_{b,k}|}{\|\mathbf{f}_{\mathcal{S}(i)}\| \|\mathbf{h}_{b,k}\|} < \epsilon_{th}, |\mathcal{B}_{\mathcal{S}(i)} \cap \mathcal{B}_k| \leq N_{OL} \right\} \quad (23)$$

Set  $i = i + 1$ ;

9 **return** Scheduled user set  $\mathcal{S}$ ;

---

Although the greedy algorithm offers sub-optimal performance, it requires high computational complexity. At each iteration, the greedy algorithm computes sum rate as a selection measure by using (7). Accordingly, the algorithm computes the exact SINR with the ZF combiner for scheduled users in  $\mathcal{S}_G$  and a candidate user  $k$ ,  $\forall k \in \mathcal{K}_{G,i}$ . Thus, the algorithm carries the huge burden of computing a matrix inversion  $|\mathcal{K}_{G,i}|$  times at each selection. At the  $i$ th stage, the greedy algorithm computes the achievable rate in (7)  $|\mathcal{K}_{G,i}| \times i$  times and compares the derived  $|\mathcal{K}_{G,i}|$  sum rates, whereas the CSS algorithm only computes the approximated SINR in (24)  $|\mathcal{K}_i|$  times and compares  $|\mathcal{K}_i|$  SINRs. Moreover, unlike the greedy algorithm, the CSS algorithm reduces the size of the user set  $\mathcal{K}_i$  by enforcing the semi-orthogonality conditions in (23) at each

---

**Algorithm 2:** Greedy Max-Sum Rate Scheduling
 

---

1 **Initialization:**  $\mathcal{K}_{G,1} = \{1, \dots, K\}$ ,  $\mathcal{S}_G = \emptyset$ , and  $i = 1$ .

2 **Iteration:** **while**  $i \leq S_G$  **do**

3     **for**  $k \in \mathcal{K}_{G,i}$  **do**

4         Compute sum rate using  $r_j$  in (7) for scheduled users and each user  $k \in \mathcal{K}_{G,i}$  as

$$\mathcal{R}_k = \sum_{j \in \mathcal{S}_G \cup \{k\}} r_j(\mathbf{H}_b(\mathcal{S}_G \cup \{k\})) \quad (25)$$

5         BS schedules user who maximizes sum rate as  $\mathcal{S}_G(i) = \operatorname{argmax}_{k \in \mathcal{K}_{G,i}} \mathcal{R}_k$

$$\mathcal{S}_G(i) = \operatorname{argmax}_{k \in \mathcal{K}_{G,i}} \mathcal{R}_k \quad (26)$$

           and updates  $\mathcal{K}_{G,i+1} = \mathcal{K}_{G,i} \setminus \{\mathcal{S}_G(i)\}$ ,  $\mathcal{S}_G = \mathcal{S}_G \cup \{\mathcal{S}_G(i)\}$ , and  $i = i + 1$ ;

6 **return** Scheduled user set  $\mathcal{S}_G$ ;

---

iteration. This reduction leads to  $|\mathcal{K}_i| \ll |\mathcal{K}_{G,i}|$ , and the gap,  $|\mathcal{K}_{G,i}| - |\mathcal{K}_i|$ , will become larger with iteration; the CSS algorithm becomes more computationally efficient than the greedy algorithm in two cases: the total number of candidate users  $K$  is large or more users are scheduled.

#### IV. USER SCHEDULING WITH PARTIAL CHANNEL INFORMATION

In this section, we propose a user scheduling algorithm when only partial CSI is known at the BS since it can be inherently challenging to obtain reliable instantaneous CSI estimates for entire users in the cell as the number of antennas or users becomes large. A reasonable alternative is to use slowly-varying channel characteristics, in particular, AoAs of mmWave channels [29]; AoAs persist over longer than the coherence time of mmWave channels, and mmWave channels have a limited number of AoAs. In this regard, by using the AoA knowledge, the proposed algorithm can greatly reduce the burden of estimating instantaneous full CSI at each channel coherence time. After scheduling, we assume that the BS acquires the effective CSI of the scheduled users for decoding. We further analyze the performance of the algorithm by deriving ergodic rates.

##### A. Proposed Algorithm

According to (3), the channel  $\mathbf{h}_k$  lies in the subspace spanned by its array response vectors, i.e.,  $\mathbf{h}_k \in \operatorname{span}\{\mathbf{a}(\phi_{k,1}), \dots, \mathbf{a}(\phi_{k,L_k})\}$ . To measure the separation between the subspaces, we

adopt chordal distance which measures the angle between the subspaces. In the initialization phase, the algorithm removes users whose AoAs are not in the range of angles of RF chains (reduced range of angles) <sup>1</sup> from the initial candidate user set  $\mathcal{K}_{\text{cd},1}$ . In the scheduling phase, a first user is scheduled by randomly selecting a user among the set of users with the most AoAs in the reduced range of angles. To schedule the next user, the algorithm updates the candidate user set  $\mathcal{K}_{\text{cd},i}$  by filtering users whose chordal distance is shorter than the threshold  $d_{\text{th}}$  to impose semi-orthogonality among scheduled users. Due to the filtering, the remaining users in  $\mathcal{K}_{\text{cd},i+1}$  are guaranteed to have a certain level of orthogonality with the scheduled users  $\mathcal{S}(j)$  for  $j = 1, 2, \dots, i - 1$ . Then, the algorithm schedules the user with the longest chordal distance among the remaining users with the most AoAs in the reduced range of angles as

$$\mathcal{S}_{\text{cd}}(i) = \underset{k \in \mathcal{U}}{\operatorname{argmax}} d_{\text{cd}}(\mathcal{S}_{\text{cd}}(i-1), k) \quad (27)$$

where  $\mathcal{U}$  is the set of users with most AoAs in the filtered set  $\mathcal{K}_{\text{cd},i+1}$ .

To this end, we generate the matrix of array response vectors for each user by exploiting the AoA knowledge as  $\mathbf{A}_k = [\mathbf{a}(\phi_{k,\mathcal{V}_k(1)}), \dots, \mathbf{a}(\phi_{k,\mathcal{V}_k(V_k)})]$  where  $\mathcal{V}_k$  is the set of AoAs indices within the reduced range of angles for user  $k$  and  $V_k = |\mathcal{V}_k|$ . Let  $\mathcal{A}_k = \operatorname{span}\{\mathbf{A}_k\}$  is the subspace for user  $k$ . The chordal distance between the two subspaces  $(\mathcal{A}_k, \mathcal{A}_{k'})$  is defined as  $d_{\text{cd}}(k, k') = \sqrt{\sum_{\ell=1}^{L_{\min}} \sin^2 \theta_{\ell}}$  where  $L_{\min} = \min\{L_k, L_{k'}\}$  and  $\theta_{\ell} \leq \pi/2$  is the principal angle between  $\mathcal{A}_k$  and  $\mathcal{A}_{k'}$ . Let  $\mathbf{Q}_k$  be the unitary matrix whose columns are orthonormal basis vectors of  $\mathcal{A}_k$ . Then, we rewrite  $d_{\text{cd}}(k, k')$  as

$$d_{\text{cd}}(k, k') = \sqrt{L_{\min} - \operatorname{tr}(\mathbf{Q}_k^H \mathbf{Q}_{k'} \mathbf{Q}_{k'}^H \mathbf{Q}_k)}.$$

The proposed chordal distance-based user scheduling algorithm is described in Algorithm 3.

Let  $\tilde{\mathbf{h}}_k = \sqrt{\frac{M}{L_k}} \sum_{i \in \mathcal{V}_k} g_{k,i} \mathbf{a}(\phi_{k,i})$  be the channel vector produced by using the AoAs within the reduced range of angles for user  $k$ . Then, the algorithm provides an opportunity to schedule users with nearly  $\tilde{\mathbf{h}}_k \perp \tilde{\mathbf{h}}_{k'}$  while the effective channel that the BS sees is the beamspace channel  $\mathbf{h}_{\text{b},k}$  which is the product of  $\mathbf{W}_{\text{RF}}$  and the actual channel  $\mathbf{h}_k$ . Since the AoAs  $\phi_{k,i}$ ,  $i \in \mathcal{V}_k$  are

<sup>1</sup>The range of angles of RF chains indicates the set of angles corresponding to  $\bigcup_i \{\vartheta : |\vartheta - \vartheta_i| < \frac{1}{M}\}$ , i.e., the AoAs in the reduced range of angles are  $\varphi_{k,\ell} \in \bigcup_i \{\vartheta : |\vartheta - \vartheta_i| < \frac{1}{M}\}$ .



---

**Algorithm 3:** Chordal Distance-based User Scheduling
 

---

1 **Initialization:**  $\mathcal{K}_{\text{cd},1} = \{1, \dots, K\}$ ,  $\mathcal{S}_{\text{cd}} = \phi$ , and  $i = 1$

2 **for**  $k = 1:K$  **do**

3     Let  $\mathcal{V}_k$  be set of AoA indices that fall into range of angles of RF chains for user  $k$ .

4     If  $\mathcal{V}_k = \emptyset$ , do  $\mathcal{K}_{\text{cd},1} = \mathcal{K}_{\text{cd},1} \setminus \{k\}$ , otherwise, set  $\mathbf{A}_k = [\mathbf{a}(\phi_k, \mathcal{V}_k(1)), \dots, \mathbf{a}(\phi_k, \mathcal{V}_k(V_k))]$ .

5     Generate unitary matrix  $\mathbf{Q}_k =$  column basis of  $\mathbf{A}_k$ .

6 **Iteration: while**  $i \leq S_{\text{cd}}$  **and**  $\mathcal{K}_{\text{cd},i} \neq \emptyset$  **do**

7     **if**  $i = 1$  **then**

8         Randomly schedule first user  $\mathcal{S}_{\text{cd}}(1) \in \mathcal{K}_{\text{cd},1}$  among users with largest  $|\mathcal{V}_k|$ .

9         Update candidate user set  $\mathcal{K}_{\text{cd},2} = \mathcal{K}_{\text{cd},1} \setminus \mathcal{S}_{\text{cd}}(1)$  and  $\mathcal{S}_{\text{cd}} = \mathcal{S}_{\text{cd}} \cup \{\mathcal{S}_{\text{cd}}(1)\}$ .

10     **else**

11         **for**  $k \in \mathcal{K}_{\text{cd},i}$  **do**

12             Let  $L_{\min} = \min\{L_{\mathcal{S}_{\text{cd}}(i-1)}, L_k\}$ , and compute chordal distance as

$$d_{\text{cd}}(\mathcal{S}_{\text{cd}}(i-1), k) = \sqrt{L_{\min} - \text{tr}\left(\mathbf{Q}_{\mathcal{S}_{\text{cd}}(i-1)}^H \mathbf{Q}_k \mathbf{Q}_k^H \mathbf{Q}_{\mathcal{S}_{\text{cd}}(i-1)}\right)} \quad (28)$$

13             Filter candidate user set based on chordal distance computed in (28)

$$\mathcal{K}_{\text{cd},i+1} = \left\{ k \in \mathcal{K}_{\text{cd},i} \mid \frac{d_{\text{cd}}(\mathcal{S}_{\text{cd}}(i-1), k)}{\sqrt{L_{\min}}} > d_{\text{th}} \right\} \quad (29)$$

              Let  $\mathcal{U}$  be set of users with largest  $|\mathcal{V}_k|$ ,  $\forall k \in \mathcal{K}_{\text{cd},i+1}$ . Schedule user in  $\mathcal{U}$  as

$$\mathcal{S}_{\text{cd}}(i) = \underset{k \in \mathcal{U}}{\text{argmax}} d_{\text{cd}}(\mathcal{S}_{\text{cd}}(i-1), k) \quad (30)$$

              Then, update  $\mathcal{K}_{\text{cd},i+1} = \mathcal{K}_{\text{cd},i+1} \setminus \{\mathcal{S}_{\text{cd}}(i)\}$  and  $\mathcal{S}_{\text{cd}} = \mathcal{S}_{\text{cd}} \cup \{\mathcal{S}_{\text{cd}}(i)\}$ .

14      $i = i + 1$ ;

15 **return** Scheduled user set  $\mathcal{S}_{\text{cd}}$ ;

---

in the range of angles of RF chains,  $\tilde{\mathbf{h}}_k$  can be regarded to be in the subspace of  $\mathbf{W}_{\text{RF}}$ , i.e., almost  $\tilde{\mathbf{h}}_k \in \text{span}\{\mathbf{W}_{\text{RF}}\}^2$ . Accordingly, using  $\mathbf{W}_{\text{RF}}^H \mathbf{W}_{\text{RF}} = \mathbf{I}_N$ , we can rewrite  $\tilde{\mathbf{h}}_k$  as

$$\tilde{\mathbf{h}}_k \approx \mathbf{W}_{\text{RF}} (\mathbf{W}_{\text{RF}}^H \mathbf{W}_{\text{RF}})^{-1} \mathbf{W}_{\text{RF}}^H \tilde{\mathbf{h}}_k = \mathbf{W}_{\text{RF}} \mathbf{W}_{\text{RF}}^H \tilde{\mathbf{h}}_k \quad (31)$$

<sup>2</sup>If the AoAs of  $\tilde{\mathbf{h}}_k$  exactly align with the quantized angles of the analog combiner,  $\tilde{\mathbf{h}}_k$  perfectly lies in the subspace of  $\mathbf{W}_{\text{RF}}$ .

In addition, we have  $\mathbf{h}_{b,k} = \mathbf{W}_{\text{RF}}^H \mathbf{h}_k \approx \mathbf{W}_{\text{RF}}^H \tilde{\mathbf{h}}_k$  as the impact of  $\mathbf{a}(\phi_{k,j})$ ,  $\forall j \notin \mathcal{V}_k$  on the beam domain channel  $\mathbf{h}_{b,k}$  is relatively small compared to that of  $\mathbf{a}(\phi_{k,i})$ ,  $\forall i \in \mathcal{V}_k$  after analog combining. In this regard, as the algorithm gives  $\tilde{\mathbf{h}}_k \perp \tilde{\mathbf{h}}_{k'}$ , we can nearly have  $\mathbf{h}_{b,k} \perp \mathbf{h}_{b,k'}$  by

$$\begin{aligned} \epsilon &= \tilde{\mathbf{h}}_k^H \tilde{\mathbf{h}}_{k'} \stackrel{(a)}{\approx} \tilde{\mathbf{h}}_k^H \mathbf{W}_{\text{RF}} \mathbf{W}_{\text{RF}}^H \mathbf{W}_{\text{RF}} \mathbf{W}_{\text{RF}}^H \tilde{\mathbf{h}}_{k'} \\ &= \tilde{\mathbf{h}}_k^H \mathbf{W}_{\text{RF}} \mathbf{W}_{\text{RF}}^H \tilde{\mathbf{h}}_{k'} \\ &\stackrel{(b)}{\approx} \mathbf{h}_{b,k}^H \mathbf{h}_{b,k'} \end{aligned}$$

where (a) is from (31) and (b) is from  $\mathbf{h}_{b,k} \approx \mathbf{W}_{\text{RF}}^H \tilde{\mathbf{h}}_k$ . Thus, the proposed algorithm guarantees a certain level of orthogonality between the beamspace channels of the scheduled users.

### B. Ergodic Rate Analysis

We now analyze the performance of the chordal distance-based scheduling algorithm in ergodic rate. In the analysis, we focus on the case where each channel has a single channel propagation path, which corresponds to the sparse nature of mmWave channels [26], [36], and the number of RF chains are equal to the number of antennas  $N = M$ . For  $L = 1$ , the proposed algorithm can be simplified as shown in the following remark:

**Remark 2.** *When there is a single path for each user channel, the filtering in (29) reduces to  $\mathcal{K}_{\text{cd},i+1} = \{k \in \mathcal{K}_{\text{cd},i} \mid |\mathbf{a}^H(\phi_{S(i-1)})\mathbf{a}(\phi_k)| < \epsilon_{\text{th}}\}$  where  $\epsilon_{\text{th}} \ll 1$ , and the scheduling problem in (30) becomes  $\mathcal{S}_{\text{cd}}(i) = \operatorname{argmin}_{k \in \mathcal{K}_{\text{cd},i+1}} |\mathbf{a}^H(\phi_{S(i-1)})\mathbf{a}(\phi_k)|$ .*

Based on Remark 2, we derive closed-form expressions of the ergodic sum rate for two different cases: (1) AoAs of channels exactly align with the quantized angles of the analog combiner, and (2) channels have arbitrary AoAs regardless of the quantized angles of the analog combiner. When AoAs exactly align with the quantized angles of the analog combiner, there is no channel leakage in the beamspace. Consequently, the first case is often considered as a more favorable channel condition since it improves communication performance; channel estimation techniques that exploit the sparsity of channels [18] can be more accurate, and the achievable rate in hybrid MIMO systems [32], [37] can increase as the analog combiner captures most of the channel gains. The derived ergodic rate for the first case is shown in Proposition 1.

**Proposition 1.** *When AoAs of channels exactly align with the quantized angles of the analog combiner with a single propagation path, the ergodic sum rate for  $|\mathcal{S}_{\text{cd}}| = S$  scheduled users with the proposed chordal distance-based scheduling algorithm is derived as*

$$\bar{\mathcal{R}}_1 = \frac{S}{\ln 2} \left( e^{\frac{1}{\rho M}} \Gamma \left( 0, \frac{1}{\rho M} \right) - e^{\frac{1}{\rho(1-\alpha)M}} \Gamma \left( 0, \frac{1}{\rho(1-\alpha)M} \right) \right) \quad (32)$$

where  $\Gamma(a, z)$  is an incomplete gamma function defined as  $\Gamma(a, z) = \int_z^\infty t^{a-1} e^{-t} dt$ .

*Proof.* See Appendix A. ■

We note that the first term in (32) is not a function of the quantization gain, and the only second term includes the quantization gain. Accordingly, the derived ergodic rate (32) can be considered as the sum of the ergodic rate with perfect quantization and rate loss due to coarse quantization.

**Corollary 2.** *The derived ergodic rate (32) can be expressed as the sum of the ergodic rate without quantization error  $\bar{\mathcal{R}}_{\text{inf}}$  and the ergodic rate loss due to quantization error  $\bar{\mathcal{R}}_{\text{loss}}(\alpha)$*

$$\bar{\mathcal{R}}_1 = \bar{\mathcal{R}}_{\text{inf}} + \bar{\mathcal{R}}_{\text{loss}}(\alpha) \quad (33)$$

where  $\bar{\mathcal{R}}_{\text{inf}} = \frac{S}{\ln 2} e^{\frac{1}{\rho M}} \Gamma(0, \frac{1}{\rho M})$  and  $\bar{\mathcal{R}}_{\text{loss}}(\alpha) = \frac{S}{\ln 2} e^{\frac{1}{\rho(1-\alpha)M}} \Gamma(0, \frac{1}{\rho(1-\alpha)M})$ .

*Proof.* We can remove the quantization error term in (38) by having  $\alpha = 1$ . Then, we have

$$\mathbb{E} \left[ \log_2 \left( 1 + \rho \|\mathbf{h}_{\text{b},k}\|^2 \right) \right] = \frac{1}{\ln 2} e^{\frac{1}{\rho M}} \Gamma \left( 0, \frac{1}{\rho M} \right) \quad (34)$$

as  $\frac{1}{M} \|\mathbf{h}_{\text{b},k}\|^2 = |g_k|^2 \sim \text{Exp}(1)$ , and the ergodic sum rate becomes  $\bar{\mathcal{R}}_{\text{inf}} = \frac{S}{\ln 2} e^{\frac{1}{\rho M}} \Gamma(0, \frac{1}{\rho M})$ . ■

Note that as the number of quantization bits decreases to zero,  $\bar{\mathcal{R}}_{\text{loss}}(\alpha)$  increases to  $\bar{\mathcal{R}}_{\text{inf}}$ , which leads  $\bar{\mathcal{R}}_1 \rightarrow 0$ . On the other hand, as the number of quantization bits increases to infinity,  $\bar{\mathcal{R}}_{\text{loss}}(\alpha)$  decreases to zero, which leads  $\bar{\mathcal{R}}_1 \rightarrow \bar{\mathcal{R}}_{\text{inf}}$ . This complies with intuition.

Now, we focus on the second case where channels have arbitrary AoAs, which leads to the channel leakage effect in the beam domain due to phase offsets. The channel leakage is often considered to be unfavorable in communication systems as it deteriorates channel estimation accuracy and prevents hybrid MIMO systems from conserving full channel gains in the small number of RF chains. In Section V-B, however, we show that such channel leakage effect can achieve the higher ergodic rate than the channel without leakage under the coarse quantization system. The derived ergodic rate for the second case is shown in Proposition 2.

**Proposition 2.** *When channels have a single path and arbitrary AoAs regardless of the quantized angles of the analog combiner, a lower bound of the ergodic sum rate for  $|\mathcal{S}_{\text{cd}}| = S$  scheduled users with the proposed chordal distance-based scheduling algorithm is approximated as*

$$\bar{\mathcal{R}}_2^{lb} = \frac{S}{\ln 2} \left( e^{\frac{1+\rho(1-\alpha)(S-1)M^2\mathcal{F}_2(M)}{\rho\alpha M + \rho(1-\alpha)M^2\mathcal{F}_1(M)}} \Gamma \left( 0, \frac{1 + \rho(1-\alpha)(S-1)M^2\mathcal{F}_2(M)}{\rho\alpha M + \rho(1-\alpha)M^2\mathcal{F}_1(M)} \right) - e^{\frac{1+\rho(1-\alpha)(S-1)M^2\mathcal{F}_2(M)}{\rho(1-\alpha)M^2\mathcal{F}_1(M)}} \Gamma \left( 0, \frac{1 + \rho(1-\alpha)(S-1)M^2\mathcal{F}_2(M)}{\rho(1-\alpha)M^2\mathcal{F}_1(M)} \right) \right) \quad (35)$$

where  $\mathcal{F}_1(M) = \int_0^1 F^4(\delta, M) d\delta$ ,  $\mathcal{F}_2(M) = \left( \int_0^1 F^2(\delta, M) d\delta \right)^2$ , and  $F(\delta, M)$  is the Fejér kernel.

*Proof.* See Appendix B. ■

**Remark 3.** *The derived ergodic rate expressions in (32) and (35) both converge to  $\bar{\mathcal{R}}_{\text{inf}}$  as the number of quantization bits increases:*

$$\bar{\mathcal{R}}_1, \bar{\mathcal{R}}_2^{lb} \rightarrow \frac{S}{\ln 2} e^{\frac{1}{\rho M}} \Gamma \left( 0, \frac{1}{\rho M} \right), \quad \text{as } \alpha \rightarrow 1. \quad (36)$$

As the quantization precision increases, the lower bound in (42) becomes an exact expression, and (35) becomes an approximation of the ergodic rate itself rather than its lower bound. In this regard, it can be inferred from Remark 3 that the two channel scenarios lead to different ergodic rates as a consequence of quantization. In the following section, based on this intuition, we show that the channel leakage, indeed, positively affects the ergodic rate in the low-resolution ADC regime, and thus, makes the difference in the ergodic rates of the two channel scenarios.

## V. SIMULATION RESULTS

In this section, we numerically evaluate the proposed algorithms, validate the derived ergodic rates, and confirm intuitions from Sections III and IV. In simulations, the number of propagation paths  $L_k$  is distributed as  $L_k \sim \max\{\text{Poisson}(\lambda_L), 1\}$  [35] where  $\lambda_L$  represents the near average number of channel propagation paths. We consider  $M = 128$  BS antennas and  $K = 200$  candidate users, and the BS schedules  $S = 12$  users to serve at each transmission [38]–[40]. The following cases are evaluated through simulation: (1) CSS algorithm, (2) greedy algorithm, (3) chordal distance-based algorithm, (4) mmWave beam aggregation-based scheduling (mBAS) algorithm [27], and (5) SUS algorithm [19]. To provide a reference for a performance lower bound, a random scheduling case is also included. Without imposing the constraint of  $\|\mathbf{h}_{b,k}\| = \sqrt{\gamma_k}$ , the channel model (3) is used in simulations. For the CSS and the mBAS algorithms, the BS stores

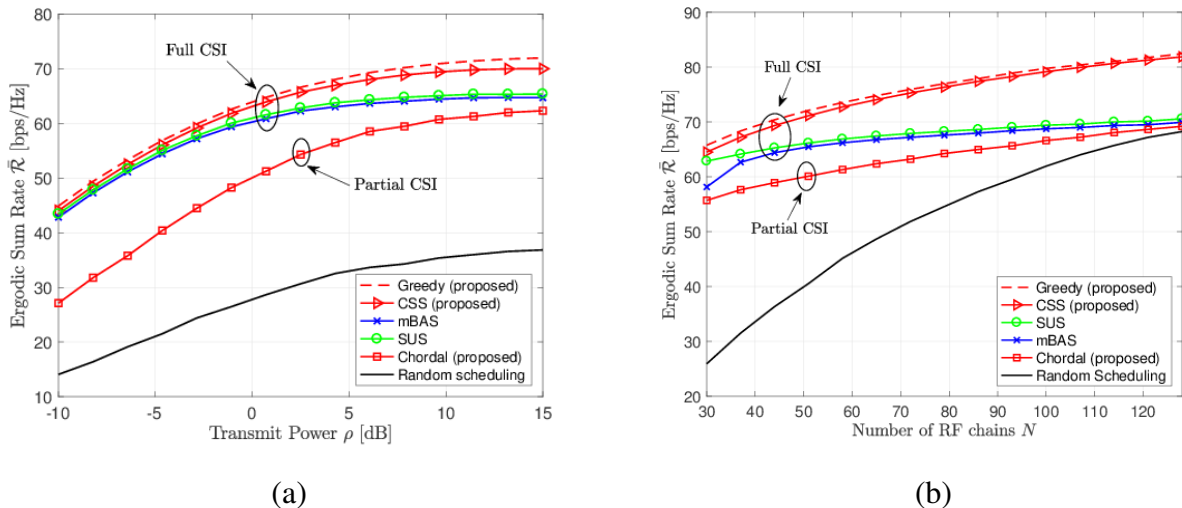


Fig. 2. Uplink sum rate simulation results for  $M = 128$  BS antennas,  $K = 200$  candidate users,  $S = 12$  scheduled users,  $\lambda_L = 3$  average channel paths, and  $b = 3$  quantization bits with (a)  $N = 40$  RF chains and (b)  $\rho = 6$  dB transmit power.

$N_b = L_k$  indices of dominant elements in the effective channel  $\mathbf{h}_{b,k}$ . Orthogonality parameters such as  $\epsilon_{th}$ ,  $N_{OL}$ , and  $d_{th}$  for the algorithms are optimally chosen unless mentioned otherwise.

### A. Performance Validation

In this subsection, we focus on performance validation of the proposed algorithms in sum rate. In Fig. 2, we assume  $\lambda_L = 3$  average number of propagation paths and  $b = 3$  quantization bits. Fig. 2(a) shows the uplink sum rate with respect to the transmit power  $\rho$  with  $N = 40$  RF chains which is about 30% of the number of antennas  $M$ . We note that the proposed CSS algorithm achieves the higher sum rate compared to the SUS and mBAS algorithms. In addition, the CSS algorithm attains the sum rate that is comparable to that of the proposed greedy algorithm which achieves the sub-optimal rate by requiring much higher complexity. The sum rate gap between the CSS and the prior algorithms – the SUS and mBAS algorithms – increases as the transmit power  $\rho$  increases because the quantization noise power becomes dominant compared to the AWGN power in the high SNR regime. It is also shown that the chordal distance-based algorithm which only exploits the AoA knowledge improves the sum rate compared to the random scheduling, closing the gap from the SUS and mBAS algorithms. Therefore, the simulation results validate the sum rate performance of the proposed algorithms for full CSI and partial CSI.

In Fig. 2(b), the sum rate results with respect to the number of RF chains  $N$  are presented for the transmit power of  $\rho = 6$  dB. The CCS algorithm shows its sum rate that tightly aligns with

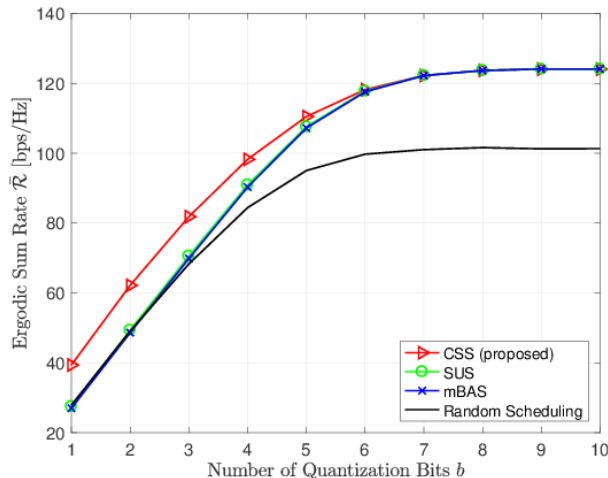


Fig. 3. Uplink sum rate with respect to quantization bits  $b$  for  $M = 128$  BS antennas,  $N = 128$  RF chains,  $K = 200$  candidate users,  $S = 12$  scheduled users,  $\lambda_L = 3$  average channel paths,  $b = 3$  quantization bits, and  $\rho = 6$  dB transmit power.

that of the greedy algorithm, achieving the higher rate than the SUS and mBAS. In addition, the chordal distance-based algorithm shows a large sum rate improvement compared to the random scheduling for the low to medium number of RF chains. As the number of RF chains  $N$  increases, the effective channels  $\mathbf{h}_{b,k}$  are more likely to be orthogonal to each other for the fixed number of scheduled users, which enhances the performance of random scheduling. In this regard, since the quantization error is dominant with  $\rho = 6$  dB, the sum rates of the SUS and mBAS algorithms show the marginal sum rate increase compared to the random scheduling as  $N$  increases, whereas the CSS algorithm still provides the noticeable improvement. Therefore, we demonstrate the gain from using the derived scheduling criteria in user scheduling in Fig. 2.

In Fig. 3, we assume  $\lambda_L = 3$  average number of propagation paths,  $N = 128$  RF chains, and  $\rho = 6$  dB transmit power. Fig. 3 shows the uplink sum rate with respect to the number of quantization bits  $b$ . The CSS algorithm also attains the sum rate of the greedy algorithm with lower complexity and outperforms the SUS and mBAS algorithms. Note that the sum rate of the SUS and mBAS algorithms converges to that of the CSS and greedy algorithms as the number of quantization bits  $b$  increases; i.e., quantization error becomes negligible. This convergence corresponds to the fact that the derived criteria is effective under coarse quantization. Thus, in the low-resolution ADC regime, the CSS algorithm provides the noticeable sum rate improvement compared to the other algorithms that ignore quantization error.

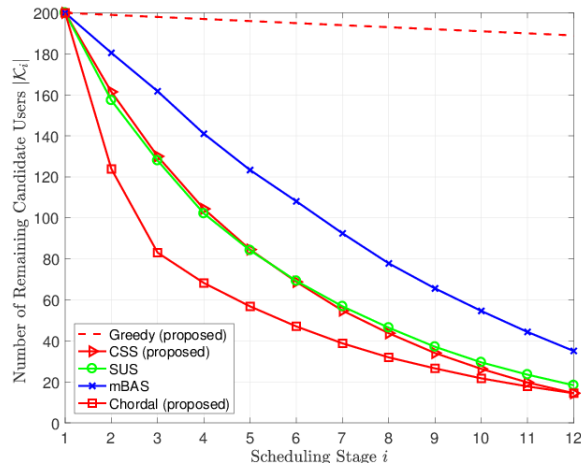


Fig. 4. The number of users in the candidate set at each stage  $i$  for  $\rho = 6$  dB transmit power,  $M = 128$  BS antennas,  $N = 128$  RF chains,  $K = 200$  candidate users,  $S = 12$  scheduled users,  $\lambda_L = 3$  average channel paths, and  $b = 3$  quantization bits.

The average number of remaining users in the candidate set at each scheduling stage  $i$  is shown in Fig. 4. The simulation result is corresponding to the  $\rho = 6$  dB point in Fig. 2(a). The CSS, SUS, mBAS, and chordal distance-based algorithm achieve large decrease in size of the candidate set with scheduling stages owing to the set filtering. In particular, the proposed CSS attains the similar size reduction with the SUS while achieving the higher sum rate that is comparable to the greedy scheduling. Consequently, the simulation results reveal the efficiency of the CSS algorithm which accomplishes the high sum rate performance with low complexity regarding the number of remaining users in the candidate set.

### B. Analysis Validation

In this subsection, we validate the performance analyses and intuitions obtained from the analyses. In Fig. 5, we consider  $N = 128$  RF chains and  $L_k = 1$  channel paths  $\forall k$ . As shown in Fig. 5(a), the derived ergodic rate (32) in Proposition 1 exactly matches the ergodic rate from the simulation. In addition, the lower bound approximation of ergodic rate (35) in Proposition 2 shows a small gap from the ergodic rate of the simulation, validating its analytical accuracy. In this regard, the derived ergodic rates can provide a performance guideline for the hybrid MIMO systems with the proposed chordal distance-based scheduling algorithm. From Fig. 5(a), we note that the two different channel scenarios – exact AoA alignment and arbitrary AoAs – show difference in sum rate for the same system configuration, which complies with the

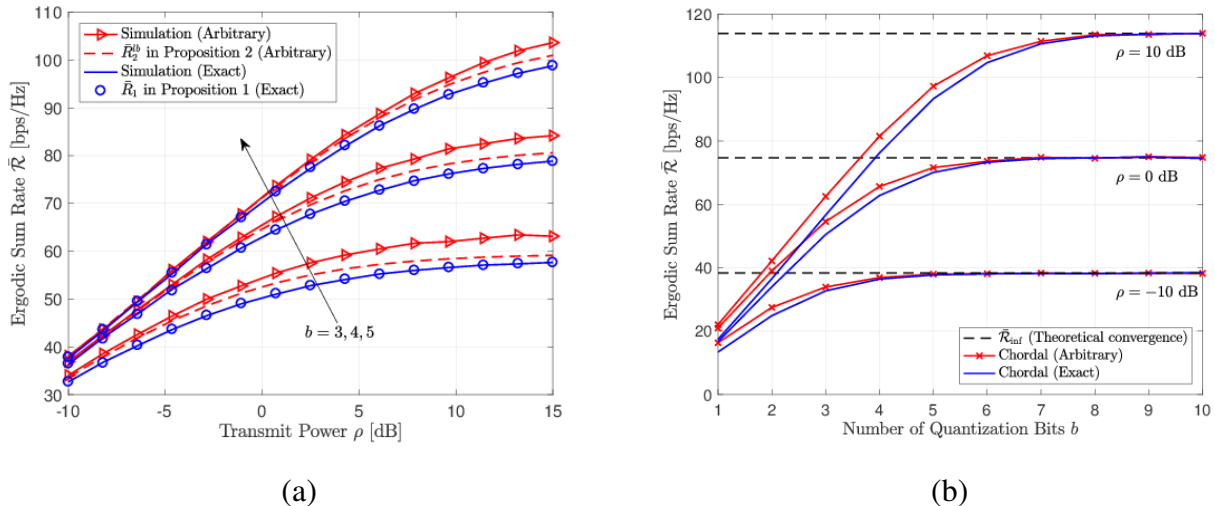


Fig. 5. (a) The analytical and simulation results for the uplink sum rate of the system with chordal distance-based scheduling, and (b) simulation results for the uplink sum rate of the system with chordal distance-based scheduling for  $M = 128$  BS antennas,  $N = 128$  RF chains,  $K = 200$  candidate users,  $S = 12$  scheduled users, and  $L_k = 1$  channel path  $\forall k$ ,

intuition obtained from Remark 3. In the following simulation results, we numerically examine this phenomenon based on intuitions obtained in this paper.

We evaluate the sum rate of the chordal distance-based scheduling algorithm with respect to the number of quantization bits  $b$  to find the behavior of the sum rate gap between the two channel scenarios: exact AoA alignment and arbitrary AoAs. In Fig. 5(b), it is shown that the uplink sum rates converges to  $\bar{\mathcal{R}}_{\text{inf}} = \frac{S}{\ln 2} e^{\frac{1}{\rho M}} \Gamma\left(0, \frac{1}{\rho M}\right)$  as the number of quantization bits  $b$  increases. As discussed in Remark 3, such convergence of the sum rates implies that the two channel scenarios lead to different effects on quantization error. We can also note that the convergence rates are different for the different transmit power  $\rho$ . When the SNR is low, the quantization noise power is less dominant compared to the AWGN noise, which results in faster convergence in terms of the number of quantization bits  $b$ , and vice versa. Therefore, we can conclude that coarse quantization causes the different sum rates from the channel scenarios.

In Fig. 6, we simulate the sum rates of different algorithms for the two channel scenarios to examine the effect of the channels under coarse quantization. We consider  $N = 40$  RF chains,  $\lambda_L = 3$  average channel paths, and  $b = 3$  quantization bits. We note that the sum rate for the arbitrary AoA channel is higher than that for the exact AoA alignment channel in the medium and high SNR regime in which the quantization noise power is dominant compared to the AWGN. The increase in sum rate corresponds to the finding in Theorem 1 that channel power needs to



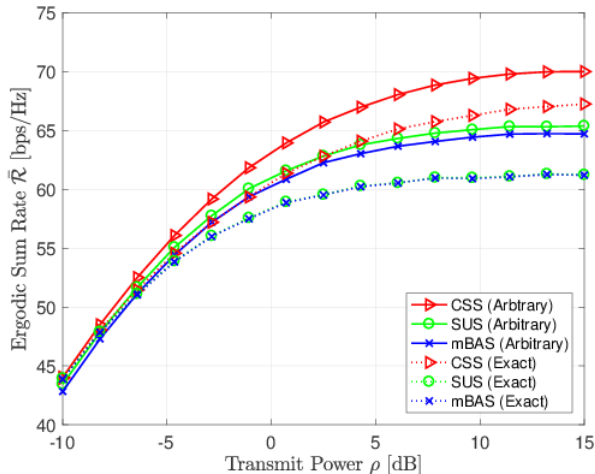


Fig. 6. Uplink sum rate simulation results for  $M = 128$  BS antennas,  $N = 40$  RF chains,  $K = 200$  candidate users,  $S = 12$  scheduled users,  $\lambda_L = 3$  average channel paths, and  $b = 3$  quantization bits.

evenly spread to maximize the sum rate, i.e., the phase offsets from the arbitrary AoAs result in channel leakage, spreading the channel power. This phenomenon reduces the quantization error and achieves sum rate gain. Consequently, we show that the channel leakage positively affects the ergodic rate in the hybrid system with low-resolution ADCs.

## VI. CONCLUSION

This paper investigates user scheduling for mmWave hybrid beamforming systems with low-resolution ADCs. We propose new user scheduling criteria regarding the channel structure that are effective under coarse quantization. Leveraging the criteria, we develop the user scheduling algorithm which achieves the sub-optimal sum rate with low complexity compared to the greedy max-sum rate approach, outperforming the conventional scheduling algorithms. We further propose the chordal distance-based scheduling algorithm which only exploits the AoA knowledge of channels. The chordal distance-based scheduling algorithm improves the sum rate compared to the random scheduling case, closing the gap from the full CSI-based conventional scheduling method as the SNR increases. We also provide the performance analysis for the algorithm in ergodic rate, and the derived rates are the functions of system parameters including quantization bits. We obtain an intuition from the derived rates that channel leakage due to the phase offsets between the arbitrary AoAs and quantized angles of analog combiners offers the sum rate gain by reducing the quantization error compared to the channel without leakage. This intuition

challenges the conventional negative understanding towards channel leakage and is validated through simulation. Therefore, for mmWave communications, this paper provides not only new user scheduling algorithms for low-resolution ADC systems, but also new scheduling criteria and intuition for mmWave channels under coarse quantization.

## APPENDIX A

### PROOF OF PROPOSITION 1

Let the ZF combiner  $\mathbf{W}_{\text{zf}} = \mathbf{H}_b(\mathcal{S}_{\text{cd}})(\mathbf{H}_b(\mathcal{S}_{\text{cd}})^H \mathbf{H}_b(\mathcal{S}_{\text{cd}}))^{-1}$ . Using the achievable rate (7), the ergodic rate of user  $k \in \mathcal{S}_{\text{cd}}$  is defined as

$$\bar{r}_k = \mathbb{E} \left[ r_k(\mathbf{H}_b(\mathcal{S}_{\text{cd}})) \right] = \mathbb{E} \left[ \log_2 \left( 1 + \frac{\alpha^2 \rho}{\mathbf{w}_{\text{zf},k}^H \mathbf{R}_{\text{qq}}(\mathbf{H}_b(\mathcal{S}_{\text{cd}})) \mathbf{w}_{\text{zf},k} + \alpha^2 \|\mathbf{w}_{\text{zf},k}\|^2} \right) \right]. \quad (37)$$

Based on Remark 2, the algorithm schedules a user  $j \in \mathcal{K}_{\text{cd}}$  who provides the smallest value of  $|\mathbf{a}^H(\phi_k) \mathbf{a}(\phi_j)|$ . Under the assumption of the exact AoA alignment,  $|\mathbf{a}^H(\phi_k) \mathbf{a}(\phi_j)|$  is equivalent to zero when  $\mathcal{L}_k \cap \mathcal{L}_j = \emptyset$  for  $k \neq j$ , i.e., user channels are spatially orthogonal to each other. For the exact AoA alignment scenario with  $L = 1$ , there is only one non-zero element in  $\mathbf{h}_{b,k}$ . Accordingly, any scheduled users have to satisfy  $\mathcal{L}_k \cap \mathcal{L}_j = \emptyset$  to avoid rank deficiency of a channel matrix, which can be guaranteed by setting  $|\mathbf{a}^H(\phi_k) \mathbf{a}(\phi_{k'})| < \epsilon_{th} \ll 1$  in the filtering. Hence, the ZF combiner for user  $k \in \mathcal{S}_{\text{cd}}$  becomes  $\mathbf{w}_{\text{zf},k} = \mathbf{h}_{b,k} / \|\mathbf{h}_{b,k}\|^2$ , and (37) is solved as

$$\begin{aligned} \bar{r}_k &= \mathbb{E} \left[ \log_2 \left( 1 + \frac{\alpha \rho \|\mathbf{h}_{b,k}\|^4}{\rho(1-\alpha) \mathbf{h}_{b,k}^H \text{diag}(\mathbf{H}_b(\mathcal{S}_{\text{cd}}) \mathbf{H}_b(\mathcal{S}_{\text{cd}})^H) \mathbf{h}_{b,k} + \|\mathbf{h}_{b,k}\|^2} \right) \right] \quad (38) \\ &\stackrel{(a)}{=} \mathbb{E} \left[ \log_2 \left( 1 + \frac{\alpha \rho}{(1-\alpha) \rho + 1/(M|g_k|^2)} \right) \right] \\ &\stackrel{(b)}{=} \frac{1}{\ln 2} \left( e^{\frac{1}{\rho M}} \Gamma \left( 0, \frac{1}{\rho M} \right) - e^{\frac{1}{\rho(1-\alpha)M}} \Gamma \left( 0, \frac{1}{\rho(1-\alpha)M} \right) \right) \quad (39) \end{aligned}$$

where  $g_k$  is the complex gain of the propagation path of user  $k$ . Here, (a) is from  $L = 1$  with  $\mathcal{L}_k \cap \mathcal{L}_{k'} = \emptyset$  for  $k, k' \in \mathcal{S}_{\text{cd}}$ , and (b) comes from the fact that  $|g_k|^2$  is an exponential random variable with the rate parameter  $\lambda = 1$ ,  $|g_k|^2 \sim \text{Exp}(1)$ . Due to the randomness of  $g_k$ , the ergodic rate of each user is equal, which leads to (32). This completes the proof.  $\blacksquare$

## APPENDIX B

### PROOF OF PROPOSITION 2

To find a lower bound of the ergodic sum rate achieved by the proposed algorithm, we consider the random scheduling method and find its ergodic sum rate for the lower bound. Since we focus

on a large antenna array system at the BS, the array response vectors of the scheduled users are almost orthogonal with large  $M$  [41], and thus we adopt  $\mathbf{w}_{zf,k} \approx \frac{\mathbf{A}^H \mathbf{h}_k}{\|\mathbf{h}_k\|^2}$ . Then, the ergodic rate of the scheduled user  $k$  can be approximated as

$$\begin{aligned} \bar{r}_k &= \mathbb{E} \left[ \log_2 \left( 1 + \frac{\alpha^2 \rho}{\mathbf{w}_{zf,k}^H \mathbf{R}_{\mathbf{q}\mathbf{q}} (\mathbf{H}_b(\mathcal{S}_{cd})) \mathbf{w}_{zf,k} + \alpha^2 \|\mathbf{w}_{zf,k}\|^2} \right) \right] \\ &\stackrel{(a)}{\approx} \mathbb{E} \left[ \log_2 \left( 1 + \frac{\alpha \rho \|\mathbf{h}_k\|^4}{(1-\alpha)(\mathbf{A}^H \mathbf{h}_k)^H \text{diag}(\rho \mathbf{A}^H \mathbf{H}(\mathcal{S}_{cd}) \mathbf{H}^H(\mathcal{S}_{cd}) \mathbf{A}) \mathbf{A}^H \mathbf{h}_k + \|\mathbf{h}_k\|^2} \right) \right], \end{aligned} \quad (40)$$

where (a) comes from  $\mathbf{w}_{zf,k} \approx \frac{\mathbf{A}^H \mathbf{h}_k}{\|\mathbf{h}_k\|^2}$ . Without loss of generality, let  $\mathcal{S}_{cd} = \{1, 2, \dots, S\}$ . The channel matrix of scheduled users can be represented as  $\mathbf{H}(\mathcal{S}_{cd}) = \sqrt{M} \mathbf{A}_u \mathbf{G}$  where  $\mathbf{A}_u = [\mathbf{a}(\varphi_1), \dots, \mathbf{a}(\varphi_S)]$  and  $\mathbf{G} = \text{diag}(g_1, \dots, g_S)$ , and (40) becomes

$$\begin{aligned} &\mathbb{E} \left[ \log_2 \left( 1 + \frac{M^2 \alpha \rho |g_k|^4}{M^2 \rho (1-\alpha) |g_k|^2 \mathbf{a}^H(\varphi_k) \mathbf{A} \text{diag}(\mathbf{A}^H \mathbf{A}_u \mathbf{G} \mathbf{G}^H \mathbf{A}_u^H \mathbf{A}) \mathbf{A}^H \mathbf{a}(\varphi_k) + M |g_k|^2} \right) \right] \\ &= \mathbb{E} \left[ \log_2 \left( 1 + \frac{M \alpha \rho |g_k|^2}{M \rho (1-\alpha) \sum_{m,s=1}^{M,S} |g_s|^2 |\mathbf{a}^H(\vartheta_m) \mathbf{a}(\varphi_k)|^2 |\mathbf{a}^H(\vartheta_m) \mathbf{a}(\varphi_s)|^2 + 1} \right) \right] \\ &= \mathbb{E}_{g_k} \left[ \mathbb{E} \left[ \log_2 \left( 1 + \frac{M \alpha \rho |g_k|^2}{M \rho (1-\alpha) \sum_{m,s=1}^{M,S} |g_s|^2 |\mathbf{a}^H(\vartheta_m) \mathbf{a}(\varphi_k)|^2 |\mathbf{a}^H(\vartheta_m) \mathbf{a}(\varphi_s)|^2 + 1} \right) \middle| g_k \right] \right]. \end{aligned} \quad (41)$$

To compute the inner expectation in (41), we can use Lemma 1 in [42] as  $g_k$  is considered to be a constant given the condition, which makes the signal power and the interference-plus-noise power independent to each other. Let  $\Psi_k = M \rho (1-\alpha) \sum_{m,s=1}^{M,S} |g_s|^2 |\mathbf{a}^H(\vartheta_m) \mathbf{a}(\varphi_k)|^2 |\mathbf{a}^H(\vartheta_m) \mathbf{a}(\varphi_s)|^2$ , then the inner expectation in (41) becomes

$$\begin{aligned} \mathbb{E} \left[ \log_2 \left( 1 + \frac{M \alpha \rho |g_k|^2}{\Psi_k + 1} \right) \middle| g_k \right] &\stackrel{(a)}{=} \frac{1}{\ln 2} \int_0^\infty \frac{e^{-z}}{z} \left( 1 - e^{-z M \alpha \rho |g_k|^2} \right) \mathbb{E} \left[ e^{-z \Psi_k} \middle| g_k \right] dz \\ &\stackrel{(b)}{\geq} \frac{1}{\ln 2} \int_0^\infty \frac{e^{-z}}{z} \left( 1 - e^{-z M \alpha \rho |g_k|^2} \right) e^{-z \mathbb{E}[\Psi_k | g_k]} dz \end{aligned} \quad (42)$$

where (a) follows from Lemma 1 in [42] and (b) comes from Jensen's inequality. To compute the expectation in (42), we rewrite it as

$$\begin{aligned} \mathbb{E}[\Psi_k | g_k] &= M \rho (1-\alpha) \left( \mathbb{E} \left[ \sum_{m=1}^M |g_k|^2 |\mathbf{a}^H(\vartheta_m) \mathbf{a}(\varphi_k)|^4 \middle| g_k \right] + \right. \\ &\quad \left. \mathbb{E} \left[ \sum_{m=1}^M \sum_{s \neq k}^S |g_s|^2 |\mathbf{a}^H(\vartheta_m) \mathbf{a}(\varphi_k)|^2 |\mathbf{a}^H(\vartheta_m) \mathbf{a}(\varphi_s)|^2 \right] \right). \end{aligned} \quad (43)$$

The first expectation term in (43) can be computed as

$$\begin{aligned} \mathbb{E} \left[ \sum_{m=1}^M |g_k|^2 |\mathbf{a}^H(\vartheta_m) \mathbf{a}(\varphi_k)|^4 \middle| g_k \right] &= |g_k|^2 \sum_{m=1}^M \mathbb{E} \left[ |\mathbf{a}^H(\vartheta_m) \mathbf{a}(\varphi_k)|^4 \right] \\ &\stackrel{(a)}{=} |g_k|^2 M \int_0^1 F^4(\delta; M) d\delta \end{aligned} \quad (44)$$

where (a) comes from the fact that  $\delta_{m,k} := \vartheta_m - \varphi_k$  can be regarded as  $\delta_{m,k} \stackrel{i.i.d.}{\sim} \text{Unif}[-1, 1]$  due to the symmetry of the Fejér kernel of order  $M$ ,  $F(\vartheta; M)$  [43]. Then, with  $\mathbb{E}[|g_s|^2] = 1$ , the second expectation term can be expressed as

$$\begin{aligned} \mathbb{E} \left[ \sum_{m=1}^M \sum_{s \neq k}^S |\mathbf{a}^H(\vartheta_m) \mathbf{a}(\varphi_k)|^2 |\mathbf{a}^H(\vartheta_m) \mathbf{a}(\varphi_s)|^2 \right] &= \sum_{m=1}^M \sum_{s \neq k}^S \mathbb{E} \left[ |\mathbf{a}^H(\vartheta_m) \mathbf{a}(\varphi_k)|^2 \right] \mathbb{E} \left[ |\mathbf{a}^H(\vartheta_m) \mathbf{a}(\varphi_s)|^2 \right] \\ &= \sum_{m=1}^M \sum_{s \neq k}^S \mathbb{E} \left[ F^2(\delta_{m,k}; M) \right] \mathbb{E} \left[ F^2(\delta_{m,s}; M) \right] \\ &= (S-1)M \left( \int_0^1 F^2(\delta; M) d\delta \right)^2. \end{aligned} \quad (45)$$

Let  $c_1 = M\alpha\rho$ ,  $c_2 = M^2\rho(1-\alpha) \int_0^1 F^4(\delta; M) d\delta$ , and  $c_3 = M^2\rho(1-\alpha)(S-1) \left( \int_0^1 F^2(\delta; M) d\delta \right)^2$ .

From (41), (42),(44), and (45), the ergodic rate  $\bar{r}_k$  is approximately lower bounded by

$$\begin{aligned} \bar{r}_k &\approx \mathbb{E}_{g_k} \left[ \mathbb{E} \left[ \log_2 \left( 1 + \frac{c_1 |g_k|^2}{\Psi_k + 1} \right) \middle| g_k \right] \right] \\ &\geq \frac{1}{\ln 2} \mathbb{E}_{g_k} \left[ \int_0^\infty \frac{e^{-z}}{z} \left( 1 - e^{-z c_1 |g_k|^2} \right) e^{-z \mathbb{E}[\Psi_k |g_k]} dz \right] \\ &= \frac{1}{\ln 2} \int_0^\infty \frac{e^{-(1+c_3)z}}{z} \left( \mathbb{E}_{g_k} \left[ e^{-c_2 z |g_k|^2} \right] - \mathbb{E}_{g_k} \left[ e^{-(c_1+c_2)z |g_k|^2} \right] \right) dz \\ &\stackrel{(a)}{=} \frac{1}{\ln 2} \int_0^\infty \frac{e^{-(1+c_3)z}}{z} \left( \frac{1}{1+c_2 z} - \frac{1}{1+(c_1+c_2)z} \right) dz \\ &= \frac{1}{\ln 2} \left( e^{\frac{1+c_3}{c_1+c_2}} \Gamma \left( 0, \frac{1+c_3}{c_1+c_2} \right) - e^{\frac{1+c_3}{c_2}} \Gamma \left( 0, \frac{1+c_3}{c_2} \right) \right) \end{aligned} \quad (46)$$

where (a) comes from the Laplace transform of the exponential distribution  $|g_k|^2 \sim \exp(1)$ . Without the fading information of channels, the ergodic rate for each user after the user scheduling is equivalent to each other, which results in (35). This completes the proof.  $\blacksquare$

## REFERENCES

- [1] Z. Pi and F. Khan, "An introduction to millimeter-wave mobile broadband systems," *IEEE Comm. Mag.*, vol. 49, no. 6, pp. 101–107, Jun. 2011.

- [2] J. G. Andrews, S. Buzzi, W. Choi, S. V. Hanly, A. Lozano, A. C. Soong, and J. C. Zhang, "What will 5G be?" *IEEE Journal Sel. Areas in Comm.*, vol. 32, no. 6, pp. 1065–1082, Jun. 2014.
- [3] T. S. Rappaport, S. Sun, R. Mayzus, H. Zhao, Y. Azar, K. Wang, G. N. Wong, J. K. Schulz, M. Samimi, and F. Gutierrez, "Millimeter wave mobile communications for 5G cellular: It will work!" *IEEE Access*, vol. 1, pp. 335–349, May 2013.
- [4] J. Mo and R. W. Heath, "Capacity analysis of one-bit quantized MIMO systems with transmitter channel state information," *IEEE Trans. Signal Process.*, vol. 63, no. 20, pp. 5498–5512, Jul. 2015.
- [5] O. Orhan, E. Erkip, and S. Rangan, "Low power analog-to-digital conversion in millimeter wave systems: Impact of resolution and bandwidth on performance," in *IEEE Info. Theory and App. Work.*, Feb. 2015, pp. 191–198.
- [6] R. W. Heath, N. Gonzalez-Prelcic, S. Rangan, W. Roh, and A. M. Sayeed, "An overview of signal processing techniques for millimeter wave MIMO systems," *IEEE Journal Sel. Topics in Signal Process.*, vol. 10, no. 3, pp. 436–453, Feb. 2016.
- [7] J. Choi and B. L. Evans, "User Scheduling for Millimeter Wave MIMO Communications with Low-Resolution ADCs," *IEEE Int. Conf. on Comm. to appear*, 2018 (available at arXiv:<https://arxiv.org/abs/1711.00502>).
- [8] J. Mo, P. Schniter, N. G. Prelcic, and R. W. Heath, "Channel estimation in millimeter wave MIMO systems with one-bit quantization," in *Proc. Asilomar Conf. Signals, Systems and Comp.*, Nov. 2014, pp. 957–961.
- [9] J. Choi, J. Mo, and R. W. Heath, "Near maximum-likelihood detector and channel estimator for uplink multiuser massive MIMO systems with one-bit ADCs," *IEEE Trans. Comm.*, vol. 64, no. 5, pp. 2005–2018, Mar. 2016.
- [10] Y. Li, C. Tao, G. Seco-Granados, A. Mezghani, A. L. Swindlehurst, and L. Liu, "Channel estimation and performance analysis of one-bit massive MIMO systems," *IEEE Trans. on Signal Process.*, vol. 65, no. 15, pp. 4075–4089, 2017.
- [11] C. Rusu, N. González-Prelcic, and R. W. Heath, "Low resolution adaptive compressed sensing for mmWave MIMO receivers," in *Asilomar Conf. on Signals, Systems and Computers*, 2015, pp. 1138–1143.
- [12] C.-K. Wen, C.-J. Wang, S. Jin, K.-K. Wong, and P. Ting, "Bayes-optimal joint channel-and-data estimation for massive MIMO with low-precision ADCs," *IEEE Trans. Signal Process.*, vol. 64, no. 10, pp. 2541–2556, 2016.
- [13] S. Wang, Y. Li, and J. Wang, "Multiuser detection for uplink large-scale MIMO under one-bit quantization," in *IEEE Int. Conf. Comm.*, 2014, pp. 4460–4465.
- [14] ———, "Multiuser Detection in Massive Spatial Modulation MIMO With Low-Resolution ADCs," *IEEE Trans. on Wireless Comm.*, vol. 14, no. 4, pp. 2156–2168, April 2015.
- [15] J. Mo, A. Alkhateeb, S. Abu-Surra, and R. W. Heath, "Hybrid architectures with few-bit ADC receivers: Achievable rates and energy-rate tradeoffs," *IEEE Trans. on Wireless Comm.*, vol. 16, no. 4, pp. 2274–2287, 2017.
- [16] J. Choi, B. L. Evans, and A. Gatherer, "Resolution-Adaptive Hybrid MIMO Architectures for Millimeter Wave Communications," *IEEE Trans. on Signal Process.*, vol. PP, no. 99, pp. 1–1, 2017.
- [17] J. Choi, J. Sung, B. L. Evans, and A. Gatherer, "ADC Bit Optimization for Spectrum- and Energy-Efficient Millimeter Wave Communications," in *IEEE Global Comm. Conf.*, Dec 2017, pp. 1–6.
- [18] J. Sung, J. Choi, and B. L. Evans, "Narrowband Channel Estimation for Hybrid Beamforming Millimeter Wave Communication Systems with One-Bit Quantization," in *IEEE Int. Conf. Acoustics, Speech, and Signal Process.*, 2018.
- [19] T. Yoo and A. Goldsmith, "On the optimality of multi-antenna broadcast scheduling using zero-forcing beamforming," *IEEE Journal on Sel. Areas in Comm.*, vol. 24, no. 3, pp. 528–541, 2006.
- [20] M. Sharif and B. Hassibi, "On the capacity of MIMO broadcast channels with partial side information," *IEEE Trans. on Info. Theory*, vol. 51, no. 2, pp. 506–522, 2005.
- [21] B. Zhou, B. Bai, Y. Li, D. Gu, and Y. Luo, "Chordal distance-based user selection algorithm for the multiuser MIMO downlink with perfect or partial CSIT," in *IEEE Int. Conf. on Advanced Info. Networking and App.*, 2011, pp. 77–82.
- [22] K. Ko and J. Lee, "Multiuser MIMO user selection based on chordal distance," *IEEE Trans. on Comm.*, vol. 60, no. 3, pp. 649–654, 2012.

- [23] F. Berggren and R. Jantti, "Multiuser scheduling over rayleigh fading channels," in *IEEE Global Telecomm. Conf.*, vol. 1, 2003, pp. 158–162.
- [24] E. Liu and K. K. Leung, "Expected throughput of the proportional fair scheduling over Rayleigh fading channels," *IEEE Comm. Letters*, vol. 14, no. 6, 2010.
- [25] A. Zafar, M. Shaqfeh, M.-S. Alouini, and H. Alnuweiri, "On multiple users scheduling using superposition coding over Rayleigh fading channels," *IEEE Comm. Letters*, vol. 17, no. 4, pp. 733–736, 2013.
- [26] G. Lee, Y. Sung, and J. Seo, "Randomly-directional beamforming in millimeter-wave multiuser MISO downlink," *IEEE Trans. on Wireless Comm.*, vol. 15, no. 2, pp. 1086–1100, 2016.
- [27] G. Lee, Y. Sung, and M. Kountouris, "On the performance of random beamforming in sparse millimeter wave channels," *IEEE Journal of Sel. Topics in Signal Process.*, vol. 10, no. 3, pp. 560–575, 2016.
- [28] A. M. Sayeed, "Deconstructing multiantenna fading channels," *IEEE Trans. Signal Process.*, vol. 50, no. 10, pp. 2563–2579, Nov. 2002.
- [29] S. Park and R. W. Heath Jr, "Spatial Channel Covariance Estimation for the Hybrid MIMO Architecture: A Compressive Sensing Based Approach," *arXiv preprint arXiv:1711.04207*, 2017.
- [30] J. Brady, N. Behdad, and A. M. Sayeed, "Beam-space MIMO for millimeter-wave communications: System architecture, modeling, analysis, and measurements," *IEEE Trans. on Antennas and Propagation*, vol. 61, no. 7, pp. 3814–3827, 2013.
- [31] A. Alkhateeb, O. El Ayach, G. Leus, and R. W. Heath, "Channel estimation and hybrid precoding for millimeter wave cellular systems," *IEEE Journal Sel. Topics in Signal Process.*, vol. 8, no. 5, pp. 831–846, 2014.
- [32] O. El Ayach, S. Rajagopal, S. Abu-Surra, Z. Pi, and R. W. Heath, "Spatially sparse precoding in millimeter wave MIMO systems," *IEEE Trans. Wireless Comm.*, vol. 13, no. 3, pp. 1499–1513, 2014.
- [33] A. K. Fletcher, S. Rangan, V. K. Goyal, and K. Ramchandran, "Robust predictive quantization: Analysis and design via convex optimization," *IEEE Journal Sel. Topics in Signal Process.*, vol. 1, no. 4, pp. 618–632, 2007.
- [34] A. Gersho and R. M. Gray, *Vector quantization and signal compression*. Springer 2012 (originally published 1992).
- [35] M. R. Akdeniz, Y. Liu, M. K. Samimi, S. Sun, S. Rangan, T. S. Rappaport, and E. Erkip, "Millimeter wave channel modeling and cellular capacity evaluation," *IEEE Journal Sel. Areas in Comm.*, vol. 32, no. 6, pp. 1164–1179, 2014.
- [36] E. Torkildson, H. Zhang, and U. Madhow, "Channel modeling for millimeter wave MIMO," in *IEEE Info. theory and app. workshop*, 2010, pp. 1–8.
- [37] A. Alkhateeb, J. Mo, N. Gonzalez-Prelcic, and R. W. Heath, "MIMO precoding and combining solutions for millimeter-wave systems," *IEEE Comm. Mag.*, vol. 52, no. 12, pp. 122–131, Dec. 2014.
- [38] S. Malkowsky, J. Vieira, L. Liu, P. Harris, K. Nieman, N. Kundargi, I. C. Wong, F. Tufvesson, V. Öwall, and O. Edfors, "The World's First Real-Time Testbed for Massive MIMO: Design, Implementation, and Validation," *IEEE Access*, vol. 5, pp. 9073–9088, 2017.
- [39] J. Vieira, S. Malkowsky, K. Nieman, Z. Miers, N. Kundargi, L. Liu, I. Wong, V. Öwall, O. Edfors, and F. Tufvesson, "A flexible 100-antenna testbed for massive MIMO," in *IEEE Globecom Workshops*, 2014, pp. 287–293.
- [40] X. Yang, W. Lu, N. Wang, K. Nieman, C.-K. Wen, C. Zhang, S. Jin, X. Mu, I. Wong, Y. Huang *et al.*, "Design and implementation of a tdd-based 128-antenna massive MIMO prototype system," *China Comm.*, vol. 14, no. 12, pp. 162–187, 2017.
- [41] H. Q. Ngo, E. G. Larsson, and T. L. Marzetta, "Aspects of favorable propagation in massive MIMO," in *European Signal Process. Conf.*, 2014, pp. 76–80.
- [42] K. A. Hamdi, "A useful lemma for capacity analysis of fading interference channels," *IEEE Trans. on Comm.*, vol. 58, no. 2, 2010.
- [43] R. S. Strichartz, *The way of analysis*. Jones & Bartlett Learning, 2000.