

# Herding Positive, Complex Networks

Sebastian F. Ruf<sup>1</sup>, Magnus Egerstedt<sup>1</sup>, and Jeff S. Shamma<sup>2</sup>

**Abstract**—The problem of controlling complex networks is of interest to disciplines ranging from biology to swarm robotics. However, controllability can be too strict a condition, failing to capture a range of desirable behaviors. Herdability, which describes the ability to drive a system to a specific set in the state space, was recently introduced as an alternative network control notion. This paper considers the application of herdability to the study of complex networks under the assumption that a positive system evolves on the network. The herdability of a class of networked systems is investigated and two problems related to ensuring system herdability are explored. The first is the input addition problem, which investigates which nodes in a network should receive inputs to ensure that the system is herdable. The second is a related problem of selecting the best single node from which to herd the network, in the case that a single node is guaranteed to make the system is herdable. In order to select the best herding node, a novel control energy based herdability centrality measure is introduced.

## I. INTRODUCTION

Controlling complex networks has long been of interest to the controls community [1] and has recently received considerable attention from the complex networks community [2]. Complete controllability is often used to describe the ability of a complex network to be controlled, however many systems do not require complete controllability for desired system behavior to be achieved. This paper considers instead an alternative notion known as herdability, which describes systems which are not completely controllable but for which a class of desirable behaviors are still possible [3].

This paper considers how to apply input to a complex network to ensure that a system is herdable. Herdability is particularly applicable to understanding the behavior of complex networks. A system is completely herdable if all the elements of the state can be brought above a threshold by the application of a control input. Thresholds capture an important class of behavior in biological and social systems, in which a system reaches a tipping point and as a result the behavior of a system may change dramatically. Examples of behavior driven by thresholds include quorum sensing in bacteria [4] and collective social action [5], [6].

Selecting nodes to ensure a system is herdable is an example of an input addition problem [7]. Input addition problems have been previously considered in the case of controllability of complex networks. In multi-agent systems,

this problem is referred to as the leader selection problem [8], [9], which determines the controllability of a system following consensus dynamics based on a given selection of leader nodes. More broadly, the input addition problem has been considered when seeking to ensure system controllability of a system which does not necessarily follow consensus dynamics [7], [10]–[13]. The input addition problem has also been considered for the case of a structured system [14] by applying the notion of structural controllability [15]. In the case of structured systems, it has been shown that input selection can be done efficiently [10], [12].

In the case of known dynamics, finding the minimum number of state nodes to apply input to was shown to be NP-Hard [11]. A similar problem, that of selecting nodes to ensure reachability to a specific end point or subspace, was also found to be NP-hard [16]. In contrast to these results, this paper shows that in the case of a known, positive system it is possible to determine in linear time which nodes to apply input to in order to ensure the system is herdable.

The second problem considered in this paper, that of characterizing nodes based on control energy has been also considered in the context of controllability. Selecting leader nodes while taking into account worst case control energy was considered in [17]. A number of control energy centralities were introduced in [18], some of which were extended to include considerations of robustness to noise in [19]. This paper also considers control energy; however herdability is a less stringent condition than controllability, which allows a broader array of networks to be made herdable from one node and a more comprehensive comparison to be made.

The rest of the paper is organized as follows: In Section II the basic definitions of herdable systems are introduced. Section III considers the problem of selecting nodes to ensure system herdability. In Section IV, a novel centrality measure is introduced to compare nodes in a herdable network. The paper concludes in Section V.

## II. HERDABLE SYSTEMS

A networked system can be described by its graph structure and the dynamics that act over the graph structure. Consider a graph  $\mathcal{G} = (\mathcal{V}, \mathcal{E})$ , where  $\mathcal{E}$  is the directed edge set and  $\mathcal{V} = \mathcal{V}_x \cup \mathcal{V}_u$ , where  $\mathcal{V}_x$  is the set of state nodes and  $\mathcal{V}_u$  is the set of control nodes, which together satisfy  $\mathcal{V}_x \cap \mathcal{V}_u = \emptyset$ . Let  $\|\mathcal{V}_u\| = m$  and  $\|\mathcal{V}_x\| = n$ , where  $\|\cdot\|$  denotes cardinality. Each state node  $v_i \in \mathcal{V}_x$  has an associated scalar state  $x_i$  and each control node  $\mu_i \in \mathcal{V}_u$  has a scalar input  $u_i$ . The interaction dynamics of the system are assumed to be linear:

$$\dot{x} = Ax + Bu,$$

\*This work was supported by funding from King Abdullah University of Science and Technology (KAUST).

<sup>1</sup>S.F. Ruf and M. Egerstedt are with the School of Electrical and Computer Engineering, Georgia Institute of Technology and can be reached at ruf@gatech.edu and magnus@gatech.edu resp.

<sup>2</sup>J.S. Shamma is with Computer, Electrical and Mathematical Science and Engineering Division, KAUST, Saudi Arabia, jeff.shamma@kaust.edu.sa

where  $A \in \mathbb{R}^{n \times n}$ ,  $B \in \mathbb{R}^{n \times m}$ ,  $x = [x_1, x_2, \dots, x_n]^T$ , and  $u = [u_1, u_2, \dots, u_m]^T$ . The structure of the system matrices  $(A, B)$  of the linear system are derived from the underlying graph  $\mathcal{G}$ . In general a non-zero element of  $A$ ,  $a_{ij}$ , corresponds to an edge from state node  $v_j \in \mathcal{V}_x$  to state node  $v_i \in \mathcal{V}_x$ . Similarly a non-zero element of  $B$ ,  $b_{ij}$ , corresponds to an edge from input node  $u_j \in \mathcal{V}_u$  to state node  $x_i \in \mathcal{V}_x$ .

Herdability considers the general problem of going from any initial point in the state space,  $x(0)$ , to a terminal set. Specifically, the terminal set,  $\mathcal{H}_d$ , is a shifted positive orthant, defined as  $\mathcal{H}_d = \{x \in \mathbb{R}^n : x_i \geq d\}$ . The following definition characterizes the complete herdability of a system.

**Definition 1.** A system is completely herdable if  $\forall x(0) \in \mathbb{R}^n$  and  $\forall d \geq 0$  there exists a finite time  $T$  and an input  $u(t)$ ,  $t \in [0, T]$  s.t.  $x(T) \in \mathcal{H}_d$  under control input  $u(t)$ .

This paper makes the assumption that the dynamics evolving over the network correspond to consensus dynamics, which are an example of a positive system.

The study of positive systems covers a large range of complex networks, including subject areas ranging from epidemic spread and, more generally, compartmental systems in biology to consensus in opinion dynamics and robotics [20]. As shown in [3], the herdability of a positive system can be characterized based on its underlying graph structure.

**Theorem 1** (Theorem 4 from [3]). A positive linear system is completely herdable if and only if it is input connectable, i.e. there is a path from an input to any state node in the underlying graph structure.

This paper considers the implication of the above Theorem for the application of herdability to a positive system. Note that a system is positive if the weights between nodes in a network are positive. As most complex network representations are either unweighted or have positive weights, it is reasonable to assume that the underlying dynamic is positive.

For a given linear system, the input connectability of the system can be checked by verifying that a directed spanning forest rooted at the control inputs covers all state nodes. Generating a directed spanning tree rooted at a node can be done in linear time via breadth-first or depth-first search [21], allowing system herdability to be checked efficiently.

Let us consider in greater depth how herdability differs from controllability, specifically with regard to symmetry with respect to an input. The two major lines of work on the controllability of networks, that of structural controllability and consensus dynamics over networks, have identified symmetry with respect to a control input as an sufficient condition for the loss of controllability of a system [8], [15].

Symmetric nodes must be controlled together, which violates the condition of complete controllability. As herdability looks only at driving the state to be larger than some threshold, the herdability condition is satisfied even when the symmetric nodes are controlled to the same point. An illustrative case of symmetric systems is the star graph, shown in Fig. 1. The fact that symmetry degrades controllability explains why past analysis of controllability of complex

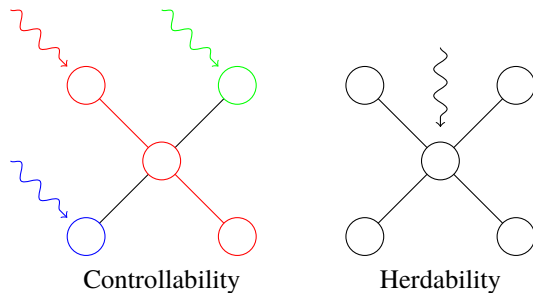


Fig. 1: Controllability analysis will select 3 nodes in order to ensure controllability of the system. Herdability (under the assumption of a positive system) can select any node, including the middle node, as symmetry does not degrade the ability to herd the network.

networks has found that driver node selection avoids hubs [10].

### III. SELECTING HERDING NODES

The previous section considered the herdability of a given positive, linear system. It is often the case when interacting with networked systems that instead of being given an existing set of interconnections with input nodes, the problem is one of selecting the state nodes with which to interact to ensure the system is herdable, i.e. to design the  $B$  matrix of the linear system. To this end, this section considers the input selection problem: how to select a minimal subset,  $\mathbb{H}$ , consisting of  $N_H$  state nodes that ensures herdability of the system, where each element of  $\mathbb{H}$  is called a herding node. Note that based on the desired terminal set, once  $\mathbb{H}$  is identified, system herdability can be ensured with a  $B \in \mathbb{R}^n$  which is 1 at position  $i$  if  $i \in \mathbb{H}$  and 0 else.

Consider now the problem of making a given system herdable by adding input to make a network input connectable. The solution to this problem will be called a Herding Cover. In order to generate a herding cover, the system must first be decomposed into strongly connected components (SCCs). This can be achieved in linear time by Kosaraju's algorithm [21]. Once the strongly connected components are identified, a graph condensation is performed which generates a directed acyclic representation of the graph  $\mathcal{G}$ , represented as  $\mathcal{G}_a = (\mathcal{V}_a, \mathcal{E}_a)$ . Each element of  $\mathcal{V}_a$  represents a strongly connected component of  $\mathcal{G}$  and an edge is in  $\mathcal{E}_a$  if there is a link in  $\mathcal{E}$  between any nodes in the respective SCCs [22]. Let  $N_r$  be the number of roots of this acyclic representation.

**Theorem 2.** It holds that

$$N_H = N_r.$$

As such,  $N_H$  can be determined in linear time.

*Proof.* Consider the acyclic representation of the system graph. Each root node of this graph represents a SCC of the graph that has no in-bound edges from other SCCs. By applying input to one node from each such SCC, then by the definition of strong connectivity the entire SCC is herdable

Type	Name	N	L	Dir.	$n_w$	$n_H$	$n_c$
Collaboration	Astro-Physics [23]	16,706	242,502	U	1	0.062	0.080
	Condensed Matter Physics [23]	16,726	95,188	U	1	0.071	0.108
	Cond. Mat. Physics 2003 [23]	31,163	240,058	U	1	0.051	0.090
	Cond. Mat. Physics 2005 [23]	40,421	351,384	U	1	0.045	0.083
	High Energy Physics [23]	8,361	31,502	U	1	0.159	0.208
	Network Science [24]	1,589	5,484	U	1	0.249	0.260
	Jazz [25]	198	5,484	U	1	0.005	0.005
	General Relativity [26]	26,196	28,980	U	1	0.813	0.827
Biological	C. Elegans Neural [27]	306	2,345	D	3.7	0.121	0.190
	Protein Interaction [28]	2,114	4,480	U	1	0.197	0.462
	Dolphin Social [29]	62	318	U	1	0.016	0.032
Infrastructure	Western US Power Grid [27]	4,941	13,188	U	1	0.0002	0.116
	Top Airports [30]	500	5960	U	1	0.002	0.250
	Football Games [31]	115	1,226	U	1	0.009	0.009
Online	UCIonline [32]	1,899	20,296	D	138	0.291	0.323
	Political Blogs [33]	1,490	19,025	D	1.89	0.340	0.471
Friendship	Third Grade [34]	22	177	D	1	0.046	0.046
	Fourth Grade [34]	24	161	D	1	0.042	0.042
	Fifth Grade [34]	22	103	D	1	0.046	0.046
	Highschool [35]	73	243	D	2	0.137	0.178
	Fraternity [36]	58	1,934	U	1	0.017	0.017
	EIES 1 [37]	32	650	D	1	0.031	0.031
	EIES 2 [37]	32	759	D	1	0.031	0.031
	Mine [38]	15	88	U	1	0.067	0.067

TABLE I: For each network, the table shows the number of nodes  $N$ , the number of edges  $L$ , whether the network is Undirected or Directed, the ratio of number of herding nodes to number of weakly connected components  $n_w = \frac{N_H}{N_w}$ , the fraction of herding nodes  $n_H = \frac{N_H}{N}$ , the fraction of driver nodes  $n_c = \frac{N_c}{N}$ .

as well as all nodes downstream from the given SCC. As input is applied to all roots, the entire system is herdable.

This spanning forest representation can be computed in linear time with respect to the original network size. The roots of this forest representation can be found in linear time, by checking each node in  $\mathcal{N}_a$  to find the node with zero in-degree.  $\square$

**Corollary 1.** *If the graph is undirected or consists of disjoint strongly connected components, then*

$$N_H = N_w,$$

where  $N_w$  is the number of weakly connected components.

**Corollary 2.** *If the directed graph  $\mathcal{G}$  is strongly connected, then any one node set forms the root of a Herding Cover.*

Table I shows results for analysis of the fraction of herding nodes,  $n_H$ , compared with the fraction of driver nodes,  $n_c$ , from the controllability analysis of [10]. Across all considered networks  $n_H \leq n_c$ . In 15 of the 24 networks, herdability requires communication with fewer nodes than controlling the network as  $n_H < n_c$ . There are some networks, such as the Western US Power Grid, where  $n_H \ll n_c$ . These networks consist of a single SCC, which can be made

herdable with one herding node as shown in Corollary 2.

#### IV. HERDABILITY CENTRALITY

If the system is herdable from any one node, a secondary issue arises of selecting which one node to use as the herding node. To select between nodes in a SCC, a new herdability centrality measure is proposed which takes into account the energy required to drive the system into the set  $\mathcal{H}_d$ . While many networks are not necessarily strongly connected, as mentioned previously any directed graph can be broken down into a non-overlapping set of SCCs in linear time; allowing each SCC to be considered individually to determine the herdability centrality.

Consider the problem of entering  $\mathcal{H}_d$  from the origin with minimal control energy:

$$\begin{aligned}
 J(B, d) &= \min_{u(t)} \int_0^{t_f} \|u(\tau)\|^2 d\tau \\
 \text{s.t. } \dot{x}(t) &= Ax(t) + Bu(t), \quad t \in [0, t_f] \\
 x(t_f) &\in \mathcal{H}_d \\
 x(0) &= 0_n,
 \end{aligned} \tag{1}$$

where the minimum energy,  $J$ , is parameterized by the structure of the interaction with the control inputs, given in the matrix  $B$ , and by  $d > 0$  which is assumed to be fixed.

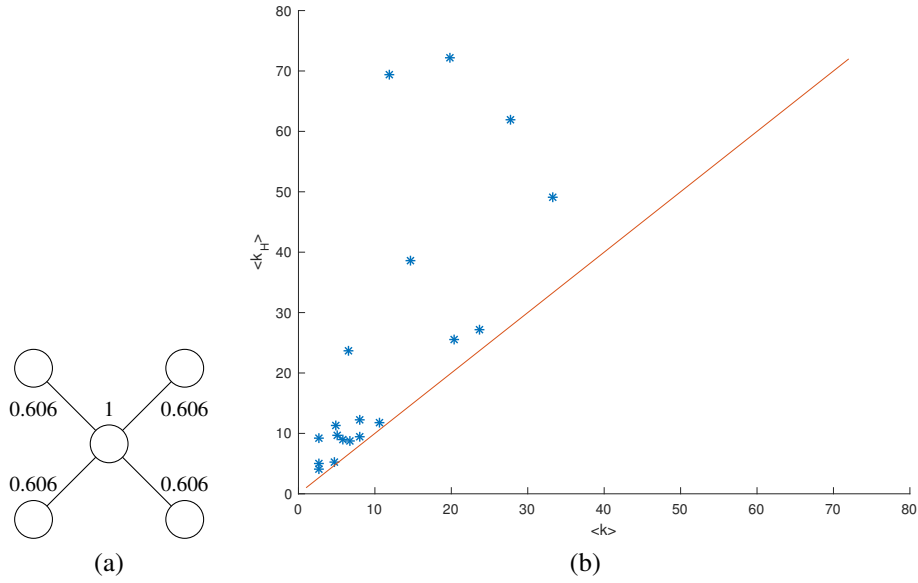


Fig. 2: Herdability Centrality and Hubs: (a) Herdability centrality of a hub. (b) Plot of average degree of the complete network vs average degree of the top 10% most herdable nodes, with a line representing average network degree.

The formulation in Eq. (1) can be contrasted with the minimum energy optimal control problem as typically studied, i.e. in the context of completely controllable systems. Specifically the desired end position of the system is typically a desired final point  $x_f$  instead of the set  $\mathcal{H}$ . In general, for systems that are not completely controllable, there is no guarantee that a desired  $x_f$  or even  $\mathcal{H}$  can be reached. However if the system is herdable, then by definition the reachable subspace from  $0_n$ ,  $R(0)$  intersects the set  $\mathcal{H}_d$ .

**Lemma 1.** *If the system is herdable, then the minimum energy to reach  $\mathcal{H}_d$  is of the form*

$$x_f^T W_c^+ x_f,$$

where  $x_f \in \mathcal{H}_d \cap R(0)$ , and  $W_c^+$  is the Moore-Penrose pseudo-inverse of the controllability gramian:

$$W_c = \int_0^{t_f} e^{A\tau} B B^T e^{A^T \tau} d\tau.$$

*Proof.* If the network is herdable then  $\exists x_f \in \mathcal{H}_d \cap R(0)$ . This reachable  $x_f$  allows the use of a number of properties of the controllability gramian. To reach  $\forall x_f \in R(0) \cap \mathcal{H}_d$  requires an input  $u(t)$  that satisfies  $\int_0^t e^{A(t-\tau)} B u(\tau) d\tau = x_f$ . This  $u(t)$  will have the form  $u(t) = B^T e^{A^T t} p$  where  $W_c p = x_f$ . There exists a solution to  $W_c p = x_f$  as  $R(0) = \text{range}(W_c)$  i.e. that  $x_f \in \text{range}(W_c)$ . These solutions are of the form

$$p^* = W_c^+ x_f + [I - W_c^+ W_c] x_f$$

with  $p^* = W_c^+ x_f$  as the unique solution in the range of  $W_c$ , where  $W_c^+$  can here refer to any generalized inverse [39]. If  $W_c^+$  refers specifically to the Moore Penrose Inverse (or any generalized reflexive inverse) the form of the minimum energy to reach  $x_f$  is  $x_f^T W_c^+ x_f$ .  $\square$

With the analytical expression for the minimum energy to reach  $x_f$ , it is possible to reframe Eq. (1) as the problem of choosing the optimal  $x_f$  in the set  $\mathcal{H}_d \cap R(0)$ :

$$\begin{aligned} \min_{x_f} & x_f^T W_c^+ x_f \\ \text{s.t.} & x_f \geq d \\ & x_f \in R(0) \\ & x(0) = 0_n. \end{aligned}$$

Here the problem can once again be simplified further based on properties of the controllability gramian. As  $W_c$  is a symmetric, real matrix, the eigenvectors of  $W_c$  are mutually orthogonal and the eigenvectors with non-zero eigenvalues span the range of  $W_c$  [40]. When  $\text{rank}(W_c) = r \leq n$  there are  $r$  eigenvectors  $\{v_1, \dots, v_r\}$  associated with the  $r$  non-zero eigenvalues  $\lambda_1, \dots, \lambda_r$  which form an orthonormal basis for  $\text{range}(W_c)$ . Therefore as  $x_f \in \text{range}(W_c)$

$$x_f = \sum_{i=1}^r \alpha_i v_i. \quad (2)$$

Using that  $v_i$  are orthonormal and also eigenvectors of  $W_c^+$  with associated eigenvalues  $\frac{1}{\lambda_i}$ , substituting in Eq. (2) gives

$$\begin{aligned} \min_{\alpha} & \sum_{i=1}^r \frac{\alpha_i^2}{\lambda_i} \\ \text{s.t.} & V \alpha \geq d, \end{aligned} \quad (3)$$

where  $V = [v_1 \dots v_r]$ . The problem in Eq. (3) can be more efficiently solved than that in Eq. (1), allowing larger networks to be analyzed.

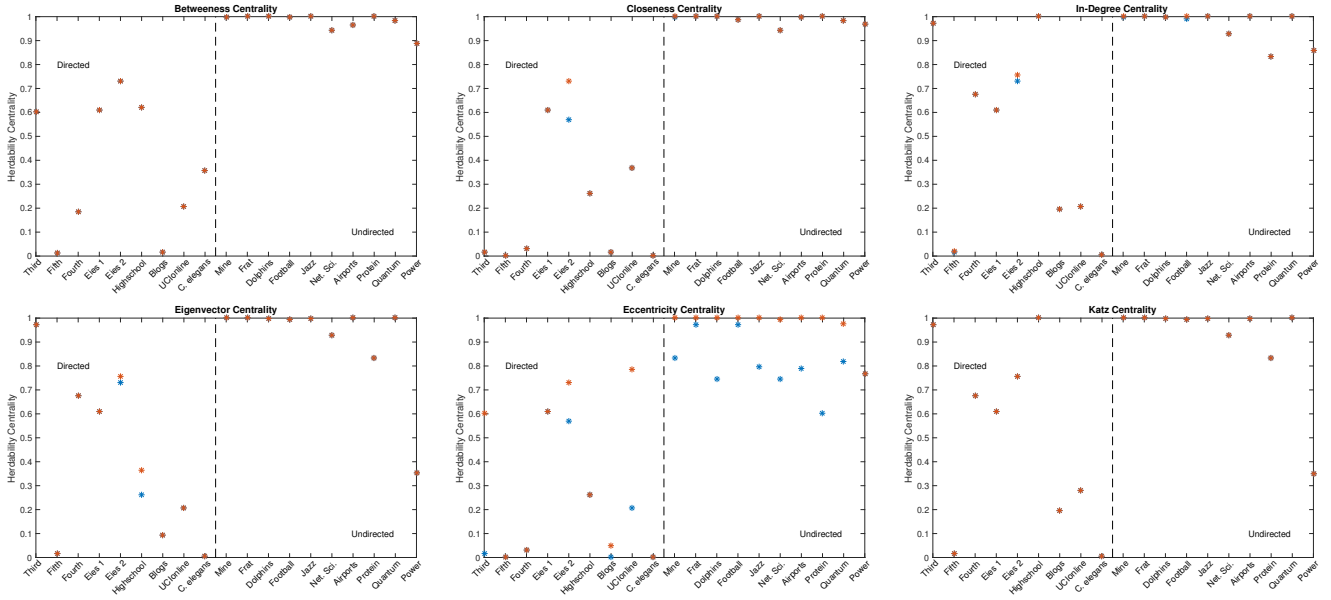


Fig. 3: Selecting the Highest Herdability Node: Each subgraph considers a different centrality measure and shows the highest (in red) and lowest (in blue if present) herdability centrality of the node(s) identified as having the highest value for each respective centrality. Within each categorization (directed or undirected) the networks are organized starting with the smallest network on the left. In all undirected networks, all calculated centrality measures have high herdability centrality. In some directed networks, In-Degree and Katz centrality identify high herdability nodes.

### A. Calculating Herdability Centrality

With a simplified version of the minimum energy optimal control problem in hand, it is possible to move on to calculating herdability centrality. Each state node of the herdable system is considered in turn as the sole input node allowing the calculation of  $J_i = J(e_i, d)$ , where  $e_i \in \mathbb{R}^n$  is 1 at position  $i$  and 0 elsewhere, and  $d > 0$  is fixed. The quantity  $J_i$  is the minimum energy to reach  $\mathcal{H}$  using only node  $i$  as control input. In order to compare the minimum energy across nodes, the herdability centrality for node  $i$ ,  $HC_i$ , is defined as

$$HC_i = \frac{\min_k \{J_k\}}{J_i}.$$

Herdability centrality is normalized to be between 0 and 1. As reaching  $\mathcal{H}$  with minimum energy is the chosen metric when interacting with these networks, the node(s) with minimum energy to reach  $\mathcal{H}$  across all nodes will have the highest herdability centrality.

For the purpose of calculating herdability centrality of existing complex networks, the largest SCC of each considered network is used as the underlying interaction topology. The dynamics are assumed to be a modification of consensus dynamics, related to the opinion dynamic model of Taylor, which captures the effect of an external source of information on the opinion of an agent [41]. When node  $i$  is the sole

herding node, the consensus dynamics are as follows:

$$\begin{aligned} \dot{x}_j(t) &= \sum_{z \in \mathcal{N}_j} (x_z(t) - x_j(t)), \quad \forall j \neq i \\ \dot{x}_i(t) &= \sum_{k \in \mathcal{N}_i} (x_k(t) - x_i(t)) + u(t) - x_i(t), \end{aligned}$$

where  $\mathcal{N}_i$  is the set of nodes with edges entering node  $i$ . In order to improve efficiency of the calculation, the final time is taken to be  $t_f = \infty$  as the infinite horizon controllability grammian can be solved for efficiently, if  $A$  is stable, as the solution to the continuous time Lyapunov equation  $AW_c + W_cA + BB^T = 0$ . Note that while consensus does not normally provide a stable  $A$ , the model above does.

As mentioned previously, herdability allows hubs to be selected to herd complex systems, though it is not known a priori that hubs will indeed be selected. Fig. 2(a) shows that the center node of the hub has the highest herdability centrality, and therefore requires the least energy to reach  $\mathcal{H}_d$ . Fig. 2(b) shows that the introduced herdability centrality tends to select nodes that have higher than average degree, i.e. that herdability centrality tends to select hubs.

### B. Comparison to Other Centrality Measures

Given that herdability centrality tends to select high degree nodes, the question becomes whether it is possible to forgo the computationally expensive herdability centrality calculation in favor of an inexpensive graph structure based calculation. Table II introduces a number of centrality measures which will be compared against herdability centrality.

Fig. 3 shows that while high herdability centrality nodes tend to have high degree, the highest in-degree node does not

Name	Description
In-Degree Centrality	The number of in-bound edges
Eccentricity	The maximum distance from the node to any other node
Closeness Centrality	The sum of the reciprocal of the distance to each other nodes
Betweenness Centrality	The number of shortest paths that pass through the node divided by the total number of shortest paths between two nodes
Eigenvalue Centrality	For node $i$ , the $i$ th component of the dominant eigenvector of the Adjacency Matrix
Katz Centrality [42]	The weighted sum of all paths, where a path of length $d$ receives a weight of $\alpha^d$ , $\alpha > 0$ .

TABLE II: Description of Centrality Measures

necessarily have high herdability centrality. This holds for all centrality measures considered. In 8 of the 19 networks considered the traditional centrality measures overlap with the highest herdability centrality nodes. However, there is no single centrality measure which can be used reliably to select the minimum energy herding node. The overlap between herdability centrality and existing measures tends to occur in undirected networks. As control energy is related to the symmetry structure of the network [9], it may be that, in undirected networks, the existing centrality measures provide information about the symmetry structure. Examining the directed networks shows that size of the network seems to have no impact on overlap. For example, in the Fifth Grade Friendship network,  $N = 22$ , all considered centrality measures select a node with low herdability centrality.

## V. CONCLUSION

This paper considers the application of the notion of herdability to the control of complex, positive networks. Input selection for these networks was shown to be possible in linear time. A novel centrality measure was introduced, which tends to select hubs to drive a system with minimum energy to a desired terminal set, even though hubs are not selected when considering the controllability of the system. It is shown that many centrality measures are not suitable for selecting herding nodes, especially in directed networks. The notion of herdability examines more explicitly the existing assumptions about interacting with complex networks and in doing so helps bring new insight into the control theoretic characterization of complex networks.

## REFERENCES

- [1] D. D. Siljak, *Decentralized control of complex systems*. Dover Books, 1991.
- [2] Y.-Y. Liu and A.-L. Barabási, "Control principles of complex networks," *Reviews of Modern Physics*, 2016.
- [3] S. F. Ruf, M. Egerstedt, and J. S. Shamma, "Herdable systems of signed, directed graphs," in *American Control Conference*, 2018.
- [4] M. B. Miller and B. L. Bassler, "Quorum sensing in bacteria," *Annual Reviews in Microbiology*, vol. 55, no. 1, pp. 165–199, 2001.
- [5] M. Granovetter, "Threshold models of collective behavior," *American Journal of Sociology*, vol. 83, no. 6, pp. 1420–1443, 1978.
- [6] T. C. Schelling, "Dynamic models of segregation," *Journal of Mathematical Sociology*, vol. 1, no. 2, pp. 143–186, 1971.
- [7] C. Commault and J.-M. Dion, "Input addition and leader selection for the controllability of graph-based systems," *Automatica*, 2013.

- [8] A. Rahmani, M. Ji, M. Mesbahi, and M. Egerstedt, "Controllability of multi-agent systems from a graph-theoretic perspective," *SIAM Journal on Control and Optimization*, vol. 48, no. 1, pp. 162–186, 2009.
- [9] S. Martini, M. Egerstedt, and A. Bicchi, "Controllability analysis of multi-agent systems using relaxed equitable partitions," *International Journal of Systems, Control and Communications*, 2010.
- [10] Y.-Y. Liu, J.-J. Slotine, and A.-L. Barabási, "Controllability of complex networks," *Nature*, vol. 473, no. 7346, pp. 167–173, 2011.
- [11] A. Olshevsky, "Minimal controllability problems," *IEEE Transactions on Control of Network Systems*, vol. 1, no. 3, pp. 249–258, 2014.
- [12] S. Pequito, S. Kar, and A. P. Aguiar, "A framework for structural input/output and control configuration selection in large-scale systems," *IEEE Transactions on Automatic Control*, 2016.
- [13] V. Tzoumas, M. A. Rahimian, G. J. Pappas, and A. Jadbabaie, "Minimal actuator placement with bounds on control effort," *IEEE Transactions on Control of Network Systems*, 2016.
- [14] J.-M. Dion, C. Commault, and J. Van Der Woude, "Generic properties and control of linear structured systems: A survey," *Automatica*, vol. 39, no. 7, pp. 1125–1144, 2003.
- [15] C. T. Lin, "Structural controllability," *IEEE Transactions on Automatic Control*, vol. 19, no. 3, pp. 201–208, 1974.
- [16] V. Tzoumas, A. Jadbabaie, and G. J. Pappas, "Minimal reachability problems," *arXiv preprint arXiv:1503.07021*, 2015.
- [17] F. Pasqualetti, S. Zampieri, and F. Bullo, "Controllability metrics, limitations and algorithms for complex networks," *IEEE Transactions on Control of Network Systems*, vol. 1, no. 1, pp. 40–52, 2014.
- [18] T. H. Summers, F. L. Cortesi, and J. Lygeros, "On submodularity and controllability in complex dynamical networks," *IEEE Transactions on Control of Network Systems*, vol. 3, no. 1, pp. 91–101, 2016.
- [19] K. Fitch and N. E. Leonard, "Optimal leader selection for controllability and robustness in multi-agent networks," in *European Control Conference*. IEEE, 2016, pp. 1550–1555.
- [20] L. Farina and S. Rinaldi, *Positive Linear Systems: Theory and Applications*. John Wiley & Sons, 2011, vol. 50.
- [21] J. Kleinberg and E. Tardos, *Algorithm Design*. Pearson Education India, 2006.
- [22] F. Harary, *Structural Models: An Introduction to the Theory of Directed Graphs*. John Wiley & Sons Inc., 2005.
- [23] M. E. Newman, "The structure of scientific collaboration networks," *Proceedings of the National Academy of Sciences*, 2001.
- [24] —, "Finding community structure in networks using the eigenvectors of matrices," *Physical Review E*, 2006.
- [25] P. M. Gleiser and L. Danon, "Community structure in jazz," *Advances in Complex Systems*, vol. 6, no. 04, pp. 565–573, 2003.
- [26] J. Leskovec, J. Kleinberg, and C. Faloutsos, "Graph evolution: Densefication and shrinking diameters," *ACM Transactions on Knowledge Discovery from Data (TKDD)*, vol. 1, no. 1, p. 2, 2007.
- [27] D. J. Watts and S. H. Strogatz, "Collective dynamics of 'small-world' networks," *Nature*, vol. 393, no. 6684, pp. 440–442, 1998.
- [28] H. Jeong, S. P. Mason, A.-L. Barabási, and Z. N. Oltvai, "Lethality and centrality in protein networks," *Nature*, 2001.
- [29] D. Lusseau, K. Schneider, O. J. Boisseau, P. Haase, E. Slooten, and S. M. Dawson, "The bottlenose dolphin community of doubtful sound features a large proportion of long-lasting associations," *Behavioral Ecology and Sociobiology*, vol. 54, no. 4, pp. 396–405, 2003.
- [30] V. Colizza, R. Pastor-Satorras, and A. Vespignani, "Reaction-diffusion processes and metapopulation models in heterogeneous networks," *Nature Physics*, vol. 3, no. 4, pp. 276–282, 2007.
- [31] M. Girvan and M. E. Newman, "Community structure in social and biological networks," *Proceedings of the National Academy of Sciences*, vol. 99, no. 12, pp. 7821–7826, 2002.
- [32] T. Opsahl and P. Panzarasa, "Clustering in weighted networks," *Social Networks*, vol. 31, no. 2, pp. 155–163, 2009.
- [33] L. A. Adamic and N. Glance, "The political blogosphere and the 2004 us election: Divided they blog," in *Proceedings of the 3rd international Workshop on Link Discovery*. ACM, 2005, pp. 36–43.
- [34] J. G. Parker and S. R. Asher, "Friendship and friendship quality in middle childhood: Links with peer group acceptance and feelings of loneliness and social dissatisfaction," *Developmental Psychology*, vol. 29, no. 4, p. 611, 1993.
- [35] J. S. Coleman, "Introduction to mathematical sociology," *Introduction to Mathematical Sociology*, 1964.
- [36] H. R. Bernard, P. D. Killworth, and L. Sailer, "Informant accuracy in social network data iv: A comparison of clique-level structure in behavioral and cognitive network data," *Social Networks*, 1979.

- [37] S. C. Freeman and L. C. Freeman, *The Networkers Network: A Study of the Impact of a New Communications Medium on Sociometric Structure*. School of Social Sciences University of Calif., 1979.
- [38] B. Kapferer, *Norms and the Manipulation of Relationships in a Work Context*, 1969.
- [39] M. James, "The generalised inverse," *The Mathematical Gazette*, vol. 62, no. 420, pp. 109–114, 1978.
- [40] R. A. Horn and C. R. Johnson, *Matrix Analysis*. Cambridge University Press, 2012.
- [41] M. Taylor, "Towards a mathematical theory of influence and attitude change," *Human Relations*, vol. 21, no. 2, pp. 121–139, 1968.
- [42] L. Katz, "A new status index derived from sociometric analysis," *Psychometrika*, vol. 18, no. 1, pp. 39–43, 1953.