

Lattice computation of the Dirac eigenvalue density in the perturbative regime of QCD

Katsumasa Nakayama,^{1,2,*} Hidenori Fukaya,³ and Shoji Hashimoto^{2,4}

¹*Department of Physics, Nagoya University, Nagoya, 464-8602, Japan*

²*KEK Theory Center, High Energy Accelerator Research
Organization (KEK), Tsukuba 305-0801, Japan*

³*Department of Physics, Osaka University, Toyonaka 560-0043, Japan*

⁴*School of High Energy Accelerator Science,
The Graduate University for Advanced Studies (Sokendai), Tsukuba 305-0801, Japan*

(Dated: November 13, 2021)

Abstract

The eigenvalue spectrum $\rho(\lambda)$ of the Dirac operator is numerically calculated in lattice QCD with 2+1 flavors of dynamical domain-wall fermions. In the high-energy regime, the discretization effects become significant. We subtract them at the leading order and then take the continuum limit with lattice data at three lattice spacings. Lattice results for the exponent $\partial \ln \rho / \partial \ln \lambda$ are matched to continuum perturbation theory, which is known up to $O(\alpha_s^4)$, to extract the strong coupling constant α_s .

* katumasa@post.kek.jp

I. INTRODUCTION

The Dirac operator D is a fundamental building block of gauge theories such as Quantum Chromodynamics (QCD), the underlying theory of strong interaction. It defines the interaction between quarks and the background gauge field in a gauge invariant manner. Any observable consisting of quarks in QCD can be written in terms of its eigenmodes, *i.e.* eigenvalues and their associated eigenfunctions, after an average over background gauge configurations with a weight determined by the path-integral formulation. The eigenvalues are gauge invariant and any quantity built from them is invariant under gauge transformations.

The eigenvalue distribution of the Dirac operator reflects the dynamics of QCD. The best-known example is the Banks-Casher relation [1], which relates the near-zero eigenvalue density to the chiral condensate $\langle \bar{\psi}\psi \rangle$, the order parameter of spontaneous chiral symmetry breaking in QCD. In the lattice simulation of QCD, the determination of the chiral condensate can therefore be performed by numerically counting the number of near-zero eigenmodes on finite-volume lattices. In order to correctly identify the near-zero eigenmodes, chiral symmetry needs to be precisely realized in the lattice fermion formulation. A previous work [2, 3] utilized a chirally symmetric lattice operator, the so-called overlap-Dirac operator, and explicitly calculated the individual eigenvalues to obtain the near-zero eigenvalue density. The eigenvalue density can also be estimated stochastically. The first such attempt was performed using Wilson fermions [4]. More recently we applied a slightly different stochastic approach to calculate the eigenvalue spectrum of domain-wall fermions, which are also chiral lattice fermions, and achieved a precise determination of the chiral condensate [5].

Apart from the near-zero eigenvalues, the eigenvalue spectrum $\rho(\lambda)$ carries more information about the dynamics of the system. In particular, its scale dependence $d\rho(\lambda)/d\lambda$ is precisely estimated by perturbation theory at sufficiently high energy scales where the strong coupling constant α_s is small, *i.e.* $\lambda \gg \Lambda_{\text{QCD}}$, with Λ_{QCD} the QCD scale. It is therefore of interest to test the perturbative expansion of QCD against non-perturbatively calculated lattice results. So far, tests of high-order perturbation theory against non-perturbative lattice calculations have been performed for the vacuum polarization function at the order of α_s^4 [6, 7] and for the charmonium correlation function at α_s^3 [8, 9]. Additionally, stochastic perturbation theory has been applied to simple quantities such as the plaquette [10] and

the static quark self-energy [11]. In this work, we perform another such test at α_s^4 for the scale dependence of $\rho(\lambda)$. Since the spectral function can be calculated very precisely on the lattice, it also serves as an input for the determination of α_s .

There have been a number of lattice studies of the spectral function aiming at finding the so-called *conformal* regime of many-flavor QCD or related models, see *e.g.* [13, 14] for instance, and [22] applied the same technique to two-flavor QCD. For the systems that have conformal (or scale) invariance, the scale dependence of the spectral density may be parametrized by a constant γ_* , which corresponds to the mass anomalous dimension of associated fermions. For QCD, for which the coupling constant runs and eventually diverges in the low-energy region, this relation does not hold beyond the one-loop level. See the discussions in Section II for details.

This paper presents a lattice calculation of the Dirac spectral density in the perturbative regime. We calculate the eigenvalue density in the whole energy range from zero up to the lattice cutoff with the domain-wall fermion formulation using a stochastic technique to evaluate the average number of eigenvalues in small intervals. The lattice results for the eigenvalue density are then extrapolated to the continuum limit using data at three lattice spacings in the range $a \simeq 0.044\text{--}0.080$ fm. We then investigate the consistency with continuum perturbation theory, which is available up to $O(\alpha_s^4)$. We also attempt to extract α_s using the spectral function as an input.

Since we are interested in a relatively high-energy region where the Dirac eigenvalue λ is not much smaller than the lattice cutoff $1/a$, discretization effects need to be eliminated as far as possible, in order to achieve precise results. At tree level we calculate the eigenvalue of the Dirac operator constructed from domain-wall fermions and identify discretization effects. It turns out that discretization effects can be significantly reduced by choosing a value of Pauli-Villars mass different from its standard value. Domain-wall fermions are first defined in five-dimensional space and the eigenmodes on their four-dimensional surface are taken as the physical fermion modes. Our construction corresponds to a slightly different prescription to cancel the bulk effects of the five-dimensional fermion modes leaving the physical modes on the four-dimensional surface. Using this scheme, the remaining discretization effects are made small, so that we are able to extrapolate the lattice data to the continuum limit with a linear ansatz in a^2 .

The rest of this paper is organized as follows. In Section II we briefly discuss the per-

turbative results for the Dirac spectral density in QCD. It contains a review of perturbative results for the spectral function $\rho(\lambda)$ and its exponent. A discussion of the discretization effects for domain-wall fermions is given in Section III. We then describe the lattice setup as well as the method to calculate the eigenvalue density in Section IV. The lattice results are presented and compared with the perturbative expansion in Section V. The extraction of the strong coupling constant is discussed in Section VI. Our conclusions are in Section VII. Some details of the perturbative coefficients are in Appendix A, and a discussion of the locality of the modified Dirac operator we used in this work is found in Appendix B.

A preliminary version of this work was presented in [23].

II. DIRAC EIGENVALUE DENSITY

The eigenvalue density $\rho(\lambda)$ of the Dirac operator D is defined as

$$\rho(\lambda) = \frac{1}{V} \left\langle \sum_k \delta(\lambda - \lambda_k) \right\rangle, \quad (\text{II.1})$$

where $\langle \dots \rangle$ stands for an average over gauge field configurations. The eigenvalue λ_k of D depends on the background gauge field. In the free quark limit, λ_k may be labeled by the four-momentum p_μ as $|\lambda_k|^2 = p_\mu^2$, and the eigenvalue density is given by a surface of a three-dimensional sphere in momentum space: $\rho_{\text{free}}(\lambda) = N_c(3/4\pi^2)|\lambda|^3$. (N_c is the number of colors, $N_c = 3$.) In theories that exhibit conformal invariance, there exists a relation $\rho_{\text{FP}} \sim |\lambda|^{4/(1+\gamma_*)-1}$ with γ_* the mass anomalous dimension of the theory [12]. It also applies to the case where the theory approaches a renormalization group fixed point. This relation has been utilized to extract the mass anomalous dimension at the fixed point in many-flavor QCD-like theories [13, 14].

In QCD, the spectral density has been perturbatively calculated in the $\overline{\text{MS}}$ scheme to order α_s^3 [15, 16] using

$$\rho^{\overline{\text{MS}}}(\lambda) = \frac{3|\lambda|^3}{4\pi^2} \left[1 - \rho^{(1)} \frac{\alpha_s(\mu)}{\pi} - \rho^{(2)} \left(\frac{\alpha_s(\mu)}{\pi} \right)^2 - \rho^{(3)} \left(\frac{\alpha_s(\mu)}{\pi} \right)^3 + O \left(\left(\frac{\alpha_s(\mu)}{\pi} \right)^4 \right) \right], \quad (\text{II.2})$$

where the coefficients $\rho^{(i)}$ depend on λ and are calculated as

$$\rho^{(1)} = 8 \left(L_\lambda - \frac{5}{12} \right), \quad (\text{II.3})$$

$$\rho^{(2)} = \frac{1}{8} \left[\frac{1}{2} \left(52N_f - \frac{4406}{9} + \frac{32}{3}\zeta_3 \right) - \frac{32}{9}(5N_f - 141)L_\lambda + \frac{32}{9}(2N_f - 81) \left(\frac{3}{2}L_\lambda^2 - \frac{\pi^2}{8} \right) \right], \quad (\text{II.4})$$

$$\rho^{(3)} = \frac{1}{32} \left[c_{40} \left(2L_\lambda^3 - \frac{\pi^2}{2}L_\lambda \right) + c_{41} \left(\frac{3}{2}L_\lambda^2 - \frac{\pi^2}{8} \right) + c_{42}L_\lambda + \frac{1}{2}c_{43} \right]. \quad (\text{II.5})$$

Here, $L_\lambda \equiv \ln(\lambda/\mu)$ and μ denotes the renormalization scale. The numerical constants are $\zeta_3 \simeq 1.20205$ and $c_{40} \simeq 4533.33$, $c_{41} \simeq -11292.4$, $c_{42} \simeq 12648.1$, $c_{43} \simeq -15993.5$ for $N_f = 3$ dynamical fermion flavors [16]. Numerical results for $N_f = 2$ are also available in [16]. The Dirac eigenvalue λ is renormalized in the same way as the quark mass. It is therefore scale dependent, and the scale is set to μ , *i.e.* $\lambda(\mu)$. Here and in the following sections, we suppress this scale dependence for brevity. λ denotes its absolute value $|\lambda|$. (λ is pure imaginary in the Euclidean continuum theory.)

One can reconstruct the scale-dependent coefficient of the next order, *i.e.* $O(\alpha_s^4)$, through the renormalization group equation. Namely, we start from

$$0 = \left[\frac{\partial}{\partial \ln \mu} - \gamma_m(\alpha_s) \left(1 + \lambda \frac{\partial}{\partial \lambda} \right) + \beta(\alpha_s) \frac{\partial}{\partial \alpha_s} \right] \rho(\lambda), \quad (\text{II.6})$$

which follows from the scale invariance of the mode number, an integral of the spectral density $\int_0^M d\lambda \rho(\lambda)$ with an upper limit M [4]. This can also be understood from the scale invariance of the scalar density operator $m\bar{q}q$. Since the spectral function is given by the chiral condensate $\langle \bar{q}q \rangle$ with the valence quark mass set to an imaginary value $i|\lambda|$, the renormalization group equation is identical to that for $\bar{q}q$. Here the beta function $\beta(\alpha_s)$ and mass anomalous dimension $\gamma_m(\alpha_s)$ are defined as

$$\beta(\alpha_s) \equiv \frac{\partial \alpha_s}{\partial \ln \mu}, \quad (\text{II.7})$$

$$\gamma_m(\alpha_s) \equiv -\frac{\partial \ln m(\mu)}{\partial \ln \mu}, \quad (\text{II.8})$$

and known up to $O(\alpha_s^6)$ and $O(\alpha_s^5)$, respectively. Their explicit forms are summarized in Appendix A for convenience. Since the μ -dependence of $\rho(\lambda)/\lambda^3$ appears only through the form $L_\lambda = \ln \lambda/\mu$, we may rewrite (II.6) as

$$(1 + \gamma_m) \frac{\partial}{\partial L_\lambda} K(\alpha_s, L_\lambda) = \left(\beta(\alpha_s) \frac{\partial}{\partial \alpha_s} - 4\gamma_m(\alpha_s) \right) K(\alpha_s, L_\lambda) \quad (\text{II.9})$$

with $K(\alpha_s, L_\lambda)$ defined by $\rho(\lambda) = (3/4\pi^2)\lambda^3 K(\alpha_s, L_\lambda)$. By solving this equation at each order in α_s , one can determine the scale dependence of $\rho(\lambda)$, *i.e.* the terms containing L_λ . Since $\beta(\alpha_s)$ and $\gamma_m(\alpha_s)$ start at $O(\alpha_s^2)$ and $O(\alpha_s)$ respectively, the L_λ dependent term of $\rho(\lambda)$ may be determined up to order α_s^{n+1} when a constant term, *i.e.* the coefficient at $L_\lambda = 0$, is known at order α_s^n . The scale-dependent terms thus obtained are summarized in Appendix A.

We note that the relation $\rho(\lambda) \propto \lambda^{4/(1+\gamma_m)-1}$, suggested in studies of conformally invariant theories, is valid in QCD only at one-loop level, *i.e.* from (II.2) and (II.3) one obtains $\lambda^{3-8\alpha_s/\pi}$. This is consistent with the suggested form $\lambda^{4/(1+\gamma_m)-1}$, with $\gamma_m = 2\alpha_s/\pi$, at one-loop level. Beyond one-loop order, this correspondence does not hold.

We also introduce the exponent of the spectral function $F(\lambda)$, defined by

$$F(\lambda) \equiv \frac{\partial \ln \rho(\lambda)}{\partial \ln \lambda}. \quad (\text{II.10})$$

Its perturbative expansion is calculated through order α_s^4 using the formula for $\rho(\lambda)$ summarized in Appendix A:

$$F(\lambda) = 3 - F^{(1)} \frac{\alpha_s(\mu)}{\pi} - F^{(2)} \left(\frac{\alpha_s(\mu)}{\pi} \right)^2 - F^{(3)} \left(\frac{\alpha_s(\mu)}{\pi} \right)^3 - F^{(4)} \left(\frac{\alpha_s(\mu)}{\pi} \right)^4 + O(\alpha_s^5), \quad (\text{II.11})$$

where the coefficients $F^{(k)}$ for $N_f = 3$ are

$$F^{(1)} = 8, \quad (\text{II.12})$$

$$\begin{aligned} F^{(2)} &= \frac{4}{3} (22 - 27L_\lambda) \\ &= 29.3333 - 36L_\lambda, \end{aligned} \quad (\text{II.13})$$

$$\begin{aligned} F^{(3)} &= \frac{1}{36} (6061 - 9216L_\lambda + 5832L_\lambda^2 - 1350\pi^2 - 936\zeta_3) \\ &= -233.003 - 256L_\lambda + 162L_\lambda^2, \end{aligned} \quad (\text{II.14})$$

$$\begin{aligned} F^{(4)} &= \frac{1}{5184} [(-3583861 + 1015200\pi^2 - 69984\bar{\rho}^{(3)} + 3888\pi^4 - 315168\zeta_3 - 432000\zeta_5) \\ &\quad + (-10980576 + 2624400\pi^2 + 1819584\zeta_3) L_\lambda + 8771328L_\lambda^2 - 3779136L_\lambda^3] \\ &= -1348.6655 + 3300.2425L_\lambda + 1692L_\lambda^2 - 729L_\lambda^3. \end{aligned} \quad (\text{II.15})$$

Here, $\zeta_5 \simeq 1.03692$, and $\bar{\rho}^{(3)}$ is the value of $\rho^{(3)}$ at $\lambda = \mu$, which is given as $-\bar{\rho}^{(3)} = -c_{43}/(64\pi^3) + c_{41}/(256\pi)$ using (II.5). $F(\lambda)$ is defined in the $\overline{\text{MS}}$ scheme at a renormalization scale μ , and the coefficients $F^{(k)}$ have a dependence on $L_\lambda = \lambda/\mu$. We may also obtain the

term at $O(\alpha_s^5)$ except for the constant term, which comes from an as yet unknown constant $\bar{\rho}^{(4)}$ defined, analogue with $\bar{\rho}^{(3)}$, as

$$\begin{aligned}
F^{(5)} &= \frac{1}{108864} \left[-30717197 + 85848525\pi^2 + 6858432\bar{\rho}^{(3)} - 16438275\pi^4 \right. \\
&\quad - 1959552\bar{\rho}^{(4)} + 54000\pi^6 - 51803465\zeta_3 - 5443200\pi^2\zeta_3 \\
&\quad + 73592064\zeta_3^2 - 280468510\zeta_5 + 179028360\zeta_7 \\
&\quad + L_\lambda \left(1526603652 - 395992800\pi^2 + 26453952\bar{\rho}^{(3)} \right. \\
&\quad \quad \left. - 1469664\pi^4 + 66824352\zeta_3 + 163296000\zeta_5 \right) \\
&\quad + L_\lambda^2 \left(1986475428 - 496011600\pi^2 - 343901376\zeta_3 \right) \\
&\quad \left. - 1087551360L_\lambda^3 + 357128352L_\lambda^4 \right] \\
&= -18.0000\bar{\rho}^{(4)} + 3751.43 + 24167.1L_\lambda - 30518.4L_\lambda^2 - 9990L_\lambda^3 + \frac{6561}{2}L_\lambda^4,
\end{aligned} \tag{II.16}$$

where $\zeta_7 \simeq 1.00835$.

Let us attempt to estimate the size of the uncertainty in $F(\lambda)$ due to the unknown constant $\bar{\rho}^{(4)}$. As we will see below, the value of λ we are going to use to determine $\alpha_s(\mu)$ is in the range 0.8–1.2 GeV. We therefore take $\lambda = 1.2$ GeV as a representative value in the following estimate. By setting $\mu = \lambda$, the series (II.11) is simplified to

$$F(\lambda)_{\mu=\lambda} = 3 - 2.54648\alpha_s - 2.97209\alpha_s^2 + 7.51469\alpha_s^3 + 13.8454\alpha_s^4 - d_5\alpha_s^5 + \dots, \tag{II.17}$$

where the last term contains the unknown constant $d_5 = (-18.0000\bar{\rho}^{(4)} + 3751.43)/\pi^5$. Since the coefficients grow as fast as a factor of 2 from one order to the next in (II.17), it is natural to assume that the size of d_5 is about 25. To be conservative, we allow ± 50 for the uncertainty in d_5 . Using $\alpha_s(\mu = 1.2 \text{ GeV}) = 0.406$, the size of the $O(\alpha_s^5)$ term is then ± 0.55 , which is 18% of the total.

If we choose a higher value for the renormalization scale, *e.g.* $\mu = 2.5\lambda$ or 5λ , the series becomes

$$F(\lambda)_{\mu=2.5\lambda} = 3 - 2.54648\alpha_s - 6.31432\alpha_s^2 - 4.43721\alpha_s^3 + 24.5484\alpha_s^4 - (d_5 - 123.421)\alpha_s^5 + \dots, \tag{II.18}$$

or

$$F(\lambda)_{\mu=5\lambda} = 3 - 2.54648\alpha_s - 8.84261\alpha_s^2 - 19.3071\alpha_s^3 - 7.81967\alpha_s^4 - (d_5 - 177.403)\alpha_s^5 + \dots, \tag{II.19}$$

respectively. We find that some coefficients are larger than those for $\mu = \lambda$ but not so much as to spoil the convergence. In fact, with $\alpha_s(3 \text{ GeV}) = 0.244$ and $\alpha_s(6 \text{ GeV}) = 0.191$, the size of the uncertainty from the unknown $O(\alpha_s^5)$ term is 1.4% and 0.4% for $\mu = 2.5\lambda$ and 5λ , respectively, if we assume the same ± 50 uncertainty for d_5 . Such reduction in uncertainty is of course achieved at the price of potentially large higher order effects due to logarithmic enhancements, *i.e.* $\sim \ln \lambda/\mu$, of the coefficients. We roughly estimate the growth of the μ -dependent coefficient to be a factor of 4 from one order to the next for the case of $\mu = 5\lambda$, and give an estimate $\sim \pm 700\alpha_s^6$ for the contribution of the next order. With $\alpha_s(6 \text{ GeV}) = 0.204$, this amounts to an uncertainty of 2.6% for $F(\lambda)$. We use this estimate when we quote the value of $\alpha_s(6 \text{ GeV})$ determined using (II.19).

Figure 1 shows the convergence of the perturbative series for $F(\lambda)$. The renormalization scale μ is set to 1.2 GeV (upper panel), 3 GeV (middle panel) and 6 GeV (lower panel), and the unknown higher order constant d_5 is set to zero. It is clear that the choice of the renormalization scale $\mu = 1.2 \text{ GeV}$ gives a bad convergence everywhere in λ . On the other hand, we find the series converges well when μ is taken to be 3 GeV or higher. In particular, the convergence for $\lambda = 3 \text{ GeV}$ or larger is reasonably good for both $\mu = 2.5\lambda$ and 5λ . The range of convergence extends to lower values of λ , down to $\approx 1 \text{ GeV}$, when μ is set to the *higher* value, *i.e.* 6 GeV. This is slightly counter-intuitive because it is generally recommended that the renormalization scale μ is set to be close to the scale of interest, which in this case is $\mu \approx \lambda$. The optimal scale does, however, depend on the quantity; for $F(\lambda)$ it turns out that the higher renormalization scale yields better convergence.

Below $\lambda = 0.8 \text{ GeV}$, the convergence gets worse even with $\mu = 6 \text{ GeV}$, *i.e.* the difference between third and higher orders becomes more significant. The main lattice results we use in this analysis are at $\lambda = 1.2 \text{ GeV}$ or slightly lower, so the choice of $\mu = 6 \text{ GeV}$ has the advantage of better convergence.

III. DISCRETIZATION EFFECTS WITH LATTICE DOMAIN-WALL FERMION

Since we are interested in the relatively high energy region ($\sim 1 \text{ GeV}$ or higher) of the Dirac eigenvalue spectrum, discretization effects could be sizable on the lattices with inverse lattice spacing $1/a = 2.4\text{--}4.6 \text{ GeV}$. In this section we examine the size of lattice artifacts that affects the Dirac spectrum using the free field limit. The lattice artifacts depend on

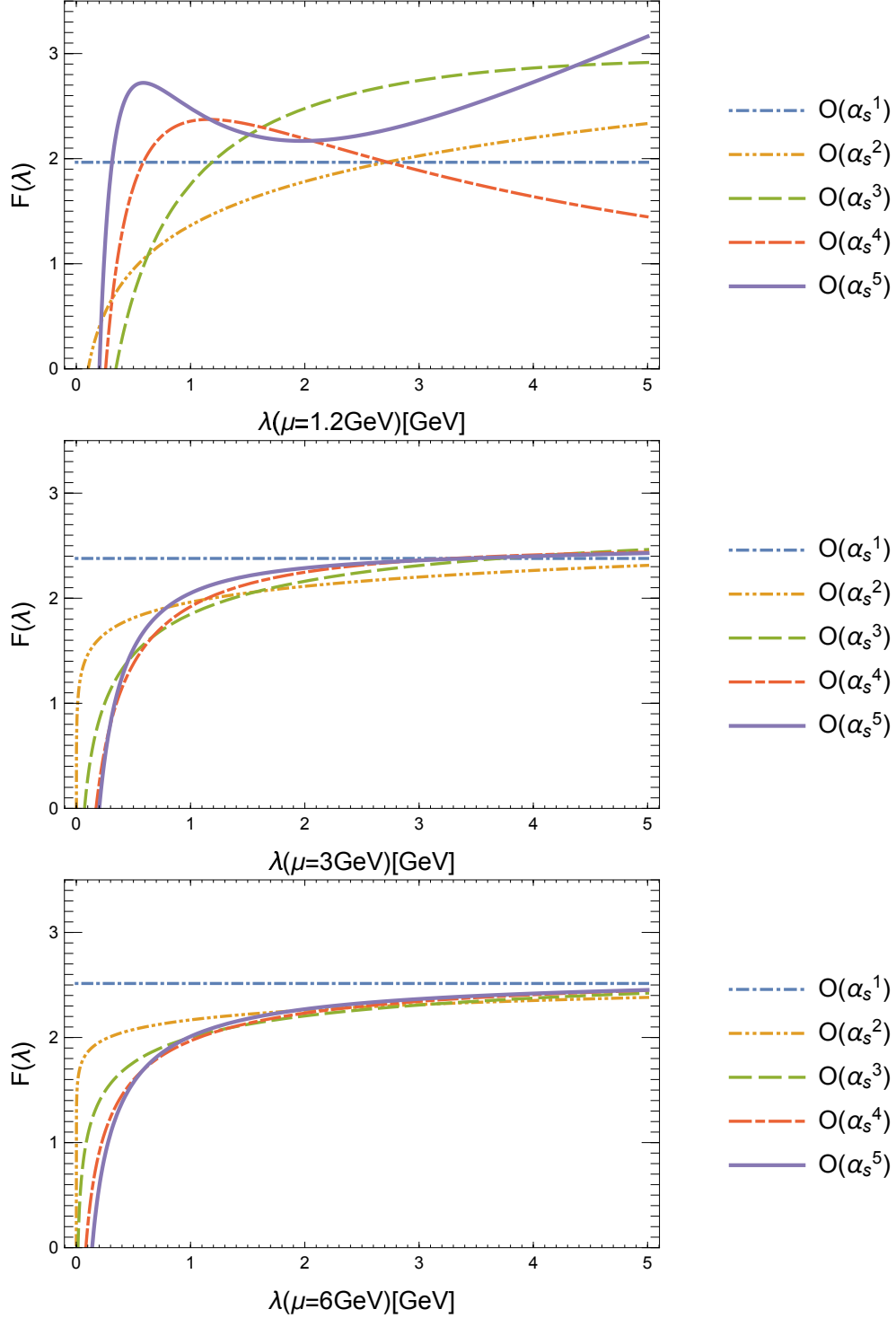


FIG. 1. Convergence of the perturbative expansion for the exponent $F(\lambda)$ of the Dirac spectral density in $N_f = 3$ QCD. The Dirac eigenvalue is renormalized in the $\overline{\text{MS}}$ scheme at the renormalization scale $\mu = 1.2$ GeV (upper panel), 3 GeV (middle) and 6 GeV (lower panel). The perturbative series is truncated at different orders from $O(\alpha_s)$ to $O(\alpha_s^5)$. The unknown constant term d_5 is set to zero.

the details of the lattice formulation. We consider here the domain-wall fermion formulation [17, 18], which we used in the numerical simulations.

The domain-wall fermion and its Möbius generalization [19] are formulated on a five-dimensional (5D) Euclidean space, and the mapping to four-dimensional (4D) space is given by

$$aD_{\text{ov}}(m_f, m_{\text{PV}}) \equiv (2 - (b - c)M_0) M_0 a m_{\text{PV}} [\mathcal{P}^{-1} D_{\text{DW}}^{-1}(m_{\text{PV}}) D_{\text{DW}}(m_f) \mathcal{P}]_{11}. \quad (\text{III.1})$$

Here, $D_{\text{DW}}(m_f)$ denotes the 5D Dirac operator of the domain-wall fermion with a fermion mass m_f . The dimensionless parameters b , c and M_0 control the kernel operator as described below. The 5D operator $D_{\text{DW}}(m_f)$ is multiplied by the inverse of another 5D Dirac operator with a heavier mass m_{PV} , which plays the role of Pauli-Villars regulator that cancels the bulk mode in the 5D space. The Pauli-Villars mass m_{PV} is usually taken to be $1/a$. The 5D operators are then sandwiched by a permutation operator \mathcal{P} and its inverse to bring the relevant 4D degrees of freedom to a 4D surface of the 5D space, and its surface component “11” is taken. (See [19, 20] for details and further references.) Equation (III.1) leads to an overlap-Dirac operator of the form

$$aD_{\text{ov}}(m_f, m_{\text{PV}}) = (2 - (b - c)M_0) M_0 a m_{\text{PV}} \frac{(1 + am_f) + (1 - am_f)\gamma_5 \text{sgn}(\gamma_5 a D_M)}{(1 + am_{\text{PV}}) + (1 - am_{\text{PV}})\gamma_5 \text{sgn}(\gamma_5 a D_M)} \quad (\text{III.2})$$

in the limit of large fifth dimension $L_s \rightarrow \infty$. The overlap operator [21] is realized with a polar approximation to the sign function “sgn”. Note that the conventional form is recovered for $am_{\text{PV}} = 1$. The Möbius kernel operator D_M is given by

$$aD_M = \frac{(b + c)aD_W}{2 + (b - c)aD_W} \quad (\text{III.3})$$

in terms of the Wilson-Dirac operator D_W . The mass parameter M_0 is hidden in the definition of D_W as a large negative mass term of order 1 in lattice units. We take $M_0 = 1$ in this work. The parameters b and c determine the kernel D_M . $b - c = 1$ corresponds to the original domain-wall fermion, which we use in this work.

The general form of the 4D overlap operator (III.2) satisfies the Ginsparg-Wilson relation

$$D_{\text{ov}}^{-1}(0, m_{\text{PV}})\gamma_5 + \gamma_5 D_{\text{ov}}^{-1}(0, m_{\text{PV}}) = \frac{2a}{(2 - (b - c)M_0)M_0 a m_{\text{PV}}} \gamma_5. \quad (\text{III.4})$$

It can also be shown that the exponential locality of the 4D effective operator is satisfied for any non-zero value of am_{PV} . (See Appendix B for details.) Therefore, domain-wall fermions

with any $am_{\text{PV}} \neq 0$ are a theoretically valid choice. In this work we use the standard choice $am_{\text{PV}} = 1$ in the numerical simulation of sea quarks, and reinterpret the results to the cases of $am_{\text{PV}} \neq 1$ for valence quarks.

We calculate the eigenvalues of the Hermitian operator $a^2 D_{\text{ov}}^\dagger(m_f, m_{\text{PV}}) D_{\text{ov}}(m_f, m_{\text{PV}})$ in the massless limit, $m_f = 0$. Leaving the dependence on am_{PV} , we denote its eigenvalue as $a^2 \lambda^2(am_{\text{PV}})$. Since $a^2 D_{\text{ov}}^\dagger D_{\text{ov}}$'s with different values of am_{PV} commute with each other, their eigenvalues are simply related by

$$a^2 \lambda^2(am_{\text{PV}}) = \frac{a^2 \lambda^2(1)}{1 + \left(\frac{1}{a^2 m_{\text{PV}}^2} - 1 \right) \frac{a^2 \lambda^2(1)}{(2 - (b - c)M_0)^2 M_0^2}}. \quad (\text{III.5})$$

In the limit $am_{\text{PV}} \rightarrow \infty$ this corresponds to the projection of the eigenvalue of aD_{ov} in the complex plane to the imaginary axis, which was adopted in [2, 3, 5].

At tree-level, it is straightforward to calculate the eigenvalue $a^2 \lambda^2$ for a plane wave state with a given four-momentum ap_μ . To obtain the spectral density, we count the number of states that give an eigenvalue in an interval $[a^2 \lambda^2, a^2(\lambda \pm \delta\lambda)^2]$ from randomly chosen points of momenta ap_μ , each component of which is in the range $ap_\mu = [-\pi, +\pi]$. We generate a large number of points (up to 10^{12}) so that the statistical error becomes negligible for our choice of bin size $a\delta\lambda = 0.0025$ for the computation of $\rho(\lambda)$.

The results for domain-wall fermions with various am_{PV} as well as that for Wilson fermion are shown in Figure 2. All formulations coincide with the continuum limit $\rho(\lambda) = 3\lambda^3/4\pi^2$ below $a\lambda \simeq 0.3$, as expected. Above this value, on the other hand, the spectral density for the domain-wall fermion with Pauli-Villars mass $am_{\text{PV}} = 1$ overshoots the continuum curve very rapidly. This is understood to be because the maximum eigenvalue with $am_{\text{PV}} = 1$ is $a\lambda_{\text{max}}(am_{\text{PV}}) = 1$, so high eigenvalues tend to rapidly increase in frequency $a\lambda$ increases. With $am_{\text{PV}} > 1$, the maximum eigenvalue is stretched by a factor of am_{PV} (when $b - c = M_0 = 1$) as indicated by (III.5). This allows the spectral densities for $am_{\text{PV}} = 3$ and ∞ follow that of the continuum theory up to $a\lambda \sim 0.5$ – 0.6 . The spectral density for Wilson fermions also resembles the continuum spectrum in the same region.

We now consider the exponent $F(\lambda)$ of the spectral density (II.10). We approximate the differential $\partial/\partial\lambda$ by a symmetric difference:

$$\frac{\partial\rho}{\partial\lambda} \simeq \frac{\rho(\lambda + \delta\lambda) - \rho(\lambda - \delta\lambda)}{2\delta\lambda}, \quad (\text{III.6})$$

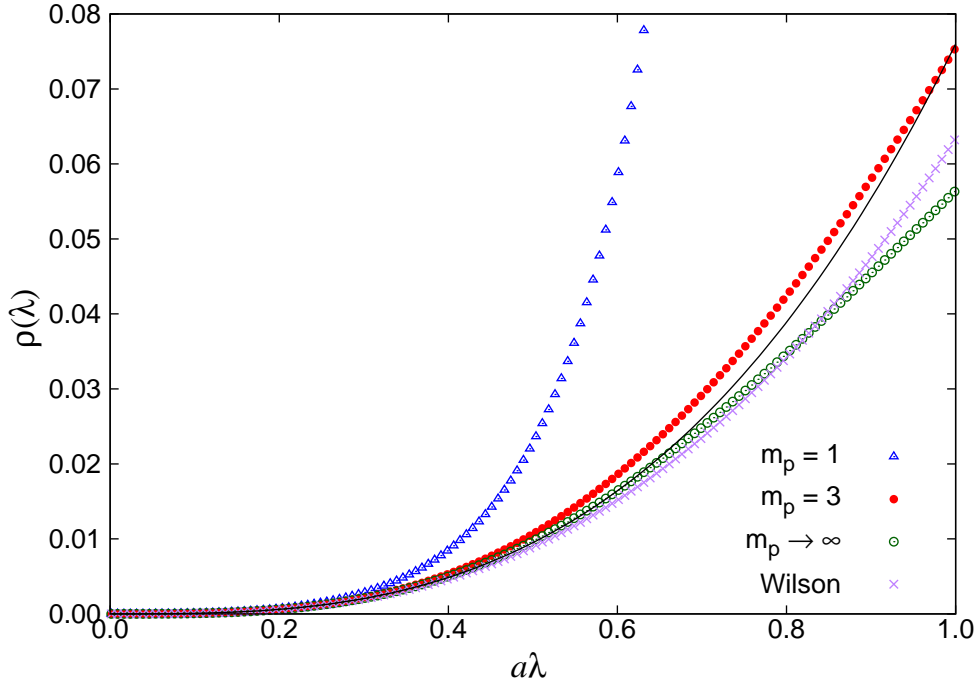


FIG. 2. Dirac spectral density $\rho(\lambda)$ at tree-level. The results for domain-wall fermions with $am_{\text{PV}} = 1$ (triangles), $am_{\text{PV}} = 3$ (filled circles), $am_{\text{PV}} \rightarrow \infty$ (open circles), and for Wilson fermion (crosses) are shown. The black solid line represents the continuum result, $\rho(\lambda) = 3\lambda^3/4\pi^2$.

which is valid up to an error of $O(\delta\lambda^2)$. For the continuum spectrum $\rho(\lambda) = 3\lambda^3/4\pi^2$, the leading relative error for $F(\lambda)$ is given by $2\delta\lambda^2/\lambda^2$. In order that this source of error is below 0.01, $\delta\lambda/\lambda < 0.07$ has to be satisfied. With our choice of $a\delta\lambda = 0.005$, adopted for the study of $F(\lambda)$, the reliable range of the approximation is $a\lambda > 0.07$.

Figure 3 shows $F_0(\lambda)$, which is $F(\lambda)$ evaluated at the tree level, with bin size $a\delta\lambda = 0.005$. It is compared with the corresponding continuum result, which is a constant, *i.e.* 3. In the plot, the continuum theory is also calculated with the same finite difference (III.6) (black dots). Some deviation from 3 can be seen near $a\lambda = 0$, which indicates the size of the systematic error due to the discretized derivative. Our purpose is to extract the exponent in the high energy region, so we ignore the points below $a\lambda < 0.025$, thus this source of error is negligible.

The discretization effects we find for the spectral density (Figure 2) are magnified in its derivative as one can see in Figure 3. The standard domain-wall fermion, *i.e.* with $am_{\text{PV}} = 1$, already shows a significant deviation from the continuum theory below $a\lambda \sim 0.1$. That is improved with the other choices: $am_{\text{PV}} = 3$ or ∞ . In order to parametrize the

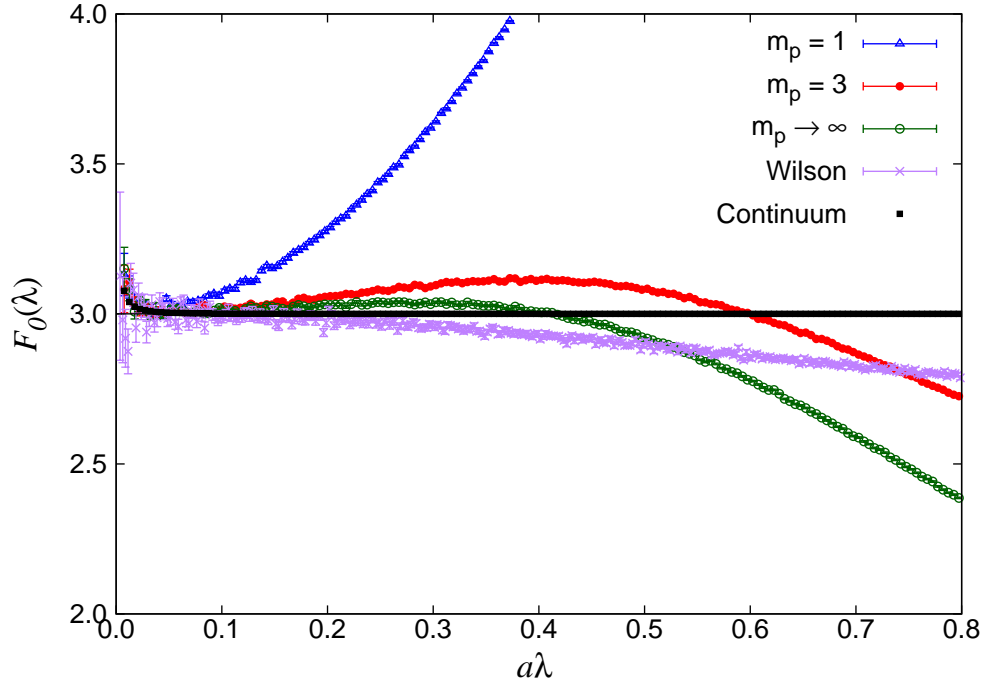


FIG. 3. Exponent of the Dirac spectral density $F(\lambda) = \partial\rho(\lambda)/\partial\lambda$ evaluated at tree-level for various choices of the lattice fermion formulation. The standard domain-wall fermion, corresponding to $am_{\text{PV}} = 1$, is represented by triangles, and its modifications with different values of the Pauli-Villars mass are given by filled circles ($am_{\text{PV}} = 3$) and open circles ($am_{\text{PV}} \rightarrow \infty$). The results for the Wilson fermion is also plotted (crosses). The derivative of the spectral density is evaluated numerically for each bin of size $a\delta\lambda = 0.005$. For comparison, the numerical derivative of the free field spectral density, $\sim \lambda^3$, is represented by black dots, which indicate the size of the error due to finite bin size.

discretization effect, we approximate the curve by a polynomial in $(a\lambda)^2$ and numerically obtain

$$\begin{aligned}
 F_0(\lambda) &= 3 + 6.93(a\lambda)^2 + 2.08(a\lambda)^4 - 13.0(a\lambda)^6 + 24.9(a\lambda)^8 & (am_{\text{PV}} = 1), \\
 F_0(\lambda) &= 3 + 1.59(a\lambda)^2 - 6.58(a\lambda)^4 + 6.95(a\lambda)^6 - 2.51(a\lambda)^8 & (am_{\text{PV}} = 3), \quad (\text{III.7})
 \end{aligned}$$

which reproduce the data well for $a\lambda < 0.6$. The smaller coefficients for $am_{\text{PV}} = 3$ confirm the suppression of the discretization effect.

In the following analysis we choose $am_{\text{PV}} = 3$. Namely, we convert the eigenvalues from $\lambda(am_{\text{PV}} = 1)$ to $\lambda(am_{\text{PV}} = 3)$ using (III.5). We then use the parametrization (III.7) to further correct the lattice data by multiplying by $3/F_0(\lambda)$ to eliminate the leading discretization effects. Finally we take the continuum limit of the lattice data assuming that the remaining

effects are linear in a^2 . This assumption is justified by inspecting the real data.

Strictly speaking, the fermion formulation is different between sea and valence when we choose different values of am_{PV} , and the action of the whole system represents that of a partially quenched theory. However, since the correspondence between the eigenvalues of each formulation is one-to-one even in the interacting case, the continuum limit is guaranteed to be the same. It can be seen explicitly in the relations (III.5), as $a^2\lambda^2(am_{\text{PV}}) = a^2\lambda^2(1) + O(a^4\lambda^4(1))$. We focus on the region small $a\lambda(1)$ for which the results from $a\lambda(am_{\text{PV}})$ are reliable in the continuum limit.

Another concern may be about the validity of the formulation with $am_{\text{PV}} \neq 1$. As discussed in Appendix B the localization length for the 4D effective operator (III.1) stays finite for finite am_{PV} . Our choice, $am_{\text{PV}} = 3$, keeps the localization length about the same as that of $am_{\text{PV}} = 1$, and the formulation is valid with respect to the locality property.

In Figure 3 we also plot the result with the standard Wilson fermion (crosses), which shows a smooth and mild continuum limit. Its polynomial approximation gives

$$F_0(\lambda) = 3 - 0.459(a\lambda)^2 + 0.208(a\lambda)^4 \quad (\text{Wilson}), \quad (\text{III.8})$$

and the size of the $O(a^2)$ terms is even smaller than that for the domain-wall fermion $am_{\text{PV}} = 3$ or ∞ .

IV. LATTICE CALCULATION

A. Lattice ensembles

Our lattice QCD simulations are performed with $2 + 1$ flavors of dynamical quarks. We use the Möbius domain-wall fermion [19] for the fermion formulation. We use a tree-level Symanzik improved action is used as the gauge action, and stout smearing [29] is applied to the gauge link when coupled to the fermions. With this setup, the Ginsparg-Wilson relation is well satisfied, *i.e.* the residual mass as an indicator of chiral symmetry violation is of $O(1 \text{ MeV})$ on our coarsest lattice and even smaller on the finer lattices.

We use 15 gauge ensembles with different parameters as listed in Table I. Lattice spacings are $a = 0.080, 0.055, \text{ and } 0.044 \text{ fm}$. The size of these lattices ($L/a = 32, 48, \text{ and } 64$) is chosen such that the physical size L is kept constant: $2.6\text{--}2.8 \text{ fm}$. The temporal size T/a is always twice as long as L/a . Degenerate up and down quark masses am_{ud} cover a range of pion

β	a^{-1}	$L^3 \times T(\times L_s)$	#meas	am_{ud}	am_s	m_π	$m_\pi L$
	[GeV]					[MeV]	
4.17	2.453(4)	$32^3 \times 64(\times 12)$	100	0.0035	0.040	230(1)	3.0
				0.007	0.030	310(1)	4.0
				0.007	0.040	309(1)	4.0
				0.012	0.030	397(1)	5.2
				0.012	0.040	399(1)	5.2
				0.019	0.030	498(1)	6.5
				0.019	0.040	499(1)	6.5
		$48^3 \times 96(\times 12)$	100	0.0035	0.040	226(1)	4.4
4.35	3.610(9)	$48^3 \times 96(\times 8)$	50	0.0042	0.0180	296(1)	3.9
				0.0042	0.0250	300(1)	3.9
				0.0080	0.0180	407(1)	5.4
				0.0080	0.0250	408(1)	5.4
				0.0120	0.0180	499(1)	6.6
				0.0120	0.0250	501(1)	6.6
4.47	4.496(9)	$64^3 \times 128(\times 8)$	39	0.0030	0.015	284(1)	4.0

TABLE I. Lattice ensembles used in this study.

masses m_π between 230 and 500 MeV. A measure of the finite volume effect $m_\pi L$, is also listed in the table, but finite volume effects are irrelevant for this work as we are interested in high-energy observables. The strange quark mass am_s is taken to be close to its physical value. Sea quark mass dependence of the spectral density turns out to be negligible in the high-energy region. For valence quarks, we only use the massless Dirac operator to count the number of eigenvalues.

We accumulate 10,000 molecular dynamics trajectories, from which we choose 50–100 equally separated gauge configurations for the calculation of the eigenvalue spectrum. The number of measurement, “#meas” in the table, is 39–100 depending on the ensemble.

The lattice scale is determined through the Wilson-flow time t_0 [30] with an input $t_0^{1/2} = 0.1465(21)(13)$ fm [31]. The resulting values of a^{-1} in the chiral limit are listed in Table I, where the error given for a^{-1} is from the statistical error in the evaluation of the Wilson

flow time. The error from the input value is taken into account separately.

Details of the ensemble generation are available in [32, 33]. The same gauge ensembles have so far been used for a calculation of the η' meson mass [34], analysis of short-distance current correlators [6, 7, 35], a determination of the charm quark mass from charmonium correlators [9], as well as calculations of heavy-light meson decay constants [36], and semi-leptonic decays [37–39]. We use the IroIro++ code set for lattice QCD [40].

For the renormalization of the Dirac eigenvalue, we multiply by the renormalization constant $Z_m(2 \text{ GeV}) = Z_S^{-1}(2 \text{ GeV})$ to obtain the value defined in the $\overline{\text{MS}}$ scheme:

$$\lambda^{\overline{\text{MS}}}(2 \text{ GeV}) = Z_m(2 \text{ GeV})\lambda. \quad (\text{IV.1})$$

The renormalization factor was determined in the analysis of the short-distance current correlator of light quarks using continuum perturbation theory at $O(\alpha_s^4)$ [6]. The numerical values are $Z_S(2 \text{ GeV}) = 1.0372(145)$ at $\beta = 4.17$, $0.9342(87)$ at $\beta = 4.35$, and $0.8926(67)$ at $\beta = 4.47$, where the errors include statistical and systematic errors added in quadrature. The spectral function is also renormalized in the $\overline{\text{MS}}$ scheme using the same renormalization constant $Z_S(2 \text{ GeV})$. This, however, is implicitly done in our calculation when we calculate the eigenvalue density by dividing the number of eigenvalues in a given bin of λ by the corresponding bin size.

When we compare the results with perturbation theory, we evolve the scale at which we renormalize the eigenvalue from 2 GeV to 6 GeV in order to use the more convergent perturbative series as discussed in Section III.

B. Stochastic calculation of the spectral density

On each ensemble, we calculate the eigenvalue density of the Dirac operator by using a stochastic estimator. We outline the method in this section. The details are available in [5].

Suppose we are able to construct a filtering function $h(x)$ that gives a constant (=1) only in a given range $[v, w]$ and is zero elsewhere. The number of eigenvalues of a hermitian matrix A in that range can then be estimated stochastically as

$$n[v, w] \simeq \frac{1}{N} \sum_{k=1}^N \langle \xi_k h(A) \xi_k \rangle, \quad (\text{IV.2})$$

where N is the number of normalized random noise vectors, ξ_k . An approximation of the filtering function can be constructed using the Chebyshev polynomial $T_j(x)$ through

$$h(x) \simeq \sum_{j=0}^p \gamma_j T_j(x) \quad (\text{IV.3})$$

with numerical coefficients γ_j , which are calculable as functions of v and w . The approximation is valid in the range $-1 \leq x \leq 1$. In practice, one also introduces a stabilization factor g_j^p in addition to γ_j . The Chebyshev polynomial of a given matrix A can be easily calculated using a recursion relation: $T_0(x) = 1$, $T_1(x) = x$, and $T_j(x) = 2xT_{j-1}(x) - T_{j-2}(x)$. We constructed the polynomial up to order $p = 8,000$ – $16,000$ depending on the ensembles. Details of the method are found in [5, 24]. See also [25] for a related work.

The mode number $n[v, w]$ can then be calculated by

$$n[v, w] \simeq \frac{1}{N} \sum_{k=1}^N \sum_{j=0}^p g_j^p \gamma_j \langle \xi_k^\dagger T_j(A) \xi_k \rangle. \quad (\text{IV.4})$$

An important point is that the computationally intensive part $\langle \xi_k^\dagger T_j(A) \xi_k \rangle$ is independent of the range $[v, w]$. Once the inner products $\langle \xi_k^\dagger T_j(A) \xi_k \rangle$ are calculated for all j below some upper limit p , they can be combined with the known factors $g_j^p \gamma_j$ to construct the estimate for $n[v, w]$ for arbitrary $[v, w]$. We use this property to obtain the whole eigenvalue spectrum from $\lambda = 0$ to the upper limit at the order of the lattice cutoff.

We apply this technique to a hermitian operator $A = 2a^2 D_{\text{ov}}(m_f, 1)^\dagger D_{\text{ov}}(m_f, 1) - 1$, whose range is $[-1, +1]$. The spectral function $\rho(\lambda)$ can be obtained from the mode number $n[v, w]$ with $v = 2a^2(\lambda - \delta/2)^2 - 1$, $w = 2a^2(\lambda + \delta/2)^2 - 1$. Here we introduce a bin size δ . We then obtain the estimate of the spectral function at λ by

$$a^3 \rho(\lambda) = \frac{1}{2V/a^4} \frac{n[v, w]}{a\delta}. \quad (\text{IV.5})$$

The error due to the finite bin size is taken into account when we calculate the derivative of $\rho(\lambda)$. The systematic effect due to the truncation of the Chebyshev polynomial grow for smaller bin sizes. In our calculation, we confirm that this error is less than the statistical error for our choice of bin size.

V. LATTICE RESULTS FOR THE SPECTRAL FUNCTION AND ITS EXPONENT

Following the method outlined in the previous section, we calculate the spectral density $\rho(\lambda)$ on all ensembles in Table I. We introduce one noise vector per configuration. We present the results in the $\overline{\text{MS}}$ scheme. The renormalization scale μ is set to 2 GeV for the spectral density, and is transformed to 6 GeV when we discuss the matching of the exponent $F(\lambda)$ with perturbation theory. The bin size $\delta = 0.05$ GeV is chosen in physical units (for the renormalization scale of 2 GeV) such that the error due to the truncation of the Chebyshev polynomial is less than the statistical error for any single bin used in the analysis.

Figure 4 shows the Dirac spectral density calculated at each β value with different Pauli-Villars masses: $am_{\text{PV}} = 1$ (top panel), 3 (middle), and ∞ (bottom panel). Lattice data are averaged over ensembles with different sea quark masses, since the dependence on the sea quark mass is negligible except in the region near $\lambda \approx 0$. We see only a tiny dependence on the lattice spacing a or on the Pauli-Villars mass am_{PV} in the low-lying Dirac eigenvalue spectrum below, say, $\lambda = 0.5$ GeV. On the other hand, relatively higher Dirac eigenvalues depend significantly on the lattice spacing, especially for $am_{\text{PV}} = 1$. For the choices $am_{\text{PV}} = 3$ and $am_{\text{PV}} \rightarrow \infty$, the scaling violation is milder than anticipated from the tree-level analysis discussed in Section III.

As described in Sections II and III, we extract the exponent $F(\lambda)$ of the Dirac eigenvalue spectral density $\rho(\lambda)$. The derivative in terms of λ is numerically performed using (III.6). For bin size $\delta\lambda = 0.05$ GeV, the systematic error due to the discretized derivative is about 0.008 (0.3%) in the lowest bin used in the final analysis, $\lambda_{\text{min}} = 0.8$ GeV. This is smaller than the statistical error of the corresponding data point.

In Figure 5 we plot $F(\lambda)$ obtained at each lattice spacing. The renormalization scale is set to $\mu = 6$ GeV. The results at three lattice spacings are corrected by a factor $3/F_0(\lambda)$, derived from (III.7), to eliminate the leading discretization effects as discussed in Section III. We find strong discretization effects even after including this correction for the leading discretization effect, especially for the standard Pauli-Villars mass, $am_{\text{PV}} = 1$ (top panel). It is much improved with $am_{\text{PV}} = 3$ (middle panel) and with $am_{\text{PV}} \rightarrow \infty$ (bottom panel). In the plots, the data points shown by gray symbols have $a\lambda > 0.5$, for which the discretization effects seem significant even after the correction.

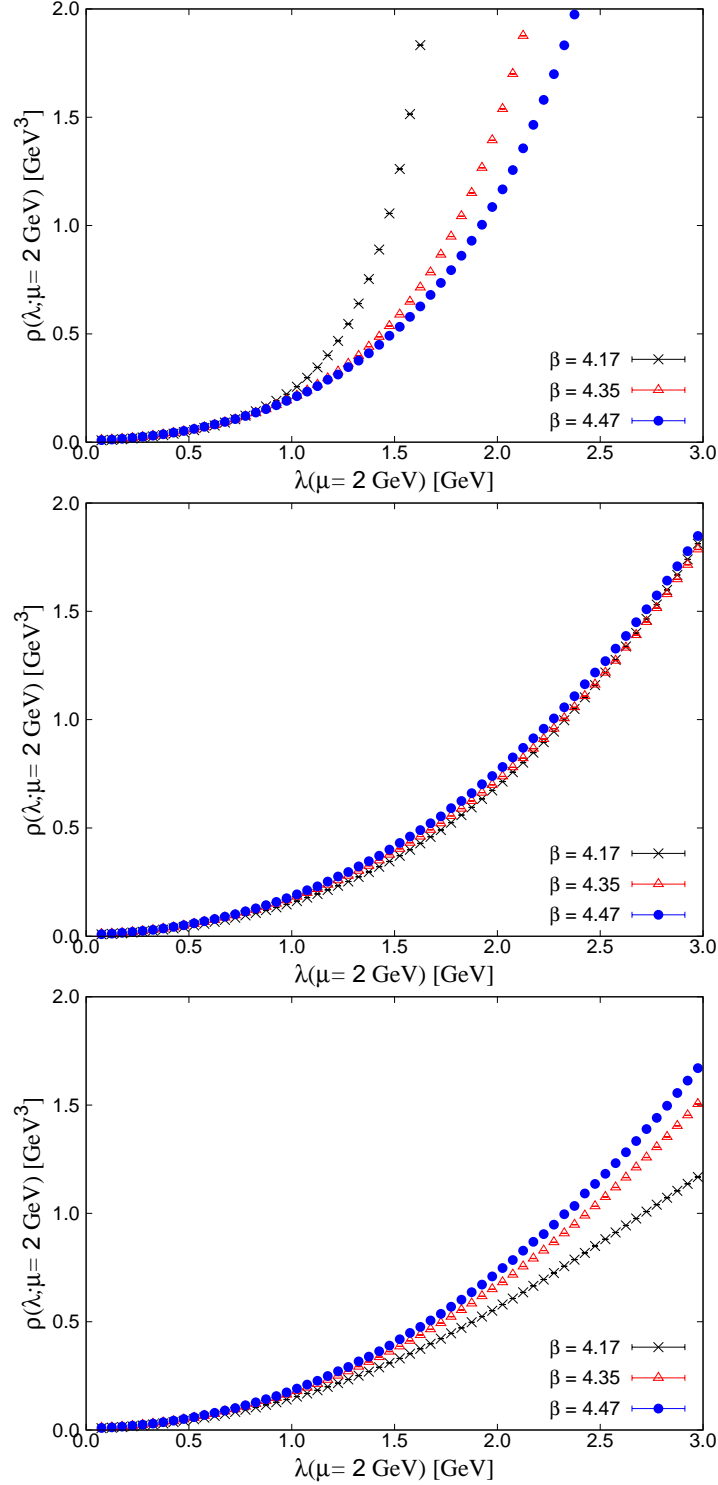


FIG. 4. Dirac spectral density $\rho(\lambda)$ as a function of $\lambda(\mu = 2 \text{ GeV})$ with Pauli-Villars mass $am_{\text{PV}} = 1$ (top panel), $am_{\text{PV}} = 3$ (middle), and $am_{\text{PV}} \rightarrow \infty$ (bottom). We plot the data at $\beta = 4.17$ (crosses), $\beta = 4.35$ (triangles) and $\beta = 4.47$ (circles). Each set of points is obtained after averaging over ensembles with different sea quark masses.

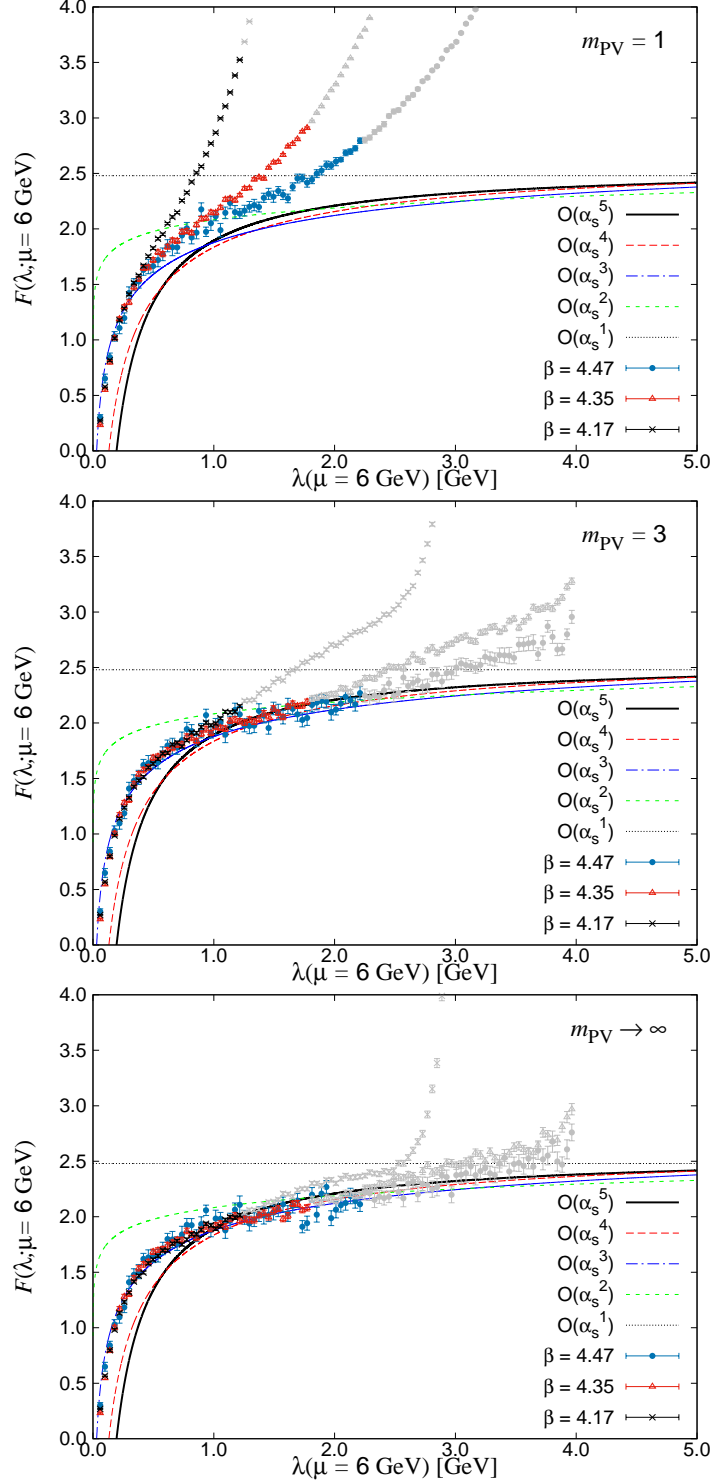


FIG. 5. Exponent of the Dirac spectral density $F(\lambda)$ with the Pauli-Villars mass $am_{\text{PV}} = 1$ (top), $m_{\text{PV}} = 3$ (middle), and $am_{\text{PV}} \rightarrow \infty$ (bottom). The renormalization scale $\lambda(\mu)$ is set to $\mu = 6$ GeV. The lattice data at $\beta = 4.17$ (crosses), 4.35 (triangle) and 4.47 (dots) are shown. Grayed data points are those with $a\lambda > 0.5$. Lines represent results from the perturbative expansion.

In the plots we also show results from the perturbative expansion calculated at each order, from $O(\alpha_s)$ to $O(\alpha_s^5)$. The strong coupling constant is taken from the world average $\Lambda_{\text{QCD}}^{(3)} = 332(17)$ MeV for three-flavor QCD [48], and the unknown fifth-order constant is taken to be $d_5 = 0$ as a representative value. The lattice data are transformed from $\mu = 2$ GeV to 6 GeV using the renormalization group equation with the same value of $\Lambda_{\text{QCD}}^{(3)}$. One can see that the lattice data are in good agreement with the perturbative estimate for $am_{\text{PV}} = 3$ (middle panel) except for those points that are grayed out.

Before comparing the lattice results with perturbation theory in more detail, we extrapolate the lattice data for $F(\lambda)$ to the continuum limit. We choose the data at $am_{\text{PV}} = 3$ and $am_{\text{PV}} \rightarrow \infty$ in the following and extrapolate to the continuum limit assuming a linear dependence in a^2 . Figures 6 and 7 show the continuum extrapolation for some representative values of λ . With our lattice parameters, the eigenvalues at $\lambda = 1.22$ GeV or below satisfy the condition $a\lambda < 0.5$ for all three lattice spacings. For these bins of eigenvalues, the remaining a^2 dependence is well under control as demonstrated in Figure 6. The slope in a^2 is small and the extrapolated results of $am_{\text{PV}} = 3$ and $am_{\text{PV}} \rightarrow \infty$ agree well with each other. This is consistent with a naive expectation of the size of remaining discretization effect of $O(\alpha_s a^2 \lambda^2)$, which is about 5%. The remaining error after the continuum extrapolation is therefore much smaller. For our data, it is estimated to be smaller than the statistical error for each bin of λ .

Above $\lambda \simeq 1.22$ GeV, the coarsest lattice fails to satisfy the condition $a\lambda < 0.5$. For these bins we ignore the data from the coarsest lattice and extrapolate the other two finer lattice data to the continuum assuming no dependence on a^2 , which is equivalent to taking a weighted average. An example is shown in Figure 7. Here, the results from $am_{\text{PV}} = 3$ and $am_{\text{PV}} \rightarrow \infty$ agree with each other on the two finer lattices, from which the continuum limit is estimated. The data points at the coarsest lattice spacing, at around $a^2 = 0.16$ GeV $^{-2}$, deviate substantially from the straight lines that represent the average of the finer two lattices.

Figure 8 shows $F(\lambda)$ in the continuum limit. The results from $am_{\text{PV}} = 3$ are plotted; those from $am_{\text{PV}} \rightarrow \infty$ are consistent within their statistical error. The data points of the eigenvalue λ below 1.22 GeV are obtained by an extrapolation using three lattice spacings (filled circles), and the higher eigenvalues are analyzed with only two (open circles) or one (triangles) lattice spacings. The highest eigenvalue we could reach in this way is 2.2 GeV.

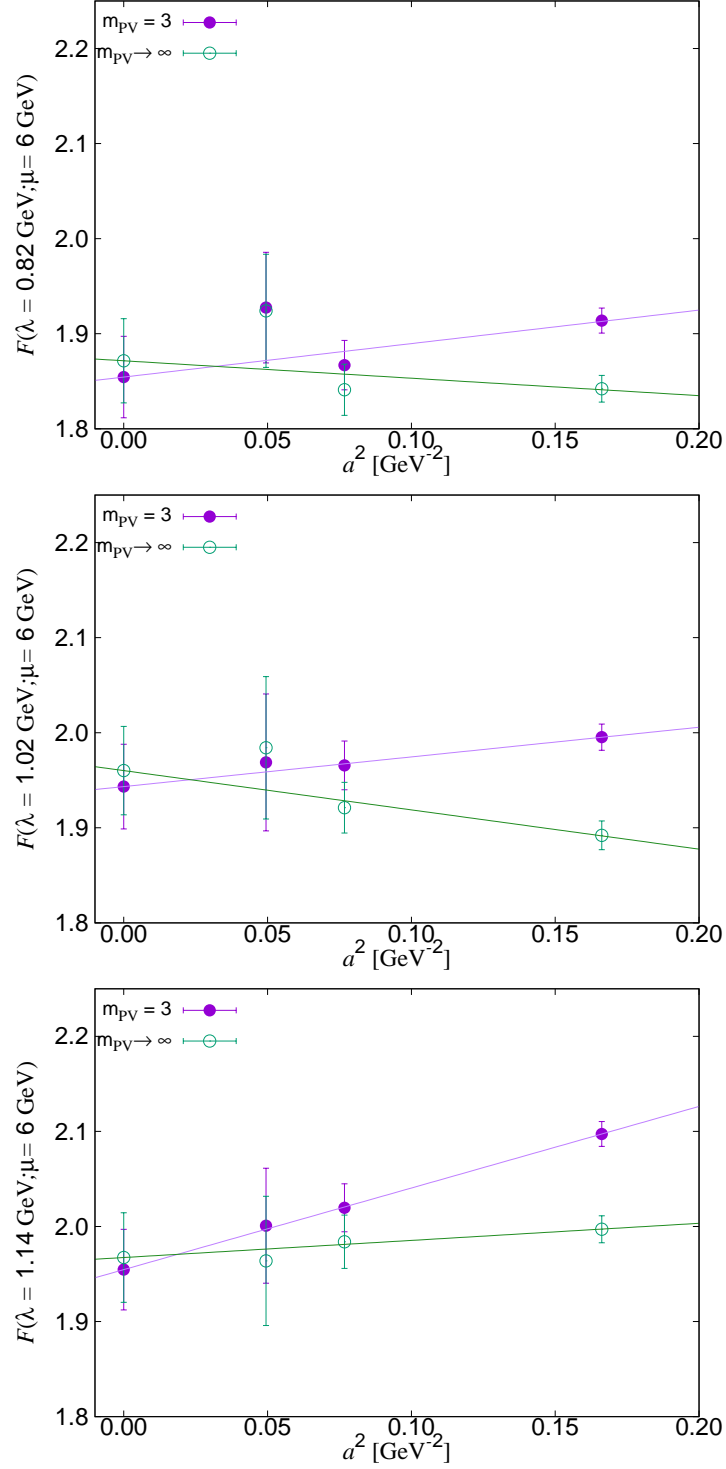


FIG. 6. Continuum extrapolation of $F(\lambda)$ at $\lambda = 0.82$ GeV (top panel) 1.02 GeV (middle), 1.14 GeV (bottom). Results with $am_{pV} = 3$ (circles) and with $am_{pV} \rightarrow \infty$ (crosses) are plotted as a function of a^2 [GeV $^{-2}$].

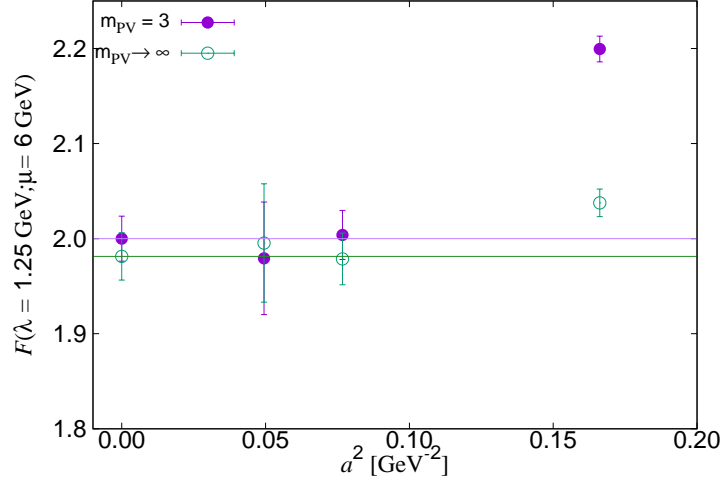


FIG. 7. Continuum extrapolation of $F(\lambda)$ at $\lambda = 1.25$ GeV. Results with $m_{PV} = 3$ (circles) and with $m_{PV} \rightarrow \infty$ (crosses) are plotted as a function of a^2 [GeV $^{-2}$].

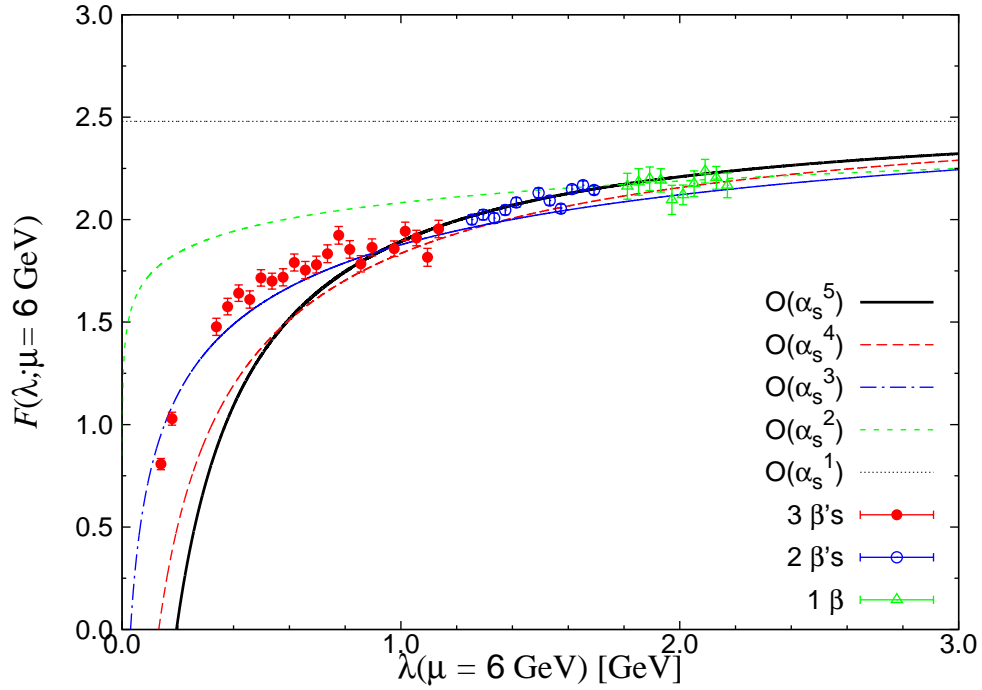


FIG. 8. Exponent of the Dirac spectral density $F(\lambda)$ as a function of $\lambda(\mu = 6$ GeV). The lattice data after the continuum extrapolation are shown for Pauli-Villars mass $am_{PV} = 3$. The filled circles are obtained by an extrapolation using three lattice spacings, while the open circles use two lattice spacings and green triangles are those of the finest lattice. Perturbative results are also drawn with truncation at various orders from $O(\alpha_s)$ (dotted line) to $O(\alpha_s^5)$ (thin solid curve).

Again in this plot we overlay the perturbative expansion of $F(\lambda)$ up to order α_s^5 with unknown coefficient d_5 in (II.17) set to zero. Taking $\alpha_s(6 \text{ GeV}) = 0.191$, which is converted from the world average, we find reasonable agreement between the lattice results and perturbation theory between $\lambda \simeq 0.8 \text{ GeV}$ and 2.2 GeV , which suggests that $\alpha_s(6 \text{ GeV})$ extracted from the lattice data are in fair agreement with the world average.

When we compare the perturbative expansion with the lattice data, we need to consider the non-perturbative effect that may arise as a power correction to the spectral function. According to the general form of the operator product expansion (OPE), the spectral function $\rho(\lambda)$ receives a correction of the form $\sim \langle \bar{\psi}\psi \rangle$ at the first non-trivial order. It is suppressed by three powers of λ relative to the leading order contribution $\sim \lambda^3$. This is parametrically consistent with the Banks-Casher relation $\rho(0) = -\langle \bar{\psi}\psi \rangle/\pi$, which is valid in the limit of $\lambda \rightarrow 0$, but it may not be a simple consequence of the OPE because the expansion breaks down for small λ . In any case, the suggested form of the power correction, *i.e.* a constant in $\rho(\lambda)$, does not contribute to the exponent $F(\lambda)$. In other words, the power correction to $F(\lambda)$ is highly suppressed, and the numerical result from lattice QCD, Figure 8, supports this expectation.

VI. EXTRACTION OF α_s

Using the lattice results obtained for the spectral function $\rho(\lambda)$ as an input, we attempt to extract the strong coupling constant α_s . We use the perturbative expansion of $F(\lambda)$ up to order α_s^4 as well as an estimate for the $O(\alpha_s^5)$ term. The explicit formula is given in (II.11)-(II.16), depending on the value of $L_\lambda = \lambda/\mu$. We solve the equation for $\alpha_s(6 \text{ GeV})$ with an input $F(\lambda)$ on the right-hand side. The error due to the unknown parameter in the $O(\alpha_s^5)$ term is estimated as discussed below.

The determination of $\alpha_s(6 \text{ GeV})$ may be done for each value (or bin) of λ by solving equation (II.11). The results are obtained as a function of λ , which is plotted in Figure 9. The results for $\alpha_s(6 \text{ GeV})$ are nearly independent of λ for $\lambda \simeq 0.8 \text{ GeV}$ or higher. This is expected from the plot of $F(\lambda)$, Figure 8, with which we demonstrate that the perturbative estimate follows the lattice data down to $\lambda \simeq 0.8 \text{ GeV}$. Below that, the perturbative expansion is expected to rapidly break down. The statistical error is larger in the high energy region, $\lambda > 1.8 \text{ GeV}$, since the lattice results are solely from the finest lattice ($\beta = 4.47$) for which

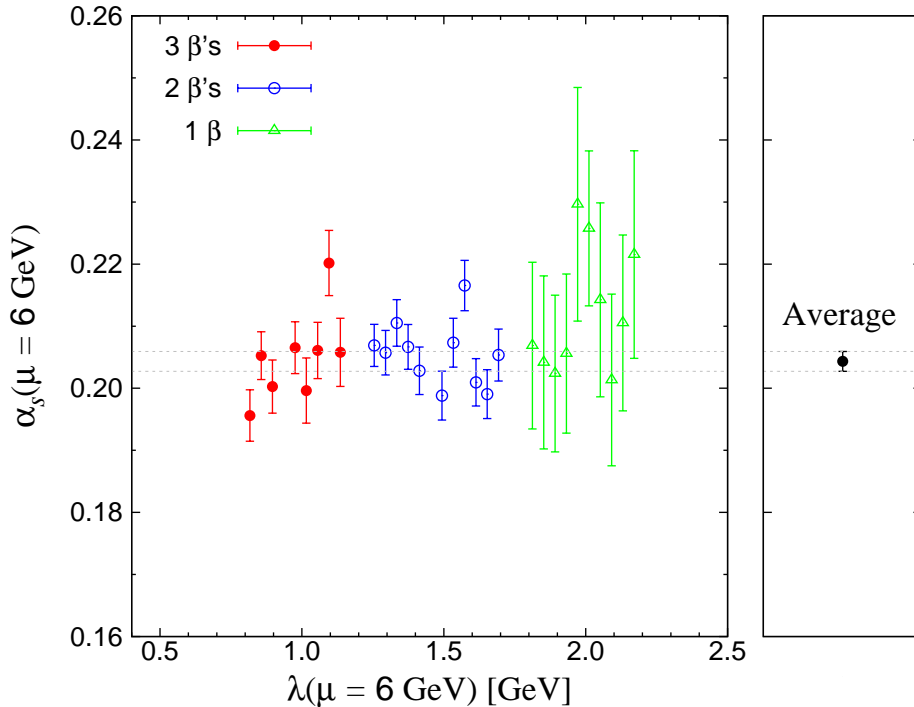


FIG. 9. Strong coupling constant $\alpha_s(\mu = 6 \text{ GeV})$ extracted from the exponent $F(\lambda)$ of the Dirac spectral function $\rho(\lambda)$.

the statistical signal is not as good as for other lattice spacings. We take the central value from the bins between $\lambda = 0.8$ and 1.25 GeV , since the data at all three lattice spacings are included in the continuum extrapolation. The statistically averaged value $\alpha_s(6 \text{ GeV}) = 0.204(2)$ thus obtained is also plotted in Figure 9 on the right panel.

In the following, we describe the possible sources of systematic error and our estimates for them.

The leading discretization effects are removed by the continuum extrapolation, and we estimate the remaining error from the difference between the results with Pauli-Villars masses $am_{\text{PV}} = 3$ and ∞ . From an explicit calculation, we estimate the error for $\alpha_s(6 \text{ GeV})$ as ± 0.003 .

Discretization errors may also be estimated by varying the number of points included in the continuum extrapolation. For the data points below $\lambda \simeq 1.2 \text{ GeV}$, for which three β values are included in the continuum extrapolation, we attempt to fit the data without the coarsest point and take its difference from the three-point extrapolation as an estimate of the systematic error of this source. This leads to an estimate of ± 0.006 for $\alpha_s(6 \text{ GeV})$. We therefore combine these estimates in quadrature for a conservative estimate of discretization

statistical	± 0.002
discretization	± 0.007
perturbative	± 0.007
lattice scale	± 0.001
renormalization	± 0.001
total	± 0.010

TABLE II. Estimated error for the determination of $\alpha_s(6 \text{ GeV})$ from the spectral density.

effects as ± 0.007 .

The perturbative error from unknown higher order coefficients is estimated by allowing ± 50 for d_5 of the $O(\alpha_s^5)$ term (see the discussions in Section II). This amounts to an uncertainty of ± 0.012 for $F(\lambda)$ and gives a variation of ± 0.002 for $\alpha_s(6 \text{ GeV})$. We also estimate the uncertainty due to the unknown $O(\alpha_s^6)$ contribution as discussed in Section II. This adds another ± 0.052 for $F(\lambda)$ and thus ± 0.007 for $\alpha_s(6 \text{ GeV})$. Overall, the perturbative uncertainty for $\alpha_s(6 \text{ GeV})$ is estimated to be ± 0.007 .

The error due to the scale setting enters as an overall shift of the physical scale, which affects $\alpha_s(6 \text{ GeV})$ due to a change of the QCD scale Λ_{QCD} . The leading scale dependence $\alpha_s(\mu) \simeq (-2\beta_0 \ln(\mu^2/\Lambda_{\text{QCD}}^2))^{-1}$ implies that the relative uncertainty 1.7% for the input value of t_0 amounts to an uncertainty of ± 0.001 for $\alpha_s(6 \text{ GeV})$. Similarly, the uncertainty in the renormalization scale $Z_S(2 \text{ GeV})$ gives an overall shift of the eigenvalue, which acts as a shift of the scale. The maximal uncertainty of $Z_S(2 \text{ GeV})$ is 1.5%, which leads to ± 0.001 for the estimated error in $\alpha_s(6 \text{ GeV})$ from this source.

The error estimates given above are summarized in Table II. By summing them in quadrature, we estimate the total error to be ± 0.010 , which includes the statistical error. Thus we obtain $\alpha_s(6 \text{ GeV}) = 0.204(10)$. The total uncertainty is dominated by discretization effects and higher order corrections of the perturbative expansion.

The result may be converted to the value at the Z boson mass scale $\alpha_s^{(5)}(M_Z)$ using the four-loop β function. The threshold effect is taken into account when switching to the renormalization scheme of four and then five dynamical quark flavors. We obtain $\alpha_s^{(5)}(M_Z) = 0.1226(36)$, which may be compared to the average of the lattice results $0.1182(12)$ [42] (the original works contributing to this average are [43–47]) as well as the world average

of the Particle Data Group, 0.1181(11) [48]. Our result is slightly higher but consistent within about one standard deviation. Compared to our own result, 0.1177(26) from the charmonium current correlator [9], which is obtained on the same set of lattice ensembles, the present result is higher by about 1.1 standard deviations.

VII. CONCLUSIONS

In this work, we perform a lattice calculation of the Dirac spectral density in QCD using the technique to stochastically estimate the number of eigenvalues in given intervals. We use lattice ensembles generated with 2+1 flavors of dynamical quarks. Discretization errors are subtracted as far as possible using an estimate in the free-quark limit. The results are extrapolated to the continuum limit from data taken at three lattice spacings.

The lattice results for the exponent of the spectral density are in good agreement with the perturbative QCD calculation available to order α_s^4 . This agreement is highly non-trivial since the value of the exponent is about 30–40% lower than its asymptotic value and the scale (or the eigenvalue λ) dependence is well reproduced. This observation adds another piece of evidence of the validity of QCD in both perturbative and non-perturbative regimes.

We extract the strong coupling constant using the lattice calculation of the spectral function as an input. As in other determinations of α_s , the control of discretization effects is essential because we are working at a relatively high energy scale. The results are in agreement with other determinations, although the error is not competitive. The main reason for the relatively large uncertainty is the remaining discretization effects. Namely, the region of λ is limited to 1.2 GeV or below to fully control the continuum limit, and this energy region is not optimal for the perturbative expansion to rapidly converge. A lattice calculation with finer lattice spacing and/or with improved discretization errors would be necessary to improve the precision.

Appendix A: Perturbative formulae for Dirac spectral density

In this appendix, we summarize useful formulae for the perturbative calculation of the Dirac spectral density.

The β -function and the mass anomalous dimension γ_m are given by [50, 51]

$$\beta(\mu) \equiv \frac{\partial \alpha_s}{\partial \ln \mu} = \beta_0 \alpha_s^2 + \beta_1 \alpha_s^3 + \beta_2 \alpha_s^4 + \beta_3 \alpha_s^5 + \beta_4 \alpha_s^6 + O(\alpha_s^7), \quad (\text{A.1})$$

$$\gamma_m(\mu) \equiv -\frac{\partial \ln m(\mu)}{\partial \ln \mu} = \gamma_0 \alpha_s + \gamma_1 \alpha_s^2 + \gamma_2 \alpha_s^3 + \gamma_3 \alpha_s^4 + \gamma_4 \alpha_s^5 + O(\alpha_s^6), \quad (\text{A.2})$$

where the coefficients are numerically given by

$$\begin{aligned} \pi \beta_0 &= -5.5 + 0.333333n_f, \\ \pi^2 \beta_1 &= -12.75 + 1.58333n_f, \\ \pi^3 \beta_2 &= -44.6406 + 8.73785n_f - 0.188079n_f^2, \\ \pi^4 \beta_3 &= -228.461 + 54.2679n_f - 3.16476n_f^2 - 0.0117134n_f^3, \\ \pi^5 \beta_4 &= -1049.12 + 363.598n_f - 34.312n_f^2 + 0.451714n_f^3 + 0.00359858n_f^4, \end{aligned} \quad (\text{A.3})$$

and

$$\begin{aligned} \pi \gamma_0 &= 2, \\ \pi^2 \gamma_1 &= 8.41667 - 0.277778n_f, \\ \pi^3 \gamma_2 &= 39.0313 - 4.56824n_f - 0.0540123n_f^2, \\ \pi^4 \gamma_3 &= 197.887 - 38.2149n_f + 0.552325n_f^2 + 0.0115864n_f^3, \\ \pi^5 \gamma_4 &= 1119.41 - 287.373n_f + 14.9648n_f^2 + 0.216637n_f^3 - 0.000170718n_f^4. \end{aligned} \quad (\text{A.4})$$

The scale dependent coefficients of the spectral function $\rho(\lambda)$ with $\lambda \neq \mu$ is given as follows.

$$\begin{aligned} -\frac{\rho_1}{\pi} &= c_1 - 4L_\lambda \gamma_0, \\ -\frac{\rho_2}{\pi^2} &= c_2 - 2L_\lambda^2 \gamma_0 [\beta_0 - 4\gamma_0] + L_\lambda [\beta_0 c_1 - 4(c_1 \gamma_0 - \gamma_0^2 + \gamma_1)], \\ -\frac{\rho_3}{\pi^3} &= c_3 - \frac{4}{3} L_\lambda^3 \gamma_0 [\beta_0^2 - 6\beta_0 \gamma_0 + 8\gamma_0^2] \\ &\quad + L_\lambda^2 [\beta_0^2 c_1 - 2\gamma_0(\beta_1 - 4c_1 \gamma_0 + 8\gamma_0^2 - 8\gamma_1) + \beta_0(-6c_1 \gamma_0 + 6\gamma_0^2 - 4\gamma_1)] \\ &\quad + L_\lambda [\beta_1 c_1 + \beta_0(2c_2 - c_1 \gamma_0) - 4(c_2 \gamma_0 - c_1 \gamma_0^2 + \gamma_0^3 + c_1 \gamma_1 - 2\gamma_0 \gamma_1 + \gamma_2)], \\ -\frac{\rho_4}{\pi^4} &= c_4 + \frac{1}{3} L_\lambda^4 \gamma_0 [-3\beta_0^3 + 22\beta_0^2 \gamma_0 - 48\beta_0 \gamma_0^2 + 32\gamma_0^3] \\ &\quad + \frac{1}{3} L_\lambda^3 [3\beta_0^3 c_1 - 2\beta_0^2(11c_1 \gamma_0 - 11\gamma_0^2 + 6\gamma_1) + 2\beta_0 \gamma_0(-5\beta_1 + 24c_1 \gamma_0 - 48\gamma_0^2 + 36\gamma_1)] \\ &\quad + \frac{1}{3} L_\lambda^3 [8\gamma_0^2(3\beta_1 - 4(c_1 \gamma_0 - 3\gamma_0^2 + 3\gamma_1))] \end{aligned}$$

$$\begin{aligned}
& +L_\lambda^2 \left[\beta_0^2(3c_2 - 5c_1\gamma_0/2) + \frac{1}{2}\beta_0(5\beta_1c_1 - 4(5c_2\gamma_0 - 7c_1\gamma_0^2 + 6\gamma_0^3 + 4c_1\gamma_1 - 9\gamma_0\gamma_1 + 3\gamma_2)) \right] \\
& +L_\lambda^2 [2(-\beta_2\gamma_0 + \beta_1(-3c_1\gamma_0 + 3\gamma_0^2 - 2\gamma_1))] \\
& +L_\lambda^2 [8(c_2\gamma_0^2 - 2c_1\gamma_0^3 + 3\gamma_0^4 + 2c_1\gamma_0\gamma_1 - 6\gamma_0^2\gamma_1 + \gamma_1^2 + 2\gamma_0\gamma_2)] \\
& +L_\lambda [\beta_2c_1 + 2\beta_1c_2 + 3\beta_0c_3 - \beta_1c_1\gamma_0 - 2\beta_0c_2\gamma_0 - 4c_3\gamma_0 + \beta_0c_1\gamma_0^2 + 4c_2\gamma_0^2 - 4c_1\gamma_0^3 + 4\gamma_0^4] \\
& +L_\lambda [-\beta_0c_1\gamma_1 - 4c_2\gamma_1 + 8c_1\gamma_0\gamma_1 - 12\gamma_0^2\gamma_1 + 4\gamma_1^2 - 4c_1\gamma_2 + 8\gamma_0\gamma_2 - 4\gamma_3], \\
-\frac{\rho_5}{\pi^5} = & c_5 - \frac{4}{15}L_\lambda^5\gamma_0 [3\beta_0^4 - 25\beta_0^3\gamma_0 + 70\beta_0^2\gamma_0^2 - 80\beta_0\gamma_0^3 + 32\gamma_0^4] \\
& +\frac{1}{3}L_\lambda^4 [3\beta_0^4c_1 + 4\beta_0\gamma_0^2(13\beta_1 - 20c_1\gamma_0 + 60\gamma_0^2 - 48\gamma_1)] \\
& +\frac{1}{3}L_\lambda^4 [\beta_0^3(-25c_1\gamma_0 + 25\gamma_0^2 - 12\gamma_1) - 16\gamma_0^3(3\beta_1 - 2c_1\gamma_0 + 8\gamma_0^2 - 8\gamma_1)] \\
& +\frac{1}{3}L_\lambda^4 [\beta_0^2\gamma_0(-13\beta_1 + 70c_1\gamma_0 - 140\gamma_0^2 + 88\gamma_1)] \\
& +\frac{1}{3}L_\lambda^3 [\beta_0^3(12c_2 - 13c_1\gamma_0) + \beta_0^2(13\beta_1c_1 - 52c_2\gamma_0 + 88c_1\gamma_0^2 - 70\gamma_0^3 - 36c_1\gamma_1 + 88\gamma_0\gamma_1 - 24\gamma_2)] \\
& +\frac{1}{3}L_\lambda^3 [-4\beta_0(3\beta_2\gamma_0 + \beta_1(13c_1\gamma_0 - 13\gamma_0^2 + 7\gamma_1))] \\
& +\frac{1}{3}L_\lambda^3 [-4\beta_0(-6(3c_2\gamma_0^2 - 7c_1\gamma_0^3 + 10\gamma_0^4 + 5c_1\gamma_0\gamma_1 - 16\gamma_0^2\gamma_1 + 2\gamma_1^2 + 4\gamma_0\gamma_2))] \\
& +\frac{1}{3}L_\lambda^3 [-2\gamma_0(3\beta_1^2 - 12\beta_1(2c_1\gamma_0 - 4\gamma_0^2 + 3\gamma_1))] \\
& +\frac{1}{3}L_\lambda^3 [-2\gamma_0(4(-3\beta_2\gamma_0 + 4(c_2\gamma_0^2 + 3(-c_1\gamma_0^3 + 2\gamma_0^4 + c_1\gamma_0\gamma_1 - 4\gamma_0^2\gamma_1 + \gamma_1^2 + \gamma_0\gamma_2))))] \\
& +L_\lambda^2 \left[\frac{3\beta_1^2c_1}{2} + \beta_0^2(6c_3 - 7c_2\gamma_0 + \frac{9c_1\gamma_0^2}{2} - 3c_1\gamma_1) \right] \\
& +L_\lambda^2 [\beta_1(\beta_0(7c_2 - 6c_1\gamma_0) - 2(5c_2\gamma_0 - 7c_1\gamma_0^2 + 6\gamma_0^3 + 4c_1\gamma_1 - 9\gamma_0\gamma_1 + 3\gamma_2))] \\
& +L_\lambda^2 [\beta_0(3\beta_2c_1 - 2(7c_3\gamma_0 - 11c_2\gamma_0^2))] \\
& +L_\lambda^2 [-2\beta_0(+12c_1\gamma_0^3 - 10\gamma_0^4 + 6c_2\gamma_1 - 17c_1\gamma_0\gamma_1 + 24\gamma_0^2\gamma_1 - 6\gamma_1^2 + 5c_1\gamma_2 - 12\gamma_0\gamma_2 + 4\gamma_3)] \\
& +L_\lambda^2 [-2(\beta_3\gamma_0 + \beta_2(3c_1\gamma_0 - 3\gamma_0^2 + 2\gamma_1) - 4(c_3\gamma_0^2 - 2c_2\gamma_0^3 + 3c_1\gamma_0^4 - 4\gamma_0^5 + 2c_2\gamma_0\gamma_1))] \\
& +L_\lambda^2 [-2(-4(-6c_1\gamma_0^2\gamma_1 + 12\gamma_0^3\gamma_1 + c_1\gamma_1^2 - 6\gamma_0\gamma_1^2 + 2c_1\gamma_0\gamma_2 - 6\gamma_0^2\gamma_2 + 2\gamma_1\gamma_2 + 2\gamma_0\gamma_3))] \\
& +L_\lambda [\beta_3c_1 + 2\beta_2c_2 + 3\beta_1c_3 + 4\beta_0c_4 - \beta_2c_1\gamma_0 - 2\beta_1c_2\gamma_0 - 3\beta_0c_3\gamma_0 - 4c_4\gamma_0 + \beta_1c_1\gamma_0^2 + 2\beta_0c_2\gamma_0^2] \\
& +L_\lambda [4c_3\gamma_0^2 - \beta_0c_1\gamma_0^3 - 4c_2\gamma_0^3 + 4c_1\gamma_0^4 - 4\gamma_0^5 - \beta_1c_1\gamma_1 - 2\beta_0c_2\gamma_1 - 4c_3\gamma_1 + 2\beta_0c_1\gamma_0\gamma_1] \\
& +L_\lambda [8c_2\gamma_0\gamma_1 - 12c_1\gamma_0^2\gamma_1 + 16\gamma_0^3\gamma_1 + 4c_1\gamma_1^2 - 12\gamma_0\gamma_1^2 - \beta_0c_1\gamma_2 - 4c_2\gamma_2 + 8c_1\gamma_0\gamma_2 - 12\gamma_0^2\gamma_2] \\
& +L_\lambda [8\gamma_1\gamma_2 - 4c_1\gamma_3 + 8\gamma_0\gamma_3 - 4\gamma_4], \tag{A.5}
\end{aligned}$$

where $L_\lambda = \ln(\lambda/\mu)$, and the numerical coefficients are

$$c_1 = \frac{10}{3\pi},$$

$$\begin{aligned}
c_2 &= \frac{2203 - 234n_f - 324\pi^2 + 8n_f\pi^2 - 48\zeta_3}{72\pi^2}, \\
c_3 &= \begin{cases} -5.98134 & (n_f = 3) \\ -5.90468 & (n_f = 2) \end{cases}.
\end{aligned} \tag{A.6}$$

Appendix B: Chirality and locality of generalized Pauli-Villars action

The overlap-Dirac operator constructed from the domain-wall fermion may be generalized by choosing an arbitrary value of the Pauli-Villars mass m_{PV} as represented in (III.1) and (III.2). In this note, we argue that this generalization does not spoil the chirality and locality property of the overlap-Dirac operator constructed from them.

The overlap-Dirac operator $D_{\text{ov}}(m_f = 0, m_{\text{PV}})$ satisfies the relation

$$\{D_{\text{ov}}^{-1}(m_f = 0, m_{\text{PV}}), \gamma_5\} = \frac{2a\gamma_5}{(2 - (b - c)M_0)M_0m_{\text{PV}}}, \tag{B.1}$$

where the numerical factor on the right-hand side depends on m_{PV} . It is analogous to the similar relation for the fixed point action $\{D_{\text{FP}}^{-1}, \gamma_5\} = 2a\gamma_5/\kappa_f$, where κ_f denotes a parameter to control the block-spin transformation [49]. In the limit of $\kappa_f \rightarrow \infty$, chirality is restored while locality is lost. For the domain-wall fermion with a generalized Pauli-Villars mass, m_{PV} plays the same role.

The source of non-locality is in the operator $V \equiv \gamma_5 \text{sgn}(\gamma_5 a D_M) = D_M / (D_M^\dagger D_M)^{1/2}$ as well as the kernel operator D_M itself. For the standard domain-wall fermion ($am_{\text{PV}} = 1$), V appears only in the numerator of the definition of aD_{ov} given in (III.2), and its locality is determined by that of D_M . The kernel operator contains a term $1/(2 + (b - c)aD_W)$, which is exponentially localized unless the denominator develops a pole. When $b - c = 1$, the standard choice for the domain-wall fermion, this is indeed the case as there is a mass of $O(1)$. Once the kernel operator is known to be exponentially local, V is also local following the argument of [52].

We can confirm this for the free field case. We calculate the Fourier transform of the domain-wall fermion operator and obtain its tail at long distances $|x|$. In general, it shows an exponential fall-off $\propto e^{-\theta|x|}$. Its rate θ is plotted as a function of am_{PV} in Figure 10.

It turns out that the localization length is optimized in the range $am_{\text{PV}} \simeq [1, 4]$. Our choice $am_{\text{PV}} = 3$ is within this range, and it's an equally valid choice as a domain-wall fermion formulation.

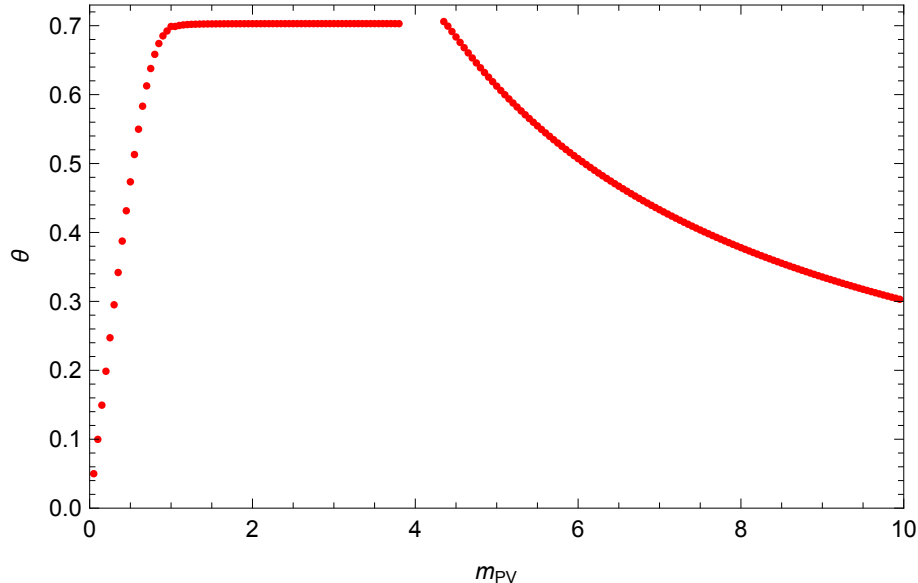


FIG. 10. Locality of the overlap operator constructed from the domain-wall fermions with different values of the Pauli-Villars mass m_{PV} .

ACKNOWLEDGMENTS

We are grateful to the members of the JLQCD collaboration for their collaborative works to generate the data, which enable this analysis. We also thank B.Colquhoun for carefully reading the manuscript. The lattice QCD simulation has been performed on Blue Gene/Q supercomputer at the High Energy Accelerator Research Organization (KEK) under the Large Scale Simulation Program (Nos. 13/14-4, 14/15-10, 15/16-09). This work is supported in part by the Grant-in-Aid of the Japanese Ministry of Education (No. 25800147, 26247043, 26400259), and Grand-in-Aid for JSPS fellows.

-
- [1] T. Banks and A. Casher, Nucl. Phys. B **169**, 103 (1980). doi:10.1016/0550-3213(80)90255-2
 - [2] H. Fukaya *et al.* [JLQCD Collaboration], Phys. Rev. Lett. **104**, 122002 (2010) Erratum: [Phys. Rev. Lett. **105**, 159901 (2010)] doi:10.1103/PhysRevLett.104.122002, 10.1103/PhysRevLett.105.159901 [arXiv:0911.5555 [hep-lat]].
 - [3] H. Fukaya *et al.* [JLQCD and TWQCD Collaborations], Phys. Rev. D **83**, 074501 (2011) doi:10.1103/PhysRevD.83.074501 [arXiv:1012.4052 [hep-lat]].
 - [4] L. Giusti and M. Luscher, JHEP **0903**, 013 (2009) doi:10.1088/1126-6708/2009/03/013

- [arXiv:0812.3638 [hep-lat]].
- [5] G. Cossu, H. Fukaya, S. Hashimoto, T. Kaneko and J. I. Noaki, PTEP **2016**, no. 9, 093B06 (2016) doi:10.1093/ptep/ptw129 [arXiv:1607.01099 [hep-lat]].
- [6] M. Tomii *et al.* [JLQCD Collaboration], Phys. Rev. D **94**, no. 5, 054504 (2016) doi:10.1103/PhysRevD.94.054504 [arXiv:1604.08702 [hep-lat]].
- [7] M. Tomii *et al.* [JLQCD Collaboration], arXiv:1703.06249 [hep-lat].
- [8] I. Allison *et al.* [HPQCD Collaboration], Phys. Rev. D **78**, 054513 (2008) doi:10.1103/PhysRevD.78.054513 [arXiv:0805.2999 [hep-lat]].
- [9] K. Nakayama, B. Fahy and S. Hashimoto, Phys. Rev. D **94**, no. 5, 054507 (2016) doi:10.1103/PhysRevD.94.054507 [arXiv:1606.01002 [hep-lat]].
- [10] G. S. Bali, C. Bauer and A. Pineda, Phys. Rev. D **89**, 054505 (2014) doi:10.1103/PhysRevD.89.054505 [arXiv:1401.7999 [hep-ph]].
- [11] G. S. Bali, C. Bauer, A. Pineda and C. Torrero, Phys. Rev. D **87**, 094517 (2013) doi:10.1103/PhysRevD.87.094517 [arXiv:1303.3279 [hep-lat]].
- [12] L. Del Debbio and R. Zwicky, Phys. Rev. D **82**, 014502 (2010) doi:10.1103/PhysRevD.82.014502 [arXiv:1005.2371 [hep-ph]].
- [13] A. Patella, Phys. Rev. D **86**, 025006 (2012) doi:10.1103/PhysRevD.86.025006 [arXiv:1204.4432 [hep-lat]].
- [14] A. Cheng, A. Hasenfratz, G. Petropoulos and D. Schaich, JHEP **1307**, 061 (2013) doi:10.1007/JHEP07(2013)061 [arXiv:1301.1355 [hep-lat]].
- [15] K. G. Chetyrkin and J. H. Kuhn, Nucl. Phys. B **432**, 337 (1994) doi:10.1016/0550-3213(94)90605-X [hep-ph/9406299].
- [16] J. L. Kneur and A. Neveu, Phys. Rev. D **92**, no. 7, 074027 (2015) doi:10.1103/PhysRevD.92.074027 [arXiv:1506.07506 [hep-ph]].
- [17] D. B. Kaplan, Phys. Lett. B **288**, 342 (1992) doi:10.1016/0370-2693(92)91112-M [hep-lat/9206013].
- [18] Y. Shamir, Nucl. Phys. B **406**, 90 (1993) doi:10.1016/0550-3213(93)90162-I [hep-lat/9303005].
- [19] R. C. Brower, H. Neff and K. Orginos, arXiv:1206.5214 [hep-lat].
- [20] P. A. Boyle [UKQCD Collaboration], PoS LATTICE **2014**, 087 (2015).
- [21] H. Neuberger, Phys. Lett. B **427**, 353 (1998) doi:10.1016/S0370-2693(98)00355-4 [hep-lat/9801031].

- [22] K. Cichy, JHEP **1408**, 127 (2014) doi:10.1007/JHEP08(2014)127 [arXiv:1311.3572 [hep-lat]].
- [23] K. Nakayama, S. Hashimoto and H. Fukaya, arXiv:1711.02269 [hep-lat].
- [24] E. Di Napoli, E. Polizzi and Y. Saad, arXiv:1308.4275 [cs.NA]
- [25] Z. Fodor, K. Holland, J. Kuti, S. Mondal, D. Negradi and C. H. Wong, PoS LATTICE **2015**, 310 (2016) [arXiv:1605.08091 [hep-lat]].
- [26] K. G. Wilson, Phys. Rev. D **10**, 2445 (1974). doi:10.1103/PhysRevD.10.2445
- [27] J. B. Kogut and L. Susskind, Phys. Rev. D **11**, 395 (1975). doi:10.1103/PhysRevD.11.395
- [28] P. A. Baikov, K. G. Chetyrkin and J. H. Khn, arXiv:1606.08659 [hep-ph].
- [29] C. Morningstar and M. J. Peardon, Phys. Rev. D **69**, 054501 (2004) doi:10.1103/PhysRevD.69.054501 [hep-lat/0311018].
- [30] M. Lüscher, JHEP **1008**, 071 (2010) Erratum: [JHEP **1403**, 092 (2014)] doi:10.1007/JHEP08(2010)071, 10.1007/JHEP03(2014)092 [arXiv:1006.4518 [hep-lat]].
- [31] S. Borsanyi *et al.*, JHEP **1209**, 010 (2012) doi:10.1007/JHEP09(2012)010 [arXiv:1203.4469 [hep-lat]].
- [32] T. Kaneko *et al.* [JLQCD Collaboration], PoS LATTICE **2013**, 125 (2014) [arXiv:1311.6941 [hep-lat]].
- [33] J. Noaki *et al.* [JLQCD Collaboration], PoS LATTICE **2013**, 263 (2014).
- [34] H. Fukaya *et al.* [JLQCD Collaboration], Phys. Rev. D **92**, no. 11, 111501 (2015) doi:10.1103/PhysRevD.92.111501 [arXiv:1509.00944 [hep-lat]].
- [35] M. Tomii *et al.* [JLQCD Collaboration], arXiv:1511.09170 [hep-lat].
- [36] B. Fahy, G. Cossu, S. Hashimoto, T. Kaneko, J. Noaki and M. Tomii, arXiv:1512.08599 [hep-lat].
- [37] T. Kaneko *et al.* [JLQCD Collaboration], PoS LATTICE **2016**, 297 (2017) [arXiv:1701.00942 [hep-lat]].
- [38] B. Colquhoun, S. Hashimoto and T. Kaneko, arXiv:1710.07094 [hep-lat].
- [39] S. Hashimoto, PTEP **2017**, no. 5, 053B03 (2017) doi:10.1093/ptep/ptx052 [arXiv:1703.01881 [hep-lat]].
- [40] G. Cossu, J. Noaki, S. Hashimoto, T. Kaneko, H. Fukaya, P. A. Boyle and J. Doi, arXiv:1311.0084 [hep-lat].
- [41] P. A. Baikov, K. G. Chetyrkin and J. H. Khn, JHEP **1410**, 076 (2014) doi:10.1007/JHEP10(2014)076 [arXiv:1402.6611 [hep-ph]].

- [42] S. Aoki *et al.*, Eur. Phys. J. C **77**, no. 2, 112 (2017) doi:10.1140/epjc/s10052-016-4509-7 [arXiv:1607.00299 [hep-lat]].
- [43] B. Chakraborty *et al.*, Phys. Rev. D **91**, no. 5, 054508 (2015) doi:10.1103/PhysRevD.91.054508 [arXiv:1408.4169 [hep-lat]].
- [44] C. McNeile, C. T. H. Davies, E. Follana, K. Hornbostel and G. P. Lepage, Phys. Rev. D **82**, 034512 (2010) doi:10.1103/PhysRevD.82.034512 [arXiv:1004.4285 [hep-lat]].
- [45] A. Bazavov, N. Brambilla, X. Garcia i Tormo, P. Petreczky, J. Soto and A. Vairo, Phys. Rev. D **90**, no. 7, 074038 (2014) doi:10.1103/PhysRevD.90.074038 [arXiv:1407.8437 [hep-ph]].
- [46] S. Aoki *et al.* [PACS-CS Collaboration], JHEP **0910**, 053 (2009) doi:10.1088/1126-6708/2009/10/053 [arXiv:0906.3906 [hep-lat]].
- [47] K. Maltman, D. Leinweber, P. Moran and A. Sternbeck, Phys. Rev. D **78**, 114504 (2008) doi:10.1103/PhysRevD.78.114504 [arXiv:0807.2020 [hep-lat]].
- [48] C. Patrignani *et al.* [Particle Data Group], Chin. Phys. C **40**, no. 10, 100001 (2016). doi:10.1088/1674-1137/40/10/100001
- [49] P. Hasenfratz, V. Laliena and F. Niedermayer, Phys. Lett. B **427**, 125 (1998) doi:10.1016/S0370-2693(98)00315-3 [hep-lat/9801021].
- [50] P. A. Baikov, K. G. Chetyrkin and J. H. Kuhn, Phys. Rev. Lett. **118**, no. 8, 082002 (2017) doi:10.1103/PhysRevLett.118.082002 [arXiv:1606.08659 [hep-ph]].
- [51] P. A. Baikov, K. G. Chetyrkin and J. H. Kuhn, JHEP **1410**, 076 (2014) doi:10.1007/JHEP10(2014)076 [arXiv:1402.6611 [hep-ph]].
- [52] P. Hernandez, K. Jansen and M. Luscher, Nucl. Phys. B **552**, 363 (1999) doi:10.1016/S0550-3213(99)00213-8 [hep-lat/9808010].
- [53] S. Aoki, T. Izubuchi, Y. Kuramashi and Y. Taniguchi, Phys. Rev. D **67**, 094502 (2003) doi:10.1103/PhysRevD.67.094502 [hep-lat/0206013].