

Evaluation of 5G New Radio Non-orthogonal Multiple Access Methods for Military Applications

Cagri Goken
ASELSAN Inc., Ankara, Turkey
Email: cgoken@aselsan.com.tr

Alptekin Yilmaz
ASELSAN Inc., Ankara, Turkey
Email: alptekiny@aselsan.com.tr

Onur Dizdar
ASELSAN Inc., Ankara, Turkey
Email: odizdar@aselsan.com.tr

Abstract—Non-orthogonal multiple access (NOMA) is an enabling technique to support massive connectivity and utilize the radio resources more efficiently. A number of novel NOMA schemes have been proposed for 5G New Radio (NR) standards. In this study, we evaluate various 5G NOMA methods for different military communications scenarios. First, we provide the description of basic principles in each evaluated scheme, then we investigate and compare their performances under different system parameters such as spectral efficiency, overload factor and antenna numbers in various channel models. Finally, we provide the discussions and insights on the suitability of the evaluated schemes for the considered military scenarios based on simulations.

Index Terms—Non-orthogonal multiple access (NOMA), 5G, satellite communications, military networks, polar codes.

I. INTRODUCTION AND MOTIVATION

NOMA schemes are based on the idea that multiple users share the same resource block (e.g. time slot, subcarrier group) via non-orthogonal resource allocation. The main motivation behind NOMA is to increase system capacity by utilizing the resources more efficiently and/or provide enhanced connectivity [1]. The idea of users sharing the same resource blocks is not new and has been used in previous commercial wireless systems, e.g. 3G, and military waveforms, Mobile User Objective System (MUOS) for military UHF satellite communication (SATCOM) [3]. Starting with the standardization process of 5G waveform, there has been a renewed interest in NOMA recently. 3GPP has evaluated a number of novel NOMA schemes extensively targeting massive machine type communications (mMTC). This use case requires the connection of massive number of low-cost, energy-efficient devices sending sparse, small packets in the uplink communications [2]. There has not been a final conclusion about which technique(s) will be used in future releases (Rel. 16 and onward) despite promising results yet.

Most of the recently proposed NOMA methods are considered for commercial scenarios, NOMA can also be employed in modern military communications systems as well. Some of the example scenarios where NOMA methods can provide significant benefits in military communications can be listed as:

- In satellite communications, the efficient use of bandwidth becomes more and more necessary with the increasing number of terminals and unmanned aerial vehicles (UAVs) using the satellite links. NOMA can be used for channel requests and synchronization signaling as an alternative to dynamical channel allocation methods by reducing delay and overhead.
- In covert military operations, the soldiers can send various types of data supplied by sensors and cameras to the

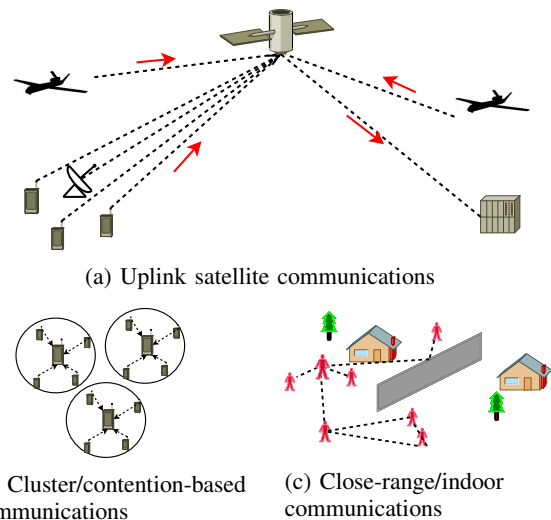


Fig. 1: Military scenarios potentially employing NOMA

team leader in close-range and indoor communications scenarios [8]. NOMA techniques can be employed in such scenarios to send information from large number of monitoring devices to a fusion/command center.

- In tactical area communications, the increased number of connected radios in a network lead to a clustering based network structure rather than a flat network [9]. For the uplink communications inside the cluster, members can send packets to the cluster-head by NOMA schemes, which will potentially increase the total spectral efficiency and simplify the link scheduling algorithms. Also, NOMA can be used instead of contention based access methods used for channel allocation requests to reduce packet collisions and increase the system capacity.

Even though a wide variety of NOMA techniques are evaluated in the literature, the main evaluation scenario of the proposed techniques is communications with low spectral efficiency in channels with slow fading and short RMS delay spread (30–300 ns.) as it targets commercial platforms. In military communications, the channel conditions and use cases can be quite different from the commercial ones. The robustness and reliability of the communications even in rough channel conditions are the top priorities. Therefore, a new technique has to be tested thoroughly and its characteristics and limits need to be well-understood. Therefore, it is important to analyse the different NOMA schemes under diverse scenarios to decide about their suitability to aforementioned possible military use cases. Our main contribution in this study is to test and evaluate

the performances of NOMA methods in different channel models and use cases in the scope of military communications, which has not been considered in the literature to the best of our knowledge. Our goal is to understand the characteristics of each method under varying conditions and draw useful conclusions based on extensive simulations. In order to fulfill this purpose, we have selected a candidate technique from different NOMA classes. We have also analyzed the performance of superposed Orthogonal Frequency Division Multiplexing (OFDM) as the benchmark scheme, in which no user-specific signatures are employed and the user signals are separated by advanced successive-interference cancellation (SIC) receiver. We provide our main observations in the discussion part in Section IV.

II. BACKGROUND

A. System Model

In this paper, we consider uplink transmission scenarios with OFDM, in which M users share the same physical (time and frequency) resources to communicate with a single receiver. The transmissions of the users are assumed to be synchronized at the receiver. The received signal at the k -th subcarrier, $k \in \{0, 1, \dots, N-1\}$, is modeled as

$$Y_k = \sum_{i=1}^M \sqrt{p_i} h_{i,k} s_{i,k} + n_k, \quad (1)$$

where n_k is the additive white Gaussian noise at the receiver, p_i is the transmitted power for the i -th user, $h_{i,k}$ is the combined effect of path loss and fading and $s_{i,k}$ is the transmitted symbol (including effects of NOMA processing) at the k -th subcarrier for the i -th user, respectively.

B. Basic Principles

The novel NOMA schemes proposed for 5G share the common idea to superpose different users' signals in the same orthogonal resource block in a controlled manner so that they can be recovered using advanced receiver structures. The ratio of the number of users to the number of resource blocks is called the *overload factor*. In order to limit the multi-user interference and distinguish between the users, user specific signatures need to be used. The proposed NOMA schemes for 5G are classified depending on the type of signatures, which can be in power-domain or in modulation and symbol level processing including spreading, repetition, interleaving and codebook mapping [10].

A general description of NOMA transmitter and receiver¹ structures considered in this study are depicted in Fig. 2. At the transmitter side, the encoded user data are modulated and repeated/spread with user-specific sequences. Then, the user signals are superposed in specific resource blocks. It should be noted that modulation and spreading operations are performed jointly in some of the considered NOMA schemes.

At the receiver side, advanced receiver structures, such as Successive Interference Cancellation (SIC) or Message Passing Algorithm (MPA) are employed depending on NOMA schemes to recover user data under multi-user interference. In SIC, the received signal is first filtered by Matched Filter (MF) or

¹The blocks with * are optional in some schemes, even though they are included in this study.

Minimum Mean Squared Error (MMSE) filter. For soft input FEC decoding, the log-likelihood ratios (LLR) are calculated in accordance with [11]. After LLR calculation, the user data are first decoded, then reconstructed and subtracted from the received signal until all user data has been processed. The processing order of users can be formed according to their post filter signal to noise-interference ratio (SINR) or any other criteria. This procedure can be performed for several iterations if necessary. On the other hand, MPA is a generic algorithm providing near Maximum Likelihood (ML) detection performance and working on a factor graph representation. It calculates the probability of the codewords for each user by iteratively passing messages in a bipartite graph.

C. Evaluated Methods

In this study, we evaluate 4 different 5G NOMA schemes in addition to superposed OFDM as the benchmark scheme. We briefly describe each method as follows:

1) *Sparse Coded Multiple Access (SCMA)*: SCMA is a codebook-based NOMA method which performs modulation and spreading jointly [12]. Particularly, each user has a different codebook which contains J different sparse codewords with length N . At the transmitter, a user maps $\log_2 J$ bits to a specific codeword in the codebook and codewords are sparse in the sense that the number of nonzero elements in a codeword is much less than N . The sparse structure of SCMA codewords allows MPA to be a suitable receiver to detect user data. For SCMA, the codebook available in [13] has been used in this study.

2) *Pattern Division Multiple Access (PDMA)*: PDMA is a codebook-based NOMA scheme employing a user-specific pattern mapping of the modulated user symbols to resource blocks for differentiating the user data. PDMA patterns are selected to offer different orders of transmit diversity. To recover the user data, a receiver based on MMSE filter working together with SIC algorithm iteratively or MPA is proposed in the literature [14], [15].

3) *Repetition Division Multiple Access (RDMA)*: RDMA is an interleaver based NOMA scheme introduced in [16]. The scheme separates the user data and utilizes time and frequency diversity by assigning distinct cyclic shift repetition patterns in frequency domain to users. Due to the RDMA pattern, the interference level between users can be limited and randomized so that an SIC receiver with MF or MMSE filtering can distinguish the user data.

4) *Multi User Shared Access (MUSA)*: MUSA is a spreading sequence-based NOMA method as proposed in [17]. In this method, each user's modulated symbols are spread by short, user-specific codes and transmitted in the same resource blocks. At the receiver, each user's data can be detected using SIC procedure. In [18], a receiver structure employing CRC-based SIC and user-specific MMSE filtering is proposed and it has been used in this study as well. Also, we use the spreading sequences given in [18].

5) *Superposed OFDM (S-OFDM)*: S-OFDM can be considered as a simple NOMA scheme where the user signals utilizing OFDM signaling are simply added to each other in the same resource blocks without any NOMA type processing at the transmitter side and SIC is utilized at the receiver side. A very detailed complexity analysis has been provided in [2].

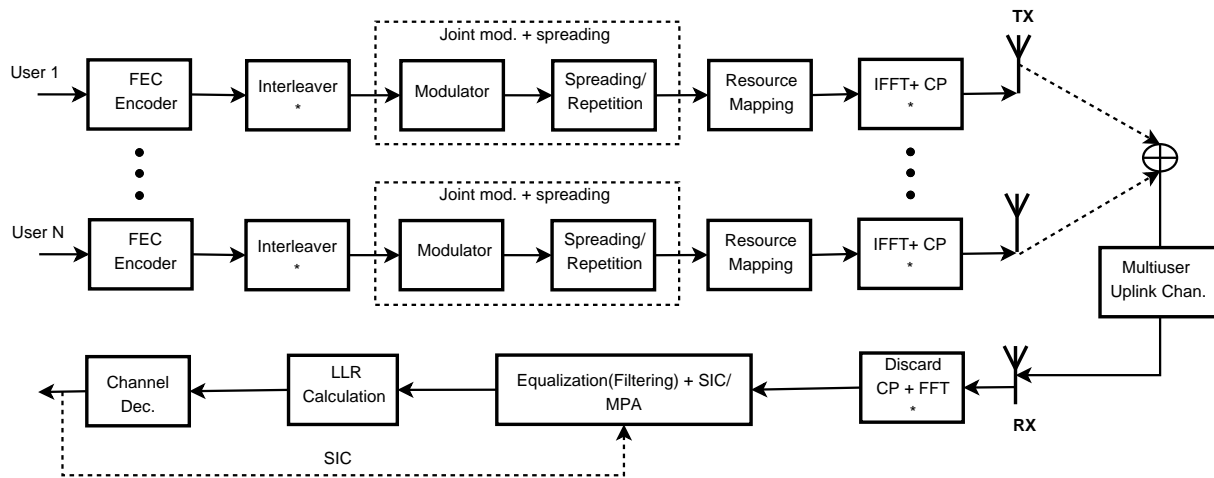


Fig. 2: NOMA TX-RX.

Therefore, we mainly focus on the error performances of the studied schemes due to lack of space, which are provided in the next section.

III. NUMERICAL RESULTS

A. Scenarios

In satellite communications, high Doppler and phase errors can be observed due to the orbital movement of satellites. Additionally, creating significant received power difference in is difficult since variations in the user channels are limited [24], [25] and performing back-off at significant levels is not feasible due to large communication distances. Accordingly, we assume that the received power differences between the multiplexing users are chosen independently from a uniform distribution, i.e. (1) becomes $Y_k = \sum_{i=1}^M \alpha_i s_{i,k} + n_k$, where $10 \log(|\alpha_i|^2) \sim U(-l, +l)$.

For sensor networks/military IoT and covert operation/indoor communications, the environmental conditions are similar to those in mMTC scenario. For example, in [8], statistics for RMS delay spread for soldier to soldier links are provided where most of the energy of the signal arrives in 25 ns, and occasional multipath components arrive between 100 and 150 ns. Therefore, for close-range/indoor communications and sensor networks, we use TDL-A channel which has an RMS delay spread of 30 ns to evaluate NOMA schemes, which is also one of the selected channels for the evaluation of NOMA schemes in 5G [6].

For tactical area communications, various channel models can be adopted depending on the considered scenario. In this work, we assume a communications requirement in a densely built urban area and consider the COST207 Bad Urban (BU) wideband channel model [22].

B. Simulation Results

The system parameters and the receiver structures for the schemes are given in Table I. First, we test the NOMA schemes described in Section II-C with 150% and 300% overload factors.² In the simulations, the user spectral efficiencies (SE)

²Note that SCMA can support a maximum number of 6 users using 4 resources, therefore we evaluated SCMA in only 150% overload factor. One can notice that the codeword length for S-OFDM is 4 times those of other schemes. S-OFDM does not perform any repetition or spreading on multiple physical resources as other NOMA schemes so that we employ a longer codeword for S-OFDM over 4 OFDM symbols for the sake of fairness.

TABLE I: Simulation Parameters

FFT Size	512	
# of OFDM Subcarriers	256	
OFDM Symbol Length [us]	60	
OFDM CP Length [us]	15	
Carrier Frequency [MHz]	2000	
Modulation	QPSK	
FEC	Polar	
OFDM Symbol Number	4	
Codeword Length [bits]	RDMA SCMA PDMA MUSA	512
	S-OFDM	2048
Spectral Efficiency	1/4, 1/6	
CRC Length [bits]	16	
FEC Decoder	SCL-16	
Antenna Number	1×1 (SISO), 1×2 (SIMO)	
Channel Estimation	Ideal, MMSE	
Receiver	RDMA	MF-SIC-CRC
	SCMA	MPA
	PDMA	MMSE-SIC-CRC
	MUSA	MMSE-SIC-CRC
	S-OFDM	MMSE-SIC-CRC
Monte Carlo	10000	

are set to 1/4 and 1/6 bits/s/Hz for all evaluated schemes. The channel estimation is assumed to be ideal in all cases but the scenario with CFO for which MMSE based channel estimation is performed.

In Figures 3 and 4, the performances of the considered NOMA schemes with 150% overload factor are provided for satellite communications scenario with $l = 1$ and 1/4 and 1/6 bits/s/Hz SE per user, respectively. It is observed that the schemes RDMA and S-OFDM do not perform well, when the SE per user is 1/4. On the other hand, all schemes except S-OFDM perform well with varying successes when the SE per user is decreased down to 1/6. The results show that uplink NOMA methods are required in scenarios without significant channel variations as S-OFDM performs poorly in all of them. Also, the performances of the schemes are improved when SE is decreased. In Fig. 5, we observe the effects of CFO errors when the SE per user is 1/6. We note the significant performance loss as compared to the case without CFO. Furthermore, RDMA does not work in this particular scenario. These imply that CFO estimation and correction are

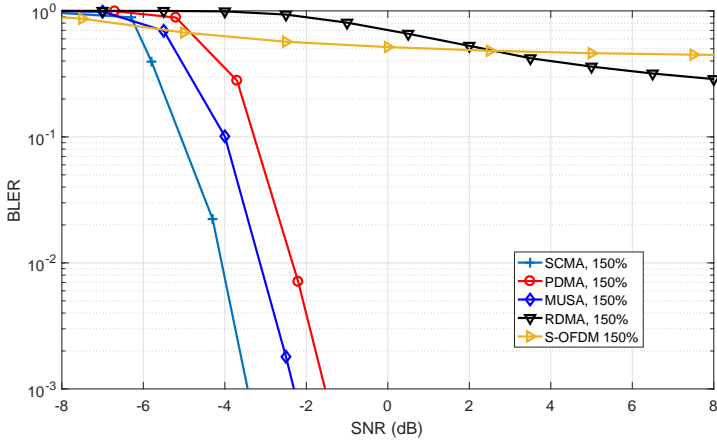


Fig. 3: Scenario 1: $10 \log(|\alpha_i|^2) \sim U(-1, +1)$, SE per user = 1/4 bits/s/Hz, SIMO.

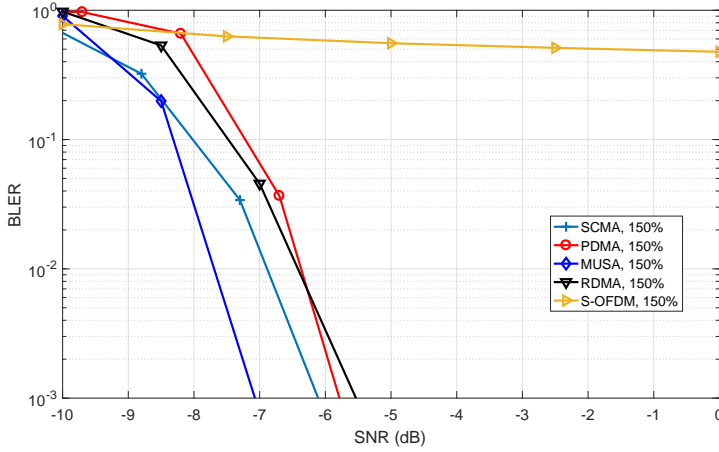


Fig. 4: Scenario 2: $10 \log(|\alpha_i|^2) \sim U(-1, +1)$, SE per user = 1/6 bits/s/Hz, SIMO.

necessary in general.

In Figures 6 and 7, we investigate the performances of the schemes in BU channel for 1/4 and 1/6 bits/s/Hz SE per user, respectively. In this case, we assume that p_i in (1) are the same for all users in order to investigate the effect of channel selectivity on the error performance. We observe that the schemes perform much better compared to the case with small channel variations given above. The performance improvement is due to the fact that BU is a highly frequency selective channel, and it differentiates the multiplexing users via frequency diversity. We note that in both figures, S-OFDM gives the best performance as it is able to utilize lower code rates for a given SE per user compared to other schemes due to lack of operations such as repetition or spreading, hence it has a significant coding gain in this particular scenario.

In Fig. 8, we investigate the performances of the schemes in TDL-A channel with 1/4 bits/s/Hz SE per user. Again, we assume that p_i are the same for all users. Note that TDL-A is a less frequency selective channel than BU. The diversity difference in the channels can be observed from the slopes of BLER curves in Figures 6 and 8. However, TDL-A channel naturally provides a received power difference, which enables easier separation of users compared to the previously investigated cases, hence the performance of best and worst

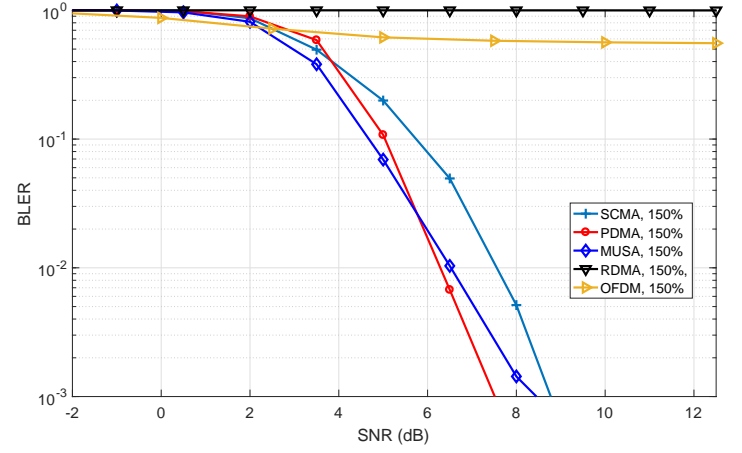


Fig. 5: Scenario 3: $10 \log(|\alpha_i|^2) \sim U(-1, +1)$, CFO error uniformly distributed in $[-0.1, +0.1]$ ppm, SE per user = 1/6 bits/s/Hz, SIMO.

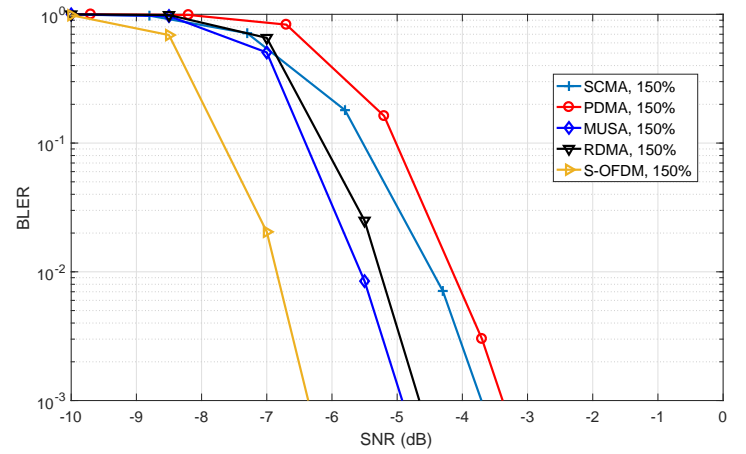


Fig. 6: Scenario 4: BU channel, SE per user = 1/4 bits/s/Hz, SIMO.

scheme is in a 3 dB range.

So far, we only considered SIMO configuration in our simulations. In Fig. 9, we focus on a SISO setting which may be the case for certain military communications scenarios. The diversity gain by multiple receive antennas can be observed by comparing Figures 8 and 9. The results in Fig. 9 imply that extra receiver antennas help the system, however it is still possible to apply NOMA schemes in a SISO system.

In Table II, we provide the SNR values to reach BLER target of 10^{-2} for 150% and 300% overload factors and all scenarios considered in the figures. In the Scenario 1, it is observed that none of the schemes can operate in high overload conditions. On the other hand, when the SE per user is decreased in the Scenario 2, MUSA and PDMA can reach the target BLER levels for 300% overload factor with 10-15 dB loss compared to 150% overload factor. We also note that in the Scenario 3, none of the schemes can reach the target level due to CFO present in the signal.

In the Scenario 4, the performances of the MUSA and PDMA can surpass that of S-OFDM when overload factor is increased to 300%. This implies that these methods are more robust against overloading compared to S-OFDM in this

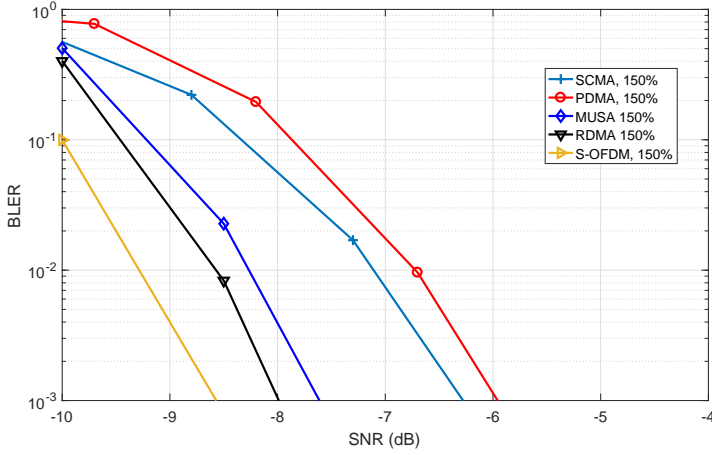


Fig. 7: Scenario 5: BU channel, SE per user= 1/6 bits/s/Hz, SIMO.

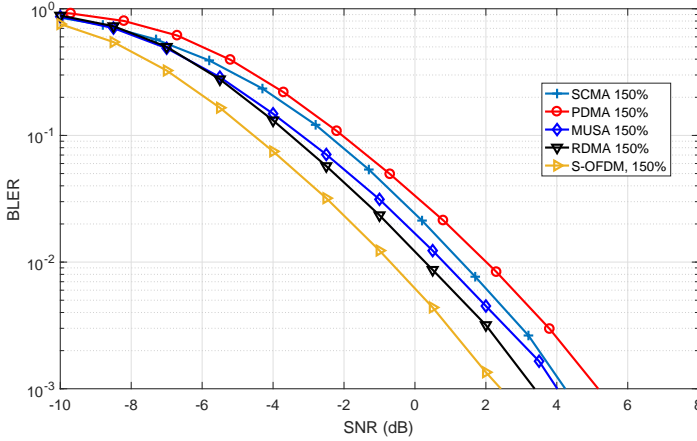


Fig. 8: Scenario 6: TDL-A channel, SE per user= 1/4 bits/s/Hz, SIMO.

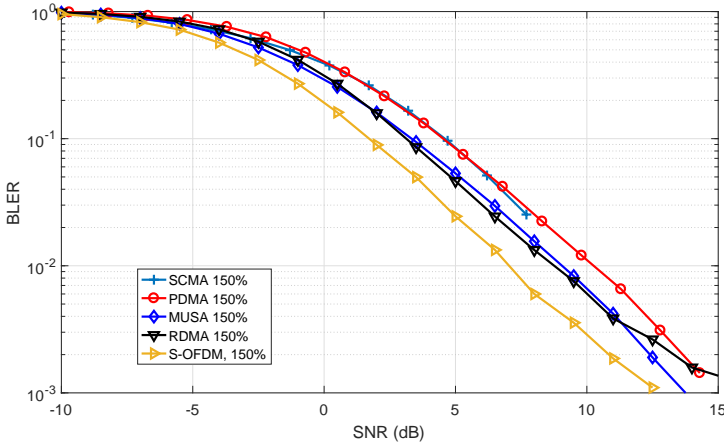


Fig. 9: Scenario 7: TDL-A channel, SE per user= 1/4 bits/s/Hz, SISO.

scenario (see also, Fig. 10). However, when SE per user is decreased in the Scenario 5, S-OFDM can still perform better than other schemes at both overload factors,. Also note that all schemes can reach the target BLER in this case.

In the Scenario 6, high overload factors can be supported in TDL-A channel. For example, we observe that there is negligible performance gap (≈ 0.05 dB) between 150% and

TABLE II: SNR performances of the methods at target BLER [dB]

Scn.	MUSA		PDMA		RDMA		S-OFDM	
	150%	300%	150%	300%	150%	300%	150%	300%
1	-3.13	N/A	-2.34	N/A	N/A	N/A	N/A	N/A
2	-7.7	4.3	-6.37	8.23	-6.42	N/A	N/A	N/A
3	6.52	N/A	7.48	N/A	N/A	N/A	N/A	N/A
4	-5.56	-3.45	-4.15	-1.31	-5.26	N/A	-6.85	-0.2
5	-8.26	-7.92	-6.72	-3.9	-8.57	-5.58	-9.27	-8.14
6	0.80	0.85	2.00	4.06	0.28	N/A	-0.7	-0.64
7	9.1	N/A	10.25	N/A	8.75	N/A	7.05	N/A

300% overload factors for MUSA and S-OFDM. An important observation for the SISO case in the Scenario 7, is the performance degradation with 300% overload in all schemes showing that using more receiver antennas is desirable from overloading perspective.

Next, we investigate the BLER performances of the schemes with respect to overload factors when SE per user= 1/4 bits/s/Hz. In Fig. 10, we give the performance results for 3 different channel scenarios. Note that, in Figures 3–5, we investigated the case with $10 \log(|\alpha_i|^2) \sim U(-1, +1)$ and it was observed that high overload factors can not be supported in this specific case. In Fig. 10, we consider a scenario with $10 \log(|\alpha_i|^2) \sim U(-7, +17)$. One can observe that, MUSA outperforms S-OFDM and RDMA for all considered overload factors. Also, the performances of the schemes for TDL-A and BU channels are provided at SNR values of 2 dB and -2 dB, respectively. Note that in both channels, MUSA gives the best performance in high overload values. One can observe that the performance of MUSA is almost identical up to 500% overload, showing its robustness to high interference in TDL-A channel. In BU channel, it can be observed that the performances of all schemes degrade as the overload factor increases. Note that it is possible to support larger overload factors in TDL-A channel compared to BU. One can note that even though the performance of S-OFDM is the better than those of other schemes with low overload factors, its performance is quickly surpassed as the overload factor increases. The reason behind that is the fact that with low overload factors, using low code rates instead of repetition/spreading based methods provides coding gain; however as the overload factor increases, specific NOMA processing techniques help decrease the effects of interference. Therefore lowering the code rate in high overload scenarios is not a solution anymore, and NOMA methods are required.

IV. DISCUSSION AND CONCLUSION

In this study, we investigated the performances of 5G NOMA schemes for certain scenarios in military communications. The key observations in this study are as follows:

- In satellite communications with small channel variations, it is not possible to support high overload factors compared to other scenarios, assuming the user received powers are close to each other. Also, superposing users with low code rate is not a valid solution, and NOMA schemes are required as the channel does not naturally separate the users. It is also observed that NOMA schemes are sensitive to CFO errors, and CFO correction is required in general.

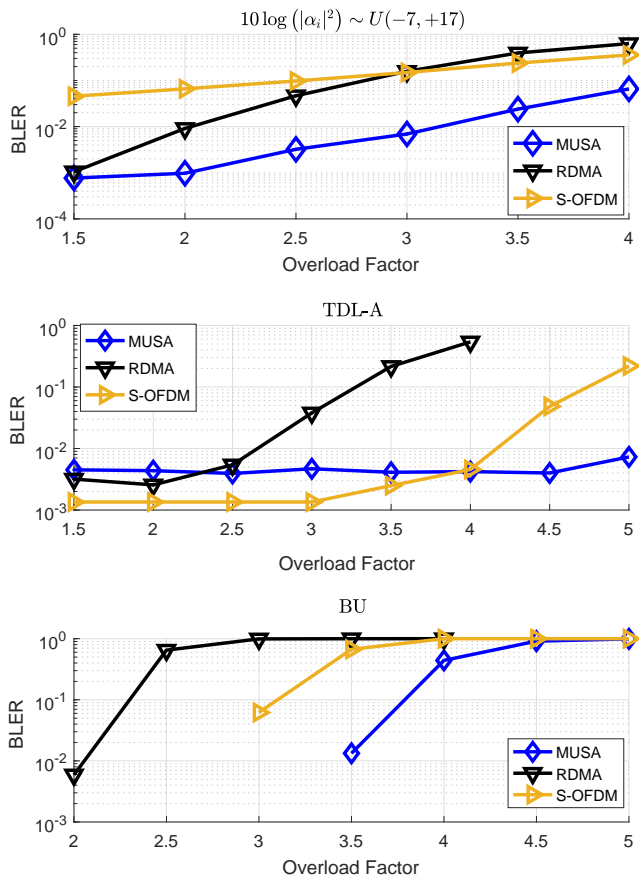


Fig. 10: BLER vs Overload Factor, SE per user= 1/4 bits/s/Hz, SIMO.

- For tactical area communications (BU), it is observed that NOMA schemes exploit the high frequency selectivity of the channel to create diversity and randomize the interference. The schemes are especially useful in high overload scenarios.
- For close-range/indoor communication scenarios (TDL-A), as the channel has larger coherence bandwidth compared to BU, less frequency diversity is observed. However, the channel creates a received power difference between the users so that they are separable in power domain. By using SIC based receivers, it is possible to support overload factors up to 500% (and possibly higher) via NOMA schemes.
- S-OFDM provides good performance in low spectral efficiency and overload factors due to advanced MMSE-SIC-CRC receiver. However, in order to support larger overload values, specific NOMA schemes need to be used as illustrated in simulations.
- SIMO technology is key in many scenarios as it provides an additional source of diversity.
- Advanced soft receivers can improve SCMA performance [23]. For PDMA, it is known that MPA based receivers can provide performance gains over SIC-based receivers [14]. For RDMA, the performance can be improved by using block based MMSE-SIC receivers at the expense of increased complexity.

REFERENCES

- [1] F. Luo and C. Zhang, *Signal Processing for 5G: Algorithm and Implementations*, Wiley-IEEE Press, 2016.
- [2] 3GPP TR 38.812 V16.0.0, "Study on non-orthogonal multiple access (NOMA) for NR (Release 16)", (2018-12)
- [3] J. D. Oetting and T. Jen, "The mobile user objective system," in *Johns Hopkins APL Tech. Dig.*, vol. 30, no. 2, pp. 103–112, 2011.
- [4] 3GPP TS 38.211 V15.1.0, "NR; Physical channels and modulation (Release 15)", (2018-03)
- [5] 3GPP "Final report of 3GPP TSG RAN WG1 #86", August 2016.
- [6] 3GPP RP-171997, "Summary of workshops on NOMA," ZTE, Sanechips, Sep. 2017.
- [7] P. Lamas *et al.*, "A review on Internet of Things for defense and public safety," in *Sensors*, vol. 16, no. 16, pp. 1644–1687, Oct. 2016.
- [8] S. L. Cotton, W. G. Scanlon and B. K. Madahar, "Millimeter-wave soldier-to-soldier communications for covert battlefield operations," in *IEEE Communications Magazine*, vol. 47, no. 10, pp. 72–81, Oct. 2009.
- [9] J. Y. Yu and P. H. J. Chong, "A survey of clustering schemes for mobile ad hoc networks," in *IEEE Communications Surveys & Tutorials*, vol. 7, no. 1, pp. 32–48, First Qtr. 2005.
- [10] 3GPP RP-171724, "Status report of study on 5G non-orthogonal multiple access," ZTE, Sep. 2017.
- [11] D. Seethaler, G. Matz and F. Hlawatsch, "An efficient MMSE-based demodulator for MIMO bit-interleaved coded modulation," *Global Telecommunications Conference (GLOBECOM)*, 2004, IEEE, 2004, pp. 2455–2459 Vol.4.
- [12] H. Nikopour and H. Baligh, "Sparse code multiple access," *2013 IEEE 24th Annual International Symposium on Personal, Indoor, and Mobile Radio Communications (PIMRC)*, London, pp. 332–336, 2013.
- [13] Altera Innovate Asia FPGA Design Contest. 5G Algorithm Innovation Competition. [Available: http://www.innovateasia.com/5g/images/pdf/1st_5G_Algorithm_Innovation_Competition-ENV1.0-SCMA.pdf]
- [14] S. Chen, B. Ren, Q. Gao, S. Kang, S. Sun and K. Niu, "Pattern division multiple access – A novel nonorthogonal multiple access for fifth-generation radio networks," in *IEEE Transactions on Vehicular Technology*, vol. 66, no. 4, pp. 3185–3196, April 2017.
- [15] D. Kong *et al.*, "Multiuser detection algorithm for PDMA uplink system based on SIC and MMSE," *2016 IEEE/CIC International Conference on Communications in China (ICCC)*, Chengdu, 2016, pp. 1–5.
- [16] 3GPP R1-167535, "New uplink non-orthogonal multiple access schemes for NR", MediaTek Inc., August 2016
- [17] Z. Yuan, G. Yu, W. Li, Y. Yuan, X. Wang and J. Xu, "Multi-user shared access for Internet of Things," *2016 IEEE 83rd Vehicular Technology Conference (VTC Spring)*, Nanjing, 2016, pp. 1–5.
- [18] 3GPP R1-1800123, "Receiver algorithms of linear spreading based NOMA", ZTE, Sanechips, Jan. 2018.
- [19] E. Arıkan, "Channel polarization: A method for constructing capacity-achieving codes for symmetric binary-input memoryless channels," *IEEE Trans. Inform. Theory*, vol. 55, no. 7, pp. 3051–3073, July 2009.
- [20] S. Hong, J. AHN, "Wtru identification using polar code frozen bits," WO/2017/106246, June 22, 2017.
- [21] A. P. Neira *et al.*, "Signal processing for high throughput satellite systems: Challenges in new interference-limited scenarios," arXiv:1802.03958v1 [cs.IT], Feb. 2018.
- [22] M. Patzold, "Mobile fading channels," John Wiley & Sons, New York, NY, 2003.
- [23] B. Xiao *et al.*, "Iterative detection and decoding for SCMA systems with LDPC codes," *2015 International Conf. on Wireless Comm. & Signal Proc. (WCSP)*, Nanjing, 2015, pp. 1–5.
- [24] G. E. Corazza and F. Vatalaro, "A statistical model for land mobile satellite channels and its application to nongeostationary orbit systems," in *IEEE Trans. Veh. Technol.*, vol. 43, no. 3, pp. 738–742, Aug. 1994.
- [25] M. Patzold, U. Killat and F. Laue, "An extended Suzuki model for land mobile satellite channels and its statistical properties," in *IEEE Trans. Veh. Technol.*, vol. 47, no. 2, pp. 617–630, May 1998.