

The Cross Anomalous Dimension in Maximally Supersymmetric Yang–Mills Theory

HAGEN MÜNKLER

*Institut für Theoretische Physik, Eidgenössische Technische Hochschule Zürich,
Wolfgang-Pauli-Strasse 27, CH-8093 Zürich, Switzerland.*

and

*Institut für Physik and IRIS Adlershof, Humboldt–Universität zu Berlin,
Zum Großen Windkanal 6, D-12489 Berlin, Germany,*

`muenkler@itp.phys.ethz.ch`

Abstract

The cross or soft anomalous dimension matrix describes the renormalization of Wilson loops with a self-intersection and is an important object in the study of infrared divergences of scattering amplitudes. In this paper it is studied for the Maldacena–Wilson loop in $\mathcal{N} = 4$ supersymmetric Yang–Mills theory and Euclidean kinematics. We consider both the strong-coupling description in terms of minimal surfaces in AdS_5 as well as the weak-coupling side up to the two-loop level. In either case, the coefficients of the cross anomalous dimension matrix can be expressed in terms of the cusp anomalous dimension. The strong-coupling description displays a Gross–Ooguri phase transition and we argue that the cross anomalous dimension is an interesting object to study in an integrability-based approach.

Contents

1	Introduction	2
2	The Cross Anomalous Dimension	3
3	The Planar Limit and Strong Coupling	5
4	Weak Coupling – One Loop	8
5	Weak Coupling – Two Loops	12
6	Conclusion and Outlook	20
A	Color Factors	21
B	Kinematic Factors	22

1 Introduction

Recent years have witnessed much progress in our understanding of the soft and collinear singularities of gauge theory scattering amplitudes. This progress is of phenomenological relevance in QCD, where our control over these singularities allows for the resummation of logarithmically enhanced contributions. The key element in the description of the infrared singularities is the soft or cross anomalous dimension matrix, which describes the singularities of n -leg scattering amplitudes via the correlation function of n semi-infinite Wilson lines with a common starting point. In the case of massless external particles corresponding to lightlike Wilson lines, there exist an intriguingly simple ansatz for the soft anomalous dimension matrix known as the dipole formula [1]. It fixes the kinematic dependence of the soft anomalous dimension in terms of the cusp anomalous dimension. However, starting at the three-loop level, deviations from the dipole formula begin to occur [2]. In the case of massive external particles corresponding to timelike Wilson lines, the soft anomalous dimension contains kinematic dependences which are not related to the cusp anomalous dimension already at the two-loop level [3].

In the present paper, we discuss the cross anomalous dimension¹ in $\mathcal{N} = 4$ supersymmetric Yang–Mills (SYM) theory for the Maldacena–Wilson loop [4]. In Euclidean signature, it is given by [5]

$$W(C) = \frac{1}{N} \operatorname{tr} \left[\mathcal{P} \exp \left(i \int_C d\tau (A_\mu \dot{x}^\mu + i\Phi_I n^I |\dot{x}|) \right) \right]. \quad (1.1)$$

Here, the scalar fields Φ_I couple to a contour in S^5 , which is described by the vector $n^I(\tau)$. The scalar couplings can be seen to originate from the dimensional reduction of a lightlike Wilson

¹We use the term cross anomalous dimension within this paper, emphasizing the Wilson loop perspective.

loop in ten-dimensional $\mathcal{N} = 1$ SYM theory. Due to the local supersymmetry following from this construction [6] and the additional structures present in $\mathcal{N} = 4$ SYM theory, the results might display any underlying structure more clearly than their counterparts in QCD. Moreover, the cross anomalous dimension is an interesting quantity within $\mathcal{N} = 4$ SYM theory and could allow for interesting tests of the AdS/CFT correspondence, if it allows for calculations based on integrability [7] or localization [8].

The singularities arising due to self-intersections have been studied within $\mathcal{N} = 4$ SYM theory in the case of Wilson loops over light-like polygonal contours [9], which are of particular interest due to the duality to certain scattering amplitudes [10]. Here, we begin the study of the cross anomalous dimension in Euclidean kinematics. Different signatures can be reached via analytic continuation in the cusp angle. Our analysis is limited to the crossing of two straight lines at an intersection angle ϕ (as well as an angle ρ between the different scalar couplings) and a particular crossing of cusped lines which can also be described in terms of two angles ϕ and ρ . The first of these two cases has been studied in QCD in refs. [11, 12] up to the two-loop level.

Let us briefly explain how this paper is structured. We begin by reviewing the renormalization properties of self-intersecting Wilson loops in section 2. The minimal surfaces appearing in the strong-coupling description of the Maldacena–Wilson loop are discussed in section 3, where we note that the latter of the two cases we discuss displays a Gross–Ooguri phase transition. Combining the minimal surfaces with the known information about the cross anomalous dimension in the planar limit [12], we then establish the cross anomalous dimension at strong coupling, where it can be expressed in terms of the cusp anomalous dimension. The result shows that the Gross–Ooguri transition for the minimal surfaces leads to a first-order phase transition for the cross anomalous dimension in the limit of infinite 't Hooft coupling λ .

We then turn to the perturbative calculation, discussing the one- and two-loop level in sections 4 and 5, respectively. Also at weak coupling it turns out to be possible to express the cross in terms of the cusp anomalous dimension. This is trivial at the one-loop level but requires a number of cancellations at the two-loop level and is indeed not the case in QCD [12]. The technical details of the two-loop calculation are collected in appendices A and B.

2 The Cross Anomalous Dimension

The renormalization of Wilson loops with self-intersections was described in ref. [13] building on the renormalization for smooth and cusped Wilson loops [14]. It was found that the renormalization requires a mixing between Wilson loops with different path-orderings at the intersection point. In the case of a single intersection, the renormalization mixes the Wilson loop for a self-intersecting eight-shaped contour with the correlator of two Wilson loops, each taken over half of the original contour, cf. figure 1. The renormalization hence mixes between the operators

$$W_1 = W \left(\text{figure 1} \right), \quad W_2 = W \left(\text{figure 2} \right) W \left(\text{figure 3} \right). \quad (2.1)$$

The operators W_1 and W_2 are then renormalized multiplicatively by

$$W_a^R = Z_{\text{cross},ab}(\phi, \rho, \lambda) W_b. \quad (2.2)$$

Here, the Z -factor depends on the intersection angle ϕ as well as the angle ρ between the S^5 -vectors n_1 and n_2 at the crossing. The cross anomalous dimension Γ_{cross} can be determined from the renormalized Wilson loops by using the renormalization group equation

$$\mu \frac{d}{d\mu} W_a^R = \Gamma_{\text{cross},ab}(\phi, \rho, \lambda) W_b^R, \quad (2.3)$$

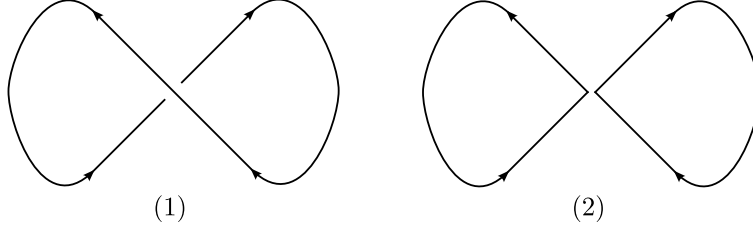


Figure 1: The relevant contours for the multiplicative renormalization of self-intersecting Wilson loops.

which takes a particularly simple form in $\mathcal{N} = 4$ SYM theory due to the vanishing of the beta function. For both the Z -factor and the anomalous dimension, the matrix structure is determined by considering the color structure of the diagrams contributing to the expectation value of the operators W_a . In order to facilitate the discussion of the color structures of individual diagrams, it is helpful to consider Wilson line operators which are open in color space as it was done in ref. [12]. We are thus considering the case of two intersecting Wilson lines along v_1 and v_2 with constant S^5 -vectors n_1 and n_2 . The relevant curves are parametrized by

$$(x(\sigma), n(\sigma)) = \begin{cases} (v_1\sigma, n_1) & \text{for } C_1, \\ (v_2\sigma, n_2) & \text{for } C_2, \\ (\theta(-\sigma)v_1\sigma + \theta(\sigma)v_2\sigma, \theta(-\sigma)n_1 + \theta(\sigma)n_2) & \text{for } C_3, \\ (\theta(-\sigma)v_2\sigma + \theta(\sigma)v_1\sigma, \theta(-\sigma)n_2 + \theta(\sigma)n_1) & \text{for } C_4. \end{cases} \quad (2.4)$$

Here, v_1 and v_2 are normalized to 1, such that the curves are parametrized by arc-length. The parameter σ extends from $-L$ to L , such that the lines have finite length. The finite length of the curves serves as an infrared regulator in the calculation of the expectation value, in the case of an infinitely extended line one needs to employ a different regulator such as a fictitious gluon mass. The contours C_i together with the indices of the open Wilson lines in color space are depicted in figure 2. We are hence considering the expectation values

$$\mathcal{W}_{1ij'j'} = \left\langle \mathcal{P} \exp \left(i \int_{C_1} d\tau (A_\mu \dot{x}^\mu + i\Phi_I n^I |\dot{x}|) \right)_{jj'} \mathcal{P} \exp \left(i \int_{C_2} d\tau (A_\mu \dot{x}^\mu + i\Phi_I n^I |\dot{x}|) \right)_{ii'} \right\rangle, \quad (2.5)$$

$$\mathcal{W}_{2ij'j'} = \left\langle \mathcal{P} \exp \left(i \int_{C_3} d\tau (A_\mu \dot{x}^\mu + i\Phi_I n^I |\dot{x}|) \right)_{ji'} \mathcal{P} \exp \left(i \int_{C_4} d\tau (A_\mu \dot{x}^\mu + i\Phi_I n^I |\dot{x}|) \right)_{ij'} \right\rangle. \quad (2.6)$$

Note that while the quantities \mathcal{W}_1 and \mathcal{W}_2 are not expected to be gauge-invariant, the cross anomalous dimension derived from them is. At the lowest order, the expressions for the functions \mathcal{W}_1 and \mathcal{W}_2 are trivial, we find the basic color structures

$$\mathcal{W}_{1ij'j'} = \delta_{ii'} \delta_{jj'} =: |1\rangle, \quad \mathcal{W}_{2ij'j'} = \delta_{ij'} \delta_{ji'} =: |2\rangle. \quad (2.7)$$

The renormalization for \mathcal{W}_1 and \mathcal{W}_2 is again multiplicative,

$$\mathcal{W}_a^R = \widehat{Z}_{\text{cross},ab}(\phi, \rho) \mathcal{W}_b, \quad (2.8)$$

and the associated anomalous dimension $\widehat{\Gamma}_{\text{cross}}$ is read off from the renormalization group equation

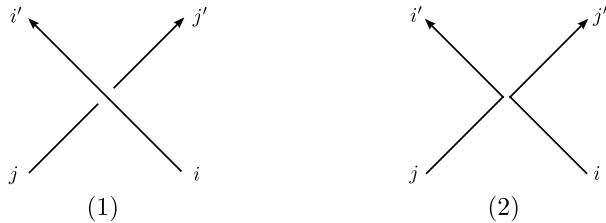


Figure 2: Depiction of the contours C_i and the associated color indices.

$$\mu \frac{d}{d\mu} \mathcal{W}_a^R = \widehat{\Gamma}_{\text{cross},ab}(\phi, \rho) \mathcal{W}_b^R. \quad (2.9)$$

We can identify the expectation values of the Wilson loop operators W_1 and W_2 with the open lines by closing the contours in color space, which amounts to contracting them with $\delta_{ij'} \delta_{ji'}$,

$$\langle W_1 \rangle \simeq \frac{1}{N} \langle 2 | \mathcal{W}_1, \quad \langle W_2 \rangle \simeq \frac{1}{N^2} \langle 2 | \mathcal{W}_2. \quad (2.10)$$

While the identification misses finite pieces associated to the closing of the contour, the anomalous dimension is unaffected as it only depends on the angles at the intersection point. We then find that the anomalous dimension matrices Γ_{cross} and $\widehat{\Gamma}_{\text{cross}}$ are related by a similarity transformation,

$$\Gamma_{\text{cross}} = S \widehat{\Gamma}_{\text{cross}} S^{-1} \quad \text{where} \quad S = \begin{pmatrix} \sqrt{N} & 0 \\ 0 & 1/\sqrt{N} \end{pmatrix}. \quad (2.11)$$

The Z -factors are related in the same way.

3 The Planar Limit and Strong Coupling

It is instructive consider the planar limit of sending $N \rightarrow \infty$ and $g \rightarrow 0$ while keeping the 't Hooft coupling constant $\lambda = g^2 N$ fixed. In this limit, the leading contributions to the cross anomalous dimension $\widehat{\Gamma}_{\text{cross}}$ can be expressed in terms of the cusp anomalous dimension Γ_{cusp} . This was noted in ref. [12] and is based on the property of large- N factorization or vacuum dominance [15]. For two gauge invariant operators \mathcal{O}_1 and \mathcal{O}_2 , we have

$$\langle 0 | \mathcal{O}_1 \mathcal{O}_2 | 0 \rangle = \langle 0 | \mathcal{O}_1 | 0 \rangle \langle 0 | \mathcal{O}_2 | 0 \rangle + \mathcal{O}(N^{-2}),$$

where the operators \mathcal{O}_i are assumed to be normalized in such a way that $\langle 0 | \mathcal{O}_i | 0 \rangle$ is of order N^0 . In the present case, one can employ the large- N factorization by closing the contours C_i in different ways. Contracting e.g. \mathcal{W}_1 with $|1\rangle$ leads to the product the expectation values of straight Wilson lines and the contraction of \mathcal{W}_2 with $|2\rangle$ gives the product of two cusped Wilson loops. In the latter case, we have

$$\mu \frac{d}{d\mu} \langle W(\diamond) \rangle^2 = 2 \Gamma_{\text{cusp}}(\phi, \rho, \lambda) \langle W(\diamond) \rangle^2. \quad (3.1)$$

In the case of straight Wilson lines, the expectation value is trivial. Contracting the renormalization group equation (2.9) with the color structures $|1\rangle$ and $|2\rangle$, then allows to conclude that [12]

$$\widehat{\Gamma}_{\text{cross}}(\phi, \rho, \lambda) = \begin{pmatrix} \mathcal{O}(N^{-2}) & \mathcal{O}(N^{-1}) \\ \mathcal{O}(N^{-1}) & 2\Gamma_{\text{cusp}}(\phi, \rho, \lambda) + \mathcal{O}(N^{-2}) \end{pmatrix}, \quad (3.2)$$

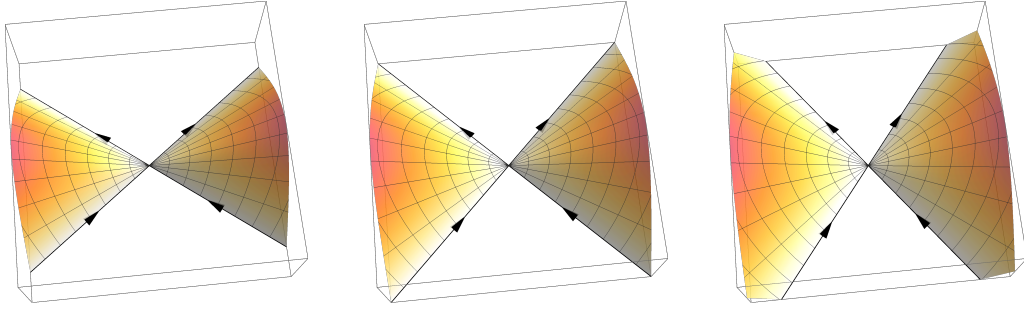


Figure 3: Sketch of the minimal surfaces for two lines intersecting at the angles $3\pi/8$, $\pi/2$ and $5\pi/8$.

and by using the relation (2.11) we then have

$$\Gamma_{\text{cross}}(\phi, \rho, \lambda) = \begin{pmatrix} \mathcal{O}(N^{-2}) & \mathcal{O}(N^0) \\ \mathcal{O}(N^{-2}) & 2\Gamma_{\text{cusp}}(\phi, \rho, \lambda) + \mathcal{O}(N^{-2}) \end{pmatrix}. \quad (3.3)$$

This insight allows to determine the cross anomalous dimension at strong coupling in the planar limit, where the expectation value of the Maldacena–Wilson loop is given by the area of a minimal surface in AdS_5 ending on the respective contour on the conformal boundary [4],

$$\langle W(C) \rangle = \exp\left(-\frac{\sqrt{\lambda}}{2\pi} A_{\text{ren}}(C)\right). \quad (3.4)$$

Here, $A_{\text{ren}}(C)$ denotes the part of the minimal area obtained after placing a cut-off in the radial coordinate of AdS_5 and subtracting the linear divergence, cf. e.g. ref. [5] for details.

In the present case, the minimal surface has to close along the cusp angle ϕ as shown in figure 3, since the orientations of the lines (either both incoming or both outgoing) do not correspond to a minimal surface closing along the other angle. The two contours shown in figure 1 thus have the same associated minimal surfaces, such that the operators W_1 and W_2 have the same asymptotic behaviour for large λ . Combining this insight with the finding (3.3) about the cross anomalous dimension in the planar limit, we find that

$$\Gamma_{\text{cross}}(\phi, \rho, \lambda) \stackrel{\lambda \gg 1}{\cong} \frac{\sqrt{\lambda}}{2\pi} \begin{pmatrix} 0 & 2\Gamma_{\text{cusp}}^{(\infty)}(\phi, \rho) \\ 0 & 2\Gamma_{\text{cusp}}^{(\infty)}(\phi, \rho) \end{pmatrix} + \mathcal{O}(N^{-2}). \quad (3.5)$$

While the bottom-right component follows from planarity alone, the value of the top-right component of Γ_{cross} is determined via the AdS/CFT correspondence. The cusp anomalous dimension at strong coupling has already been computed in ref. [5], consider also refs. [16, 17] for more details. It can be expressed in terms of the parameters p and q , which correspond to conserved quantities of the worldsheet model in appropriate coordinates. Introducing the abbreviations

$$b^2 = \frac{1}{2} \left(p^2 - q^2 + \sqrt{(p^2 - q^2)^2 + 4p^2} \right), \quad k^2 = \frac{b^2 (b^2 - p^2)}{b^4 + p^2}, \quad (3.6)$$

the parameters p and q are related to the cusp angles ϕ and ρ by

$$\phi = \pi - \frac{2p^2}{b\sqrt{b^4 + p^2}} \left[\Pi\left(\frac{b^4}{b^4 + p^2} \mid k^2\right) - \mathbb{K}(k^2) \right], \quad \rho = \frac{2bq}{\sqrt{b^4 + p^2}} \mathbb{K}(k^2). \quad (3.7)$$

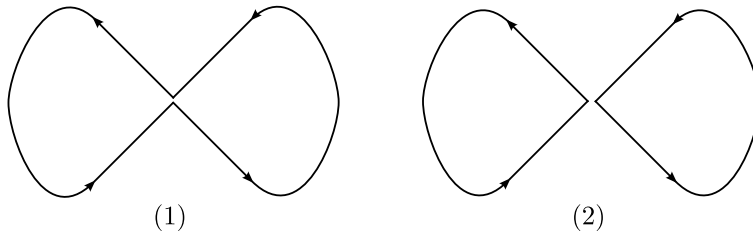


Figure 4: Sketch of the contours introduced in eq. (3.10). The distances between the cusps merely indicate the ordering around the intersection point.

Here, \mathbb{K} and \mathbb{E} denote complete elliptic integrals of the first and third kind, respectively, consider e.g. ref. [17] for more details. After subtracting the linear divergence, the area of the minimal surface has a logarithmic divergence which corresponds to the anomalous dimension at strong coupling,

$$A_{\text{ren}} = -\Gamma_{\text{cusp}}^{(\infty)} \ln\left(\frac{L}{\varepsilon}\right), \quad \Gamma_{\text{cusp}}^{(\infty)} = \frac{2\sqrt{b^4 + p^2}}{b^4 + p^2} \left[\frac{(b^2 + 1)p^2}{b^4 + p^2} \mathbb{K}(k^2) - \mathbb{E}(k^2) \right]. \quad (3.8)$$

Here, ε denotes the cut-off in AdS₅ and \mathbb{E} denotes a complete elliptic integral of the second kind. Since the minimal surfaces are exactly the ones occurring in the calculation of the cusp anomalous dimension, the result (3.5) should hold for the higher order coefficients of the strong-coupling expansion as well. This expansion is currently known up to the one-loop order for the cusp anomalous dimension [17].

So far, we have restricted our attention to the case of two straight lines crossing at an angle ϕ . The lines could, however, also have cusps at the intersection point. If we do not consider multiple self-intersections, the most general situation is given by four semi-infinite lines sharing a common starting point. In the following, we will restrict to the case, where the two semi-infinite lines on the right-hand side of figure 1 are reversed and the scalar couplings are altered in a specific way. For the first contour shown in figure 4, the two cusped lines are parametrized by

$$(x(\sigma), n(\sigma)) = \begin{cases} (\theta(-\sigma) v_1 \sigma - \theta(\sigma) v_2 \sigma, \theta(-\sigma) n_1 - \theta(\sigma) n_2) & \text{for the bottom line,} \\ (-\theta(-\sigma) v_2 \sigma + \theta(\sigma) v_1 \sigma, -\theta(-\sigma) n_2 + \theta(\sigma) n_1) & \text{for the top line.} \end{cases} \quad (3.9)$$

In other words, we consider the sequence of lines

$$(v_1, n_1) \rightarrow (-v_2, -n_2) \rightarrow (-v_1, -n_1) \rightarrow (v_2, n_2), \quad (3.10)$$

We denote the respective Wilson loop correlators by \widetilde{W}_i and the associated cross anomalous dimension by $\widetilde{\Gamma}_{\text{cross}}$. The set-up contains additional cusps with angles $\pi - \phi$ and $\pi - \rho$ at the intersection point, altering the cross anomalous dimension. Repeating the analysis of ref. [12] for the planar limit, we find that the contraction of the correlator \widetilde{W}_1 with the color structure |1) gives the product of two cusped Wilson lines, such that the cross anomalous dimension $\widetilde{\Gamma}_{\text{cross}}$ takes the form

$$\widetilde{\Gamma}_{\text{cross}}(\phi, \rho, \lambda) = \begin{pmatrix} 2\Gamma_{\text{cusp}}(\pi - \phi, \pi - \rho, \lambda) + \mathcal{O}(N^{-2}) & \mathcal{O}(N^0) \\ \mathcal{O}(N^{-2}) & 2\Gamma_{\text{cusp}}(\phi, \rho, \lambda) + \mathcal{O}(N^{-2}) \end{pmatrix}. \quad (3.11)$$

For the minimal surfaces in this case, we have two competing saddle points, since the surface can close along either cusp angle, see figure 5. The logarithmic divergence of the minimal surfaces is then given by $\Gamma_{\text{cusp}}^{(\infty)}(\phi, \rho)$ or $\Gamma_{\text{cusp}}^{(\infty)}(\pi - \phi, \pi - \rho)$, respectively, the smaller area corresponding to the larger

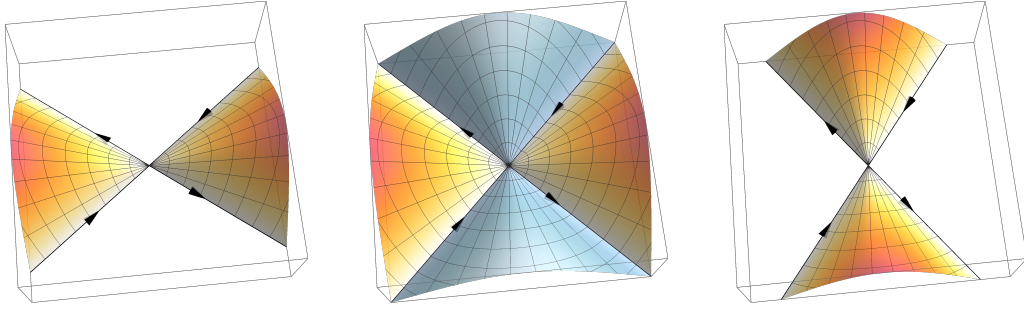


Figure 5: Sketch of the minimal surfaces and phase transition for two cusped lines intersecting at the angles $3\pi/8$, $\pi/2$ and $5\pi/8$.

anomalous dimension. The correlator \widetilde{W}_1 thus undergoes a Gross–Ooguri phase transition at the point where the two anomalous dimensions match. A transition of this kind has been studied in the early days of the AdS/CFT correspondence for the correlation function of two circular Maldacena–Wilson loops [18] and more recently for antiparallel lines in the presence of a defect [19]. The angle ϕ at which the phase transition occurs depends on the value of ρ and can at least numerically be determined from the infinite-coupling limit of the cusp anomalous dimension (3.8). For $\rho = \pi/2$, it must occur at $\phi = \pi/2$ as depicted in figure 5.

Since the top-left component of the cross anomalous dimension is fixed by planarity, we must adapt the top-right component to the divergence of the area. This gives the following result for the cross anomalous dimension $\widetilde{\Gamma}_{\text{cross}}$ in the limit of infinite coupling:

$$\widetilde{\Gamma}_{\text{cross}}(\phi, \rho, \lambda) \stackrel{\lambda \gg 1}{\simeq} \frac{\sqrt{\lambda}}{\pi} \begin{pmatrix} \Gamma_{\text{cusp}}^{(\infty)}(\pi - \phi, \pi - \rho) & \max\{0, \Gamma_{\text{cusp}}^{(\infty)}(\phi, \rho) - \Gamma_{\text{cusp}}^{(\infty)}(\pi - \phi, \pi - \rho)\} \\ 0 & \Gamma_{\text{cusp}}^{(\infty)}(\phi) \end{pmatrix}. \quad (3.12)$$

The Gross–Ooguri transition of the correlator \widetilde{W}_1 is hence mirrored in the top-right component of the cross anomalous dimension matrix. The transition occurs for strictly infinite coupling; for large values of the coupling constant, the dependence of the string partition function on the cusp angles is smoothened over to an expansion around both saddle points,

$$\widetilde{W}_1 \simeq c_1 \exp\left(\frac{\sqrt{\lambda}}{2\pi} \Gamma_{\text{cusp}}^{(\infty)}(\phi, \rho) \ln(\mu L)\right) + c_2 \exp\left(\frac{\sqrt{\lambda}}{2\pi} \Gamma_{\text{cusp}}^{(\infty)}(\pi - \phi, \pi - \rho) \ln(\mu L)\right).$$

Here, μ denotes the generalized renormalization scale.

4 Weak Coupling – One Loop

We now turn to the weak-coupling calculation of the cross anomalous dimension, beginning with the one-loop level. Following ref. [20], we employ dimensional reduction to regularize divergences. Dimensional reduction is a version of dimensional regularization in which $\mathcal{N} = 4$ supersymmetric Yang–Mills theory in $D = 4 - 2\epsilon$ dimensions is viewed as the theory obtained from the dimensional reduction of ten-dimensional $\mathcal{N} = 1$ supersymmetric Yang–Mills theory to D dimensions. The regularized theory hence has a D -component vector field A_μ^a as well as $10 - D$ scalar fields Φ_I^a , see [21] for more details. For the renormalization of the UV divergences we choose the minimal subtraction scheme.

At the one-loop level, the regularization only appears through the alteration of the two-point functions. The propagator in momentum space is unaltered but the Fourier transformation is

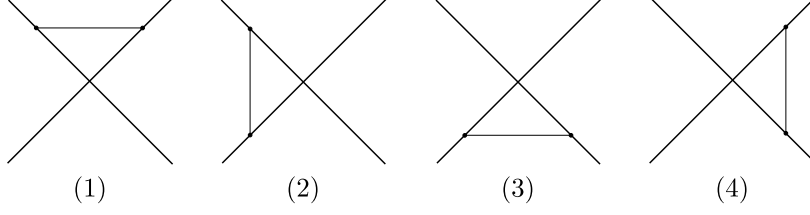


Figure 6: Diagrams at the one-loop level. The straight line denotes a combination of gluon and scalar propagators.

carried out in D dimensions. For the scalar propagator, we then have [20]

$$D(x) = g^2 \mu^{2\epsilon} \frac{\Gamma(1-\epsilon)}{4\pi^{2-\epsilon}} \frac{1}{(x^2)^{1-\epsilon}}, \quad (4.1)$$

and the two-point functions

$$\langle A_\mu^a(x_1) A_\nu^b(x_2) \rangle = \delta_{\mu\nu} \delta^{ab} D(x_1 - x_2), \quad \langle \Phi_I^a(x_1) \Phi_J^b(x_2) \rangle = \delta_{IJ} \delta^{ab} D(x_1 - x_2). \quad (4.2)$$

In dealing with the Maldacena–Wilson loop it is natural to introduce the abbreviations

$$A(\tau_1) = A_\mu(x_1) \dot{x}_1^\mu, \quad \Phi(\tau_1) = \Phi_I(x_1) n_1^I |\dot{x}_1|. \quad (4.3)$$

The relevant two-point functions for the Maldacena–Wilson loop are then given by

$$\langle (A^a(\tau_1) + i\Phi^a(\tau_1)) (A^b(\tau_2) + i\Phi^b(\tau_2)) \rangle = g^2 \mu^{2\epsilon} \frac{\Gamma(1-\epsilon)}{4\pi^{2-\epsilon}} \frac{\dot{x}_1 \dot{x}_2 - n_1 n_2 |\dot{x}_1| |\dot{x}_2|}{[(x_1 - x_2)^2]^{1-\epsilon}} \delta^{ab}.$$

Since the S^5 -vector n is constant along the lines, the above correlator vanishes if τ_1 and τ_2 are on the same line. We thus only need to consider the four diagrams depicted in figure 6. Following ref. [12], we separate the contribution of each diagram into a color factor and a kinematic factor in such a way that

$$\mathcal{W}_a = \sum_n \lambda^n \mathcal{W}_a^{(n)}, \quad \mathcal{W}_a^{(1)} = \sum_m \frac{1}{N} F_m^1 C_{a,m}^1. \quad (4.4)$$

Here, F_m^1 denotes the kinematic factor associated to diagram m of figure 6, whereas $C_{a,m}^1$ denotes the color factor associated to this diagram given the path-ordering of \mathcal{W}_a around the intersection point. The convention to include a factor of N^{-1} is a consequence of expanding in the 't Hooft coupling constant $\lambda = g^2 N$. For diagram 1, we find the color factors

$$C_{1,1}^1 = T_{jj'}^a T_{ii'}^a = \frac{1}{2} (\delta_{ij'} \delta_{ji'} - \frac{1}{N} \delta_{ii'} \delta_{jj'}) = \frac{1}{2} |2\rangle - \frac{1}{2N} |1\rangle, \\ C_{2,1}^1 = T_{ji'}^a T_{ij'}^a = \frac{1}{2} (\delta_{ii'} \delta_{jj'} - \frac{1}{N} \delta_{ji'} \delta_{ij'}) = \frac{1}{2} |1\rangle - \frac{1}{2N} |2\rangle.$$

The color factors for the other diagrams are collected in appendix A. For the kinematic factor associated to diagram 1 we find

$$F_1^1 = -\frac{\Gamma(1-\epsilon)}{4\pi^{2-\epsilon}} g^2 \mu^{2\epsilon} \int_0^L d\tau_1 d\tau_2 \frac{\cos \phi - \cos \rho}{[\tau_1^2 + \tau_2^2 - 2\tau_1 \tau_2 \cos \phi]^{1-\epsilon}} = \frac{g^2 \mu^{2\epsilon}}{\epsilon} (\cos \phi - \cos \rho) I(\pi - \phi).$$

Here, we have introduced the angles $\cos \phi = v_1 v_2$ and $\cos \rho = n_1 n_2$. The kinematic factors for the other diagrams can be related to F_1^1 . For F_2^1 , we find

$$\begin{aligned} F_2^1 &= -\frac{\Gamma(1-\epsilon)}{4\pi^{2-\epsilon}} g^2 \mu^{2\epsilon} \int_{-L}^0 d\tau_1 \int_0^L d\tau_2 \frac{\cos \phi - \cos \rho}{[\tau_1^2 + \tau_2^2 - 2\tau_1 \tau_2 \cos \phi]^{1-\epsilon}} \\ &= -\frac{\Gamma(1-\epsilon)}{4\pi^{2-\epsilon}} g^2 \mu^{2\epsilon} \int_0^L d\tau_1 d\tau_2 \frac{\cos \phi - \cos \rho}{[\tau_1^2 + \tau_2^2 + 2\tau_1 \tau_2 \cos \phi]^{1-\epsilon}} = \frac{g^2 \mu^{2\epsilon}}{\epsilon} (\cos \phi - \cos \rho) I(\phi). \end{aligned}$$

The relation found above is a consequence of the behaviour of the Maldacena–Wilson loop under a reflection $v_2 \rightarrow -v_2$ or $\phi \rightarrow (\pi - \phi)$ in terms of the angle between v_1 and v_2 . The reflection maps the curve to itself but changes its direction. Under such a reflection, the Wilson line integrals corresponding to the same part of the curve are related by

$$\int_0^L A_\mu(x) \dot{x}^\mu d\tau \rightarrow -\int_{-L}^0 A_\mu(x) \dot{x}^\mu d\tau, \quad \int_0^L \Phi_I(x) |\dot{x}| n^I d\tau \rightarrow \int_{-L}^0 \Phi_I(x) |\dot{x}| n^I d\tau.$$

Due to the different sign between the two contributions, we relate $F_2^1(\phi, \rho)$ to $F_1^1(\pi - \phi, \pi - \rho)$, i.e. with an altered scalar coupling. Equivalently, we may factor out the scalar product factor $(\cos \phi - \cos \rho)$, which accounts for the different signs. We can relate the kinematic factors for the two additional diagrams to the ones discussed above by reflecting both v_1 and v_2 . Then we see that

$$F_3^1 = F_1^1, \quad F_4^1 = F_2^1.$$

The cross anomalous dimension at the one-loop level is thus encoded in the function $I_0(\phi)$, which also describes the cusp anomalous dimension.

We then turn to the evaluation of $I(\phi) = I_0(\phi) + \epsilon I_1(\phi) + \mathcal{O}(\epsilon^2)$. For the anomalous dimension, we need only compute the pole coefficient $I_0(\phi)$. The divergence stems from the limit of both τ_1 and τ_2 approaching the cusp and can be isolated by substituting

$$\tau_1 = \kappa z, \quad \tau_2 = \kappa \bar{z},$$

where we have abbreviated $\bar{z} = 1 - z$. For the coordinate ranges we note that $z \in [0, 1]$ and $\kappa \in [0, f(z)]$. The divergence is now captured in the limit $\kappa \rightarrow 0$ such that the precise form of $f(z)$ is not relevant for the pole coefficient $I_0(\phi)$ and thus we take $\kappa \in [0, 1]$ as well. Then we get

$$\begin{aligned} I_0(\phi) &= -\frac{\epsilon}{4\pi^2} \int_0^1 dz \frac{1}{(z^2 + \bar{z}^2 + 2z\bar{z} \cos \phi)} \int_0^1 d\kappa \kappa^{-1+2\epsilon} = -\frac{1}{8\pi^2} \int_0^1 dz \frac{1}{(z^2 + \bar{z}^2 + 2z\bar{z} \cos \phi)} \\ &= -\frac{\phi}{8\pi^2 \sin \phi}. \end{aligned} \tag{4.5}$$

Here, we have obtained the remaining integral by decomposing into partial fractions.

With all kinematic factors under control, we can then determine the cross anomalous dimension matrix. Using the color factors given in appendix A, we find

$$\begin{pmatrix} \mathcal{W}_1^{(1)} \\ \mathcal{W}_2^{(1)} \end{pmatrix} = \frac{\mu^{2\epsilon} (\cos \phi - \cos \rho)}{N^2 \epsilon} \begin{pmatrix} -(I(\phi) + I(\pi - \phi)) & N(I(\phi) + I(\pi - \phi)) \\ N I(\pi - \phi) & N^2 I(\phi) - (I(\phi) + I(\pi - \phi)) \end{pmatrix} \begin{pmatrix} |1\rangle \\ |2\rangle \end{pmatrix}. \tag{4.6}$$

The Z -factor is correspondingly given by

$$\widehat{Z}_{\text{cross}}^{(1)}(\phi, \rho) = \frac{(\cos \phi - \cos \rho)}{N^2 \epsilon} \begin{pmatrix} I_0(\phi) + I_0(\pi - \phi) & -N(I_0(\phi) + I_0(\pi - \phi)) \\ -NI_0(\pi - \phi) & -N^2 I_0(\phi) + (I_0(\phi) + I_0(\pi - \phi)) \end{pmatrix}. \quad (4.7)$$

The anomalous dimension can then be determined from the renormalization group equation (2.9). Additionally, we make use of the relation (2.11) to determine the anomalous dimension for W_a from the one for \mathcal{W}_a . Then we get

$$\Gamma_{\text{cross}}^{(1)}(\phi, \rho) = \frac{2(\cos \phi - \cos \rho)}{N^2} \begin{pmatrix} -I_0(\phi) - I_0(\pi - \phi) & N^2(I_0(\phi) + I_0(\pi - \phi)) \\ I_0(\pi - \phi) & N^2 I_0(\phi) - (I_0(\phi) + I_0(\pi - \phi)) \end{pmatrix}. \quad (4.8)$$

It is clear that the function $I_0(\phi)$ also describes the cusp anomalous dimension, for which one only has the kinematic factor F_2^1 . Combining this factor with the color factor $\text{tr}(T^a T^a) = \frac{1}{2}(N^2 - 1)$ gives the cusp anomalous dimension at the one-loop level,

$$\Gamma_{\text{cusp}}^{(1)}(\phi, \rho) = \frac{N^2 - 1}{N^2} (\cos \phi - \cos \rho) I_0(\phi) = \frac{N^2 - 1}{N^2} \gamma_c^{(1)}(\phi, \rho). \quad (4.9)$$

The contribution $I_0(\pi - \phi)$ from the color factor F_2^1 can also be expressed in terms of the cusp anomalous dimension,

$$(\cos \phi - \cos \rho) I_0(\pi - \phi) = -\gamma_c^{(1)}(\pi - \phi, \pi - \rho) = -\gamma_{c,r}^{(1)}(\phi, \rho).$$

We can thus — as expected at the one-loop order — express the cross anomalous dimension in terms of the cusp anomalous dimension,

$$\Gamma_{\text{cross}}^{(1)} = 2 \begin{pmatrix} 0 & \gamma_c^{(1)} - \gamma_{c,r}^{(1)} \\ 0 & \gamma_c^{(1)} \end{pmatrix} - \frac{2}{N^2} \begin{pmatrix} \gamma_c^{(1)} - \gamma_{c,r}^{(1)} & 0 \\ \gamma_{c,r}^{(1)} & \gamma_c^{(1)} - \gamma_{c,r}^{(1)} \end{pmatrix}. \quad (4.10)$$

Let us now consider the configuration shown in figure 4. The scalar couplings for this contour are chosen in such a way that diagrams with propagators on opposite edges do not contribute due to cancellations between gluon and scalar propagators. We thus again consider the diagrams shown in figure 6 and note that the kinematic factors \widetilde{F}_i^1 can be related to the kinematic factors F_i^1 in a simple way. Consider e.g. the kinematic factor associated to the first diagram,

$$\widetilde{F}_1^1 = -\frac{\Gamma(1 - \epsilon)}{4\pi^{2-\epsilon}} g^2 \mu^{2\epsilon} \int_0^L d\tau_1 d\tau_2 \frac{-\cos \phi + \cos \rho}{[\tau_1^2 + \tau_2^2 - 2\tau_1 \tau_2 \cos \phi]^{1-\epsilon}} = -F_1^1. \quad (4.11)$$

In a similar fashion, we find that the kinematic factor associated to the second diagram is the same,

$$\widetilde{F}_2^1 = F_2^1. \quad (4.12)$$

It thus only remains to calculate the color factors, which is a straight-forward exercise,

$$\widetilde{C}_{1,1}^1 = \frac{N^2 - 1}{2N} |1\rangle, \quad \widetilde{C}_{1,2}^1 = \frac{1}{2} |2\rangle - \frac{1}{2N} |1\rangle, \quad (4.13)$$

$$\widetilde{C}_{2,1}^1 = \frac{1}{2} |1\rangle - \frac{1}{2N} |2\rangle, \quad \widetilde{C}_{2,2}^1 = \frac{N^2 - 1}{2N} |2\rangle. \quad (4.14)$$

Summing up these contributions, we find the cross anomalous dimension for the correlators \widetilde{W}_1 and \widetilde{W}_2 to be given by

$$\widetilde{\Gamma}_{\text{cross}}^{(1)} = 2 \begin{pmatrix} \gamma_{c,r}^{(1)} & \gamma_c^{(1)} \\ 0 & \gamma_c^{(1)} \end{pmatrix} - \frac{2}{N^2} \begin{pmatrix} \gamma_c^{(1)} + \gamma_{c,r}^{(1)} & 0 \\ -\gamma_{c,r}^{(1)} & \gamma_c^{(1)} + \gamma_{c,r}^{(1)} \end{pmatrix}. \quad (4.15)$$

5 Weak Coupling – Two Loops

Before we turn to the two-loop calculation of the cross anomalous dimension, let us comment on some organizing principles that can be applied. In the calculation of both the cross and the cusp anomalous dimension, one acquires a factor $\xi = (\cos \phi - \cos \rho)$ for each connection of one Wilson line to another. It is hence convenient to expand the anomalous dimensions in powers of ξ and discuss the expansion coefficients separately, i.e. to consider the expansion

$$\Gamma_{\text{cusp}}^{(n)}(\phi, \rho) = \sum_{k=1}^n \xi^k \Gamma_{\text{cusp}}^{(n,k)}(\phi). \quad (5.1)$$

Since the ξ -factors contain the entire dependence of the anomalous dimension on $n_1 n_2 = \cos \rho$, cancellations between the different coefficients do not occur. The leading coefficient at each order contains the contributions of all ladder-like diagrams.

Let us furthermore comment on the structure of the Z -factor and anomalous dimension at higher loop orders in general. The correlators of Wilson lines are known to exponentiate,

$$\begin{pmatrix} \mathcal{W}_1 \\ \mathcal{W}_2 \end{pmatrix} = \exp \left(\sum_{n=1}^{\infty} \lambda^n w^{(n)}(\epsilon, \mu, N) \right) \begin{pmatrix} |1\rangle \\ |2\rangle \end{pmatrix}. \quad (5.2)$$

In the case of the cusp anomalous dimension, a similar exponentiation formula had already been employed in the two-loop calculation of ref. [22]. There, the exponent is given by summing over a subset of diagrams with modified color factors. The respective diagrams are called color-connected or maximally non-Abelian. In the case of the cross or soft anomalous dimension matrix, the exponent has only recently been constructed in ref. [23], see also ref. [24] for a pedagogical introduction. Here, the exponent involves not just the sum over a subset of diagrams but contains combinations of diagrams known as webs, in which the different diagrams are weighted by the coefficients of the web-mixing matrix.

One aspect that can be observed from the exponentiation formula (5.2) is that due to the matrix structure of the coefficients $w^{(n)}$, the Z -factor is not simply given by exponentiating the poles of the coefficients $w^{(n)}$, but involves commutator terms which are dictated by the Baker–Campbell–Hausdorff formula. This is also the case for the anomalous dimension matrix, which contains the commutator $[w^{(1,-1)}, w^{(1,0)}]$ at the two-loop order. Here, $w^{(1,-1)}$ and $w^{(1,0)}$ denote the pole and finite coefficient of $w^{(1)}$ in the ϵ -expansion, respectively.

While the exponentiation described above provides interesting insights into the structure of the cross anomalous dimension at two or more loops, it does not facilitate the two-loop calculation described in this paper considerably. In fact, we carry out the two-loop calculation below without referring to the exponentiation formula (5.2), similar to the QCD calculation carried out in ref. [12]. The diagrams for the two-loop calculation are collected in figure 7. Here, we have already accounted for the relations established by applying a reflection to both lines and left out diagrams which are related to given diagrams in this way. This implies that all kinematic factors except for F_5^2 and F_6^2 have to be accompanied by a combinatorial factor of 2.

The exponentiation of the pole terms can be seen explicitly on the level of diagrams by relating combinations of kinematic factors at the two-loop level to products of the kinematic factors encountered at the one-loop level. A guiding principle in this approach is that any occurring double pole should be contained in a product of one-loop diagrams, such that the remaining combinations of kinematic factors only contain single poles. We should hence find relations for all diagrams

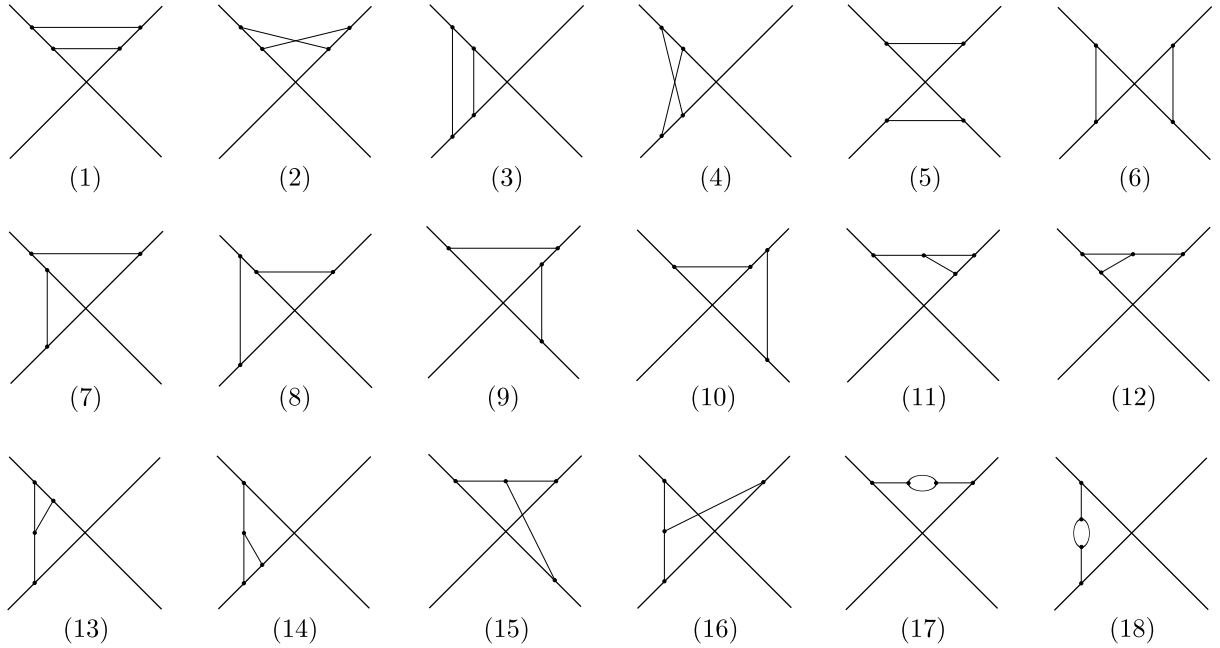


Figure 7: All diagrams at the two-loop level.

involving a subdivergence. Apart from the ladder-like diagrams containing two gluon or scalar exchanges between the Wilson lines, we also discuss relations between the three-vertex and self-energy diagrams. Cancellations between these contributions have been observed in the computation of the $\mathcal{N} = 4$ SYM cusp anomalous dimension in ref. [25] and are also present here. With the relations between the kinematic factors established, we will find that the two-loop calculation of the cross anomalous dimension can be reduced to the computation of three independent combinations of kinematic factors.

As for the one-loop calculation, it is clear that some — but no longer all — of the kinematic factors occur also in the calculation of the cusp anomalous dimension at the two loop level. We make this relation explicit and identify the respective kinematic factors with parts of the cusp anomalous dimension. Then the calculation of the cross anomalous dimension requires only the calculation of the commutator term as well as one additional combination of kinematic factors known as the two-gluon exchange web.

5.1 Relations Between Diagrams

Many of the diagrams depicted in figure 7 can be related to each other or to products of one-loop diagrams. We work out these relations below, starting with the ladder-like diagrams.

Ladder-like Diagrams.

We begin by considering the diagrams F_1^2 and F_2^2 . Employing the abbreviations $\theta_{ij} = \theta(\tau_i - \tau_j)$ and $D_{ij} = D(\tau_i v_1 - \tau_j v_2)$, we have

$$F_1^2 = \xi^2 \int_0^L d^4\tau \theta_{31} \theta_{42} D_{12} D_{34}, \quad F_2^2 = \xi^2 \int_0^L d^4\tau \theta_{13} \theta_{42} D_{12} D_{34},$$

such that

$$F_1^2 + F_2^2 = \xi^2 \int_0^L d^4\tau \theta_{42} D_{12} D_{34} = \frac{1}{2} \xi^2 \int_0^L d^4\tau D_{12} D_{34} = \frac{1}{2} (F_1^1)^2,$$

where we have used the symmetry under $(\tau_1, \tau_2) \leftrightarrow (\tau_3, \tau_4)$ to eliminate the ordering of τ_2 and τ_4 . Similar relations for the other kinematic factors can be found analogously:

$$F_1^2 + F_2^2 = \frac{1}{2} (F_1^1)^2, \quad F_3^2 + F_4^2 = \frac{1}{2} (F_2^1)^2, \quad F_5^2 = (F_1^1)^2, \quad (5.3)$$

$$F_7^2 + F_8^2 = F_1^1 F_2^1, \quad F_9^2 + F_{10}^2 = F_1^1 F_2^1, \quad F_6^2 = (F_2^1)^2. \quad (5.4)$$

Moreover, we find that the kinematic factors F_7^2 and F_9^2 are related by exchanging v_1 and v_2 . In addition to the above relations, we thus have

$$F_9^2 = F_7^2, \quad F_{10}^2 = F_8^2. \quad (5.5)$$

We thus only need to consider the diagrams F_2^2 , F_4^2 and the difference $F_7^2 - F_8^2$. This finding agrees with the findings from non-Abelian exponentiation. Here, the kinematic factor F_4^2 is the color-connected ladder-like diagram appearing in the calculation of the cusp anomalous dimension and $F_7^2 - F_8^2$ corresponds to the two-gluon exchange web.

Using the reflection discussed for the one-loop diagrams, we find that F_2^2 and F_4^2 are related in the following way:

$$F_4^2 = \frac{g^4 \mu^{4\epsilon}}{\epsilon} \xi^2 K(\phi), \quad F_2^2 = \frac{g^4 \mu^{4\epsilon}}{\epsilon} \xi^2 K(\pi - \phi). \quad (5.6)$$

For the anomalous dimension, we only need the lowest-order coefficient of $K(\phi) = K_0(\phi) + \mathcal{O}(\epsilon)$, which we compute in appendix B to find

$$K_0(\phi) = \frac{-1}{2^6 \pi^4 \sin^2 \phi} \left[2\phi \operatorname{Im} \left[\operatorname{Li}_2(e^{i\phi}) + \operatorname{Li}_2(-e^{i\phi}) \right] + 4 \operatorname{Re} \left[\operatorname{Li}_3(e^{i\phi}) + \operatorname{Li}_3(-e^{i\phi}) \right] - \zeta_3 \right]. \quad (5.7)$$

The combination $F_7^2 - F_8^2$ corresponds to the function $L_0(\phi)$,

$$F_7^2 - F_8^2 = \frac{g^4 \mu^{4\epsilon}}{\epsilon} \xi^2 (L_0(\phi) + \mathcal{O}(\epsilon)), \quad (5.8)$$

which we compute in appendix B to find

$$L_0(\phi) = -\frac{1}{32\pi^4 \sin^2 \phi} \left[\phi \operatorname{Im}(\operatorname{Li}_2(e^{i\phi})) + (\pi - \phi) \operatorname{Im}(\operatorname{Li}_2(-e^{i\phi})) \right]. \quad (5.9)$$

Three-vertex and Self-energy Diagrams.

Next, we turn to the three-vertex and self-energy diagrams. A cancellation between these diagrams has been observed in the calculation of the cusp anomalous dimension in ref. [25]. While the approach presented there has to be adapted slightly to the case of the cross anomalous dimension, the result remains the same.

The self-energy corrections to the two-point functions have been calculated in ref. [20] using dimensional reduction. They can be accounted for by including a one-loop correction into the scalar propagator,

$$D(x) = g^2 \mu^{2\epsilon} \frac{\Gamma(1-\epsilon)}{4\pi^{2-\epsilon}} \frac{1}{(x^2)^{1-\epsilon}} - \frac{g^4 \mu^{4\epsilon} N \Gamma^2(1-\epsilon)}{32 \pi^{4-2\epsilon} (1-2\epsilon) \epsilon} \frac{1}{(x^2)^{1-2\epsilon}}. \quad (5.10)$$

Here, the fields are left unrenormalized such that the one-loop correction to the propagator is divergent in $D = 4$ dimensions. This is not a problem due to the cancellation with the three-vertex diagrams. For the kinematic factor associated to the self-energy diagram, we then find the expression

$$F_{18}^2 = \frac{N \Gamma^2(1-\epsilon)}{32 \pi^4 (1-2\epsilon) \epsilon} (\pi \mu^2)^\epsilon \xi \int_{-L}^0 d\tau_1 \int_0^L d\tau_2 \frac{1}{[(x_1 - x_2)^2]^{1-2\epsilon}}. \quad (5.11)$$

Let us now turn to the three-vertex diagrams. They arise from Wick-contracting the terms

$$\left\langle \frac{i^3}{3!} \int d\tau_1 d\tau_2 d\tau_3 \mathcal{P} [A(\tau_1)A(\tau_2)A(\tau_3)]_{ii'jj'} \left(\frac{1}{g^2 \mu^{2\epsilon}} \int d^D y f^{abc} \partial^\mu A^{\nu a}(y) A_\mu^b(y) A_\nu^c(y) \right) \right\rangle,$$

$$\left\langle \frac{i}{3!} \int d\tau_1 d\tau_2 d\tau_3 3\mathcal{P} [\Phi(\tau_1)A(\tau_2)\Phi(\tau_3)]_{ii'jj'} \left(\frac{1}{g^2 \mu^{2\epsilon}} \int d^D y f^{abc} \partial^\mu \Phi_I^a(y) A_\mu^b(y) \Phi_I^c(y) \right) \right\rangle,$$

which gives the term

$$\begin{aligned} & \frac{-i}{g^2 \mu^{2\epsilon}} \int d\tau_1 d\tau_2 d\tau_3 (\dot{x}_1 \dot{x}_3 - n_1 n_3 |\dot{x}_1| |\dot{x}_3|) f^{abc} \mathcal{C}(T^a, T^b, T^c)_{ii'jj'} \\ & \cdot \int d^D y \left(\dot{x}_2 \frac{\partial}{\partial y} D(x_1 - y) \right) D(x_2 - y) D(x_3 - y) = \\ & = \frac{i}{g^2 \mu^{2\epsilon}} \int d\tau_1 d\tau_2 d\tau_3 (\dot{x}_1 \dot{x}_3 - n_1 n_3 |\dot{x}_1| |\dot{x}_3|) \dot{x}_2 \frac{\partial}{\partial x_1} G(x_1, x_2, x_3) f^{abc} \mathcal{C}(T^a, T^b, T^c)_{ii'jj'}. \end{aligned} \quad (5.12)$$

Here, $G(x_1, x_2, x_3) = \int d^D y D(x_1 - y) D(x_2 - y) D(x_3 - y)$ and \mathcal{C} orders T^a, T^b, T^c according to the ordering of (τ_1, τ_2, τ_3) and assigns the appropriate indices.

Note that we have exhausted our freedom to interchange the integration variables (τ_1, τ_2, τ_3) in carrying out the contractions. For any given diagram we must hence consider all combinations of (τ_1, τ_2, τ_3) being on any of the edges. We see immediately that the integral vanishes for diagrams with τ_1 and τ_3 on the same line. In the case of τ_2 and τ_3 being on the same line, we have $\dot{x}_2 = \dot{x}_3$ and $n_2 = n_3$, such that upon exchanging τ_2 and τ_3 only the color factor $f^{abc} \mathcal{C}(T^a, T^b, T^c)_{ii'jj'}$ changes its sign. These diagrams thus vanish as well and we need only consider those contributions with (τ_1, τ_2) on one line and τ_3 on the other. For these diagrams, we still need to take the two possible orderings of (τ_1, τ_2) into account. A different order changes the sign of the color factor. It is convenient to include this into the kinematic factor rather than calculating the diagrams separately and piece them together only after summing over diagrams weighted with different color factors. Symbolically we then compute as follows:

$$C \left(\text{diagram} \right) = f^{abc} \left(\text{diagram with labels } a, b, c \right), \quad F \left(\text{diagram} \right) = F \left(\text{diagram with labels } 1, 2, 3 \right) - F \left(\text{diagram with labels } 3, 2, 1 \right).$$

In the case of τ_1 and τ_2 being on the same line, we may identify $\dot{x}_2 \partial/\partial x_1 = \partial/\partial \tau_1$, since $\dot{x}_2 = \dot{x}_1$. For the kinematic factor F_{14}^2 we thus have

$$\begin{aligned} F_{14}^2 &= \frac{i\xi}{g^2 \mu^{2\epsilon}} \int_{-L}^0 d\tau_1 d\tau_2 \varepsilon(\tau_2 - \tau_1) \int_0^L d\tau_3 \frac{\partial}{\partial \tau_1} G(x_1, x_2, x_3) \\ &= \frac{2i\xi}{g^2 \mu^{2\epsilon}} \int_{-L}^0 d\tau_1 \int_0^L d\tau_3 G(x_1, x_1, x_3) - \frac{i\xi}{g^2 \mu^{2\epsilon}} \int_{-L}^0 d\tau_2 \int_0^L d\tau_3 G(0, x_2, x_3) \end{aligned} \quad (5.13)$$

Here, we have left out the contribution from the upper boundary $\tau_1 = L$, since it is not relevant for the pole term.

By introducing Feynman parameters, we can rewrite the three-point correlator $G(x_1, x_2, x_3)$ as

$$\begin{aligned} G(x_1, x_2, x_3) &= \left(\frac{g^2 \mu^{2\epsilon} \Gamma(1-\epsilon)}{4\pi^{2-\epsilon}} \right)^3 \int d^D y \frac{1}{[(x_1 - y)^2 (x_2 - y)^2 (x_3 - y)^2]^{1-\epsilon}} \\ &= g^6 \mu^{6\epsilon} \frac{\Gamma(1-2\epsilon)}{4^3 \pi^{4-2\epsilon}} \int_0^1 d\alpha d\beta d\gamma \frac{\delta(1-\alpha-\beta-\gamma) (\alpha\beta\gamma)^{-\epsilon}}{[\alpha\beta x_{12}^2 + \beta\gamma x_{23}^2 + \alpha\gamma x_{13}^2]^{1-2\epsilon}}. \end{aligned} \quad (5.14)$$

Here, we have integrated out y according to the formula

$$\int d^D y \frac{1}{[y^2 + \Delta]^\kappa} = \frac{\Gamma(\kappa - \frac{D}{2})}{\Gamma(\kappa)} \frac{\pi^{D/2}}{\Delta^{\kappa - D/2}}.$$

For the first term in equation (5.13), we then note

$$\begin{aligned} G(x_1, x_1, x_3) &= \frac{\Gamma(1-2\epsilon) g^6 \mu^{6\epsilon}}{4^3 \pi^{4-2\epsilon} (x_{13}^2)^{1-2\epsilon}} \int_0^1 d\alpha d\beta d\gamma \frac{\delta(1-\alpha-\beta-\gamma) (\alpha\beta\gamma)^{-\epsilon}}{[\gamma(1-\gamma)]^{1-2\epsilon}} \\ &= \frac{g^6 \mu^{6\epsilon} \Gamma^2(1-\epsilon)}{4^3 \pi^{4-2\epsilon} (1-2\epsilon)\epsilon} \frac{1}{(x_{13}^2)^{1-2\epsilon}}. \end{aligned}$$

The comparison with (5.11) then shows that

$$F_{14}^2 = \frac{i}{N} F_{18}^2 - \frac{i\xi}{g^2 \mu^{2\epsilon}} \int_{-L}^0 d\tau_2 \int_0^L d\tau_3 G(0, x_2, x_3) = \frac{i}{N} F_{18}^2 + \frac{g^4 \mu^{4\epsilon}}{\epsilon} \xi F(\phi), \quad (5.15)$$

and after summing over all diagrams with the respective combinatorial and color factors, the kinematic factor F_{18}^2 drops out. The three-vertex contribution thus reduces to the case of one scalar being frozen to the intersection point, see also figure 8. It is described by the lowest-order coefficient of $F(\phi) = F_0(\phi) + \mathcal{O}(\epsilon)$, which we compute in appendix B to find

$$F_0(\phi) = -\frac{2i\phi(\pi^2 - \phi^2)}{(4\pi)^4 3 \sin \phi}. \quad (5.16)$$

The other three-vertex diagrams can be discussed analogously. This gives the following relations:

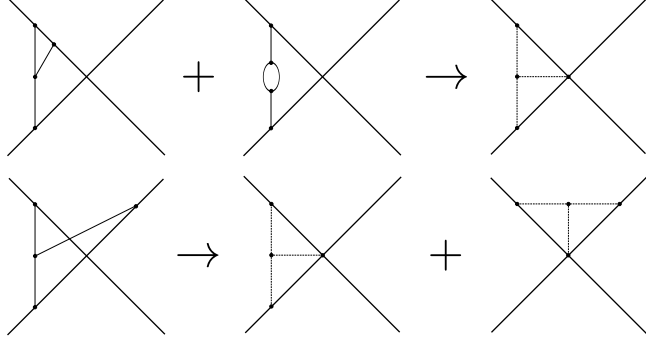


Figure 8: Symbolic display of the relations for the three-vertex and self-energy diagrams.

$$\begin{aligned}
F_{11}^2 = F_{12}^2 &= \frac{i}{N} F_{17}^2 + \frac{g^4 \mu^{4\epsilon}}{\epsilon} \xi F(\pi - \phi), \\
F_{13}^2 = F_{14}^2 &= \frac{i}{N} F_{18}^2 + \frac{g^4 \mu^{4\epsilon}}{\epsilon} \xi F(\phi), \\
F_{15}^2 = F_{16}^2 &= -\frac{g^4 \mu^{4\epsilon}}{\epsilon} \xi (F(\phi) + F(\pi - \phi)),
\end{aligned} \tag{5.17}$$

For the three-vertex contributions F_{15}^2 and F_{16}^2 connecting three of the semi-infinite lines, we find two boundary terms corresponding to the two orderings of τ_1 and τ_2 . After freezing one scalar to the intersection point, the contributions only involve two of the semi-infinite lines and can be expressed by the function $F(\phi)$ which also appears in the cusp anomalous dimension, see figure 8. We have thus found that the three-vertex contributions to the cross anomalous dimension can be related to the respective contributions to the cusp anomalous dimension.

5.2 Relation to the Cusp Anomalous Dimension

It is clear that some of the above kinematic factors appear also in the calculation of the cusp anomalous dimension at the two-loop level. Specifically, these are the factors F_3^2 , F_4^2 , F_{13}^2 , F_{14}^2 and F_{18}^2 and hence the functions $F_0(\phi)$ and $K_0(\phi)$. Combining these with the appropriate color factors and using the relations derived for the kinematic factors above, we find the cusp anomalous dimension

$$\Gamma_{\text{cusp}}^{(2)}(\phi, \rho) = \frac{N^2 - 1}{N^2} \gamma_c^{(2)}(\phi, \rho) = \frac{N^2 - 1}{N^2} (-\xi^2 K_0(\phi) + 2i\xi F_0(\phi)). \tag{5.18}$$

5.3 The Two-loop Result

In terms of the color and kinematic factors, the correlator \mathcal{W}_a at the two-loop level is given by

$$\mathcal{W}_a^{(2)} = \sum_m \frac{1}{N^2} c_m F_m^2 C_{a,m}^2. \tag{5.19}$$

Here, the c_n denote combinatorial factors, for which we have

$$c_5 = c_6 = 1, \quad c_n = 2 \quad \text{for } n \neq 5, 6.$$

The color factors $C_{a,m}^2$ are collected in appendix A. Using the relations between the kinematic factors discussed above, it is then straightforward to express the cross anomalous dimension in

terms of the functions $K_0(\phi)$, $F_0(\phi)$ and $L_0(\phi)$ by using equations (5.6), (5.8) and (5.15). Due to the presence of the commutator term at the two-loop level, we also need the finite coefficients of the kinematic factors at the one-loop level,

$$F_1^1 = \frac{g^2 \mu^{2\epsilon}}{\epsilon} (\cos \phi - \cos \rho) (I_0(\pi - \phi) + \epsilon I_1(\pi - \phi) + \mathcal{O}(\epsilon^2)), \quad (5.20)$$

$$F_2^1 = \frac{g^2 \mu^{2\epsilon}}{\epsilon} (\cos \phi - \cos \rho) (I_0(\phi) + \epsilon I_1(\phi) + \mathcal{O}(\epsilon^2)). \quad (5.21)$$

The relevant combination $C_0(\phi) = I_0(\phi)I_1(\pi - \phi) - I_0(\pi - \phi)I_1(\phi)$ is computed in appendix B, where we find that

$$C_0(\phi) = -\frac{1}{32\pi^4 \sin^2 \phi} \left[(\phi + \pi) \text{Im}(\text{Li}_2(e^{i\phi})) - (\phi - 2\pi) \text{Im}(\text{Li}_2(-e^{i\phi})) \right]. \quad (5.22)$$

From the renormalization group equation (2.9), we then find the two-loop coefficient of the cross anomalous dimension to be given by

$$\Gamma_{\text{cross}}^{(2)}(\phi, \rho) = \frac{2\tilde{\Gamma}_{\text{cusp}}^{(2)}(\phi, \rho)}{N^2} \begin{pmatrix} 0 & 0 \\ -1 & N^2 \end{pmatrix} + \frac{2\Gamma_A^{(2)}(\phi, \rho)}{N^2} \begin{pmatrix} -1 & N^2 \\ 0 & 0 \end{pmatrix} + \frac{2\Gamma_B^{(2)}(\phi, \rho)}{N^2} \begin{pmatrix} 0 & 0 \\ -1 & 1 \end{pmatrix}. \quad (5.23)$$

Here, we have introduced the abbreviations

$$\Gamma_A^{(2)}(\phi, \rho) = \xi^2 (K_0(\pi - \phi) - K_0(\phi) + C_0(\phi) - L_0(\phi)), \quad (5.24)$$

$$\Gamma_B^{(2)}(\phi, \rho) = -\xi^2 (K_0(\pi - \phi) - K_0(\phi) - C_0(\phi) + L_0(\phi)) - 4i\xi (F_0(\phi) + F_0(\pi - \phi)). \quad (5.25)$$

It is noteworthy that by virtue of the relations (5.17) all three-vertex and self-energy contributions to the first line of the cross anomalous dimension cancel out. Remarkably, also the contribution of the ladder diagrams² to the first line of the cross anomalous dimension vanishes, which can be seen by inserting the results (5.7), (5.9) and (5.22) to find

$$\Gamma_A^{(2)}(\phi, \rho) = 0. \quad (5.26)$$

Using the same identity, we can rewrite the contribution $\Gamma_B^{(2)}(\phi, \rho)$ to get

$$\begin{aligned} \Gamma_B^{(2)}(\phi, \rho) &= -2(-\xi^2 K_0(\phi) + 2i\xi F_0(\phi) + \xi^2 K_0(\pi - \phi) + 2i\xi F_0(\pi - \phi)) \\ &= -2\gamma_c^{(2)}(\phi, \rho) + 2\gamma_c^{(2)}(\pi - \phi, \pi - \rho) = -2\gamma_c^{(2)}(\phi, \rho) + 2\gamma_{c,r}^{(2)}(\phi, \rho). \end{aligned} \quad (5.27)$$

The cross anomalous dimension can thus indeed be expressed in terms of the cusp anomalous dimension also at the two-loop level,

$$\Gamma_{\text{cross}}^{(2)} = \begin{pmatrix} 0 & 0 \\ 0 & 2\gamma_c^{(2)} \end{pmatrix} - \frac{2}{N^2} \begin{pmatrix} 0 & 0 \\ 2\gamma_{c,r}^{(2)} - \gamma_c^{(2)} & 2\gamma_c^{(2)} - 2\gamma_{c,r}^{(2)} \end{pmatrix}. \quad (5.28)$$

A consistency check³ of the above result can be performed by analytically continuing to a Minkowskian cusp angle $i\gamma$ and considering the limit $\gamma \rightarrow \infty$. It is known [26] that in this limit the eigenvalues Γ_{\pm} of the cross anomalous dimension matrix scale as

$$\Gamma_+ = \gamma \Gamma(\lambda) + \mathcal{O}(\gamma^0), \quad \Gamma_- = \mathcal{O}(\gamma^{-1}). \quad (5.29)$$

²This behavior has also been observed for the cross anomalous dimension in QCD [12].

³I would like to thank Gregory Korchemsky for pointing out this option.

Here, $\Gamma(\lambda)$ is related to the respective coefficient of the cusp anomalous dimension in the limit $\gamma \rightarrow \infty$, i.e. when the cusp becomes lightlike. For the analytic continuation, note that the $i0$ -prescription for the position space propagator implies that γ has a small negative imaginary part, such that the branch cuts of the polylogarithms appearing for terms such as $\text{Li}_2(e^\gamma)$ are approached from below.

The scaling (5.29) can be reduced to the requirement that the trace of the cross anomalous dimension matrix scales as γ whereas its determinant scales as γ^0 . This is easily checked for the result (5.28), since γ_c scales linearly in γ and the determinant vanishes. For the one-loop result, one notes that the determinant can be expressed in terms of the combination $(\gamma_c - \gamma_{c,r})$, which scales as γ^0 for $\gamma \rightarrow \infty$. Note that, even though the passing of our above result was easily established, the check does put a strong constraint on the result since the contributions of the individual diagrams at the two-loop order scale as γ^3 , such that the correct scaling behavior involves a number of cancellations, e.g. between ladder and three-vertex diagrams as it is the case for the cusp anomalous dimension.

Let us now turn to the two-loop calculation for the contour shown in figure 4. As already at the one-loop level, we reconsider the diagrams given in figure 7 and find that the kinematic factors \tilde{F}_i^2 can be related to the kinematic factors F_i^2 we have calculated above. Consider for example the first diagram for which we find the contribution

$$\begin{aligned} \tilde{F}_1^2 &= (-\xi)^2 \frac{\Gamma(1-\epsilon)^2}{16\pi^{4-2\epsilon}} g^4 \mu^{4\epsilon} \int_{-L}^0 d\tau_2 d\tau_4 \int_0^L d\tau_1 d\tau_3 \frac{\theta(\tau_3 - \tau_1)\theta(\tau_2 - \tau_4)}{\left((v_2\tau_1 + v_1\tau_2)^2 (v_2\tau_3 + v_1\tau_4)^2\right)^{1-\epsilon}} \\ &= \xi^2 \frac{\Gamma(1-\epsilon)^2}{16\pi^{4-2\epsilon}} g^4 \mu^{4\epsilon} \int_0^L d^4\tau \frac{\theta(\tau_3 - \tau_1)\theta(\tau_4 - \tau_2)}{\left((v_2\tau_1 - v_1\tau_2)^2 (v_2\tau_3 - v_1\tau_4)^2\right)^{1-\epsilon}} = F_1^2. \end{aligned} \quad (5.30)$$

All ladder diagrams can be discussed similarly. For the three-vertex diagrams such as 15 and 16 in figure 7 we should take into account that opposite lines have opposite orientations, $\dot{x}_2 = -\dot{x}_1$, such that we have $\dot{x}_2 \cdot \partial_{x_1} = -\partial_{\tau_1}$ in contrast to calculation of the kinematic factors F_i^2 and the diagrams 11 - 14. We thus find

$$\tilde{F}_{15}^2 = -\frac{i\xi}{g^2 \mu^{2\epsilon}} \int_0^L d^3\tau \partial_{\tau_1} [G(-v_2\tau_1, v_2\tau_2, v_1\tau_3) + G(v_2\tau_1, -v_2\tau_2, v_1\tau_3)] = F_{15}^2. \quad (5.31)$$

In summary, all kinematic factors can be related to their respective counterparts up to a sign, which is given by

$$\tilde{F}_i^2 = \begin{cases} F_i^2 & \text{for } i \in \{1, \dots, 6, 13, 14, 15, 18\}, \\ -F_i^2 & \text{for } i \in \{7, \dots, 12, 16, 17\}. \end{cases} \quad (5.32)$$

The associated color factors are collected in appendix A. Using the same steps as described above for the cross anomalous dimension Γ_{cross} , we then find

$$\tilde{\Gamma}_{\text{cross}}^{(2)} = 2 \begin{pmatrix} \gamma_{c,r}^{(2)} & 2\gamma_c^{(2)} - \gamma_{c,r}^{(2)} \\ 0 & \gamma_c^{(2)} \end{pmatrix} - \frac{2}{N^2} \begin{pmatrix} 2\gamma_c^{(2)} & 0 \\ \gamma_c^{(2)} - 2\gamma_{c,r}^{(2)} & 2\gamma_{c,r}^{(2)} \end{pmatrix}. \quad (5.33)$$

Remarkably, the cross anomalous dimension $\tilde{\Gamma}_{\text{cross}}$ can also be expressed in terms of the cusp anomalous dimension at the two-loop order as we have observed at strong coupling.

6 Conclusion and Outlook

In this paper, we have determined the cross anomalous dimension for Maldacena–Wilson loops in $\mathcal{N} = 4$ SYM theory at strong coupling and up to the two-loop level at weak coupling. The strong-coupling discussion showed that the cross anomalous dimension displays Gross–Ooguri phase transitions in certain regions of the parameter space. A further goal of this calculation was to investigate whether a relation between the cross and cusp anomalous dimension can be established, which indeed turned out to be possible.

A further check of this structure would require a to carry out a three-loop calculation. At this level, one can benefit from the understanding of non-Abelian exponentiation [23] and modern methods for the calculation of kinematic factors [27]. Moreover, a subset of diagrams will again be immediately related to the cusp anomalous dimension, which is currently known to four loops [28].

It would be very interesting to see whether it is possible — as it is the case for the cusp anomalous dimension in $\mathcal{N} = 4$ SYM theory — to calculate the cross anomalous dimension or limits thereof based on localization [29] or integrability [30], see also refs. [31] for recent developments on the cusp anomalous dimension. The cross anomalous dimension provides a richer structure than the cusp anomalous dimension (e.g. the strong-coupling phase transition) and the availability of exact methods could lead to interesting checks of the AdS/CFT correspondence.

Acknowledgements

I would like to thank Konstantin Zarembo for pointing me to this project and for his guidance in its early phase. Moreover I would like to thank Johannes Broedel, Johannes Henn, Dennis Müller, Jan Plefka, Amit Sever and in particular Christoph Sieg for interesting discussions. I am also indebted to Konstantin Zarembo and in particular to Gregory Korchemsky for their very valuable comments on the draft. Additionally, I would like to thank Shota Komatsu and Simone Giombi for pointing out typos in an earlier version.

This work has been supported by the SFB 647 “*Space-Time-Matter.Analytic and Geometric Structures*” and the Research Training Group GK 1504 “*Mass, Spectrum, Symmetry*” of the German Research Foundation as well as the grant no. 615203 from the European Research Council under the FP7 and by the Swiss National Science Foundation through the NCCR SwissMAP.

A Color Factors

In this appendix, we provide the color factors arising from the contraction of the $SU(N)$ -generators T^a for the calculation of the cross anomalous dimension to two loops. For the structure constants, we note the convention $[T^a, T^b] = i f^{abc} T^c$. The generators are normalized in such a way that $2 \text{tr} (T^a T^b) = \delta^{ab}$ and we note the following basic $SU(N)$ -identities:

$$\begin{aligned} T_{ij}^a T_{kl}^a &= \frac{1}{2} (\delta_{il} \delta_{kj} - \frac{1}{N} \delta_{ij} \delta_{kl}) , & T^a T^a &= \frac{N^2-1}{2N} \mathbf{1} , \\ T^a T^b T^a &= -\frac{1}{2N} T^b , & f^{abc} f^{abd} &= N \delta^{cd} . \end{aligned} \quad (\text{A.1})$$

These identities are sufficient to calculate the color factors at the one- and two-loop level. All color factors can be expressed as linear combinations of the two basic color structures

$$|1\rangle = \delta_{i'i'} \delta_{j'j'} , \quad |2\rangle = \delta_{ij'} \delta_{j'i'} . \quad (\text{A.2})$$

At the one-loop level, we note the color factors

$$C_{1,1}^1 = \frac{1}{2} |2\rangle - \frac{1}{2N} |1\rangle , \quad C_{1,2}^1 = C_{1,1}^1 , \quad C_{1,3}^1 = C_{1,1}^1 , \quad C_{1,4}^1 = C_{1,1}^1 , \quad (\text{A.3})$$

$$C_{2,1}^1 = \frac{1}{2} |1\rangle - \frac{1}{2N} |2\rangle , \quad C_{2,2}^1 = \frac{N^2-1}{2N} |2\rangle , \quad C_{2,3}^1 = C_{2,1}^1 , \quad C_{2,4}^1 = C_{2,2}^1 . \quad (\text{A.4})$$

At the two-loop level, we first consider the color factors for \mathcal{W}_1 . For the ladder-like diagrams we note

$$\begin{aligned} C_{1,1}^2 &= \frac{N^2+1}{4N^2} |1\rangle - \frac{1}{2N} |2\rangle , & C_{1,2}^2 &= \frac{N^2-2}{4N^2} |2\rangle + \frac{1}{4N^2} |1\rangle , & C_{1,3}^2 &= C_{1,2}^2 , & C_{1,4}^2 &= C_{1,1}^2 , \\ C_{1,5}^2 &= C_{1,1}^2 , & C_{1,6}^2 &= C_{1,2}^2 , & C_{1,7}^2 &= C_{1,1}^2 , & C_{1,8}^2 &= C_{1,2}^2 , \\ C_{1,9}^2 &= C_{1,1}^2 , & C_{1,10}^2 &= C_{1,2}^2 . \end{aligned} \quad (\text{A.5})$$

For the three-vertex diagrams we have

$$C_{1,11}^2 = C_{1,12}^2 = \dots = C_{1,16}^2 = \frac{iN}{4} |2\rangle - \frac{i}{4} |1\rangle , \quad (\text{A.6})$$

and for the self-energy diagrams we get

$$C_{1,17}^2 = C_{1,1}^1 , \quad C_{1,18}^2 = C_{1,2}^1 . \quad (\text{A.7})$$

Note that the relation $C_{1,11}^2 = \frac{iN}{2} C_{1,17}^2$ between the color factors of the three-vertex and self-energy diagrams is essential for the cancellations between the three-vertex and self-energy diagrams.

For the operator \mathcal{W}_2 we find the following color factors for the ladder-like diagrams:

$$\begin{aligned} C_{2,1}^2 &= \frac{N^2+1}{4N^2} |2\rangle - \frac{1}{2N} |1\rangle , & C_{2,2}^2 &= \frac{N^2-2}{4N^2} |1\rangle + \frac{1}{4N^2} |2\rangle , & C_{2,3}^2 &= \frac{(N^2-1)^2}{4N^2} |2\rangle , \\ C_{2,4}^2 &= -\frac{N^2-1}{4N^2} |2\rangle , & C_{2,5}^2 &= C_{2,1}^2 , & C_{2,6}^2 &= C_{2,3}^2 , \\ C_{2,7}^2 &= \frac{N^2-1}{4N^2} |1\rangle - \frac{N^2-1}{4N^2} |2\rangle , & C_{2,8}^2 &= -\frac{1}{4N^2} |1\rangle + \frac{1}{4N^2} |2\rangle , & C_{2,9}^2 &= C_{2,7}^2 , & C_{2,10}^2 &= C_{2,8}^2 . \end{aligned} \quad (\text{A.8})$$

For the three-vertex diagrams we have

$$\begin{aligned} C_{2,11}^2 &= \frac{iN}{4} |1\rangle - \frac{i}{4} |2\rangle , & C_{2,12}^2 &= C_{2,11}^2 , & C_{2,13}^2 &= \frac{i(N^2-1)}{4} |2\rangle , \\ C_{2,14}^2 &= C_{2,13}^2 , & C_{2,15}^2 &= -C_{2,11}^2 , & C_{2,16}^2 &= -C_{2,11}^2 , \end{aligned} \quad (\text{A.9})$$

and for the self-energy diagrams we get

$$C_{2,17}^2 = C_{2,1}^1, \quad C_{2,18}^2 = C_{2,2}^1. \quad (\text{A.10})$$

The color factors for the contour shown in figure 4 at the one-loop level have been stated in the main text. At the two-loop level, we find the following color factors for the loop $\widetilde{\mathcal{W}}_1$:

$$\begin{aligned} \widetilde{C}_{1,1}^2 &= \frac{(N^2-1)^2}{4N^2} |1\rangle, & \widetilde{C}_{1,2}^2 &= -\frac{N^2-1}{4N^2} |1\rangle, & \widetilde{C}_{1,5}^2 &= \widetilde{C}_{1,1}^2, & \widetilde{C}_{1,6}^2 &= \widetilde{C}_{1,3}^2, \\ \widetilde{C}_{1,3}^2 &= \frac{N^2-2}{4N} |2\rangle + \frac{1}{4N^2} |1\rangle, & \widetilde{C}_{1,4}^2 &= \frac{N^2+1}{4N^2} |1\rangle - \frac{1}{2N} |2\rangle, & \widetilde{C}_{1,9}^2 &= \widetilde{C}_{1,7}^2, & \widetilde{C}_{1,10}^2 &= \widetilde{C}_{1,8}^2, \\ \widetilde{C}_{1,7}^2 &= -\frac{1}{4N} |2\rangle + \frac{1}{4N^2} |1\rangle, & \widetilde{C}_{1,8}^2 &= \frac{N^2-1}{4N} |2\rangle - \frac{N^2-1}{4N^2} |1\rangle. \end{aligned} \quad (\text{A.11})$$

For the three-vertex diagrams we have

$$\begin{aligned} \widetilde{C}_{1,11}^2 &= \frac{i(N^2-1)}{4} |1\rangle, & \widetilde{C}_{1,12}^2 &= \widetilde{C}_{1,11}^2, & \widetilde{C}_{1,13}^2 &= \frac{iN}{4} |2\rangle - \frac{i}{4} |1\rangle, \\ \widetilde{C}_{1,14}^2 &= \widetilde{C}_{1,13}^2, & \widetilde{C}_{1,15}^2 &= -\widetilde{C}_{1,13}^2, & \widetilde{C}_{1,16}^2 &= \widetilde{C}_{1,13}^2. \end{aligned} \quad (\text{A.12})$$

and for the self-energy diagrams we get

$$\widetilde{C}_{1,17}^2 = \widetilde{C}_{1,1}^1, \quad \widetilde{C}_{1,18}^2 = \widetilde{C}_{1,2}^1. \quad (\text{A.13})$$

For the loop $\widetilde{\mathcal{W}}_2$, the relation to the untilded case is simpler: The color factors are the same,

$$\widetilde{C}_{2,i}^2 = C_{2,i}^2, \quad (\text{A.14})$$

except for the following cases:

$$\widetilde{C}_{2,1}^2 = C_{2,2}^2, \quad \widetilde{C}_{2,2}^2 = C_{2,1}^2, \quad \widetilde{C}_{2,5}^2 = C_{2,2}^2, \quad \widetilde{C}_{2,15}^2 = -C_{2,15}^2. \quad (\text{A.15})$$

B Kinematic Factors

In this appendix, we calculate the relevant integrals for the cross anomalous dimension up to the two-loop level. While powerful methods for the evaluation of integrals of the kind encountered here exist [32, 27], we shall take a pedestrian approach below, taking inspiration from ref. [22]. The results of the integrals calculated below are typically given in terms of polylogarithms. The polylogarithm functions can be defined recursively by

$$\frac{d}{dz} \text{Li}_n(z) = \frac{1}{z} \text{Li}_{n-1}(z), \quad \text{Li}_1(z) = -\ln(1-z). \quad (\text{B.1})$$

Here, we encounter in particular the dilogarithm function

$$\text{Li}_2(z) = -\int_0^z du \frac{\ln(1-u)}{u}, \quad (\text{B.2})$$

which satisfies the functional identities

$$\text{Li}_2\left(\frac{1}{z}\right) = -\text{Li}_2(z) - \frac{\pi^2}{6} - \ln^2(-z), \quad \text{Li}_2(1-z) = -\text{Li}_2(z) + \frac{\pi^2}{6} - \ln(z) \ln(1-z). \quad (\text{B.3})$$

B.1 Cusp Anomalous Dimension

We begin by studying the integrals which appear also in the calculation of the cusp anomalous dimension. Explicit results for these were derived in ref. [17], partly based on the results of ref. [32]. We present an independent, elementary derivation below.

Three-vertex Diagrams.

We compute the function $F_0(\phi)$, which encodes the contribution of the three-vertex diagram to the cusp anomalous dimension. Starting from equation (5.15), we have

$$F(\phi) = -\frac{i\epsilon}{g^6 u^{6\epsilon}} \int_{-L}^0 d\tau_2 \int_0^L d\tau_3 G(0, x_2, x_3). \quad (\text{B.4})$$

After plugging in the expression (5.14) for $G(0, x_2, x_3)$, substituting $\tau_2 = -\kappa z$, $\tau_3 = \kappa \bar{z}$ as in the one-loop calculation and carrying out the κ -integral, we find

$$\begin{aligned} F_0(\phi) &= -\frac{i}{(4\pi)^4} \int_0^1 dz d\alpha d\beta d\gamma \frac{\delta(1 - \alpha - \beta - \gamma)}{\alpha\beta z^2 + \beta\gamma(z^2 + \bar{z}^2 + 2z\bar{z}\cos\phi) + \alpha\gamma\bar{z}^2} \\ &= -\frac{i}{(4\pi)^4} \int_0^1 dz d\gamma \int_0^\gamma d\beta \frac{1}{\beta\bar{\beta}z^2 + 2\beta\bar{\gamma}z\bar{z}\cos\phi + \gamma\bar{\gamma}\bar{z}^2}. \end{aligned} \quad (\text{B.5})$$

Here, we have integrated out α and substituted $\gamma \rightarrow \bar{\gamma}$ to reach a more convenient form. The integral can be further facilitated by substituting

$$r = \frac{\bar{z}}{z}, \quad u = \frac{\beta}{\gamma}, \quad v = \frac{\bar{\beta}}{\bar{\gamma}},$$

to reach the form

$$\begin{aligned} F_0(\phi) &= -\frac{i}{(4\pi)^4} \int_0^\infty dr \int_0^1 du \int_1^\infty dv \frac{1}{(v-u)(vu + 2ur\cos\phi + r^2)} \\ &= -\frac{i}{(4\pi)^4} \int_0^\infty dr \int_0^1 du \int_1^\infty dv \frac{1}{(v-u)(v + u(r^2 + 2r\cos\phi))}. \end{aligned}$$

After carrying out the v -Integration, we have

$$\begin{aligned} F_0(\phi) &= \frac{1}{(4\pi)^4 2\sin\phi} \int_0^\infty dr \int_0^1 du \left(\frac{1}{r + e^{i\phi}} - \frac{1}{r + e^{-i\phi}} \right) \frac{\ln(1 + u(r^2 + 2r\cos\phi)) - \ln(1 - u)}{u} \\ &=: -\frac{if_0(\phi)}{(4\pi)^4 2\sin\phi}. \end{aligned}$$

Rather than calculating $f_0(\phi)$ directly, we consider its derivative. Noting that

$$\partial_\phi \left(\frac{1}{r + e^{i\phi}} - \frac{1}{r + e^{-i\phi}} \right) = i \partial_r \left(\frac{e^{i\phi}}{r + e^{i\phi}} + \frac{e^{-i\phi}}{r + e^{-i\phi}} \right),$$

and after integrating by parts, one finds (after some cancellations)

$$\begin{aligned} f_0'(\phi) &= 4 \cos \phi \int_0^\infty dr \int_0^1 du \frac{1}{1 + u(r^2 + 2r \cos \phi)} - 2 \int_0^1 du \frac{\ln(1-u)}{u} \\ &= \frac{\pi^2}{3} + 4 \cos \phi \int_0^\infty dr \frac{\ln(r^2 + 2r \cos \phi + 1)}{r(r + 2 \cos \phi)}. \end{aligned}$$

The anti-derivative of the above integrand can be constructed by decomposing into partial fractions and factoring the logarithm. In order to take the limits $r \rightarrow 0$ and $r \rightarrow \infty$, one may rely on the known asymptotic expansions of polylogarithms. Then, one finds that

$$f_0'(\phi) = \frac{4\pi^2}{3} - 4\phi^2 \quad \Rightarrow \quad f_0(\phi) = \frac{4}{3}\phi(\pi^2 - \phi^2),$$

where we have used $f_0(0) = 0$. We have thus found that

$$F_0(\phi) = -\frac{2i\phi(\pi^2 - \phi^2)}{(4\pi)^4 3 \sin \phi}. \quad (\text{B.6})$$

Crossed Propagators Diagram.

The ladder-like contribution to the cusp anomalous dimension is encoded in the diagram F_4^2 , for which we note the expression

$$\begin{aligned} F_4^2 &= \frac{g^4}{16\pi^4} (\pi\mu^2 L^2)^{2\epsilon} \xi^2 \int_0^1 \frac{d^4\tau \theta(\tau_4 - \tau_3) \theta(\tau_1 - \tau_2) \Gamma^2(1 - \epsilon)}{[(\tau_1^2 + \tau_3^2 + 2\tau_1\tau_3 \cos \phi)(\tau_2^2 + \tau_4^2 + 2\tau_2\tau_4 \cos \phi)]^{1-\epsilon}} \\ &= \frac{g^4 \mu^{4\epsilon}}{\epsilon} \xi^2 (K_0(\phi) + \mathcal{O}(\epsilon)). \end{aligned} \quad (\text{B.7})$$

in order to calculate $K_0(\phi)$, we substitute

$$\tau_1 = \kappa z, \quad \tau_2 = x\kappa z, \quad \tau_3 = \kappa \bar{z}, \quad \tau_4 = y\kappa \bar{z}. \quad (\text{B.8})$$

Here, we have $x, y, z \in [0, 1]$ and since we are again only interested in the divergent piece, taking $\kappa \in [0, 1]$ is sufficient. Then, we arrive at

$$\begin{aligned} K_0(\phi) &= \frac{1}{2^6 \pi^4} \int_0^1 dx dy dz \frac{z\bar{z}}{(z^2 + y^2 \bar{z}^2 + 2yz\bar{z} \cos \phi)(x^2 z^2 + \bar{z}^2 + 2xz\bar{z} \cos \phi)} \\ &= -\frac{1}{2^8 \pi^4 \sin^2 \phi} \int_0^1 \frac{dz}{z\bar{z}} \ln \left(\frac{\bar{z} + ze^{i\phi}}{\bar{z} + ze^{-i\phi}} \right) \ln \left(\frac{z + \bar{z}e^{i\phi}}{z + \bar{z}e^{-i\phi}} \right). \end{aligned} \quad (\text{B.9})$$

Here, we have restricted ϕ to the domain $\phi < \pi/2$, such that we may work with the standard form of the complex logarithm, having the branch cut along the negative real axis. The result for $\phi \geq \pi/2$ can be deduced from analytic continuation. In the above expression, we substitute

$$e^{2i\psi} = \frac{z + \bar{z}e^{i\phi}}{z + \bar{z}e^{-i\phi}} \quad (\text{B.10})$$

to reach the form

$$K_0(\phi) = \frac{1}{2^6 \pi^4 \sin^2 \phi} \int_0^\phi d\psi \psi(\phi - \psi) (\cot(\psi) + \cot(\phi - \psi)) = \frac{1}{2^5 \pi^4 \sin^2 \phi} \int_0^\phi d\psi \psi(\phi - \psi) \cot(\psi).$$

In order to compute the integral

$$k_0(\phi) = \int_0^\phi d\psi \psi(\phi - \psi) \cot(\psi), \quad (\text{B.11})$$

it is convenient to consider $k'_0(\phi)$, for which one finds the simpler integral

$$k'_0(\phi) = \int_0^\phi d\psi \psi \cot(\psi) = -i \int_1^{e^{i\phi}} du \frac{(u^2 + 1) \ln(u)}{u(u^2 - 1)}.$$

In the second expression, we have substituted $u = e^{i\psi}$ to reach a standard form of logarithmic integrals. By decomposing into partial fractions, one arrives at

$$k'_0(\phi) = \phi \operatorname{Re} \left[\ln(1 + e^{i\phi}) + \ln(1 - e^{i\phi}) \right] + \operatorname{Im} \left[\operatorname{Li}_2(e^{i\phi}) + \operatorname{Li}_2(-e^{i\phi}) \right]. \quad (\text{B.12})$$

We may integrate the above expression by noting that due to equation (B.1), we have

$$\partial_\phi \operatorname{Li}_n(e^{i\phi}) = i \operatorname{Li}_{n-1}(e^{i\phi}), \quad \text{where} \quad \operatorname{Li}_1(e^{i\phi}) = -\ln(1 - e^{i\phi}).$$

Enforcing the boundary condition $k_0(0) = 0$, we then reach

$$k_0(\phi) = -\phi \operatorname{Im} \left[\operatorname{Li}_2(e^{i\phi}) + \operatorname{Li}_2(-e^{i\phi}) \right] - 2 \operatorname{Re} \left[\operatorname{Li}_3(e^{i\phi}) + \operatorname{Li}_3(-e^{i\phi}) \right] + \frac{\zeta_3}{2}, \quad (\text{B.13})$$

such that we arrive at

$$K_0(\phi) = \frac{-1}{2^6 \pi^4 \sin^2 \phi} \left[2\phi \operatorname{Im} \left[\operatorname{Li}_2(e^{i\phi}) + \operatorname{Li}_2(-e^{i\phi}) \right] + 4 \operatorname{Re} \left[\operatorname{Li}_3(e^{i\phi}) + \operatorname{Li}_3(-e^{i\phi}) \right] - \zeta_3 \right]. \quad (\text{B.14})$$

The result agrees with the one given in ref. [17] after making use of functional identities for polylogarithms.

B.2 Cross Anomalous Dimension

Commutator Term.

The commutator term appearing in the cross anomalous dimension at the two-loop level involves the finite contributions to the diagrams F_1^1 and F_2^1 . We recall the expressions

$$F_2^1 = -g^2 \frac{\Gamma(1 - \epsilon)}{4\pi^2} (\pi\mu^2 L^2)^\epsilon \int_0^1 d\tau_1 d\tau_2 \frac{(\cos \phi - \cos \rho)}{(\tau_1^2 + \tau_2^2 + 2\tau_1 \tau_2 \cos \phi)^{1-\epsilon}} = \frac{g^2 \mu^{2\epsilon}}{\epsilon} \xi I(\phi),$$

and similarly

$$F_1^1 = \frac{g^2 \mu^{2\epsilon}}{\epsilon} \xi I(\pi - \phi).$$

In order to compute $I(\phi) = I_0(\phi) + \epsilon I_1(\phi) + \mathcal{O}(\epsilon^2)$, we substitute $\tau_1 = \kappa z$, $\tau_2 = \kappa \bar{z}$ as before. As we are interested in the finite part of the integral, taking $\kappa \in [0, 1]$ is not sufficient. Rather, we have $z \in [0, 1]$ and $\kappa \in [0, f(z)]$ with

$$f(z) = \begin{cases} 1/\bar{z} & \text{for } z \in [0, \frac{1}{2}] \\ 1/z & \text{for } z \in [\frac{1}{2}, 1]. \end{cases}$$

Then we have

$$\begin{aligned} I(\phi) &= -\frac{(\pi L^2)^\epsilon \epsilon \Gamma(1-\epsilon)}{4\pi^2} \int_0^1 dz \frac{1}{(z^2 + \bar{z}^2 + 2z\bar{z} \cos \phi)^{1-\epsilon}} \int_0^{f(z)} d\kappa \kappa^{-1+2\epsilon} \\ &= -\frac{1+\alpha\epsilon}{8\pi^2} \int_0^1 \frac{dz}{a(z)a(\bar{z})} - \frac{\epsilon}{8\pi^2} \int_0^1 dz \frac{\ln(a(z)a(\bar{z}))}{a(z)a(\bar{z})} + \frac{\epsilon}{2\pi^2} \int_0^{1/2} dz \frac{\ln(\bar{z})}{a(z)a(\bar{z})} + \mathcal{O}(\epsilon^2), \end{aligned}$$

where we abbreviated $a(z) := ze^{i\phi/2} + \bar{z}e^{-i\phi/2}$ and the precise value of the expansion coefficient α is irrelevant for us. The integrals appearing in $I_1(\phi)$ can be reduced to integrals of the form (B.2) by decomposing into partial fractions. Recalling also our result (4.5),

$$I_0(\phi) = -\frac{\phi}{8\pi^2 \sin \phi},$$

we obtain

$$\begin{aligned} I_1(\phi) &= \frac{-1}{4\pi^2 \sin \phi} \left[\phi \ln(2 \sin(\phi/2) \sin \phi) + \text{Im}(2 \text{Li}_2(e^{i\phi}) + 2 \text{Li}_2(\frac{1}{2}(1 - e^{i\phi})) + \text{Li}_2(-e^{i\phi})) + \frac{\alpha}{2} \phi \right] \\ &= -\frac{1}{4\pi^2 \sin \phi} \left[\phi \ln(2 \sin \phi) + \text{Im}(\text{Li}_2(e^{i\phi}) + 2 \text{Li}_2(-e^{i\phi})) + \frac{\alpha}{2} \phi \right]. \end{aligned} \quad (\text{B.15})$$

In the last step, we have made use of the identity

$$2 \text{Im}(\text{Li}_2(\frac{1}{2}(1 - e^{i\phi}))) + \phi \ln(\sin(\phi/2)) = \text{Im}(\text{Li}_2(-e^{i\phi}) - \text{Li}_2(e^{i\phi})),$$

which the reader should have no problem to verify by taking a ϕ -derivative. For the combination $C_0(\phi) = I_0(\phi)I_1(\pi - \phi) - I_0(\pi - \phi)I_1(\phi)$ appearing in the commutator term, we then find

$$C_0(\phi) = -\frac{1}{32\pi^4 \sin^2 \phi} \left[(\phi + \pi) \text{Im}(\text{Li}_2(e^{i\phi})) - (\phi - 2\pi) \text{Im}(\text{Li}_2(-e^{i\phi})) \right]. \quad (\text{B.16})$$

Two-gluon Exchange Web.

We calculate the difference between the kinematic factors F_7^2 and F_8^2 , which corresponds to the two-gluon exchange web. For F_7^2 , we have the expression

$$F_7^2 = \frac{g^4 \Gamma(1-\epsilon)^2}{16\pi^4} (\pi \mu^2 L^2)^{2\epsilon} \xi^2 \int_0^1 \frac{d^4 \tau \theta(\tau_2 - \tau_3)}{[(\tau_1^2 + \tau_2^2 - 2\tau_1\tau_2 \cos \phi)(\tau_3^2 + \tau_4^2 + 2\tau_3\tau_4 \cos \phi)]^{1-\epsilon}}. \quad (\text{B.17})$$

Similar to the one-loop case, we substitute

$$\tau_2 = \kappa z, \quad \tau_3 = x\kappa z, \quad \tau_1 = y\kappa \bar{z}, \quad \tau_4 = x\bar{y}\kappa \bar{z}.$$

For the coordinate ranges we note $x, y, z \in [0, 1]$. Since F_7^2 has a double pole and we are interested in the single pole term, we need to determine the upper boundary for κ , which is given by

$$f(x, y, z) = \kappa [\max\{\tau_1, \tau_2, \tau_3, \tau_4\}]^{-1}.$$

Let us however first discuss the integral, for which we find

$$F_7^2 = \frac{g^4 \Gamma(1-\epsilon)^2}{16\pi^4} (\pi\mu^2 L^2)^{2\epsilon} \xi^2 \int_0^1 dy dz \frac{z\bar{z}}{R(y, z)^{1-\epsilon}} \int_0^1 dx x^{-1+2\epsilon} \int_0^{f(x, y, z)} d\kappa \kappa^{-1+4\epsilon}.$$

where we abbreviated

$$R(y, z) = (z^2 + y^2 \bar{z}^2 - 2yz\bar{z} \cos \phi) (z^2 + \bar{y}^2 \bar{z}^2 + 2\bar{y}z\bar{z} \cos \phi).$$

We observe that the poles stem from the x and κ integrations. In determining the upper boundary for κ , we need to discriminate between different cases. In the case $\tau_4 > \tau_1$ for example, we have $x > y/\bar{y}$, such that the pole term of the x -Integration disappears. In this case, the upper boundary for κ is irrelevant for the single pole term and we may set it equal to 1. In this way, we find

$$f(x, y, z) \simeq \begin{cases} 1 & \text{if } x > y/\bar{y} \\ 1/z & \text{if } x < y/\bar{y}, y < z/\bar{z} \\ 1/(y\bar{z}) & \text{if } x < y/\bar{y}, y > z/\bar{z}. \end{cases} \quad (\text{B.18})$$

We can discuss the factor F_8^2 similarly. In the expression

$$F_8^2 = \frac{g^4 \Gamma(1-\epsilon)^2}{16\pi^4} (\pi\mu^2 L^2)^{2\epsilon} \xi^2 \int_0^1 \frac{d^4\tau \theta(\tau_3 - \tau_2)}{[(\tau_1^2 + \tau_2^2 - 2\tau_1\tau_2 \cos \phi) (\tau_3^2 + \tau_4^2 + 2\tau_3\tau_4 \cos \phi)]^{1-\epsilon}}, \quad (\text{B.19})$$

we substitute

$$\tau_2 = x\kappa z, \quad \tau_3 = \kappa z, \quad \tau_1 = xy\kappa\bar{z}, \quad \tau_4 = \bar{y}\kappa\bar{z}.$$

The upper boundary for κ is then found as $f(x, \bar{y}, z)$, such that we have

$$F_8^2 = \frac{g^4 \Gamma(1-\epsilon)^2}{16\pi^4} (\pi\mu^2 L^2)^{2\epsilon} \xi^2 \int_0^1 dy dz \frac{z\bar{z}}{R(\bar{y}, z)^{1-\epsilon}} \int_0^1 dx x^{-1+2\epsilon} \int_0^{f(x, \bar{y}, z)} d\kappa \kappa^{-1+4\epsilon} + \mathcal{O}(\epsilon^0).$$

We can then combine the two kinematic factors to find

$$F_7^2 - F_8^2 = \frac{g^4 \mu^{4\epsilon}}{\epsilon} \xi^2 (L_0(\phi) + \mathcal{O}(\epsilon)),$$

$$L_0(\phi) = \frac{\epsilon}{16\pi^4} \int_0^1 dx dy dz \int_1^{f(x, y, z)} d\kappa x^{-1+2\epsilon} \kappa^{-1+4\epsilon} \left(\frac{z\bar{z}}{R(y, z)^{1-\epsilon}} - \frac{z\bar{z}}{R(\bar{y}, z)^{1-\epsilon}} \right).$$

Here, we have already used that the integral vanishes due to the antisymmetry under $y \leftrightarrow \bar{y}$ when we restrict the integration domain of κ to the interval from 0 to 1. After plugging in the boundary values (B.18), we are left with

$$L_0(\phi) = \frac{1}{32\pi^4} \int_0^{1/2} dz \int_{z/\bar{z}}^1 dy \ln\left(y \frac{\bar{z}}{z}\right) \left(\frac{z\bar{z}}{R(\bar{y}, z)} - \frac{z\bar{z}}{R(y, z)} \right). \quad (\text{B.20})$$

Now, we substitute

$$r = \frac{\bar{z}}{z}, \quad x = y \frac{\bar{z}}{z},$$

which leaves us with

$$L_0(\phi) = \frac{1}{32\pi^4} \int_1^\infty dr \int_1^r \frac{dx}{(1+r)^4} \left(\frac{\ln(x)}{R\left(\frac{r-x}{r}, \frac{1}{1+r}\right)} - \frac{\ln(x)}{R\left(\frac{x}{r}, \frac{1}{1+r}\right)} \right) = \frac{1}{32\pi^4} (l_0(\pi - \phi) - l_0(\phi)). \quad (\text{B.21})$$

Here, we introduced the function $l_0(\phi)$, which is given by

$$\begin{aligned} l_0(\phi) &= \int_1^\infty dx \frac{\ln(x)}{(x - e^{i\phi})(x - e^{-i\phi})} \int_x^\infty dr \frac{1}{(r - x + e^{i\phi})(r - x + e^{-i\phi})} \\ &= \int_1^\infty dx \frac{\ln(x)}{(x - e^{i\phi})(x - e^{-i\phi})} \int_0^\infty dr \frac{1}{(r + e^{i\phi})(r + e^{-i\phi})} = \frac{\phi}{\sin^2 \phi} \text{Im}(\text{Li}_2(e^{i\phi})). \end{aligned}$$

We have thus found

$$L_0(\phi) = -\frac{1}{32\pi^4 \sin^2 \phi} \left[\phi \text{Im}(\text{Li}_2(e^{i\phi})) + (\pi - \phi) \text{Im}(\text{Li}_2(-e^{i\phi})) \right]. \quad (\text{B.22})$$

When comparing these results with similar calculations in the literature, one should note that the single diagrams typically depend on the infrared regulator that is being used.

References

- [1] T. Becher and M. Neubert, “*Infrared singularities of scattering amplitudes in perturbative QCD*”, Phys. Rev. Lett. 102, 162001 (2009), arxiv:0901.0722, [Erratum: Phys. Rev. Lett.111,no.19,199905(2013)]. • E. Gardi and L. Magnea, “*Factorization constraints for soft anomalous dimensions in QCD scattering amplitudes*”, JHEP 0903, 079 (2009), arxiv:0901.1091. • T. Becher and M. Neubert, “*On the Structure of Infrared Singularities of Gauge-Theory Amplitudes*”, JHEP 0906, 081 (2009), arxiv:0903.1126, [Erratum: JHEP11,024(2013)].
- [2] Ø. Almhelid, C. Duhr and E. Gardi, “*Three-loop corrections to the soft anomalous dimension in multileg scattering*”, Phys. Rev. Lett. 117, 172002 (2016), arxiv:1507.00047.
- [3] A. Mitov, G. F. Sterman and I. Sung, “*The Massive Soft Anomalous Dimension Matrix at Two Loops*”, Phys. Rev. D79, 094015 (2009), arxiv:0903.3241.
- [4] J. M. Maldacena, “*Wilson loops in large N field theories*”, Phys. Rev. Lett. 80, 4859 (1998), hep-th/9803002. • S.-J. Rey and J.-T. Yee, “*Macroscopic strings as heavy quarks in large N gauge theory and anti-de Sitter supergravity*”, Eur. Phys. J. C22, 379 (2001), hep-th/9803001.
- [5] N. Drukker, D. J. Gross and H. Ooguri, “*Wilson loops and minimal surfaces*”, Phys. Rev. D60, 125006 (1999), hep-th/9904191.
- [6] K. Zarembo, “*Supersymmetric Wilson loops*”, Nucl. Phys. B643, 157 (2002), hep-th/0205160.
- [7] N. Beisert et al., “*Review of AdS/CFT Integrability: An Overview*”, Lett. Math. Phys. 99, 3 (2012), arxiv:1012.3982.
- [8] V. Pestun et al., “*Localization techniques in quantum field theories*”, J. Phys. A50, 440301 (2017), arxiv:1608.02952. • K. Zarembo, “*Localization and AdS/CFT Correspondence*”, J. Phys. A50, 443011 (2017), arxiv:1608.02963.
- [9] H. Dorn and S. Wuttke, “*Hexagon Remainder Function in the Limit of Self-Crossing up to three Loops*”, JHEP 1204, 023 (2012), arxiv:1111.6815. • H. Dorn and S. Wuttke, “*Wilson loop remainder function for null polygons in the limit of self-crossing*”, JHEP 1105, 114 (2011), arxiv:1104.2469. • L. J. Dixon and I. Esterlis, “*All orders results for self-crossing Wilson loops mimicking double parton scattering*”, JHEP 1607, 116 (2016), arxiv:1602.02107, [Erratum: JHEP08,131(2016)].
- [10] L. F. Alday and J. M. Maldacena, “*Gluon scattering amplitudes at strong coupling*”, JHEP 0706, 064 (2007), arxiv:0705.0303. • A. Brandhuber, P. Heslop and G. Travaglini, “*MHV amplitudes in N=4 super Yang-Mills and Wilson loops*”, Nucl. Phys. B794, 231 (2008), arxiv:0707.1153. • J. M. Drummond, J. Henn, G. P. Korchemsky and E. Sokatchev, “*Hexagon Wilson loop = six-gluon MHV amplitude*”, Nucl. Phys. B815, 142 (2009), arxiv:0803.1466.
- [11] G. P. Korchemsky, “*On Near forward high-energy scattering in QCD*”, Phys. Lett. B325, 459 (1994), hep-ph/9311294.
- [12] I. A. Korchemskaya and G. P. Korchemsky, “*High-energy scattering in QCD and cross singularities of Wilson loops*”, Nucl. Phys. B437, 127 (1995), hep-ph/9409446.
- [13] R. A. Brandt, F. Neri and M.-a. Sato, “*Renormalization of Loop Functions for All Loops*”, Phys. Rev. D24, 879 (1981).
- [14] A. M. Polyakov, “*Gauge Fields as Rings of Glue*”, Nucl. Phys. B164, 171 (1980). • V. S. Dotsenko and S. N. Vergeles, “*Renormalizability of Phase Factors in the Nonabelian Gauge Theory*”, Nucl. Phys. B169, 527 (1980).
- [15] Yu. M. Makeenko and A. A. Migdal, “*Exact Equation for the Loop Average in Multicolor QCD*”, Phys. Lett. B88, 135 (1979), [Erratum: Phys. Lett.B89,437(1980)].
- [16] N. Drukker, S. Giombi, R. Ricci and D. Trancanelli, “*Supersymmetric Wilson loops on S**3*”, JHEP 0805, 017 (2008), arxiv:0711.3226.
- [17] N. Drukker and V. Forini, “*Generalized quark-antiquark potential at weak and strong coupling*”, JHEP 1106, 131 (2011), arxiv:1105.5144.

- [18] D. J. Gross and H. Ooguri, “Aspects of large N gauge theory dynamics as seen by string theory”, Phys. Rev. D58, 106002 (1998), [hep-th/9805129](#). • K. Zarembo, “Wilson loop correlator in the AdS / CFT correspondence”, Phys. Lett. B459, 527 (1999), [hep-th/9904149](#). • P. Olesen and K. Zarembo, “Phase transition in Wilson loop correlator from AdS / CFT correspondence”, [hep-th/0009210](#). • K. Zarembo, “String breaking from ladder diagrams in SYM theory”, JHEP 0103, 042 (2001), [hep-th/0103058](#).
- [19] M. Preti, D. Trancanelli and E. Vescovi, “Quark-antiquark potential in defect conformal field theory”, JHEP 1710, 079 (2017), [arxiv:1708.04884](#).
- [20] J. K. Erickson, G. W. Semenoff and K. Zarembo, “Wilson loops in $N=4$ supersymmetric Yang-Mills theory”, Nucl. Phys. B582, 155 (2000), [hep-th/0003055](#).
- [21] W. Siegel, “Supersymmetric Dimensional Regularization via Dimensional Reduction”, Phys. Lett. B84, 193 (1979).
- [22] G. P. Korchemsky and A. V. Radyushkin, “Renormalization of the Wilson Loops Beyond the Leading Order”, Nucl. Phys. B283, 342 (1987).
- [23] E. Gardi, E. Laenen, G. Stavenga and C. D. White, “Webs in multiparton scattering using the replica trick”, JHEP 1011, 155 (2010), [arxiv:1008.0098](#). • A. Mitov, G. Sterman and I. Sung, “Diagrammatic Exponentiation for Products of Wilson Lines”, Phys. Rev. D82, 096010 (2010), [arxiv:1008.0099](#).
- [24] C. D. White, “An Introduction to Webs”, J. Phys. G43, 033002 (2016), [arxiv:1507.02167](#).
- [25] Yu. Makeenko, P. Olesen and G. W. Semenoff, “Cusped SYM Wilson loop at two loops and beyond”, Nucl. Phys. B748, 170 (2006), [hep-th/0602100](#).
- [26] I. A. Korchemskaya and G. P. Korchemsky, “Evolution equation for gluon Regge trajectory”, Phys. Lett. B387, 346 (1996), [hep-ph/9607229](#).
- [27] N. Arkani-Hamed, J. L. Bourjaily, F. Cachazo, A. B. Goncharov, A. Postnikov and J. Trnka, “Scattering Amplitudes and the Positive Grassmannian”, Cambridge University Press (2012). • A. E. Lipstein and L. Mason, “From the holomorphic Wilson loop to ‘d log’ loop-integrands for super-Yang-Mills amplitudes”, JHEP 1305, 106 (2013), [arxiv:1212.6228](#).
- [28] D. Correa, J. Henn, J. Maldacena and A. Sever, “The cusp anomalous dimension at three loops and beyond”, JHEP 1205, 098 (2012), [arxiv:1203.1019](#). • J. M. Henn and T. Huber, “The four-loop cusp anomalous dimension in $\mathcal{N} = 4$ super Yang-Mills and analytic integration techniques for Wilson line integrals”, JHEP 1309, 147 (2013), [arxiv:1304.6418](#).
- [29] D. Correa, J. Henn, J. Maldacena and A. Sever, “An exact formula for the radiation of a moving quark in $N=4$ super Yang Mills”, JHEP 1206, 048 (2012), [arxiv:1202.4455](#).
- [30] N. Drukker, “Integrable Wilson loops”, JHEP 1310, 135 (2013), [arxiv:1203.1617](#). • D. Correa, J. Maldacena and A. Sever, “The quark anti-quark potential and the cusp anomalous dimension from a TBA equation”, JHEP 1208, 134 (2012), [arxiv:1203.1913](#).
- [31] N. Gromov and F. Levkovich-Maslyuk, “Quantum Spectral Curve for a cusped Wilson line in $\mathcal{N} = 4$ SYM”, JHEP 1604, 134 (2016), [arxiv:1510.02098](#). • N. Gromov and F. Levkovich-Maslyuk, “Quark-anti-quark potential in $\mathcal{N} = 4$ SYM”, JHEP 1612, 122 (2016), [arxiv:1601.05679](#). • A. Cavaglià, N. Gromov and F. Levkovich-Maslyuk, “Quantum Spectral Curve and Structure Constants in $N=4$ SYM: Cusps in the Ladder Limit”, [arxiv:1802.04237](#).
- [32] A. I. Davydychev, “Recursive algorithm of evaluating vertex type Feynman integrals”, J. Phys. A25, 5587 (1992).