

Primordial Black Holes from α -attractors

Ioannis Dalianis^a, Alex Kehagias^a and George Tringas^{a,b}

^a *Physics Division, National Technical University of Athens
15780 Zografou Campus, Athens, Greece*

^b *Physikalisches Institut der Universität Bonn,
Nussallee 12, 53115 Bonn, Germany*

ABSTRACT

We consider primordial black hole (PBH) production in inflationary α -attractors. We discuss two classes of models, namely models with a minimal polynomial superpotential as well as modulated chaotic ones that admit PBHs. We find that a significant amplification of the curvature power spectrum $\mathcal{P}_{\mathcal{R}}$ can be realized in this class of models with a moderate tuning of the potential parameters. We consistently examine the PBH formation during radiation and additionally during reheating eras where the background pressure is negligible. It is shown that basic features of the curvature power spectrum are explicitly related with the postinflationary cosmic evolution and that the PBH mass and abundance expressions are accordingly modified. PBHs in the mass range $10^{-16} - 10^{-14} M_{\odot}$ can form with a cosmologically relevant abundance for a power spectrum peak $\mathcal{P}_{\mathcal{R}} \sim 10^{-2}$ and large reheating temperature and, furthermore, for a moderate peak $\mathcal{P}_{\mathcal{R}} \sim 10^{-5}$ and reheating temperature $T_{\text{rh}} \sim 10^7$ GeV, characteristic of the position of the power spectrum peak. Regarding the CMB observables, the α -attractor models utilized here to generate PBH in the low-mass region predict in general a smaller n_s and larger r and α_s parameter values compared to the conventional inflationary α -attractor models.

dalianis@mail.ntua.gr
kehagias@central.ntua.gr
tringas@uni-bonn.de

Contents

1	Introduction	2
2	Superconformal Attractors	5
2.1	Conditions for inflection points in superconformal attractors	7
3	Specific Models	8
3.1	Model <i>I</i> : Polynomial Superpotentials	8
3.2	Model <i>II</i> : Modulated Chaotic Inflation Potentials	10
4	The Power Spectrum of the Curvature Perturbation	12
4.1	The computation of the curvature power spectrum	14
4.2	Remarks on the amplification of the power spectrum	14
5	Primordial Black Hole production	15
5.1	PBH production during radiation dominated era	16
5.2	PBH production during matter dominated era	18
6	PBH formation during radiation, reheating and modulus dominated eras in superconformal attractors	21
6.1	The reheating stage	22
6.2	Modulus domination	23
7	Observational signatures and constraints for PBH from superconformal attractors	25
7.1	CMB observables and the postinflationary evolution	26
7.2	The PBH mass range	27
7.2.1	Observational bounds on the abundance and the mass of the PBH	29
8	Conclusions	31

1 Introduction

The recent detection of gravitation waves due to the merging of two massive ($\sim 30M_\odot$) black holes [1], has revived the idea that the dark matter in the universe, or some fraction of it, is composed of Primordial Black Holes (PBHs) [2–12]. PBHs are distinguished from stellar black holes since they are not remnants of the gravitational collapse of massive stars. Instead, they are formed by the collapse of primordial density perturbations which are of order unity upon horizon entry [13–15]. Therefore, the mass of such PBHs is not limited by the usual mass bound ($\gtrsim 3M_\odot$) of astrophysical black holes but can attain much smaller masses and they can be as light as $10^{-18}M_\odot$, but not lighter in order the evaporation rate in the late universe to be suppressed.

If PBHs are created in the early universe it is natural to contemplate upon the exciting possibility that they comprise the elusive dark matter of the universe [9]. Contrary to the stellar black holes, the PBHs evade the bounds on the baryonic matter abundance from the big bang nucleosynthesis. An appealing and minimal assumption is to attribute the creation of PBHs to the inflationary phase itself. Indeed, recent studies indicate that large primordial density perturbations that lead to the PBH production can be triggered by the inflaton field stochastic fluctuations. This hypothesis can be realized in single-field inflationary models [16–25], in double inflation, see e.g. [27–30], as well as through some spectator field [31–34]. More interesting it is the fact that such a spectator field can be accommodated in the Standard Model and it can be identified with the Higgs field [35,36]. PBHs are found to be formed with a relic abundance possibly large enough to account for a significant fraction of the bulk dark matter in the universe.

In order for a model of inflation to seed the PBH formation, a mechanism is needed for the enhancement of the power spectrum of the curvature perturbation at small scales. The power spectrum has to be normalized at the CMB scales by the amplitude of the temperature anisotropies, $\mathcal{P}_{\mathcal{R}} \sim 10^{-9}$, and increased about seven orders of magnitude at much smaller scales, $\mathcal{P}_{\mathcal{R}} \sim 10^{-2}$, relevant to the PBH formation in a thermal radiation background. This striking change of the curvature power spectrum with respect to the scale inevitably has to be attributed to some peculiar feature of the inflationary potential. The power spectrum, according to the standard approximate analytic estimation, has a dependence $\mathcal{P}_{\mathcal{R}} \sim H^2/\epsilon_1$, where ϵ_1 is the first Hubble flow function and H the Hubble parameter. At first sight, an enhancement in $\mathcal{P}_{\mathcal{R}}$ could be achieved if the ϵ_1 decreases substantially during the inflationary evolution. For $\epsilon_1 \ll 1$ we have for the first slow-roll parameter ϵ_V of the inflaton potential $\epsilon_V \simeq \epsilon_1$, which implies that at some field value before the end of inflation the derivative of the potential nearly vanishes, $V' \simeq 0$. However, it is not obvious at all that the ϵ_1 and the other Hubble flow functions, ϵ_2 and ϵ_3 , are also small in that field region since the acceleration of the inflaton becomes important and the slow-roll approximation breaks down. The inflaton may overshoot the stationary point without any enhancement in the power spectrum. A local plateau is necessary which implies that V'' has also to vanish. The general picture drawn from the attempts so far converge to a potential that features an inflection point about a local plateau [19]. The inflaton field slowly rolls down the potential in the region that corresponds to the CMB scales, afterwards accelerates and substantially decelerates in the region of the inflection point and, finally, slow-rolls again until the end of inflation. In between the initial and the final slow-roll phase there is a stage known as ultra slow-roll (USR) phase [37]. It is during this stage that the power spectrum of the curvature power spectrum gets amplified and the PBH formation becomes possible.

The violation of the slow-roll phase means that the power spectrum has to be computed numerically. The approximate analytic expression $\mathcal{P}_{\mathcal{R}} \sim H^2/\epsilon_1$, gives wrong results because there is a $\mathcal{O}(1)$ change in Hubble flow functions. The exact Mukhanov-Sasaki equation has to be solved. The exact solution, obtained numerically, reveals that in the regions of field space where the Hubble flow functions get larger than one the expression $\mathcal{P}_{\mathcal{R}} \sim H^2/\epsilon_1$ underestimates several orders of magnitude the actual $\mathcal{P}_{\mathcal{R}}$ value. A careful look indicates that the power spectrum peak is generated when the Hubble flow functions change rapidly. On the other hand, the H^2/ϵ_1 value becomes maximum when the velocity of the inflaton minimizes. After that point, the slow-roll regime takes over and the analytic value for the power spectrum approximates well the numerical value. The difference in the amplitude between the numerical and the H^2/ϵ_1 peak is found to be hundreds or even thousands times large and it depends on the way the Hubble flow functions change.

Although the production of dark matter in the form of PBHs is rather appealing, its explicit implementation in inflationary models seems to be particularly delicate as it demands a considerable amount of fine tuning of the parameters of the potential. Indeed, an inflection point, $V'' = 0$, together with a local plateau, $V' \approx 0$, appear only if the terms in the potential are carefully balanced. Nevertheless, it is notable that such a behavior can be implemented by several inflationary models. After the first suggestion of an inflection point potential constructed by a ratio of polynomials [19], a number of scenarios have been proposed in the literature. Critical Higgs inflation [20], simple polynomials or potentials with a radiative plateau a la Coleman-Weinberg where the inflaton is non-minimally coupled to the Ricci scalar [21, 22], fibre inflation [24] and axion models [25] inspired by string theory, supergravity [26] are examples of single field inflationary models that can accommodate the PBH formation.

During the USR phase the inflaton velocity promptly decreases and one should check whether the quantum jumps influence the inflaton trajectory and the relic density of the PBH. This issue has been examined in [38] where it was found that the quantum diffusion has a significant impact on the PBH mass fraction making the classical standard predictions not trustable, unless extreme values for the density contrast threshold δ_c are adopted. In Ref. [39] it has been argued that diffusion could induce an enhancement of the power spectrum. Apart from

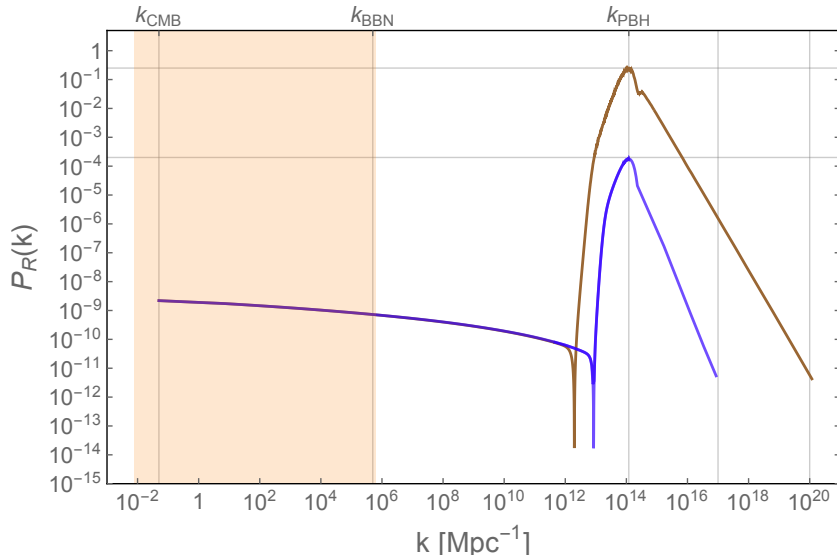


Figure 1: Two typical power spectra produced by our models (Model I_2 family) for PBH formation with $\Omega_{\text{PBH}}/\Omega_{\text{DM}} \sim 0.1$ during radiation domination (upper curve) and matter domination (lower curve). The shaded area indicates the scales k^{-1} that reenter horizon during the cosmic period confirmed to be radiation dominated.

the diffusion issue, the amplitude of the peak can produce non-gaussianities [40] that lead to additional interesting constraints to the parameter space for the PBH production mechanism.

The amplitude of the power spectrum can be reduced if we depart from the simple assumption of a continuous radiation dominated era right after inflation. During a pressureless matter dominated era a sizable fraction of the total energy can collapse to PBH for $\mathcal{P}_{\mathcal{R}} \sim 10^{-4}$ or even $\mathcal{P}_{\mathcal{R}} \sim 10^{-5}$. A critical epoch is the transition of the universe from the supercooled inflaton dominated phase to hot thermalized plasma with temperature, T_{rh} , which may not be instantaneous. The only existing bound on the reheating duration is that $T_{\text{rh}} > \mathcal{O}(1)$ MeV, in order to proceed BBN, and a prolonged non-thermal phase may take place in the early universe. In addition it is natural to assume that the early universe energy density is dominated for some period by late decaying scalar fields, which are natural in the context of supersymmetric and stringy scenarios. The radiation dominated (RD) era is actually observationally established to occur from the BBN epoch until the equality epoch. At that cosmic epochs the horizon scale was respectively $k_{\text{eq}}^{-1} = (3.6 \times 10^{-2})^{-1}$ Mpc and $k_{\text{BBN}}^{-1} \sim 10^{-5}$ Mpc. Scales $k > k_{\text{BBN}}$ may enter during a radiation dominated era or during an era where the equation of state deviates from $1/3$.

In this paper, along the lines of the aforementioned works, we investigate the generation of PBH in the context of the supergravity and superconformal theory considering in addition that the PBH may form during reheating or modulus dominated eras. We consider the general class of α -attractor models which have the advantage to flatten the scalar potential for large values of the field. We identify the models in this class that exhibit an inflection point, in small field values where the potential cannot be flattened, and examine their parameter space for PBH production. We find that a broad set of choices of functions exists that can implement the double rôle of the inflaton, to generate the CMB anisotropies and the PBH formation. The power spectrum gets enhanced after about $N = 38$ e-folds of observable inflation and there, at small field values, the general predictions for the spectral index n_s of the simple a -attractors do not apply. The particular shape of the potential together with the multiple observational constraints require particularly tuned parameters but these parameters should be seen as moduli of a string theory compactification, and not necessarily as shortcomings of these scenarios. Our models predict PBH in the low mass window since the corresponding scales that collapse to PBH reenter the horizon not long after inflation, see Figure 1. At that energy scales the reheating phase or a late decaying scalar fields can affect the PBH formation and

we consistently investigate the PBH formation rate taking into account aspherical or angular momentum effects. In addition, the models that we discuss and analyze predict distinctive values both for the CMB observables and for the PBH mass and abundance that can be tested by near future observational programs. We mention that our analysis is general and applies to any inflationary model with a spike in its power spectrum.

The paper is organized as follows: In section 2 we review supergravity inflationary potentials in the α -attractor setup. In section 3 we work out particular cases of supersymmetric α -attractors. In section 4 we present the computation of the power spectrum of the curvature perturbation. In section 5 we give the expressions for the PBH mass and the abundance for three different cosmic eras, radiation domination, reheating and modulus condensate domination. In section 6 we analyze the scenarios for the PBH formation in superconformal attractor models, and in section 7 we present our results and discuss the observational implications. Finally we conclude in section 8.

2 Superconformal Attractors

We will consider here a superconformal model of $\mathcal{N} = 1$ supergravity coupled to chiral multiplets X^I , ($I = 0, \dots, n$), where X^0 is the “reference” superfield (conformon) in the general context of supersymmetric α -attractor models [41–48]. The key feature of such models was firstly introduced in the context of general inflation potentials in supergravity [49]. The superconformal action is [50]

$$\mathcal{L} = [N(X, \bar{X})]_D + [\mathcal{W}(X)]_F. \quad (1)$$

Here $N(X, \bar{X})$ is a generic real function with Weyl weight 2, which includes the conformon superfield, $\mathcal{W}(X)$ is the superpotential with Weyl weight 3, and the subscripts D and F denote F and D-terms as usual. The theory has extra symmetries and in particular, Weyl symmetry, special conformal symmetry, special supersymmetry and a $U(1)$ R-symmetry. Poincaré supergravity is obtained after gauge fixing these symmetries. A first approach and ingredients of this construction can be found in the early paper [51].

The F-term potential for the scalars originates from the auxiliary fields of the chiral multiplets and reads

$$V = G^{I\bar{J}} \mathcal{W}_I \bar{\mathcal{W}}_{\bar{J}}, \quad (2)$$

where $G^{I\bar{J}}$ is the inverse of the Kähler metric $G_{I\bar{J}} = \partial_I \partial_{\bar{J}} N$ and $\mathcal{W}_I = \partial_I \mathcal{W}$. The bosonic part of the Lagrangian (1) turns out to be

$$e^{-1} \mathcal{L} = -\frac{1}{6} N(X, \bar{X}) R - G_{I\bar{J}} \mathcal{D}^\mu X^I \mathcal{D}_\mu \bar{X}^{\bar{J}} - G^{I\bar{J}} \mathcal{W}_I \bar{\mathcal{W}}_{\bar{J}}, \quad (3)$$

where $\mathcal{D}_\mu X^I = \partial_\mu X^I - i A_\mu X^I$ and $A_\mu = i(N_{\bar{I}} \partial_\mu \bar{X}^{\bar{I}} - N_I \partial_\mu X^I) / 2N$. This is the Kähler connection of the Poincaré supergravity after gauge fixing. Here we will consider the “minimal” case of two chiral superfields $X^1 = \Phi$ and $X^2 = S$ in addition to the compensator X^0 , see also Ref. [52] where a formulation with one chiral superfield was suggested. The superfield Φ contains the inflaton whereas S is the goldstino multiplet. This is a large universality class of models and we will consider the subclass described by superconformal models where the embedding Kähler potential exhibits an $SU(1, 1)$ symmetry in the complex $X^0 - X^1$ field space. In particular, we will consider the stabilizing along the inflationary trajectories embedding Kähler potential

$$N(X, \bar{X}) = -|X^0|^2 \left(1 - \frac{|X^1|^2 + |S|^2}{|X^0|^2} + 3\zeta \frac{(S\bar{S})^2}{|X^0|^2 (|X^0|^2 - |X^1|^2)} \right)^\alpha, \quad (4)$$

where α is a numerical constant. Apparently, (4) is invariant under $SU(1,1)$ transformations of X^0, X^1 . This can be implemented in superconformal attractor theory by considering the superpotential

$$W = S f\left(\frac{X^1}{X^0}\right) (X^0)^2 \left(1 - \frac{(X^1)^2}{(X^0)^2}\right)^{\frac{3\alpha-1}{2}}. \quad (5)$$

Clearly, this choice of the superpotential breaks partially $SU(1,1)$ to just $SO(1,1)$ for a constant function $f(X^1/X^0)$ and $\alpha = 1$, and completely if f is not constant, or $\alpha \neq 1$. To recover Poincaré supergravity a gauge fixing that fixes the local conformal and local $U(1)$ symmetry should be imposed. Here we use the standard D-gauge in which the compensator is fixed at $X^0 = \bar{X}^0 = \sqrt{3}$. In this case, standard Poincaré supergravity is recovered with Kähler potential $K = -3\log(-N/3)$. In particular, we find that in this gauge the Kähler potential and the superpotential are given by

$$K = -3\alpha \log\left(1 - \frac{|\Phi|^2 + |S|^2}{3} + \frac{\zeta |S|^4}{3 - |\Phi|^2}\right), \quad (6)$$

and

$$\mathcal{W} = S f\left(\Phi/\sqrt{3}\right) \left(3 - \Phi^2\right)^{\frac{3\alpha-1}{2}}, \quad (7)$$

respectively. Along the trajectory $S = Im\Phi = 0$, the effective Lagrangian for the field $\phi = Re\Phi$ turns out to be

$$e^{-1}\mathcal{L} = \frac{1}{2}R - \frac{\alpha}{\left(1 - \frac{\phi^2}{3}\right)^2} \left(\partial_\mu\phi\right)^2 - f^2\left(\phi/\sqrt{3}\right). \quad (8)$$

Defining

$$\phi = \sqrt{3} \tanh \frac{\varphi}{\sqrt{6\alpha}}, \quad (9)$$

we may write (8) as

$$e^{-1}\mathcal{L} = \frac{1}{2}R - \frac{1}{2} \left(\partial_\mu\varphi\right)^2 - f^2\left(\tanh \frac{\varphi}{\sqrt{6\alpha}}\right). \quad (10)$$

Note that the Kähler metric on the $S = 0$ scalar submanifold corresponds to a $\Sigma = SU(1,1)/U(1)$ coset symmetric space of constant curvature $R_\Sigma = -2/3\alpha$ and therefore, one may recognize α as the square of the “radius” of Σ [46, 53, 54].

The inflationary trajectory $S = Im\Phi = 0$ is always stable for appropriate ζ . Alternatively, one may assume that the goldstino superfield is nilpotent $S^2 = 0$ in which case the stability condition of the inflationary trajectory becomes milder.

In this class of models inflation occurs for large fields $\varphi \gg 0$ (or $\phi \approx \sqrt{3}$). In this case, we can approximate the potential as

$$V = f_1^2 - 4f_1 f_1' e^{-\sqrt{\frac{2}{3\alpha}}\varphi} + \mathcal{O}\left(e^{-2\sqrt{\frac{2}{3\alpha}}\varphi}\right), \quad (11)$$

where

$$f_1 = f|_{\varphi \rightarrow \infty}, \quad f_1' = \partial_\varphi f|_{\varphi \rightarrow \infty}. \quad (12)$$

Similar expansion of the potential in Eq. (11) appeared recently in [24]. It is straightforward to verify that for the potential (11) the spectral index n_s and the scalar-to-tensor ratio r are given to leading order in the number of e-folds N by [46, 53]

$$1 - n_s = \frac{2}{N}, \quad r = \frac{12\alpha}{N^2}. \quad (13)$$

In other words, in the universality class of superconformal models, inflation gives the correct CMB anisotropies and normalization if $f(1) \approx 10^{-5} M_{\text{Pl}}^2$. For $\alpha = 1$ and $f(\phi) \sim c_1 \phi$ we get a monoparametric α -attractor model that is equivalent to the Starobinsky model [55]. Here we investigate polyparametric models that generate an inflection point in the window of small field values where extra e-folds take place. The small fields values are far from the asymptotically flat regions of α -attractors and there a significant deviation from the relation (13) is expected. In the following sections we will show that the relation (13) is still valid in our α -attractors models but for $N < N_{0.05}$. In particular it is $N \sim 38$ characteristic of the PBH mass, where N are the elapsed e-folds and $N_{0.05}$ the total number of e-folds of the observable inflation.

2.1 Conditions for inflection points in superconformal attractors

Having ensured the correct power spectrum for the density perturbations, we are going to determine the necessary conditions the superpotential function $f(X)$ should satisfy for PBH production. The potential of the scalar Lagrangian (8) is

$$V(\varphi) = f^2(\tanh \varphi / \sqrt{6\alpha}), \quad (14)$$

. The conditions the potential should satisfy are:

1. A global minimum at $\varphi = \varphi_0$ where the potential vanishes

$$V(\varphi_0) = 0. \quad (15)$$

This is the point where the inflaton will settle down without giving rise to a cosmological constant.

2. An inflection point $\varphi = \varphi_{\text{infl}}$ satisfying

$$V'(\varphi_{\text{infl}}) \approx 0, \quad V''(\varphi_{\text{infl}}) = 0, \quad (16)$$

where the inflaton slows down and generates large amplification in the power spectrum. Both points have to lie into a specific interval before the potential becomes asymptotically flat.

The above conditions can also be written as conditions for the function f as

$$\begin{aligned} f|_{\varphi_0} &= 0, \\ \partial_\varphi f|_{\varphi_{\text{infl}}} &\approx 0, \\ \partial_\varphi^2 f|_{\varphi_{\text{infl}}} &= 0. \end{aligned} \quad (17)$$

However, the function f is asymptotically constant for $\varphi \gg 0$ thus the global minimum and the inflection point have to lie into a specific interval before the potential becomes asymptotically flat. The interval where the potential is deformed (not stretched) depends mildly on the choice of the arbitrary function. Therefore, a more proper way to define the interval where the extrema appear should be addressed.

Since the function f appearing in the superpotential depends on Φ , it is more convenient to express the conditions (17) in terms of $\phi = \text{Re}\Phi|_{\theta=\bar{\theta}=0}$, which are then written

$$f|_{\phi_0} = 0, \quad \partial_\phi f|_{\phi_{\text{infl}}} \approx 0, \quad \partial_\phi^2 f|_{\phi_{\text{infl}}} = 0. \quad (18)$$

Note that ϕ has not canonical kinetic term as can be seen from Eq.(10). In this case, positivity of the kinetic term of ϕ requires that $|\phi| < \sqrt{3}$. The first condition signifies that the largest root ϕ_0 of f will be the point where the inflaton will settle down if inflation occurs for ϕ close to $\sqrt{3}$.

So the conclusion here is that the superpotential function $f(\Phi)$ should have roots and an inflection point with no root after the latter. The two following conditions address again the inflection point of $V(\phi/\sqrt{3})$.

3 Specific Models

The main feature of the cosmological attractor mechanism is that for an arbitrary potential function chosen, it is compatible with the CMB constraints [56, 57] due to the flat potential for $\varphi \gg 1$. Here we will employ a family of functions which shares the characteristics introduced in (2.1) to make the attractors a candidate for generating PBHs.

3.1 Model I: Polynomial Superpotentials

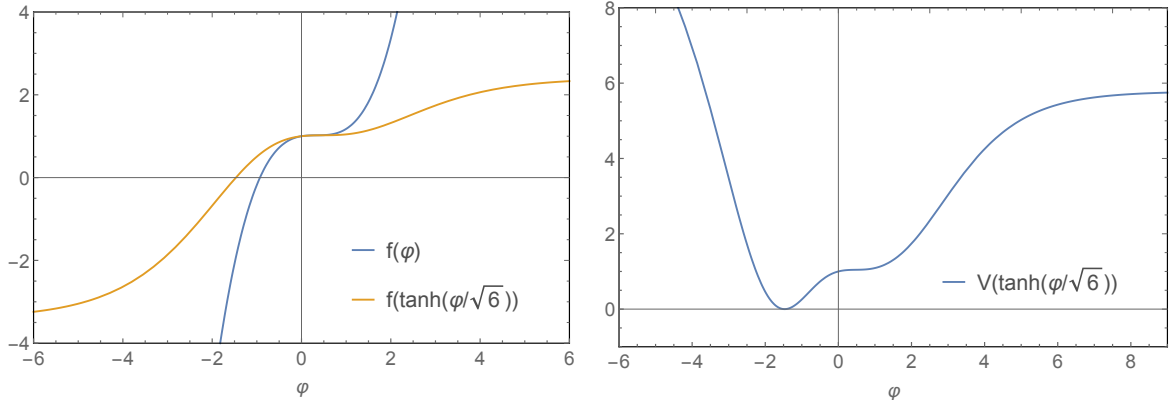


Figure 2: *Left panel:* The function $f(\phi)$ given by Eq. (19) before and after the boost $\phi = \sqrt{3} \tanh(\varphi/\sqrt{6})$ with parameters $c_0 = 1, c_2 = -c_3 = -1/2, \xi = 0.01$. *Right panel:* The attractor potential $V = f^2$.

In general, an n -th degree polynomial has $n - 2$ inflection points. Hence, the simplest polynomial with one inflection point is the cubic

$$f(\phi) = c_0 + c_1\phi + c_2\phi^2 + c_3\phi^3, \quad (19)$$

where c_i are constant parameters. There is always an inflection point at

$$\phi_{\text{IP}} = -\frac{c_2}{3c_3} \quad (20)$$

where the derivative of $f(\phi)$ is

$$f'(\phi_{\text{IP}}) = c_1 - \frac{c_2^2}{3c_3}. \quad (21)$$

In order the function $f(\phi)$ to have a single root, it should be strictly monotonic, which happens for

$$c_2^2 \geq 3c_1c_3. \quad (22)$$

In addition, the derivative of $f(\phi)$ at the inflection point should be small, that is

$$c_2^2 \approx 3c_1c_3, \quad (23)$$

and therefore, we may write

$$c_1 = \frac{c_2^2}{3c_3} + \xi, \quad \xi \ll 1. \quad (24)$$

In the following figures, we plot for illustrations the function $f(\phi)$ and $V = f(\phi)^2$ for a boost $\phi = \sqrt{3} \tanh(\varphi/\sqrt{6})$. It is clear that the inflection point in f is transferred to the potential V , which exhibits a plateau for large values of φ . In addition, for a given value a_3 , the parameter a_2 controls the relative height of the plateau, whereas δ controls the slope at the inflection point.

The potential so constructed has therefore the following characteristics:

1. For large values of φ slow-roll inflation is a good approximation due to the stretched plateau compatible with CMB observations.
2. The inflaton field can slow down due to the second plateau to generate PBHs, which for the above chosen parameters of the potential is around the point $\varphi \approx 0.4$.
3. It provides a vacuum for reheating at $\varphi \approx -1$ with zero cosmological constant.

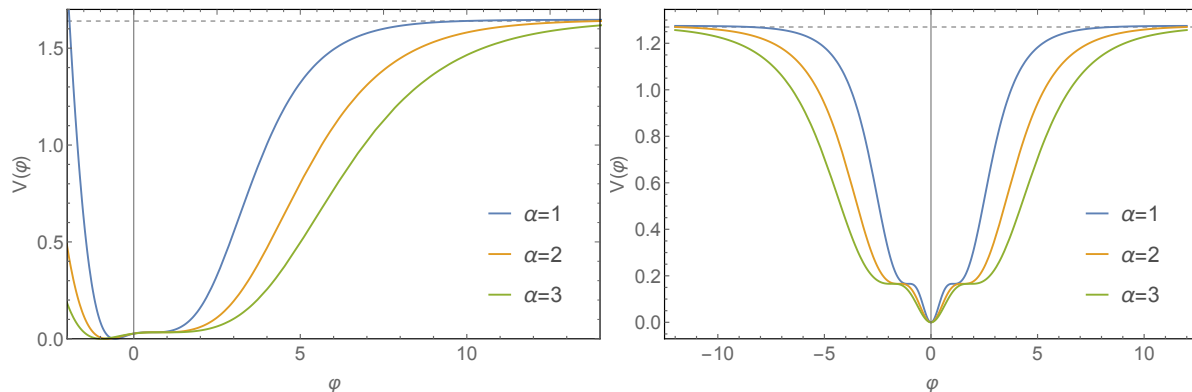


Figure 3: The inflationary potentials with inflection point for the Model I_α (polynomial) and the Model II (chaotic modulated), on the *left* and *right* panel respectively. The potential parameters are given in Tables 1 and 2. The different curves correspond to different α values. The orange and green curve depict the change in the potential shape when the value of the α parameter is allowed to vary.

Based on the above consideration, the supergravity action is determined by the superpotential

$$W = S \left((X^0)^2 - (X^1)^2 \right) \left(c_0 + c_1 \left(\frac{X^1}{X^0} \right) + c_2 \left(\frac{X^1}{X^0} \right)^2 + c_3 \left(\frac{X^1}{X^0} \right)^3 \right), \quad (25)$$

and we call the corresponding models I_α depending on the α parameter. After gauge fixing the local conformal symmetry in the D-gauge $X^0 = \bar{X}^0 = \sqrt{3}M_{\text{Pl}}$ and stabilizing the goldstino superfield S at $S = 0$, the inflationary trajectory is determined by the canonically normalized inflaton potential

$$V = |f(\varphi)|^2 = V_0 \left\{ c_0 + c_1 \tanh \left(\frac{\varphi}{\sqrt{6\alpha}} \right) + c_2 \tanh^2 \left(\frac{\varphi}{\sqrt{6\alpha}} \right) + c_3 \tanh^3 \left(\frac{\varphi}{\sqrt{6\alpha}} \right) \right\}^2. \quad (26)$$

This is the potential of the Model I .

For fixed V_0 the CMB normalization at the pivot scale $k_{\text{cmb}} = 0.05 \text{ Mpc}^{-1}$ gives a constraint for the parameters c_i . Further constraints are obtained by the number of e-folds and the mass window where the PBHs form. For the Model I , three set of values for the parameters that can realize the PBH formation are listed in Table 1. The potential for the Model I_1 , where the index 1 stands for $\alpha = 1$, is depicted with the blue curve in the Figure 3. One can see that the potential possesses the required characteristics: an asymptotically flat plateau for large φ values, a second flat plateau about the inflection point that decelerates the inflaton and a global minimum where reheating takes place. This potential produces a strong amplification of the curvature power spectrum and thus a significant PBH abundance, see Figure 10. The PBH production will be discussed in detail in the following sections.

α	c_3	c_2	c_1	c_0	φ_*	V_0	$N_{0.05}$
1	2.20313	-1.426	0.3	0.16401	7.0328	2.1×10^{-10}	55.4

Table 1: A set of values for the parameters of the Model I . The φ_* is the value of the inflaton field when the scale $k_{\text{cmb}} = 0.05 \text{ Mpc}^{-1}$ exits the horizon $N_{0,05}$ e-folds before the end of inflation. The V_0 is an overall constant written in Planck units and fixed by the CMB normalization.

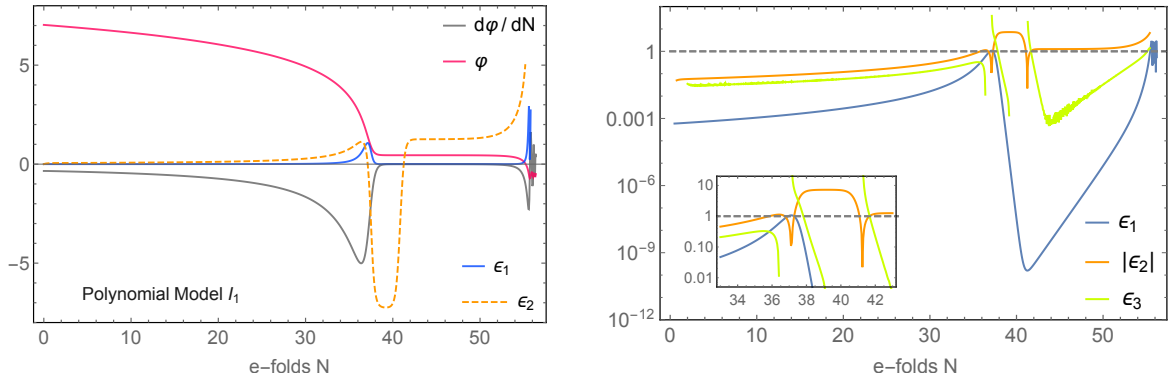


Figure 4: *Left panel:* It is shown the evolution of the inflaton field, the inflaton velocity, and the Hubble flow parameters ϵ_1 and ϵ_2 with respect to the number of e-folds N for the polynomial superpotential Model I_1 . The inflaton field value and velocity (magnified 10^6 times) are depicted in Planck units. *Right panel:* The ϵ_1 , ϵ_2 and ϵ_3 against the number of e-folds N . In the magnified plot one can see that the ϵ_1 parameter is violated and becomes slightly larger than one.

The amplification of the power spectrum for the curvature perturbation can be understood by examining the inflaton dynamics. Initially, the inflaton finds itself in the asymptotically flat plateau and slowly rolls down the slope. In that region the Hubble flow parameters, defined in Eq. (34), are $\epsilon_1, \epsilon_2, \epsilon_3 \ll 1$ until the gradient of the potential starts to increase. Before the inflaton reaches the second plateau the kinetic energy becomes maximum the $|\epsilon_2|, |\epsilon_3|$ become larger than one and for a moment the first Hubble flow parameters is $\epsilon_1 > 1$. For the Model I_1 this happens about 36 e-folds after the k_{cmb}^{-1} scale exited the horizon, see Eq. (39) for the definition of the number of e-folds. When the inflaton reaches the second plateau the acceleration becomes comparable to the gradient of the potential. There the slow-roll approximation is not valid. The equation of motion in this region becomes [37, 59–62]

$$\ddot{\phi} + 3H\dot{\phi} = -V' \simeq 0, \quad (27)$$

and this phase is known as ultra slow-roll (USR) phase. It is during that phase that at least $\mathcal{O}(1)$ changes in the slow-roll parameters happen and the power spectrum amplitude gets amplified [63]. The inflaton escapes the USR phase when it reaches the local maximum with the minimum velocity at $N \approx 41$ e-folds and, afterwards, inflation continues till the end for about 16 more e-folds. The aforementioned evolution of the inflaton field is depicted in Figure 4.

3.2 Model II : Modulated Chaotic Inflation Potentials

It has been demonstrated in the previous section that polynomial functions with an almost critical inflection point and single root maintains these characteristics after the boost $\phi \rightarrow \sqrt{3} \tanh(\varphi/\sqrt{6\alpha})$. In addition, appropriate adjustment of the parameters can successfully produce a large peak in the scalar power spectrum at specific PBHs mass window.

Beside the obvious polynomial functions which possess this behavior, sinusoidal functions appear periodical inflection points and roots. In this section we study a class of models with potentials inspired from the natural modulated potentials [64] and the axion monodromy models [65–69].

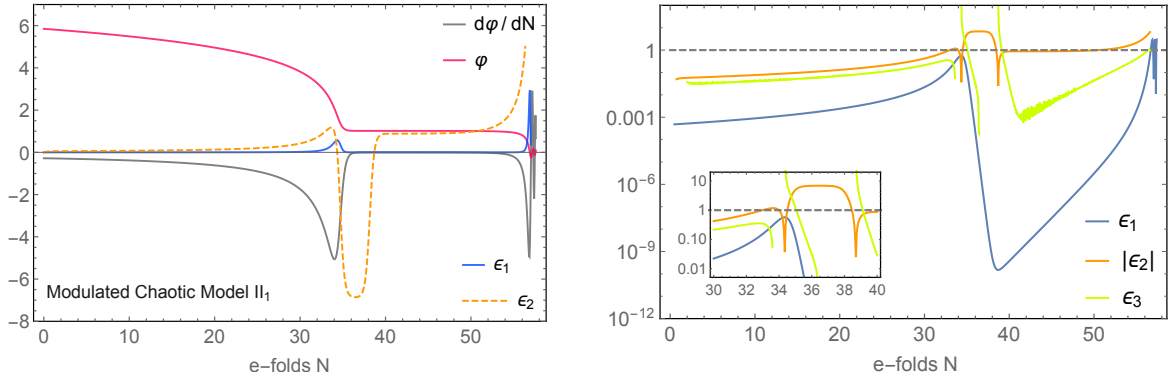


Figure 5: *Left panel:* As in Figure 4, the evolution of the inflaton field, the inflaton velocity, and the Hubble flow parameters ϵ_1 and ϵ_2 with respect to the number of e-folds N for the chaotic modulated Model *II*. The inflaton field value and velocity (magnified 10^6 times) are depicted in Planck units. *Right panel:* The ϵ_1 , ϵ_2 and ϵ_3 parameters against the e-folds N . In the magnified plot one sees that the ϵ_1 parameter, contrary to the polynomial model, remains less than one.

We will study here the particular case of a modulated chaotic superpotential [64] of the form (5) where f is given in the D-gauge by ($X^1 = \Phi$)

$$f(\Phi/\sqrt{3}) = g(\Phi/\sqrt{3}) + A\lambda \sin \frac{\Phi}{\sqrt{3}f_\phi}, \quad (28)$$

where A, f_ϕ, λ are numerical constants. In others words, the superpotential depends on a generic function $g(\Phi)$ with a sinusoidal modulation. We will work out the simple case of $\alpha = 1$ (other values of α can be analyzed similarly) and a linear function $g(\Phi) = \lambda\Phi$ so that after stabilizing the imaginary part of the complex Φ , its real part ϕ will specify $f(\phi)$ to be

$$f(\phi) = \lambda \left(\phi + A \sin \frac{\phi}{f_\phi} \right). \quad (29)$$

Hence, the potential for the canonical normalized field φ turns out to be

$$V(\varphi) = V_0 \left[\tanh(\varphi/\sqrt{6}) + A \sin \left(\tanh(\varphi/\sqrt{6})/f_\phi \right) \right]^2, \quad V_0 = \lambda^2. \quad (30)$$

This is the potential of the model that we call Model *II*. The position and the amplitude of the power spectrum peak depends critically on the values of the parameters V_0 , A and f_ϕ . The parameters A and f_ϕ determine the plateau about the inflection point as well as the energy scale. The parameter λ is fixed by the CMB scalar power spectrum as usual. The values that we assign to the parameters of the Model *II* are listed in the Table 2.

α	A	f_ϕ	φ_*	V_0	$N_{0.05}$
1	0.130383	0.129576	5.85	2×10^{-10}	56.2

Table 2: A set of values for the parameters of the Model *II*₁

For those parameters the inflaton potential has the form illustrated in Figure 3. The dynamics along the inflaton trajectory are very similar to the those described for the polynomial Model *I*. However, we note that here the first Hubble flow parameter remains less than one, see Figure 5.

Let us also comment that the potentials of our models, at large field values, share similar features with the potentials of Ref. [24]. However, the potentials and aspects of the phenomenology differ since the models correspond to different microscopic configurations and described by distinct Kähler and superpotentials.

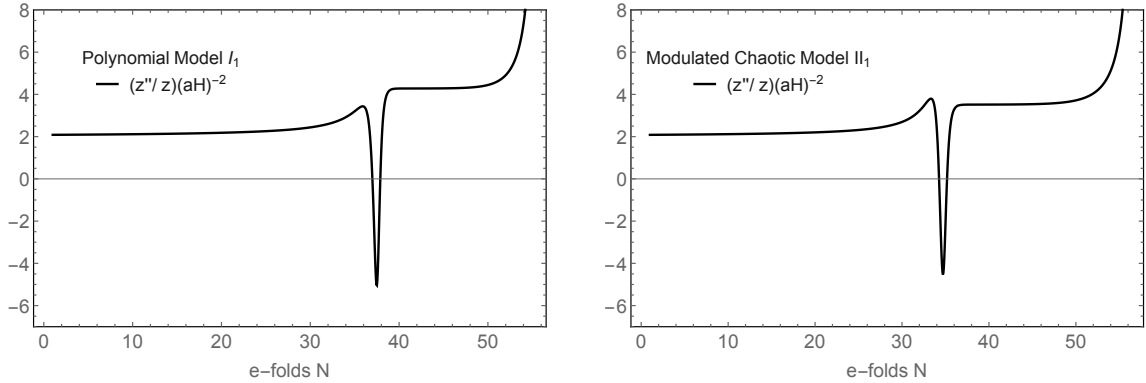


Figure 6: The spike in the $(z''/z)(aH)^{-2}$ evolution caused by the USR phase, for the Models I_1 (left panel) and II_1 (right panel).

4 The Power Spectrum of the Curvature Perturbation

Fluctuations of the scalar field ϕ in a homogeneous background induce scalar perturbations in the metric. A gauge invariant quantity is the comoving curvature perturbation \mathcal{R} , and in the comoving gauge we have $\delta\phi = 0$ and $g_{ij} = a^2[(1 - 2\mathcal{R})\delta_{ij} + h_{ij}]$. The variance in the fluctuations are measured by the power spectrum $\mathcal{P}_{\mathcal{R}}(k)$. In the framework of the inflationary universe the fluctuations naturally emerge from quantum zero-point fluctuations [70, 71]. Expanding the inflaton-gravity action to second order in \mathcal{R} one obtains

$$S_{(2)} = \frac{1}{2} \int d^4x \sqrt{-g} a^3 \frac{\dot{\phi}^2}{H^2} \left[\dot{\mathcal{R}}^2 - \frac{(\partial_i \mathcal{R})^2}{a^2} \right]. \quad (31)$$

After the variable redefinition $v = z\mathcal{R}$ where $z^2 = a^2 \dot{\phi}^2 / H^2 = 2a^2 \epsilon_1$ and switching to conformal time τ (defined by $d\tau = dt/a$), the action is recast into

$$S_{(2)} = \frac{1}{2} \int d\tau d^3x \left[(v')^2 - (\partial_i v)^2 + \frac{z''}{z} v^2 \right]. \quad (32)$$

The evolution of the Fourier modes v_k of $v(x)$ are described by the Mukhanov-Sasaki equation

$$v_k'' + \left(k^2 - \frac{z''}{z} \right) v_k = 0, \quad (33)$$

where z''/z is expressed in terms of the Hubble flow functions

$$\epsilon_1 \equiv -\frac{\dot{H}}{H^2}, \quad \epsilon_2 \equiv -\frac{\dot{\epsilon}_1}{H\epsilon_1}, \quad \epsilon_3 \equiv -\frac{\dot{\epsilon}_2}{H\epsilon_2}, \quad (34)$$

as

$$\frac{z''}{z} = (aH)^2 \left[2 - \epsilon_1 + \frac{3}{2}\epsilon_2 - \frac{1}{2}\epsilon_1\epsilon_2 + \frac{1}{4}\epsilon_2^2 + \frac{1}{2}\epsilon_2\epsilon_3 \right]. \quad (35)$$

What is critical for our calculations is the super-Hubble evolution of the curvature perturbation, that is for $k^2 \ll z''/z$. In the large-scale limit the solution of Eq. (33) is a linear combination of z and $z \int d\tau/z^2$ and since $\mathcal{R} = v_k/z$ one finds

$$\mathcal{R} = C_1 + C_2 \int \frac{dt}{a^3 \epsilon_1}, \quad (36)$$

where C_1 and C_2 are integration constants. In the conventional single-field inflationary scenarios based on the slow-roll analysis the second term corresponds to a decaying mode and \mathcal{R} soon becomes a constant after the Hubble exit. The power on a given scale of \mathcal{R} is obtained

once the solution v_k of the Mukhanov-Sasaki equation is known and estimated at a time well after it exits the horizon and its value freezes out,

$$\mathcal{P}_{\mathcal{R}} = \frac{k^3}{2\pi^2} \frac{|v_k|^2}{z^2} \Big|_{k \ll aH}. \quad (37)$$

The initial conditions for the modes v_k are set by the Bunch-Davies vacuum. Deep inside the Hubble horizon, $k \gg aH$, the evolution of the z''/z is unimportant because $k^2 \gg z''/z$. There, all modes have time independent frequencies and the Eq. (33) reads $v_k'' + k^2 v_k = 0$ that gives the Minkowski initial condition $v_k = \frac{1}{\sqrt{2k}} e^{-ik\tau}$ for the Mukhanov-Sasaki equation. In de Sitter space the Eq. (33) is simplified, since it is $z''/z = 2/\tau^2$, and one can solve it explicitly. In such a case the power spectrum for \mathcal{R} in scales larger than the Hubble radius is found to be

$$\mathcal{P}_{\mathcal{R}} = \frac{H^2}{8\pi^2 \epsilon_1}. \quad (38)$$

The above analytic result is valid beyond the slow-roll approximation, in the sense that it is derived without neglecting the acceleration and the kinetic energy of the inflaton, and is a very good approximation as long as the Hubble flow slow-roll parameters are much less than one during the inflationary phase. If this is not the case the numeric solution of the exact Mukhanov-Sasaki equation has to be pursued.

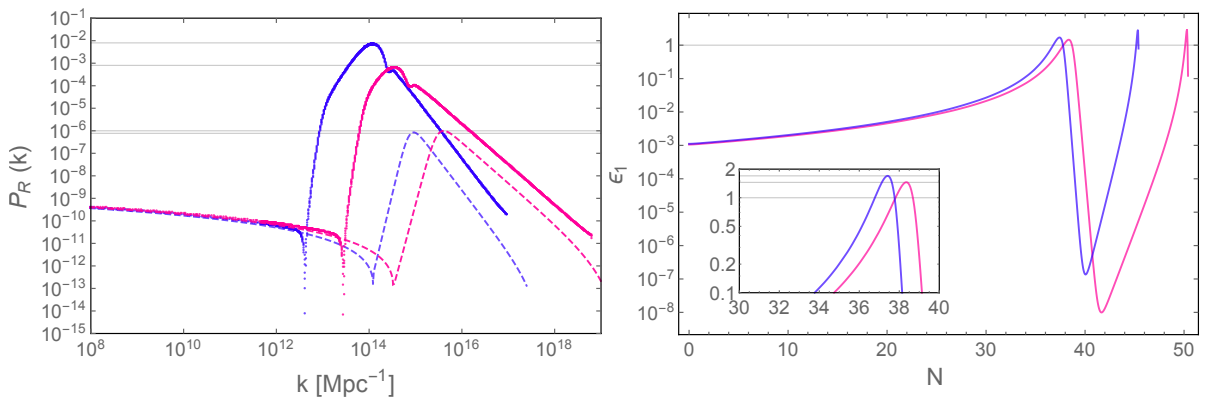


Figure 7: *Left panel:* The large enhancement of the power spectrum that comes with the violation of the first slow-roll parameter ϵ_1 , shown in the *right panel*. Although the ϵ_1 parameter becomes 13 times smaller for the model depicted in red than the model depicted in blue, hence the analytic PS (dashed lines) is larger, surprisingly enough the actual PS (dense dotted lines) enhancement is 10 times greater for the model in blue. We attribute this enhancement to the fact that the violation of the ϵ_1 parameter is stronger for the model in blue. The models of this figure belong to the Model I_2 family with parameters $(c_0, c_1, c_2, c_3, V_0) = (0.0438, 0.3041, -1.405, 2.09824, 5.5 \times 10^{-10})$ and $(0.0439, 0.272, -1.41711, 2.29189, 4.4 \times 10^{-10})$ depicted in red and blue respectively.

Indeed, during the USR phase there is an $\mathcal{O}(1)$ change in ϵ_1 and it is $\epsilon_2 \sim -6$, hence the slow-roll approximation breaks down. The evolution of $(z''/z)(aH)^{-2}$ with respect to the number of e-folds for inflationary models that feature a USR phase is depicted in Figure 6. We see that the $(z''/z)(aH)^{-2}$ instantaneously vanishes and hence the solution (36), obtained for $k^2 \ll z''/z$, is not valid for the inflationary models that feature an inflection point plateau. The ϵ_1 decreases rapidly during the USR due to the decrease of the $\dot{\phi}$, and the second term in Eq. (36) is not a decaying mode. In Ref. [60], after examining particular solutions of the equation of motion for the inflaton field with constant-roll, i.e. for $\kappa_c \equiv V'/H\dot{\phi}$ constant, it has been shown that for $-3/2 < \kappa_c < 0$ the second solution of Eq. (36) corresponds to a growing mode. This is because the ϵ_1 decays as $a^{-2(3+\kappa_c)}$ which is faster than a^{-3} for $\kappa_c > -3/2$, thus the $\mathcal{R} \simeq \int dt/(a^3 \epsilon_1)$ grows and a super-Hubble evolution of the curvature perturbation takes place. In our scenarios it is $\kappa_c \simeq 0$ in the region about the inflection point and there the curvature

perturbation grows fast. Only after the ϵ_1 stops decreasing the conventional solution $\mathcal{R} \simeq C_1$ becomes valid again, that is, once the USR phase is over, the conservation of the curvature perturbation at super-Hubble scales is recovered.

4.1 The computation of the curvature power spectrum

We define the *elapsed* number of e-folds

$$N \equiv \ln \frac{a}{a_{\text{cmb}}} = \ln a, \quad (39)$$

where we set $a_{\text{cmb}} = 1$ at the moment that the CMB scale $k_{\text{cmb}} = 0.05 \text{ Mpc}^{-1}$ exited the Hubble horizon. This should not be confused with the usual definition where the e-folds number is given by the logarithm $\ln(a_{\text{end}}/a)$. We also denote $N_{0.05}$ the total the number of e-folds till the end of inflation, i.e. $N_{0.05} = \ln a_{\text{end}}$. The computation of the solutions to the Mukhanov-Sasaki equation requires a systematic numerical approach, that we outline below.

- We calculate the evolution of the coupled inflaton-metric system at the background level.
- We solve numerically the Mukhanov-Sasaki equation and find the evolution of the real and the imaginary part of the solution v_k . A numerical iteration is carried out for more than 2500 modes k that range from $k_{\text{cmb}} = 0.05 \text{ Mpc}^{-1}$ to $k_{\text{end}} = k_{\text{cmb}}(H_{\text{end}}/H_{\text{cmb}}) e^{N_{0.05}}$. We apply the Bunch-Davies initial conditions for each mode five e-folds before it crosses the Hubble horizon.
- We calculate the power spectrum of each v_k well after the scale exits the Hubble horizon and its value freezes out. The region around the peak, which is the region of interest, is shaped by 2000 points. The points produced numerically construct the $\mathcal{P}_{\mathcal{R}}(k)$ that allows the estimation of the variance $\sigma^2(M_k)$ of the density perturbations and in turn the fraction of the mass that collapses to form PBHs.

The scalar power spectrum is normalized at the CMB scale $k_{\text{cmb}} = 0.05$, where the amplitude A_s of $\mathcal{P}_{\mathcal{R}}$ is measured to be $\ln(10^{10}A_s) = 3.089$ [56, 57].

Special attention should be paid to the case where the slow parameter ϵ_1 becomes larger than one. The inflaton exits the first slow-roll phase with large velocity and, before it enters the USR regime, the inflationary expansion may break for a moment. For the models I_α , values of $\epsilon_1 \sim 1.5$ are found for an interval about less than one e-fold. Although the duration is short it may lead to a miscalculation of the spectrum at that scale, for the relevant k modes cross the horizon three times: they exit, reenter and finally exit again. When such a case is encountered we subtract from the calculation of the power spectrum, $\mathcal{P}_{\mathcal{R}}(k)$, the points that correspond to solutions of the Mukhanov-Sasaki equation for modes that enter the Hubble horizon, that is in the interval where $\epsilon_1 > 1$, and keep the final contribution to $\mathcal{P}_{\mathcal{R}}(k)$ for the same modes during the $\epsilon_1 < 1$ stage.

4.2 Remarks on the amplification of the power spectrum

In the initial slow-roll regime the power spectrum is very well approximated by Eq.(37) until the moment that the Hubble flow functions start to grow considerably. In the region about the inflection point the ϵ_1 , ϵ_2 and ϵ_3 are rapidly changing and a peak at the curvature power spectrum is produced. The effective frequency squared $\omega_k^2 \equiv k^2 - z''/z$ of the Mukhanov-Sasaki equation is accordingly changing, see Figure 6, and the strong increase in the $\mathcal{P}_{\mathcal{R}}$ can be qualitatively understood as a momentarily violation of the adiabaticity condition. It is known from the WKB theory that if the frequency ω_k is varying slowly with time, then the solutions to the equation (33) do not grow and approximate well the solutions one would obtain assuming that ω_k is constant. On the other hand, if the ω_k is changing rapidly, then the WKB analysis breaks down. This behavior is quantified by the dimensionless ratio $r_k \equiv \dot{\omega}_k/\omega_k^2$ which gives the often-called adiabaticity condition. For $|r_k| \ll 1$ we have the adiabatic regime, while

for $|r_k| \gg 1$ adiabaticity is violated and a significant amplification of the power spectrum is expected. This happens for modes that exit the Hubble radius before the non-attractor phase. After horizon exit it is $|r_k| \ll 1$ and the $|r_k|$ is decreasing as $(aH)^{-1}$ until the moment the inflaton reaches the inflection point region. There, the z''/z instantaneously vanishes, it becomes negative and, in less than about one e-fold, positive again. The instantaneous divergence of r_k suggests that a resonance-like change in the $\mathcal{P}_{\mathcal{R}}$ takes place.

An interesting remark is that the inflationary phase is momentarily violated for the polynomial superpotential models, see Figure 4. The violation is found to be stronger for $\alpha > 1$ values. Large α values increase the potential energy difference between the CMB and the inflection point plateau. In the intermediate region the kinetic energy of the inflaton is large enough to interrupt for a moment the accelerating expansion. It is observed that the stronger the violation of the slow-roll phase is the more the power spectrum amplitude is amplified with respect to the approximate $H^2/(2\pi^2\epsilon_1)$ value. The amplification is found to be of order 10^3 , see the Figure 7. Hence, large $\mathcal{P}_{\mathcal{R}}$ values can be also achieved for not too small ϵ_1 or, equivalently, for not too small $\dot{\phi}$ values.

5 Primordial Black Hole production

In this section we discuss the basic formalism for the PBH formation relevant to the models investigated in this work. Here, PBH are black holes which are thought to form in the early universe before the big-bang nucleosynthesis epoch due to large density fluctuations caused by an inflaton that features an inflection point plateau. Large perturbations of scale k^{-1} create overdense regions that collapse to form black holes with mass M_k after the horizon reentry. Notably, the PBH formation process depends critically on the background pressure. In the following subsections we discuss the PBH formation during radiation (RD) and matter domination (MD) eras separately.

For a scale k^{-1} , which exits the Hubble horizon ΔN_k e-folds before the end of inflation there is the relation

$$\Delta N_k = \ln \left(\frac{k_{\text{end}}}{k} \right) - \ln \left(\frac{H_{\text{end}}}{H_k} \right). \quad (40)$$

Let us assume that $H_{\text{end}} \simeq H_k$ which is a very good approximation for scales k^{-1} that exit the Hubble horizon during or after the USR inflationary phase, so the second term in Eq. (40) can be neglected. In our study, the energy density contained in the horizon of scale k^{-1} may collapse and form a black hole. In order to estimate the probability of such an event it is crucial to specify the epoch of horizon reentry. After the end of inflation the Hubble horizon, H^{-1} , grows faster than the background expansion and the scales gradually reenter the horizon. The rate that the H^{-1} increases depends on the background energy density and for barotropic parameter $w = p/\rho$, it is $H^{-1} \propto a^{\frac{3}{2}(1+w)}$. At the same time the physical scale ak^{-1} grows as $a(t)$ and reenters the horizon when

$$\left(\frac{a_{k,\text{re}}}{a_{\text{end}}} \right)^{\frac{1}{2}(1+3w)} = e^{\Delta N_k}, \quad (41)$$

where $a_{k,\text{re}}$ is the scale factor at horizon reentry. It is useful to define¹ $\tilde{N}_k \equiv \ln(a_{\text{re},k}/a_{\text{end}})$, the e-folds that take place after the end of inflation until reentry, hence

$$\tilde{N}_k = \frac{2}{(1+3w)} \Delta N_k, \quad (42)$$

where $w > -1/3$. After inflation, there is a transitional era between the supercool inflationary phase and the thermalized radiation dominated phase, required for the BBN, that is known

¹Throughout the text the e-folds that take place during postinflationary expansion are denoted with a tilde, \tilde{N} , to make a clear distinction with the e-folds that take place during inflation.

as reheating. The reheating stage can be short or prolonged, depending on the inflaton decay rate, Γ_{inf} . In general, it is characterized by an equation of state that is close to zero, $w = w_{\text{rh}} \simeq 0$, i.e. the inflaton condensate gravitates as pressureless matter. Reheating ends at a_{rh} with the complete inflaton decay and the energy density stored in the inflaton oscillations transforming into radiation with temperature T_{rh} . The duration of the reheating phase $\tilde{N}_{\text{rh}} \equiv \ln(a_{\text{rh}}/a_{\text{end}}) = [3(1 + w_{\text{rh}})]^{-1} \ln(\rho_{\text{end}}/\rho_{\text{rh}})$ determines whether the scale k^{-1} reenters the horizon during reheating or radiation domination and, in turn, this determines the PBH formation process. If it is

$$\begin{aligned} \tilde{N}_{\text{rh}} < \tilde{N}_k &\implies k^{-1} \text{ reenters after reheating} \\ \tilde{N}_{\text{rh}} > \tilde{N}_k &\implies k^{-1} \text{ reenters during reheating.} \end{aligned} \quad (43)$$

For $\tilde{N}_{\text{rh}} > \tilde{N}_k$ part of the inflaton condensate energy density collapses and forms black holes. On the other hand, for $\tilde{N}_{\text{rh}} < \tilde{N}_k$, the PBH likely form during a radiation era and it is the thermal plasma that collapses. But this might not be the case. In supersymmetric and stringy scenarios the universe is well possible to enter an era that the energy density is dominated by moduli fields, that we collectively label X . Such a phase is often required due to constraints on the LSP abundance [87] or other stable hidden sector particles which might supplement the dark matter relic density. Thus, it is possible that $\tilde{N}_{\text{rh}} < \tilde{N}_k$ but the k^{-1} scale enters during a cosmic era where the background pressure is almost zero.

The characteristic scale is that of the power spectrum peak, k_{peak}^{-1} , and in our scenarios we find that

$$5 \lesssim \Delta N_{\text{peak}} \lesssim 20, \quad (44)$$

see Figure 9. If the inflaton condensate decays promptly, it is $w = 1/3$ and the scale k_{peak}^{-1} enters the horizon after $5 \lesssim \tilde{N}_{\text{peak}} \lesssim 20$ e-folds, whereas if prolonged matter domination era follows inflation, it is $w = 0$ and $10 \lesssim \tilde{N}_{\text{peak}} \lesssim 40$. In our inflationary context, where $\rho_{\text{end}} > 10^{-14} M_{\text{Pl}}^4$, it is possible a cosmic MD era to last more than 40 e-folds after inflation. Hence these values for the \tilde{N}_{peak} are in accordance with the requirement of a radiation dominated universe at the BBN epoch.

We note that the (43) condition can be written in terms of the temperature as well. If T_k is the temperature of PBH formation then the hierarchy between T_k and T_{rh} determines the PBH formation process. In the following subsection we examine the $T_{\text{rh}} > T_k$ scenario, where $T_{\text{rh}} = (\pi^2 g_*(T_{\text{rh}})/90)^{-1/4} (\Gamma_{\text{inf}} M_{\text{Pl}})^{1/2}$ is the temperature of the radiation due to the inflaton decay, and later the $T_{\text{rh}} < T_k$ scenario.

5.1 PBH production during radiation dominated era

Let us assume that $T_{\text{rh}} > T_k$, hence PBH form during a radiation dominated era. The theory for the PBH formation that we follow is based on the traditional Press-Schechter formalism [72]. Large perturbations of scale k^{-1} create overdense regions that gravitationally dominate over the radiation pressure and collapse to form black holes with mass M_k after the horizon reentry. We assume that curvature perturbations are described by Gaussian statistics in order to estimate the PBH formation probability and connect the collapse threshold to the power spectrum. For spherically symmetric regions the PBH form with rate β ,

$$\beta_{\text{RD}}(M_k) = \int_{\delta_c}^{\infty} d\delta \frac{1}{\sqrt{2\pi\sigma^2(k)}} e^{-\frac{\delta^2}{2\sigma^2(k)}} \simeq \frac{1}{2} \text{erfc}\left(\frac{\delta_c}{\sqrt{2}\sigma(k)}\right) \simeq \frac{1}{\sqrt{2\pi}} \frac{\sigma(k)}{\delta_c} e^{-\frac{\delta_c^2}{2\sigma^2(k)}}. \quad (45)$$

The parameter δ_c is the threshold density perturbation and $\text{erfc}(x)$ is the complementary error function. For $\delta > \delta_c$ density perturbations overcome internal pressure and collapse. The integration in Eq. (45) takes place for $\delta_c < \delta < \delta_{\text{max}}$ and for $(\delta_{\text{max}} - \delta_c)/\sigma \gg 1$ the right part of (45) is a good approximation. The PBH abundance is particularly sensitive to the threshold δ_c due to the exponential dependence. A characteristic value for δ_c is $1/3$ [4] for black hole

formation during the radiation dominated era, that is the equation of state parameter value. However, different values for δ_c are cited in the literature, see e.g. [73–77], and its actual value seems to be rather uncertain. It has been recently suggested that the morphology of the power spectrum plays also a rôle [78]. The δ_c is a key quantity for the calculation of the PBH abundance because of the exponential sensitivity of the $\beta_{\text{RD}}(M_k)$ on δ_c . For example, it has been shown that the PBH abundance can increase during the QCD phase transition due to the softening of the equation of state [79]. In the comoving gauge Ref. [77] finds that

$$\delta_c = \frac{3(1+w)}{5+3w} \sin^2 \frac{\pi \sqrt{w}}{1+3w}. \quad (46)$$

For $w = 1/3$ it is $\delta_c = 0.41$. In this work we adopt different δ_c values and demonstrate how our results are modified by this choice. Also, in the comoving gauge the curvature perturbation \mathcal{R} is related to the density perturbation δ , assuming a nearly scale-invariant curvature power spectrum for a few e-folds around horizon crossing as

$$\delta(k, t) = \frac{2(1+w)}{5+3w} \left(\frac{k}{aH} \right)^2 \mathcal{R}(k, t). \quad (47)$$

Hence, the relation between curvature perturbation and density threshold for a radiation dominated universe is $\delta_c = 4/9 \mathcal{R}_c$ at the moment the perturbations reenter the horizon. The variance of the density perturbations $\sigma(k)$ smoothed on a scale k for radiation domination is given by [80]

$$\sigma^2(k) = \left(\frac{4}{9} \right)^2 \int \frac{dq}{q} W^2(qk^{-1}) (qk^{-1})^4 \mathcal{P}_{\mathcal{R}}(q), \quad (48)$$

where $\mathcal{P}_{\mathcal{R}}(q)$ is the power spectrum of the curvature perturbations calculated numerically. $W(z)$ represents the Fourier transformed function of the Gaussian window, $W(z) = e^{-z^2/2}$. In order to estimate the mass spectrum of the PBHs the horizon scale at the time of reentry of the perturbation mode k has to be related to the mass of PBH formed. During the radiation era the wavenumber scales like $k \propto g_*^{1/2} g_s^{-2/3} S^{2/3} a^{-1}$ and the Hubble horizon as $H \propto g_*^{1/2} g_s^{-2/3} S^{2/3} a^{-2}$ where S denotes the entropy, and g_* , g_s count the total number of the effectively massless degrees of freedom for the energy and entropy densities respectively. The horizon mass $M_H = 4\pi\rho H^{-3}/3$ scales like $\propto H^{-1}$. Hence, assuming conservation of the entropy between the reentry moment and the epoch of radiation-matter equality, which is a good approximation unless significant entropy production takes place in between, the relation between the PBH mass M_k and the comoving wavenumber k is given by

$$\begin{aligned} M_k \equiv M(k) &= \gamma \rho \frac{4\pi H_k^{-3}}{3} \Big|_{k=aH} \simeq \frac{\gamma M_{\text{eq}}}{\sqrt{2}} \left(\frac{g_{\text{eq}}}{g(T_k)} \right)^{\frac{1}{6}} \left(\frac{k}{k_{\text{eq}}} \right)^{-2} \\ &\simeq 2.4 \times 10^{-16} M_{\odot} \left(\frac{\gamma}{0.2} \right) \left(\frac{g(T_k)}{106.75} \right)^{-\frac{1}{6}} \left(\frac{k}{10^{14} \text{ Mpc}^{-1}} \right)^{-2}. \end{aligned} \quad (49)$$

The factor γ gives the fraction of the horizon mass M_H that collapses to form PBHs. Its value depends on the details of the gravitational collapse and an analytical estimation [4] gives $\gamma = 0.2$. However, the γ value varies in the literature and the choice of it alters the mass window that PBHs are produced. In Eq. (49) we assumed that the degrees of freedom g_* , g_s are approximately equal and labeled g . For the estimation of PBH mass we have considered the number of degrees of freedom at the temperature of the PBH formation T_k in the radiation epoch to be $g_*(T_k) = 106.75$, assuming that particles are those of the Standard Model. Here, since we consider that the supersymmetric α -attractors realize the inflationary phase, supersymmetric degrees of freedom may participate in the thermal equilibrium. In case the MSSM is thermalized then it is $g_*(T_k) = 228.75$. At radiation-matter equality the comoving wavenumber is $k_{\text{eq}} = 0.07 \Omega_{\text{m}} h^2 \text{ Mpc}^{-1}$ and M_{eq} denotes the corresponding horizon mass.

The mass of each PBH formed is given by the Eq. (49). The other critical quantity is the PBH abundance. In order to estimate the PBH abundance we take into account that PBHs behave as non-relativistic matter, hence ρ_{PBH}/ρ grows inversely proportional to the temperature of the thermal plasma until the radiation-matter equality. We define f_{PBH} the present ratio of the PBH abundance with mass M_k over the total dark matter (DM) abundance

$$f_{\text{PBH}}(M_k) \equiv \frac{\Omega_{\text{PBH}}(M_k)}{\Omega_{\text{DM}}} \simeq \frac{\Omega_{\text{m}}}{\Omega_{\text{DM}}} \frac{\rho_{\text{PBH}}(M_k)}{\rho_{\text{rad}}} \Bigg|_{\text{eq}}. \quad (50)$$

In the above expression we introduced the total matter relic density parameter Ω_{m} and took into account that $\Omega_{\text{m}} = \Omega_{\text{rad}}$ at equality epoch. Hence, given that at the moment of horizon reentry of the perturbation mode k , the energy density that collapses to PBH is $\gamma\beta(M_k)\rho$, along with the fact that it redshifts slower than radiation, one finds that at the equality epoch it is $f_{\text{PBH}}(M_k) = \gamma\beta_{\text{RD}}(M_k)(T_k/T_{\text{eq}})(\Omega_{\text{m}}/\Omega_{\text{DM}})$. Assuming entropy conservation, thus the temperature scales like $T \propto g_s^{-1/3}a^{-1}$, that $H^2 \propto g_*T^4$ and $M_k \propto \gamma H^{-1}$ we get

$$f_{\text{PBH}}(M_k) = 2^{-3/4} \frac{\Omega_{\text{m}}h^2}{\Omega_{\text{DM}}h^2} \gamma^{3/2} \beta_{\text{RD}}(M_k) \left(\frac{g_{\text{eq}}}{g(T_k)} \right)^{1/4} \left(\frac{M_k}{M_{\text{eq}}} \right)^{-1/2}. \quad (51)$$

In the above expression we utilized the formula for the PBH mass M_k , Eq. (49), formed at the moment that $T = T_k$. We took again the effective degrees of freedom g_* and g_s approximately equal and labeled g . The factor $2^{-3/4}$ comes from the fact that at equality epoch the energy density is equally partitioned between matter and radiation. We also ignored as negligible mass accretion and evaporation effects. Plugging in numbers the above expression is recast into a more informative form,

$$f_{\text{PBH}}(M_k) = \left(\frac{\beta_{\text{RD}}(M_k)}{8 \times 10^{-15}} \right) \left(\frac{\Omega_{\text{DM}}h^2}{0.12} \right)^{-1} \left(\frac{\gamma}{0.2} \right)^{\frac{3}{2}} \left(\frac{g(T_k)}{106.75} \right)^{-\frac{1}{4}} \left(\frac{M_k}{M_{\odot}} \right)^{-1/2}. \quad (52)$$

This is the fractional relic density of PBH with mass M_k with respect to the overall dark matter density. In order to see whether the total relic density of the PBH saturates the observed dark matter relic density, $\Omega_{\text{DM}}h^2 \sim 0.12$ [56], we have to integrate over the masses M_k for k in the RD era,

$$f_{\text{PBH,tot}} = \int_M d \ln M f_{\text{PBH}}(M) = 2 \int_k d \ln k f_{\text{PBH}}(M_k). \quad (53)$$

Here, we choose the parameters in order the PBH to account for a significant part of the dark matter in the universe and hence, test our models against observations, see Table 3.

5.2 PBH production during matter dominated era

After inflation the transition to thermalized plasma, in most of the models, is not instantaneous but a reheating stage follows. Furthermore, it is well possible that in the era before the BBN and after inflation the universe energy density is dominated by a pressureless fluid other than the inflaton, e.g a modulus field. Actually, this is rather common and often natural in the context of supersymmetric extensions of the Standard Model of particle physics and in stringy set-ups where late decaying scalar fields are generic. In both of these scenarios, reheating or modulus domination, the PBH formation process gets modified. Such scenarios have been examined in the past in Ref. [81, 82]. We note that, in our context, black hole formation by the collapse of a scalar condensate is generally expected to take place, see also e.g. [83] for a relevant analysis.

According to the formula (46) in the limit $w \rightarrow 0$ we have $\delta_c \rightarrow 0$, which means that even minute perturbations would collapse to a black hole. In this case the Eq. (45) is not the correct expression to estimate the PBH formation rate. Ref. [84] examined the PBH production in a matter dominated universe and found that it is generally larger, though non-spherical effects

are present and decrease the efficiency of the collapse in a pressureless background. For small σ the PBH production rate β tends to be proportional to σ^5 ,

$$\beta_{\text{MD}}(M_k) = 0.056 \sigma^5(k). \quad (54)$$

This expression has to be contrasted with the gaussian expression (45). It was derived with semi-analytical calculations while analytically a lower and an upper bound were found, $0.014 \sigma^5 < \beta < 0.128 \sigma^5$. The PBH production rate is further modified when the collapsing region has spin. The angular momentum suppresses the formation rate which now reads [85],

$$\beta_{\text{MD}}(M_k) = 2 \times 10^{-6} f_q(q_c) \mathcal{I}^6 \sigma(k)^2 e^{-0.147 \frac{\mathcal{I}^{4/3}}{\sigma(k)^{2/3}}}. \quad (55)$$

Benchmark values are $q_c = \sqrt{2}$, $\mathcal{I} = 1$, $f_q \sim 1$. According to [85] this expression applies for $\sigma(k) \lesssim 0.005$ whereas Eq. (54) applies for $0.005 \lesssim \sigma(k) \lesssim 0.2$. Depending on the amplitude of the power spectrum, we will examine examples that fall in the validity regime of Eq. (54) and examples that the Eq. (55) gives major corrections to the final result, see Figures 11 and 12. Also, the variance of the density perturbations $\sigma(k)$ smoothed on a scale k for matter domination era is given by

$$\sigma^2(k) = \left(\frac{2}{5}\right)^2 \int \frac{dq}{q} W^2(qk^{-1})(qk^{-1})^4 \mathcal{P}_{\mathcal{R}}(q). \quad (56)$$

During matter domination the relation of the perturbation mode k to the PBH mass formed is different than Eq. (49). The horizon mass $M_H = 4\pi\rho H^{-3}/3$ scales like H^{-1} . Right after inflation it is $M_{\text{end}} = 4\pi M_{\text{pl}}^2/H_{\text{end}}$ and grows like $a^{3/2}$ during a pressureless reheating stage, while during a RD era it grows like a^2 . Hence, the relation between the PBH mass M_k and the comoving scale k^{-1} reads

$$M_k = \gamma \rho \frac{4\pi H^{-3}}{3} \Big|_{k=aH} \simeq \gamma M_{\text{end}} \left(\frac{k}{k_{\text{end}}}\right)^{-3}. \quad (57)$$

Accordingly, in terms of the M_{rh} , M_{eq} and for $k > k_{\text{rh}}$ we obtain

$$\begin{aligned} M_k &= \gamma M_{\text{rh}} \left(\frac{k}{k_{\text{rh}}}\right)^{-3} \\ &\simeq \frac{\gamma M_{\text{eq}}}{\sqrt{2}} \left(\frac{g_{\text{eq}}}{g(T_{\text{rh}})}\right)^{\frac{1}{6}} \left(\frac{k_{\text{rh}}}{k_{\text{eq}}}\right)^{-2} \left(\frac{k}{k_{\text{rh}}}\right)^{-3} \\ &\simeq 2.4 \times 10^{-16} M_{\odot} \left(\frac{\gamma}{0.2}\right) \left(\frac{g(T_{\text{rh}})}{106.75}\right)^{-\frac{1}{6}} \left(\frac{k_{\text{rh}}}{10^{14} \text{ Mpc}^{-1}}\right)^{-2} e^{-\frac{3}{2}(\tilde{N}_{\text{rh}} - \tilde{N}_k)}, \end{aligned} \quad (58)$$

where k_{rh}^{-1} is the comoving horizon scale at the epoch of reheating, M_{rh} is the horizon mass for $k = k_{\text{rh}}$ and \tilde{N}_{rh} , \tilde{N}_k are respectively the e-folds after inflation that the scales k_{rh}^{-1} and k^{-1} reenter the horizon, i.e. $\tilde{N}_k \equiv \ln(a_k/a_{\text{end}}) = 2 \ln(k_{\text{end}}/k)$ with $\tilde{N}_k < \tilde{N}_{\text{rh}}$. Again here, we took $g_* \cong g_s \equiv g$ and we comment that if the MSSM is thermalized at T_{rh} then it is $g_*(T_k) = 228.75$. The Eq. (58) for k_{end} gives the horizon mass at the end of inflation and has to coincide with the Eq. (57). In the present analysis we assume a *one-to-one* correspondence between the scale of perturbation and the mass of PBHs, and we make the rough approximation of *instantaneous collapse* during the MD era.

Turning to the abundance, one should take into account that the energy density of the PBHs will redshift slower than radiation only after T_{rh} hence, $f_{\text{PBH}}(M_k) = \gamma \beta_{\text{MD}}(M_k) (T_{\text{rh}}/T_{\text{eq}})(\Omega_{\text{m}}/\Omega_{\text{DM}})$. Assuming entropy conservation after reheating we get for $k > k_{\text{rh}}$

$$f_{\text{PBH}}^{(\text{MD})}(M_k) = 2^{-3/4} \frac{\Omega_{\text{m}}}{\Omega_{\text{DM}}} \gamma \beta_{\text{MD}}(M_k) \left(\frac{g_{\text{eq}}}{g(T_{\text{rh}})}\right)^{1/4} \left(\frac{M_{\text{rh}}}{M_{\text{eq}}}\right)^{-1/2} \quad (59)$$

$$= 2^{-3/4} \frac{\Omega_{\text{m}}}{\Omega_{\text{DM}}} \gamma^{3/2} \beta_{\text{MD}}(M_k) \left(\frac{g_{\text{eq}}}{g(T_{\text{rh}})}\right)^{1/4} \left(\frac{M_k}{M_{\text{eq}}}\right)^{-1/2} e^{-\frac{3}{4}(\tilde{N}_{\text{rh}} - \tilde{N}_k)}. \quad (60)$$

Equivalently, the abundance of PBH formed during an early matter domination era are modified with respect to the abundance of the RD era as

$$f_{\text{PBH}}(M_k) \longrightarrow \frac{T_{\text{rh}}}{T_k} f_{\text{PBH}}(M_k), \quad (61)$$

for $T_{\text{rh}} < T_k$ and M_k given by Eq. (58). Here T_k does not have the standard physical meaning since universe is not thermalized. The total abundance of PBH produced during pressureless reheating is numerically obtained by integrating in the momentum space,

$$f_{\text{PBH,tot}} = \int_M d\ln M f_{\text{PBH}}(M) = 3 \int_{k_{\text{rh}}}^{k_{\text{end}}} d\ln k f_{\text{PBH}}(M_k). \quad (62)$$

In the case PBH form during a modulus dominated era, T_{rh} has to be replaced by the decay temperature of the modulus field. We will come back to the scenario of modulus domination in subsection 6.2.

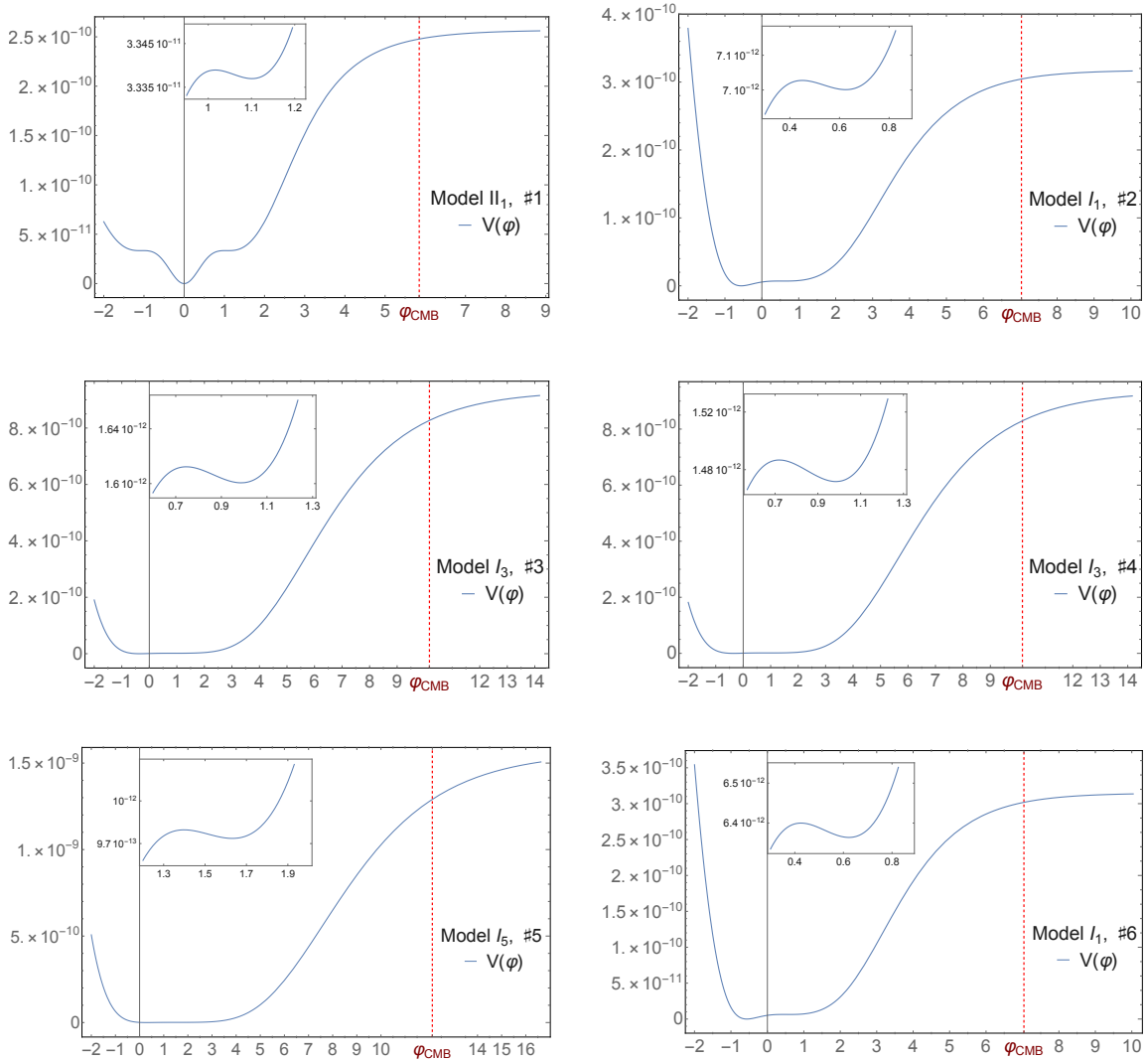


Figure 8: The six potentials from superconformal attractors that we utilized to examine the PBH formation during different cosmic eras in the early universe. The inner plots zoom in the plateau about the inflection point. The values for the parameters for each potential are listed in Tables 3 and 4.

6 PBH formation during radiation, reheating and modulus dominated eras in superconformal attractors

In the following we analyze the PBH formation for superconformal attractor inflationary models, however our analysis is general and should apply to any inflationary model with a large peak in the curvature power spectrum. We also expect that our results, presented here and in section 7, should be quantitatively similar with those of any inflationary potential that yields $1 - n_s \simeq 2/N$ and $r \simeq 12/N^2$ in the large N expansion. From this perspective the superconformal attractor models account for an appealing framework to demonstrate our analysis and results.

A characteristic of the inflationary models that produce both the CMB anisotropies and small scale overdensities that form PBH is that the e-folds number $N_{0.05}$ is fully specified. It is

$$N_{0.05} = N_{\text{peak}} + \Delta N_{\text{peak}} \quad (63)$$

The N_{peak} is bounded from above by the requirement not to have a too light PBH mass that would evaporate during the universe lifetime. Also N_{peak} is bounded from below by the observed n_s value. Roughly speaking, the approximate relation (13) gives $N_{\text{peak}} \gtrsim 34$ for $n_s \gtrsim 0.942$ and $N_{\text{peak}} \lesssim 39$ for $M_{\text{PBH}} \gtrsim 10^{-18} M_{\odot}$. The ΔN_{peak} is much less constrained. It has a minimum size implied by the duration of the reheating stage. Also, if $\Delta N_{\text{peak}} \rightarrow 0$ the range of momenta k that collapse shrinks. In our models, the peak in the power spectrum that seeds the PBH formation is generated about $N_{\text{peak}} \simeq 38$ e-folds after the CMB scale $k_{0.05}^{-1}$ exited the Hubble horizon. Afterwards about $\Delta N_{\text{peak}} \sim 10 - 20$ e-folds of expansion follow until the end of inflation. In total these models require $N_{0.05} \gtrsim 45$ e-folds of inflation. The $N_{0.05}$ is related to the post-inflationary cosmic expansion rate [86] via the expression

$$N_{0.05} \simeq 57.6 + \frac{1}{4} \ln \epsilon_* + \frac{1}{4} \ln \frac{V_*}{\rho_{\text{end}}} - \frac{1 - 3w}{4} \tilde{N}_{\text{dark}}, \quad (64)$$

where \tilde{N}_{dark} are the e-folds that take place in the observationally "dark" era after the end of inflation until the BBN epoch, where the universe is known to be thermalized, and w denotes the average value for the equation of state during that era. In our models it is $\ln(\epsilon_* V_*/\rho_{\text{end}})^{1/4} = \pm \mathcal{O}(1)$, where $\epsilon_* \sim 3/(4N_{\text{peak}}^2)$. Hence the above expression constrains the $N_{0.05}$ to be $N_{0.05} \lesssim 58$ e-folds for $w \leq 1/3$.

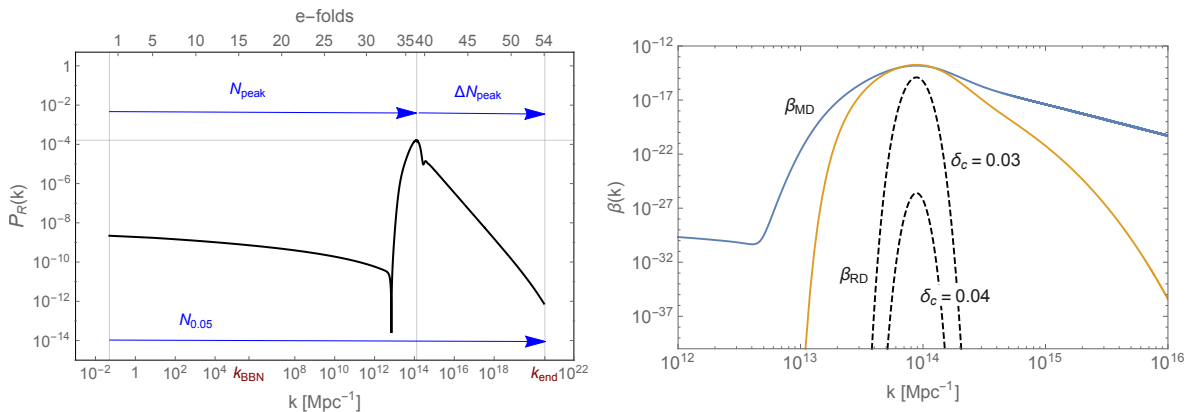


Figure 9: *Left panel:* The power spectrum of the curvature perturbation (here Model I_5 , example # 5). *Right panel:* The corresponding mass fraction $\beta(k)$ that collapses into a black hole for matter and radiation domination background for the power spectrum on the left. The upper solid curve gives the β_{MD} when spin effects are neglected and the lower when spin is important. Extreme δ_c values for β_{RD} , depicted with dashed curves, were chosen to make the distributions visible.

6.1 The reheating stage

Let us now define a criterion that tells us whether PBH form during radiation era or during reheating with $w_{\text{rh}} \simeq 0$. The pre-BBN e-folds of the adiabatically expanding universe can be split into $\tilde{N}_{\text{dark}} = \tilde{N}_{\text{rh}} + \tilde{N}_{\text{RD}} + \tilde{N}_X$, which are the e-folds that take place during reheating, radiation domination and modulus domination respectively, namely $\tilde{N}_{\text{rh}} = \ln(a_{\text{rh}}/a_{\text{end}})$, $\tilde{N}_X = \ln(a_X^{\text{dom}}/a_X^{\text{dec}})$ [87]. Then, the last term of the Eq. (64) reads $(\tilde{N}_{\text{rh}} + \tilde{N}_X)/4$. Leaving aside the modulus domination scenario for a while, i.e. $\tilde{N}_X = 0$, the Eq. (63), (42) and (64) yield the critical ΔN_{peak} value for PBH formation after inflation,

$$\Delta N_{\text{peak}}^{(\text{cr})} \equiv \frac{\tilde{N}_{\text{rh}}}{2} \simeq \frac{2}{3}(57 - N_{\text{peak}}), \quad (65)$$

where for simplicity we assumed that $\ln(\epsilon_* V_*/\rho_{\text{end}})^{1/4} \simeq -0.3$. Taking that $N_{\text{peak}} \simeq 38$, which gives the optimum value for n_s , we find that $\Delta N_{\text{peak}}^{(\text{cr})} \simeq 12.7$. Hence, for $\tilde{N}_X = 0$, the PBH formation condition for the superconformal inflationary models reads,

$$\begin{aligned} \Delta N_{\text{peak}} > 12.7 \quad \text{or} \quad N_{0.05} > 50.7 &\implies \text{PBH form during RD} \\ \Delta N_{\text{peak}} < 12.7 \quad \text{or} \quad N_{0.05} < 50.7 &\implies \text{PBH form during reheating} \end{aligned} \quad (66)$$

We assume that the greatest part of the reheating phase corresponds to a MD era with $w_{\text{rh}} \simeq 0$. If it is $\Delta N_{\text{peak}} = \Delta N_{\text{peak}}^{(\text{cr})} \simeq 12.7$ the k_{peak}^{-1} reenters the horizon at the moment of the transition from MD to RD. We note that the condition (66) follows simply from the fact that the $N_{0.05}$ is directly related to the post-inflationary expansion history. If the reheating is instantaneous it is $\tilde{N}_{\text{rh}} \rightarrow 0$ and PBH form during RD era regardless the position of the peak. In this case it is $N_{0.05} \simeq 57$.

The critical value, $\Delta N_{\text{peak}}^{(\text{cr})} \simeq 12.7$, implies that PBH can form during a matter dominated era only if a prolonged reheating stage follows inflation with $\tilde{N}_{\text{rh}} \gtrsim 25$. At the end of reheating the energy density is $\rho_{\text{rh}} = e^{-3\tilde{N}_{\text{rh}}}\rho_{\text{end}}$, where $\rho_{\text{end}} = 3H_{\text{end}}^2 M_{\text{Pl}}^2 \sim 10^{-12} M_{\text{Pl}}^4$ in our models, while the reheating temperature is

$$T_{\text{rh}} \sim 10^{15} \times e^{-3\tilde{N}_{\text{rh}}/4} \text{ GeV}. \quad (67)$$

Consequently, for $\tilde{N}_{\text{rh}} = 2\Delta N_{\text{peak}}^{(\text{cr})}$, there is a critical reheating temperature

$$T_{\text{cr}} \sim 10^7 \text{ GeV}, \quad (68)$$

that the peak placed $\Delta N_{\text{peak}}^{(\text{cr})} \simeq 12.7$ e-folds before inflation end reenters the horizon. If $T_{\text{rh}} > T_{\text{cr}}$ a PBH with mass $M_{k_{\text{peak}}}$ forms during RD era while if $T_{\text{rh}} < T_{\text{cr}}$ it forms during the reheating stage. Actually, one can find that the critical temperature (68) is the temperature that the scale k_{peak}^{-1} reenters the horizon for any $\Delta N_{\text{peak}} > \Delta N_{\text{peak}}^{(\text{cr})}$ value, that is

$$T_{\text{peak}} = T_{\text{cr}} \quad \text{for} \quad T_{\text{rh}} > T_{\text{cr}}. \quad (69)$$

This is expected since the scale k_{peak}^{-1} is fixed in our models at about 10^{14} Mpc, and hence the ratio of temperatures in a RD era without entropy production has to be also fixed for particular scales, e.g. $T_{\text{peak}}/T_{\text{BBN}}$ has to be equal to $k_{\text{peak}}/k_{\text{BBN}}$.

When a scale k^{-1} reenters the horizon during MD era and PBHs form, the energy density of the produced PBHs does not grow relatively to the background in the course of the MD expansion. Only after the complete reheating of the universe does the PBH energy density start to increase with respect to the ambient radiation. Therefore, in the computation of the relic PBH abundance the delayed thermalization has to be considered. According to the expression (59) we have to estimate the exponential $e^{-\frac{3}{4}(\tilde{N}_{\text{rh}} - \tilde{N}_k)}$. The exponential is actually equal to the ratio T_{rh}/T_k , where we call T_k the temperature that the universe would have had if the energy density at the moment of k^{-1} reentry, $\rho_k = e^{-3\tilde{N}_k}\rho_{\text{end}}$, had been transformed into thermal

radiation. It is $H_{\text{end}} \simeq H_k$ for scales k^{-1} that exit the Hubble horizon during or after the USR inflationary phase, so the second term in Eq. (40) can be neglected. Hence, the Eq. (59) reads in terms of the wavenumber k ,

$$f_{\text{PBH}}^{(\text{MD})}(M_k) = 2^{-3/4} \frac{\Omega_{\text{m}}}{\Omega_{\text{DM}}} \gamma^{3/2} \beta_{\text{MD}}(M_k) \left(\frac{g_{*\text{eq}}}{g_*(T_{\text{rh}})} \right)^{1/4} \left(\frac{M_k}{M_{\text{eq}}} \right)^{-1/2} e^{-\frac{3}{4}(\tilde{N}_{\text{rh}} - 2 \ln(k_{\text{end}}/k))}. \quad (70)$$

The \tilde{N}_{rh} is generally given by the Eq. (64) and for our models, under the assumption that $w_{\text{rh}} \simeq 0$, it is $\tilde{N}_{\text{rh}} \simeq 4(57 - N_{0.05})$. Therefore, when the reheating stage is taken into account, the formula (53) for the relic PBH abundance is *generalized* as

$$f_{\text{PBH,tot}} = \begin{cases} 3 \int_k d \ln k f_{\text{PBH}}^{(\text{MD})}(M_k), & \text{for } k > k_{\text{rh}} \\ 2 \int_k d \ln k f_{\text{PBH}}^{(\text{RD})}(M_k), & \text{for } k < k_{\text{rh}} \end{cases} \quad (71)$$

where $k_{\text{rh}} = e^{-\frac{\tilde{N}_{\text{rh}}}{2}} k_{\text{end}}$ is the momentum that corresponds to the horizon scale at the time of the reheating completion. In the above formula, the $f_{\text{PBH}}^{(\text{RD})}$ is written in terms of the PBH production rate in a RD era given by Eq. (45), whereas the $f_{\text{PBH}}^{(\text{MD})}$ is written in terms of the production rate in a MD era given by Eq. (54). Apparently, the formula (71) is general and applies beyond the framework of superconformal attractors. It holds for any $N_{0.05}$, N_{peak} and ΔN_{peak} , not only for the particular values that our models admit.

Until now we have implicitly assumed an instantaneous transition from the matter domination era to the thermalized radiation era. However, the inflaton does not decay instantaneously. Apart from the possible preheating effects (that are strong right after inflation) at the end of its lifetime inflaton gradually loses energy towards lighter degrees of freedom with energy density $\rho_{\text{rad}} = (\Gamma_{\text{inf}}/4H)\rho_{\text{inf}}$. This implies that the equation of state deviates from zero and pressure gradually appears. The effective equation of state for this combination of fluids is

$$w = \frac{p_{\text{inf}} + p_{\text{rad}}}{\rho_{\text{inf}} + \rho_{\text{rad}}} \simeq \frac{w_{\text{rad}}}{4} \frac{\Gamma_{\text{inf}}}{H}, \quad (72)$$

where the right hand approximation holds for $\Gamma_{\text{inf}} \ll H$ and $w_{\text{rad}} = 1/3$. The effective equation of state may have interesting implications for the PBH formation mechanism. Ref. [88] took into account the gradually produced radiation and specified under what conditions the transition between matter and radiation PBH production occurs. They found that the effective \tilde{N}_{rh} number for the PBH formation in MD is reduced about 10% for variance $\sigma < 0.05$ and, also, this reduction is independent of the decay rate Γ . This result modifies the $f_{\text{PBH,tot}}$ for $k_{\text{peak}} = k_{\text{rh}}$ and can be neglected for $k_{\text{peak}} \gg k_{\text{rh}}$.

In this work, we take into account the generic presence of a reheating phase and we use the formula (71) for the computation of the PBH abundance during RD or MD eras.

6.2 Modulus domination

The requirement $T_{\text{rh}} < T_{\text{cr}} \sim 10^7$ GeV for PBH formation in MD era means that a slow reheating takes place. This can be realized if the inflaton decay rate is particularly suppressed. Such a scenario is not impossible, nevertheless in a supersymmetric and stringy framework the presence of extra late decaying scalar fields, that we collectively call them moduli X fields, is natural. These fields can dominate the early universe energy density and realize a prolonged MD domination era before BBN. In such a case the condition for PBH formation during MD era reads $\Delta N_{\text{peak}} < \Delta N_{\text{peak}}^{(\text{cr})} = (\tilde{N}_{\text{rh}} + \tilde{N}_X)/2$, or in terms of the modulus decay temperature,

$$T_X^{\text{dec}} \lesssim T_{\text{cr}}, \quad (73)$$

for a modulus domination phase that follows *continuously* right after inflaton decay. The T_X^{dec} stands for the modulus decay temperature.

However, it is well possible that a modulus X field dominates the energy density of the universe several e-folds after the complete reheating of the universe, i.e. $T_X^{\text{dom}} < T_{\text{rh}}$. In such a case the condition (66) for PBH formation during reheating/RD era does not apply. A PBH of scale k^{-1} can form during a modulus dominated era if the ΔN_k satisfies

$$\frac{\tilde{N}_{\text{rh}}}{2} + \Delta\tilde{N}_{\text{RD}} < \Delta N_k < \frac{\tilde{N}_{\text{rh}} + \tilde{N}_X}{2} + \Delta\tilde{N}_{\text{RD}}. \quad (74)$$

where $\tilde{N}_X = [3(1 + w_X)]^{-1} \ln(\rho_X^{\text{dom}}/\rho_X^{\text{dec}})$ are the e-folds that take place during the modulus domination until the moment it decays, and $\Delta\tilde{N}_{\text{RD}} = \ln(\rho_{\text{rh}}/\rho_X^{\text{dom}})^{1/4}$ are the e-folds of radiation domination that take place between reheating and the epoch of the modulus domination. We assume that during modulus domination the equation of state is that of pressureless matter, i.e. $w_X = 0$. Considering the momenta k , the condition (74) is recast into

$$k_X^{\text{dec}} < k < k_X^{\text{dom}} \implies \text{PBH form during MD} \quad (75)$$

where $k_X^{\text{dom}} = e^{-\tilde{N}_{\text{rh}}/2 - \Delta\tilde{N}_{\text{RD}}} k_{\text{end}}$ and $k_X^{\text{dec}} = e^{-(\tilde{N}_{\text{rh}} + \tilde{N}_X)/2 - \Delta\tilde{N}_{\text{RD}}} k_{\text{end}}$. Thus, the PBH abundance (59) during modulus domination reads here,

$$\begin{aligned} f_{\text{PBH}}^{(\text{MD})}(M_k) &= 2^{-3/4} \frac{\Omega_{\text{m}}}{\Omega_{\text{DM}}} \gamma \beta_{\text{MD}}(M_k) \left(\frac{g_{\text{eq}}}{g(T_X^{\text{dec}})} \right)^{1/4} \left(\frac{M(T_X^{\text{dec}})}{M_{\text{eq}}} \right)^{-1/2} \\ &= 2^{-3/4} \frac{\Omega_{\text{m}}}{\Omega_{\text{DM}}} \gamma^{3/2} \beta_{\text{MD}}(M_k) \left(\frac{g_{\text{eq}}}{g(T_X^{\text{dec}})} \right)^{1/4} \left(\frac{M_k}{M_{\text{eq}}} \right)^{-1/2} e^{-\frac{3}{4}(\tilde{N}_X - 2 \ln(k_X^{\text{dom}}/k))}, \end{aligned} \quad (76)$$

where $M(T_X^{\text{dec}})$ is the horizon mass at the time of the modulus decay. Collectively, the fractional PBH abundance, when a modulus domination era with vanishing pressure takes place in the post-reheated universe, reads

$$f_{\text{PBH,tot}} = \begin{cases} [\text{Eq. (71)}] \times \frac{1}{\Delta_X}, & \text{for } k > k_X^{\text{dom}} \\ 3 \int_k d \ln k f_{\text{PBH}}^{(\text{MD})}(M_k) & \text{for } k_X^{\text{dec}} < k < k_X^{\text{dom}} \\ 2 \int_k d \ln k f_{\text{PBH}}^{(\text{RD})}(M_k), & \text{for } k < k_X^{\text{dec}} \end{cases} \quad (77)$$

where the $f_{\text{PBH}}^{(\text{MD})}(M_k)$ is given by Eq. (76). The $\Delta_X \simeq T_X^{\text{dom}}/T_X^{\text{dec}}$ is the dilution factor due to the modulus low entropy production. In the limit $\tilde{N}_{\text{rh}} \rightarrow 0$ the e-folds that take place during modulus domination can be specified for a given power spectrum by the equation, $\tilde{N}_X/4 \simeq 57 - N_{0.05} \simeq 19 - \Delta N_{\text{peak}}$.

We are mostly interested in the epoch that the scale k_{peak}^{-1} reenters the horizon. If $k_{\text{peak}} \gg k_X^{\text{dom}}$ the net effect of the modulus domination is a dilution of the PBH abundance Δ_X times. In the interesting case that $k_X^{\text{dec}} < k_{\text{peak}} < k_X^{\text{dom}}$ the PBH form in a pressureless background and the production rate and abundance might be enhanced, particularly if $k_{\text{peak}} \sim k_X^{\text{dec}}$. We note that k_{peak}^{-1} can enter during the modulus domination era for any $N_{0.05}$ value smaller than 57. Finally, in the case that $k_{\text{peak}} \ll k_X^{\text{dec}}$ the modulus domination era has minor effects on PBH formation that takes place mostly at T_{peak} .

The modulus domination scenario is particularly attractive in the framework of the supersymmetric theories, see also Ref. [89] for a relevant work. PBH can account only for a fraction of the total DM density, and thus an extra dark matter component should exist. Supersymmetric theories provide DM candidates that can supplement the dark matter density. However, the increase of the lower bounds on the sparticle masses by LHC searches is at odds with the standard thermal dark matter scenario and dilution effects are often required, see e.g. [87] for a recent analysis. From this perspective, the PBH formation during a modulus domination era is a realistic and a very interesting scenario.

7 Observational signatures and constraints for PBH from superconformal attractors

The models explored in this work predict PBHs in the small mass window, see Tables 5, 6 and 7 and very characteristic values for the scalar tilt, n_s and the scalar tilt running, α_s .

#	α	A	f_ϕ	φ_*	V_0	$N_{0.05}$
1	1	0.130383	0.129576	5.85	2×10^{-10}	56.6
7	1	0.128114	0.126331	5.7725	1.7×10^{-10}	52.5

Table 3: A set of values for the parameters of the Model II_1 . The φ_* (or φ_{CMB}) is the value of the inflaton field $N_{0.05}$ e-folds before the end of inflation.

#	α	c_3	c_2	c_1	c_0	φ_*	V_0	$N_{0.05}$
2	1	2.20313	-1.426	0.3	0.16401	7.0328	2.1×10^{-10}	55.4
3	3	2.4843	-1.5	0.2964	0.0355	10.173	5.4×10^{-10}	50.8
4	3	2.5259	-1.5002	0.2902	0.0355	10.166	5.1×10^{-10}	50.2
5	5	2.11917	-1.7147	0.46	-0.0198	12.128	2.2×10^{-9}	54
6	1	2.25336	-1.42226	0.2892	0.16401	7.04	1.9×10^{-10}	53

Table 4: Five set of values for the parameters of the Models I_α , as in Table 3.

#	α	$N_{0.05}$	\tilde{N}_{rh}	T_{rh} (GeV)	$\mathcal{P}_{\mathcal{R}}^{\text{peak}}$	γ	δ_c	$M_{\text{PBH}}^{\text{peak}}/M_\odot$	$\Omega_{\text{PBH}}/\Omega_{\text{DM}}$
1	1	56.6	0	2×10^{15}	1.9×10^{-2}	0.2	0.325	2.1×10^{-15}	0.81
2	1	55.4	4	6×10^{13}	1.8×10^{-2}	0.2	0.323	2.5×10^{-16}	0.15
7	1	52.5	6.9	1×10^{13}	1.7×10^{-2}	1	1/3	7.5×10^{-17}	0.10

Table 5: The PBH abundance and characteristic mass for the inflationary Model families II_1 and I_1 respectively, with parameters listed in the Tables 3 and 4, examples # 1, 2, 7. The inflationary parameters imply a short reheating phase and large reheating temperature that the power spectrum peak enters during a *radiation dominated era*. The values for the δ_c parameter are the minimum allowed by observational constraints for the given power spectrum peak, see Figure 10.

#	α	$N_{0.05}$	\tilde{N}_{rh}	T_{rh} (GeV)	$\mathcal{P}_{\mathcal{R}}^{\text{peak}}$	γ	$M_{\text{PBH}}^{\text{peak}}/M_\odot$	$\Omega_{\text{PBH}}/\Omega_{\text{DM}}$
3	3	50.8	25	7×10^6	2×10^{-5}	1	6×10^{-16}	0.01
4	3	50.2	27	2×10^6	4×10^{-5}	1	5×10^{-16}	0.14

Table 6: The PBH abundance and characteristic mass for the inflationary Model family I_3 , with parameters listed in the Table 6, examples # 3, 4. The inflationary parameters imply a prolonged reheating phase and quite low reheating temperature so that the power spectrum peak enters at the epoch of reheating completion. The amplitude of the power spectrum is relatively low to trigger PBH formation during radiation era and most of the PBH are formed during the pressureless *reheating stage*. For the example # 3 the PBH mass peak is in slight offset with the power spectrum peak, see Figure 11.

#	α	$N_{0.05}$	\tilde{N}_{rh}	T_{rh}	$\mathcal{P}_{\mathcal{R}}^{\text{peak}}$	\tilde{N}_X	T_X^{dec}	$M_{\text{PBH}}^{\text{peak}}/M_\odot$	$\Omega_{\text{PBH}}/\Omega_{\text{DM}}$
5	5	54	4	4×10^{13}	1.6×10^{-4}	8	3×10^4	5×10^{-17}	0.12
6	1	53	6	1×10^{13}	1×10^{-2}	10	9×10^3	6×10^{-17}	0.11

Table 7: The PBH abundance and characteristic mass for the inflationary Model families I_5 and I_1 respectively with parameters listed in the Table 4, examples # 5, 6. The inflationary parameters imply a prolonged matter domination era after inflation partitioned into inflaton reheating and into a modulus X scalar field condensate. The temperatures are written in GeV units. The PBH abundance depends sensitively on the temperature the X modulus dominates the energy density and decays. Also, the PBH mass peak is placed in a lower mass range, see Figure 12.

7.1 CMB observables and the postinflationary evolution

The observational bounds, provided by the Planck 2018 TT+lowE+lensing at the 95% CL when the running of the running is included [90], at $k_{\text{cmb}} = 0.05 \text{ Mpc}^{-1}$ read

$$\begin{aligned} n_s &= 0.9587 \pm 0.0112 \\ \alpha_s &= 0.013 \pm 0.024 \end{aligned} \quad (95\% \text{ CL}) \quad (78)$$

Our models predict for the scalar tilt, the running and the tensor-to-scalar ratio

$$\begin{aligned} n_s &\lesssim 0.949 \\ 0.0014 &\lesssim \alpha_s \lesssim 0.0015 \\ 0.008 &\lesssim \frac{r}{\alpha} \lesssim 0.009 \end{aligned} \quad (79)$$

The potentials examined are depicted in Figure 8. Our results are obtained numerically².

The n_s and r values can be understood by the approximate analytic relations (13), $1 - n_s \sim 2/N$ and $r \sim 12/N^2$, where $N = N_{\text{peak}}$ are the e-folds that separate the CMB and the PBH scales and it is $N_{0.05} = N_{\text{peak}} + \Delta N_{\text{peak}}$. These relations describe quite well the actual behavior of the n_s and r at the plateau of the potential, though a more accurate analytic estimation has to take into account the higher order corrections, $1/N^2$ and $1/N^3$ for the n_s and r respectively. The peak in our models is generated at $N_{\text{peak}} \sim 38$ and hence the n_s value is smaller than 0.96, which is the value expected by a conventional superconformal attractor model where $N \sim 57$. A way to understand the decrease in the scalar tilt value, $n_s(N)$, in this sort of inflationary models that trigger the PBH formation, is to see the ΔN_{peak} e-folds of inflation that take place about the inflection point as a second inflationary phase. This would reduce the N as $N \rightarrow N - \Delta N_{\text{peak}} - \tilde{N}_{\text{rh}}/4 \simeq N_{\text{peak}}$.

We mention that, for inflation with polynomial superpotential (Model *I*), the different values for the parameter α come with different values for the potential parameters which have to change accordingly, otherwise sufficient peak at the power spectrum cannot be produced. The second model considered, the modulated chaotic potential (Model *II*), yields similar predictions for the n_s , α_s and r . For the Model *II*, larger values for the α parameter make the amplification of the power spectrum harder to be realized. The n_s value, mostly determined by the N_{peak} , increases if we increase the γ parameter, because the PBH mass range accordingly increases. If we further let the $N_{0.05}$ vary beyond ~ 57 e-folds then the spectral index value can be shifted towards larger values, even inside inside the 68% CL region of the Planck collaboration data. However, in this case values $w > 1/3$ should be considered and a change on the PBH formation rate should be expected, since the matter perturbation threshold δ_c depends on the background equation of state, Eq. (46). In this work we assume $\delta_c \sim 1/3$ for RD which for $\mathcal{P}_{\mathcal{R}} \sim 10^{-2}$ we attain the maximum allowed abundance; we also take γ to be either 0.2 or 1. Adopting larger values for δ_c would require to accordingly increase the size of the $\mathcal{P}_{\mathcal{R}}$ peak.

The number of e-folds $N_{0.05}$ determine whether the reheating stage after inflation is short or prolonged, Eq. (64). In the framework of superconformal attractors the reheating temperature can be determined only after the inflaton couplings to matter are specified. Phenomenologically, models with large $N_{0.05}$ imply that the inflaton field decays fast and the thermal history of the

²After the completion of the first version of our paper the Planck 2018 results [90] were released. In this version we added a representative example, the # 7, that is in accordance with the new constraints.

universe starts with a relatively large reheating temperature. Models that yield smaller $N_{0.05}$ imply that a prolonged non-thermal phase was realized after inflation and before BBN. The non-thermal phase and the details of the postinflationary cosmic evolution are also interrelated with the supersymmetry breaking scale and the sparticle mass spectrum [87].

We note that, in each model, inflation ends in a different energy scale that may vary up to one order of magnitude. Hence, the maximum reheating temperature, determined by ρ_{end} varies accordingly. The duration of the reheating stage and the position of the curvature power spectrum peak determine the PBH abundance. A prolonged matter domination era after the reentry of the peak gives a smaller abundance and smaller PBH masses. In our models the $\mathcal{P}_{\mathcal{R}}$ peak value is placed at $k_{\text{peak}} \sim 10^{14} \text{ Mpc}^{-1}$ and the PBH abundance maximizes when the reheating temperature is close to the critical (68). Thus, we find that a power spectrum of α -attractors can trigger a cosmologically significant abundance of PBH even if the amplitude is as small as

$$\mathcal{P}_{\mathcal{R}} \sim 10^{-5} \quad \text{for} \quad T_{\text{rh}} \sim 10^7 - 10^6 \text{ GeV}. \quad (80)$$

The exact values depend on whether spin effects are present or not³. If are not negligible, that is expected for $\sigma(k) \lesssim 0.005$ [85], the power spectrum peak has to be few times larger but still less than 10^{-4} in order to generate a significant PBH abundance. Also, if the reheating temperature is much less than 10^7 GeV , apart from the decrease in the abundance, the PBH masses are shifted in a smaller mass range that is much constrained from the extra galactic gamma-ray background [91], see Figure 11.

For the modulus domination scenario, the astrophysical bounds on the PBH abundance and masses, see Figure 12, constrain the duration of the modulus dominated era. Assuming that modulus decays gravitationally then we expect a decay rate,

$$\Gamma_X = \frac{c}{4\pi} \frac{M_X^3}{M_{\text{Pl}}^2}, \quad (81)$$

and the X decay temperature is $T_X^{\text{dec}} \simeq (\pi^2 g_*/90)^{-1/4} (\Gamma_X M_{\text{Pl}})^{1/2}$. For $c \sim 1$ the X decays gravitationally and $T_X^{\text{dec}} \sim 4 \text{ MeV} (M_X/10^5 \text{ GeV})^{3/2}$. The temperatures T_X^{dec} that we associate with a modulus decay, listed in Table 7, are large and imply a rather heavy modulus with mass $M_X \sim 10^9 \text{ GeV}$. By decreasing the T_X^{dec} to MeV scale the PBH abundance would have fallen to negligible levels and the masses would have shifted in smaller values. For $c \gg 1$ non-gravitational decay channels exist and in this case the M_X can decrease. Even though heavy, the modulus can dilute an overabundant dark matter particle or produce it non-thermally. In the context of ultra-TeV scale supersymmetry a heavy modulus that decays at $T_X^{\text{dec}} \sim 10^4 \text{ GeV}$ and dilutes $\Delta_X \sim 10^4$ times the thermal plasma heated after inflation at $T_{\text{rh}} \sim 10^{13} \text{ GeV}$, as it happens in our scenarios, is welcome. For example, for subleading X decay contribution, a gravitino LSP with mass $m_{3/2} \sim \text{TeV}$ can successfully account for the rest $\sim 90\%$ of the dark matter in the universe.

The synopsis, regarding the CMB observables, is that the superconformal models examined here, modified to trigger a cosmological relevant abundance of PBH due to a curvature power spectrum peak $\mathcal{P}_{\mathcal{R}} \gtrsim 10^{-5}$, predict a n_s value that is smaller than the fiducial n_s value of a conventional α -attractor models. On the other hand, the tensor-to-scalar ratio, r , and the running of the scalar tilt, α_s , are found to be larger. The small n_s values, which are compatible with the Planck 2018 data at the 95% CL when the running is non negligible, place our models around the borderline of what present data allows and renders these models testable by the near future CMB probes.

7.2 The PBH mass range

The potential is constructed in such a way that a significant amplification of the power spectrum is achieved at small scales, that triggers the PBH production in the mass window

$$10^{-16} M_{\odot} \lesssim M_{\text{PBH}} \lesssim 10^{-14} M_{\odot}. \quad (82)$$

³We note that we have made the approximation of instantaneous gravitational collapse during the MD era.

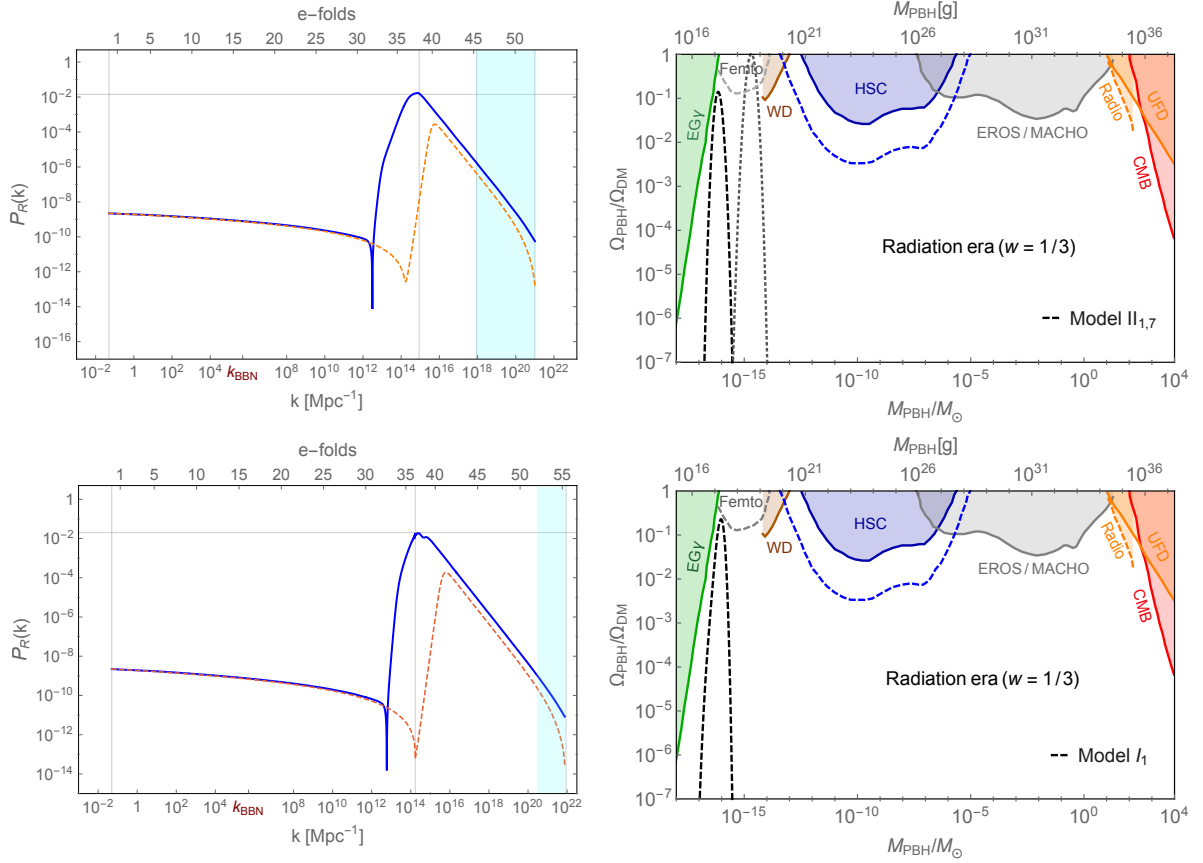


Figure 10: *Left panels:* The power spectra of the curvature perturbation for the Models II_1 and I_1 with $\mathcal{P}_{\mathcal{R}} \sim 10^{-2}$, examples # 7 and 2, see Tables 3, 4 and 5. The solid lines depict the power spectra calculated from the exact Mukhanov-Sasaki equation while the dashed lines depict the approximate expression (38). The cyan areas show the scales that reenter during reheating. For the parameters chosen the models II_2 and I_1 have a short reheating stage with $T_{\text{rh}} \simeq 6 \times 10^{10}$ GeV and $T_{\text{rh}} \simeq 6 \times 10^{13}$ GeV respectively. *Right panels:* The corresponding fractional abundance of PBHs is 0.1 and 0.15 respectively. In the upper right plot we have *added* the II_1 model, example #1, that yields fractional PBH abundance 0.81 (gray dotted curve), after the release of the paper [96].

The small mass window is selected by the requirement the n_s value to be compatible with the Planck data. We note that when the parameter α of the polynomial superpotential models changes similar results for the PBH abundance can be obtained for the same δ_c value. The main effect for $\alpha > 1$ is that values for the ϵ_1 larger than one, between the first slow-roll and the USR phase, are possible and hence a larger amplification of curvature power spectrum amplitude.

The PBH relic density is constrained by a synergy of astrophysical observations, that we outline next. Our results are obtained numerically using the master formulæ given by Eq. (53), (71) and (77). We choose the model parameters that maximize the $\Omega_{\text{PBH}}h^2$ and hence place our models in the observationally interesting edge of the allowed $(\Omega_{\text{PBH}}h^2, M_{\text{PBH}})$ contour region,

$$\frac{\Omega_{\text{PBH}}}{\Omega_{\text{DM}}} = \mathcal{O}(0.1). \quad (83)$$

During RD era the PBH abundance depends sensitively on the amplitude of the $\mathcal{P}_{\mathcal{R}}$ peak and the threshold density contrast parameter δ_c , whereas during MD era the PBH abundance is less sensitive on the amplitude of the power spectrum peak but it depends on the reheating temperature. For PBHs forming during MD, depending on the size of spin effects, a moderate peak $\mathcal{P}_{\mathcal{R}} \sim 10^{-5} - 10^{-4}$ in the power spectrum is adequate to generate a cosmologically significant abundance if the largest curvature perturbation mode \mathcal{R}_k reenters the horizon not long before the reheating of the universe. In this case the density of the PBH formed will have enough time to increase until the matter-radiation equality. In addition, if the pressureless reheating, or a modulus domination era continues for long after the reentry of the power spectrum peak, the PBH masses are shifted towards smaller values. Our consideration imply that the details of the transition between the reheating and the thermal radiation regime play an important rôle for the determination of the PBH abundance and deserves a thorough investigation.

7.2.1 Observational bounds on the abundance and the mass of the PBH

Turning now to the observational constraints on the $\Omega_{\text{PBH}}h^2$, there are actually several astrophysical and cosmological data that put bounds on the abundance and the mass of the (primordial) black holes. These bounds can be directly translated into constraints onto the shape of the primordial curvature power spectrum, $\mathcal{P}_{\mathcal{R}}$. The fact that makes it possible is that the evolution of the PBH masses via the accretion of matter is expected to be negligible. Apart from the luminous galactic center, dark matter populates the galactic halos where the matter density is too small to accrete into black holes of small mass and hence it is legitimate to claim that light halo BH, like those considered in this work, are indeed big-bang relics.

There are four kinds of direct observational constraints that apply on different PBH mass scales, depicted with the colored curves and areas in Figures 10, 11 and 12. We follow the color coding of Ref. [92]. The lighter PBH with mass less than 10^{17}g are expected to have a cosmological relevant lifetime due to the *Hawking radiation*. In the late universe, the PBH evaporation rate is constrained from the extra galactic gamma-ray background [91] (the area in green) and in the early universe from the big-bang nucleosynthesis [93]. Black holes of mass above 10^{17}g are subject to *gravitational lensing* constraints [94, 95, 97] (the areas in blue and gray)⁴. Also, black holes influence the trajectory and the *dynamics* of other astrophysical objects such as neutron stars and white dwarfs [98–102] (the area in orange) that constrain the abundance of black holes with mass from 10^{16} up to 10^{25}g . The *cosmic microwave background* constrains PBH with mass above 10^{33}g because the accretion of gas and the associated emission of radiation during the recombination epoch could affect the CMB anisotropies [103] (the area in orange). Recently it has been claimed that the CMB bounds on massive PBH may be relaxed due to uncertainties in the modeling of the relevant physical processes [6, 7, 32]. Finally, there

⁴The recent results of Ref. [96] remove the femtolensing constraints and we accordingly updated the plots

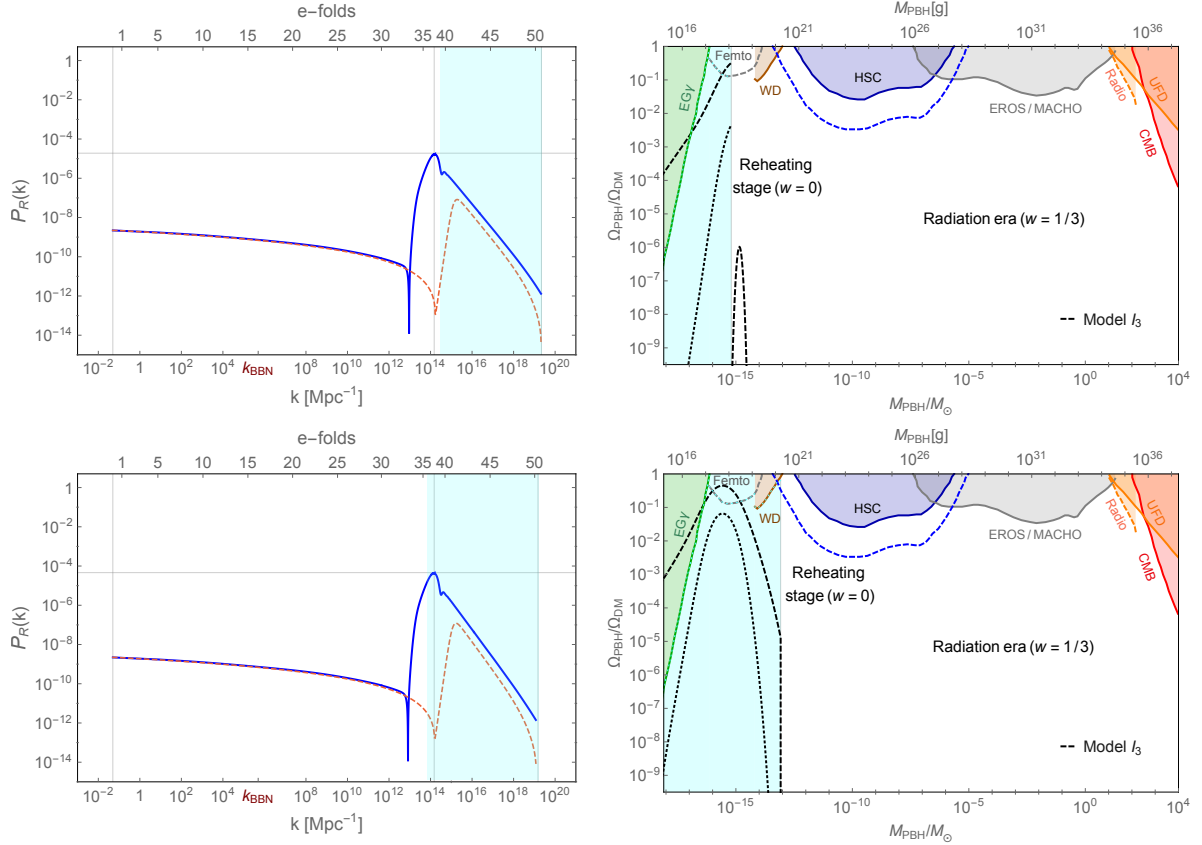


Figure 11: *Left panels:* The power spectra of the curvature perturbation for the Models I_3 with $\mathcal{P}_{\mathcal{R}} \sim 10^{-5}$, examples # 3 and 4 respectively, see Tables 4 and 6. The cyan areas show the scales that reenter during reheating. For the parameters chosen the upper model has a reheating temperature $T_{\text{rh}} \simeq 7 \times 10^6$ GeV and the lower $T_{\text{rh}} \simeq 2 \times 10^6$ GeV, so that the peak of the power spectrum enters about one e-fold after and one e-fold before reheating respectively. *Right panels:* The corresponding fractional abundance of PBHs, is 0.01 and 0.14 for the two models when spin effects are taken into account (dotted curves), since the variance for these models is $\sigma(k) < 0.005$ for k around the peak. If there is no spin the abundance is much larger (dashed curves). At the end of the reheating stage the $f_{\text{PBH,tot}}$ is estimated for radiation background with $w = 1/3$ which gives practically zero contribution; in the upper plot we took $\delta_c \sim 0.01$ to make the abundance peak in the RD era visible.

are indirect constraints from the *pulsar timing array* experiments on the gravitational waves associated with the formation of relatively massive PBH at the epoch of horizon entry.

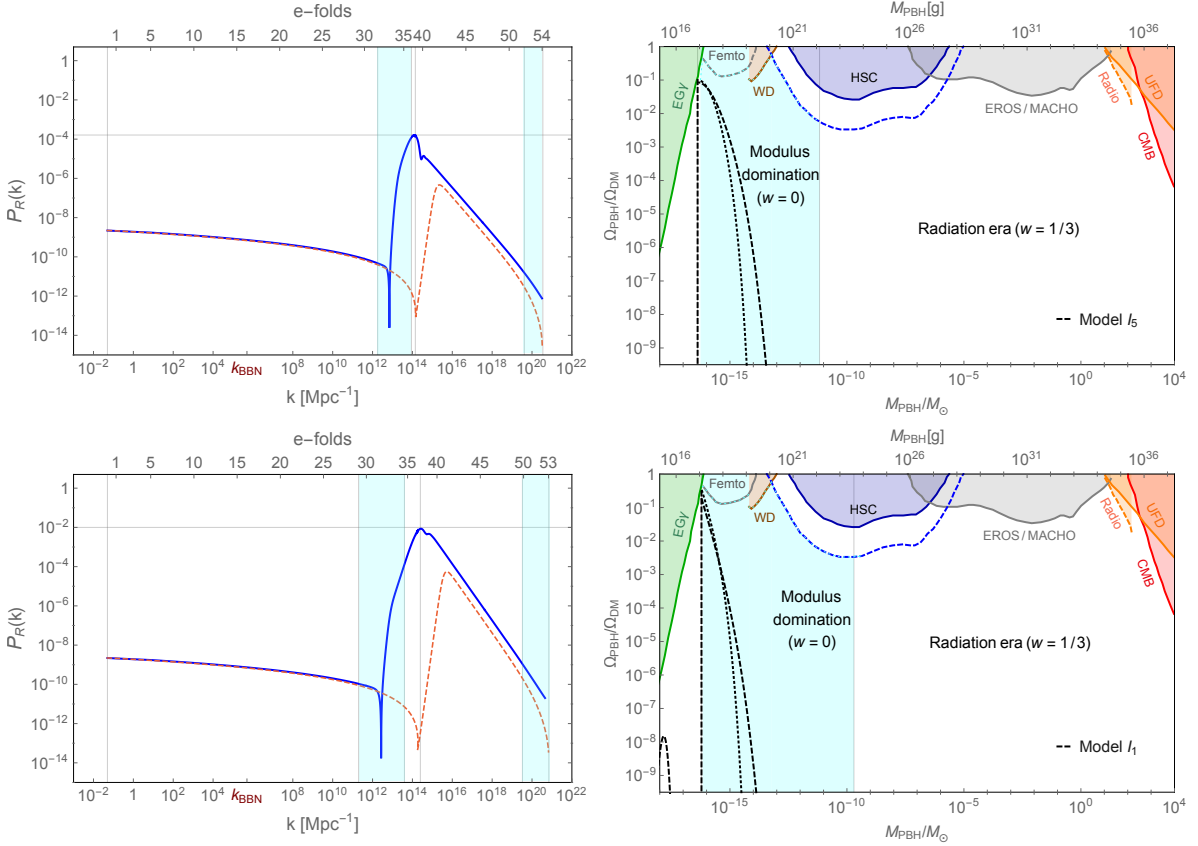


Figure 12: *Left panels*: The power spectra of the curvature perturbation for the Models I_5 and I_1 with $\mathcal{P}_{\mathcal{R}} \sim 10^{-4}$ and $\mathcal{P}_{\mathcal{R}} \sim 10^{-2}$ respectively, see Tables 4 and 7. The cyan areas show the scales that reenter during a modulus dominated era. For the parameters chosen the model I_5 has a reheating temperature $T_{\text{rh}} \simeq 4 \times 10^{13}$ GeV and the model I_1 $T_{\text{rh}} = 10^{13}$ GeV. A modulus dominates the energy density for 8 and 10 e-folds respectively that decays at about $T_{\text{rh}} \sim 10^4$ GeV. *Right panels*: The fractional PBH abundance for PBH formation during pressureless modulus domination stage (cyan area), 0.12 and 0.11 respectively. The variance for this model for k around the peak is $\sigma(k) > 0.005$ and spin affects can be neglected. The PBH mass peak is placed in smaller values due to late time modulus domination. In the lower panel, the power spectrum peak, though 10^{-2} in size, gives a negligible PBH abundance when dilution effects are included. Here, we took $\delta_c = 0.24$ to make the abundance peak during the RD era visible.

We note that the PBH the mass window $10^{-16} - 10^{-14} M_{\odot}$ that the models we studied predict is in accordance with recent searches for femtolensing effects caused by compact objects, when the presence of an extra DM component, composed of WIMP particles is considered [104]. Summarizing, the synergy of different cosmological and astrophysical surveys of large and small cosmic structures can provide us with information about the full shape of the inflationary potential. An appealing feature of the models described in this work is the fact that their predictions are going to be tested by multiple observational probes in the near future.

8 Conclusions

The Primordial Black Hole formation due to inflationary fluctuations has been attracting growing attention. Motivated by the substantial cosmological implications of such a hypothesis, in this paper we studied the Primordial Black Hole (PBH) production from inflationary α -attractors considering different scenarios for the postinflationary evolution of the universe. We

analyzed two general sort of models, labeled Models *I* and *II*, characterized respectively by polynomial superpotential and modulated chaotic potentials that feature trigonometric functions. The collapse of overdense region into PBH formation is triggered by a strong peak at the power spectrum at small scales $k \sim 10^{14} \text{ Mpc}^{-1}$. The peak is generated in small fields values, after roughly $N = 38$ e-folds of observable inflation, i.e far from the asymptotically flat regions of α -attractors, and it is this e-folds number that determines the spectral index value, n_s . We examined the PBH formation in backgrounds dominated by a pressureless matter and by thermal radiation. We found that PBH in the mass window $10^{-16} - 10^{-14} M_\odot$ (or $10^{17} - 10^{20} \text{ g}$, which corresponds to the mass range of small asteroids) can be produced with a cosmologically significant abundance, $\Omega_{\text{PBH}}/\Omega_{\text{DM}} = \mathcal{O}(0.1)$

A pressureless matter dominated era before BBN can be attributed to the postinflationary reheating stage necessary to pass to the thermal RD era. Moreover, in the framework of superconformal attractors and generally in supergravity and string theory the presence of late decaying scalar fields, such as moduli, is natural and can realize a postinflationary non-thermal phase. Actually, a non-thermal phase is welcome in many particle dark matter scenarios and an extra dark matter component is necessary to saturate the observed Ω_{DM} . Motivated by these considerations, in this work, we investigated the PBH formation during radiation, pressureless reheating and modulus dominated eras in a consistent way and our results are presented in Tables 5, 6 and 7 and in Figures 10, 11 and 12. We say consistent in the sense that the duration of the MD and RD eras, the reheating temperature, the PBH mass range and abundance are interrelated and explicitly determined by the inflationary stage itself.

The increase in the power spectrum is achieved by the rapid change of the Hubble flow parameters ϵ_1 , ϵ_2 and ϵ_3 in the region about the inflection point. The required amplitude of the power spectrum peak that yields a significant PBH abundance depends significantly on the background pressure that determines the process the primordial inhomogeneities collapse to form black holes. In particular for the RD era a significant abundance can be achieved after a delicate balance between the threshold parameter δ_c and the amplitude of the power spectrum peak. During MD era the absence or presence of angular momentum in the collapsing region is important for PBH formation. In addition, the reheating temperature of the universe is critical for the determination of the PBH abundance.

For PBHs forming during MD a moderate peak $\mathcal{P}_{\mathcal{R}} \sim 10^{-5} - 10^{-4}$ in the power spectrum is adequate to generate a cosmologically significant PBH abundance if the relevant curvature perturbation mode \mathcal{R}_k reenters the horizon not long before the reheating of the universe. In this case the density of the PBH formed will have enough time to increase until the matter-radiation equality. We also find that PBH mass range is shifted to smaller values compared to the RD era. The details of the transition between the reheating and the thermal radiation regime can play a crucial rôle for the determination of the PBH abundance and deserve a further investigation.

The prediction of the PBH relic density is very sensitive to the quantity $\beta(M_k)$ [38]. A key parameter is the ratio of the averaged production rate in the presence of diffusion and the production rate in the absence of diffusion, $e^{\Delta_{\text{qd}}} \equiv \langle \beta(M_k) \rangle / \beta(M_k)$ which has to be $|\Delta_{\text{qd}}| \lesssim 1$ in order the uncertainty in the PBH relic density estimation to be negligible. This is an interesting issue that we leave for a separate study.

The superconformal models lead to distinct cosmological predictions despite the flexibility in the choice of potentials, characteristic of the α -attractors. The superconformal attractors customized to generate PBH in the low-mass region predict a relatively small n_s value, and larger r and α_s values compared to the conventional inflationary α -attractor models. The n_s value is compatible with the Planck 2015 data at the 95 % CL. This improved Planck 2018 bounds further constrain our models and our predictions are placed in the borderline of what present data allows. This scenario is possible to be tested by the next generation CMB probes that aim at pinning down the scalar tilt value with per mil accuracy. Large values for the n_s will rule out this sort of models. Moreover, microlensing observational programs should be capable to search for PBH in the mass range predicted here and considerably constrain the

abundance. The current status is that the PBH mass window (82) is in accordance with recent searches for femtolensing effects caused by compact objects, even when the presence of an extra DM component composed of WIMP particles is considered [104].

The results of this work suggest that α -attractors provide a framework to implement PBH production in a mass range of cosmological and observational interest. We underline, nevertheless, that our analysis and results are general and can apply to any inflationary model that generates a peak in the power spectrum of the curvature perturbation capable to trigger PBH formation.

Note added

After the completion of this work the data from Planck 2018 [90] were released that increase the lower bound on the scalar tilt n_s . In addition the paper [96] appeared that removes the femtolensing constraints on the f_{PBH} . These new results have been taken into consideration in the current version of our paper and the relevant analysis, tables and figures have been updated accordingly.

Acknowledgments

This work is supported by the GSRT under the EDEIL/67108600. G.T. thanks Guillermo Ballesteros and Brian Powell for correspondence as well as the Bonn-Cologne Graduate School for Physics and Astronomy for the financial support during the completion of this project. Discussions with K. Dimopoulos, F. Farakos, J. Garcia-Bellido, A. Riotto, E. Ruiz Morales and S. Sibiryakov are kindly acknowledged. The work of I.D. is supported by the IKY Scholarship Programs for Strengthening Post Doctoral Research, co-financed by the European Social Fund ESF and the Greek government. He also thanks CERN-TH for hospitality. A.K. thanks the Cosmology group at the Département de Physique Théorique at the Université de Genève for the kind hospitality and financial support.

References

- [1] B. P. Abbott et al. [LIGO Scientific and Virgo Collaborations], Phys. Rev. Lett. **116**, 061102 (2016) [[gr-qc/1602.03837](#)].
- [2] B. J. Carr and S. W. Hawking, Mon. Not. Roy. Astron. Soc. **168**, 399 (1974).
- [3] P. Meszaros, Astron. Astrophys. **37**, 225 (1974).
- [4] B. J. Carr, Astrophys. J. **201**, 1 (1975).
- [5] I. D. Novikov, A.G. Polnarev, A. A. Starobinsky and Ya. B. Zeldovich, Astron. Astroph. **80**, 104 (1979).
- [6] S. Bird, I. Cholis, J. B. Muoz, Y. Ali-Hamoud, M. Kamionkowski, E. D. Kovetz, A. Raccanelli and A. G. Riess, Phys. Rev. Lett. **116**, no. 20, 201301 (2016) [[astro-ph.CO/1603.00464](#)].
- [7] S. Clesse and J. Garca-Bellido, Phys. Dark Univ. **15**, 142 (2017) [[astro-ph.CO/1603.05234](#)].
- [8] M. Sasaki, T. Suyama, T. Tanaka and S. Yokoyama, Phys. Rev. Lett. **117**, no. 6, 061101 (2016) [[astro-ph.CO/1603.08338](#)].
- [9] B. Carr, M. Raidal, T. Tenkanen, V. Vaskonen and H. Veerme, Phys. Rev. D **96**, no. 2, 023514 (2017) [[astro-ph.CO/1705.05567](#)].
- [10] M. Zumalacarregui and U. Seljak, [[astro-ph.CO/1712.02240](#)].
- [11] J. Garcia-Bellido, S. Clesse and P. Fleury, [[astro-ph.CO/1712.06574](#)]

- [12] M. Sasaki, T. Suyama, T. Tanaka and S. Yokoyama, [[astro-ph.CO/1801.05235](#)]
- [13] P. Ivanov, P. Naselsky and I. Novikov, Phys. Rev. D **50**, 7173 (1994).
- [14] J. García-Bellido, A.D. Linde and D. Wands, Phys. Rev. D **54** (1996) 6040 [[astro-ph/9605094](#)].
- [15] P. Ivanov, Phys. Rev. D **57**, 7145 (1998) [[astro-ph/9708224](#)].
- [16] L. Alabidi and K. Kohri, Phys. Rev. D **80** (2009) 063511 [[astro-ph.CO/0906.1398](#)].
- [17] M. Drees and E. Erfani, JCAP **1104** (2011) 005 [[hep-ph/1102.2340](#)].
- [18] M. Drees and E. Erfani, JCAP **1201** (2012) 035 [[astro-ph.CO/1110.6052](#)].
- [19] J. Garcia-Bellido and E. Ruiz Morales, Phys. Dark Univ. **18**, 47 (2017) [[astro-ph.CO/1702.03901](#)].
- [20] J.M. Ezquiaga, J. García-Bellido and E. Ruiz Morales, Phys. Lett. B **776**, 345 (2018) [[astro-ph.CO/1705.04861](#)].
- [21] K. Kannike, L. Marzola, M. Raidal and H. Veermäe, JCAP **1709**, no. 09, 020 (2017) [[astro-ph.CO/1705.06225](#)].
- [22] G. Ballesteros and M. Taoso, Phys. Rev. D **97**, no. 2, 023501 (2018) [[hep-ph/1709.05565](#)].
- [23] M. P. Hertzberg and M. Yamada, [[astro-ph.CO/1712.09750](#)].
- [24] M. Cicoli, V. A. Diaz and F. G. Pedro, [[hep-th/1803.02837](#)].
- [25] O. Özsoy, S. Parameswaran, G. Tasinato and I. Zavala, [[hep-th/1803.07626](#)].
- [26] T. J. Gao and Z. K. Guo, Phys. Rev. D **98**, no. 6, 063526 (2018) [[./arXiv:1806.09320](#) [[hep-ph](#)]]
- [27] M. Kawasaki, N. Sugiyama and T. Yanagida, Phys. Rev. D **57** (1998) 6050 [[hep-ph/9710259](#)].
- [28] M. Kawasaki, A. Kusenko, Y. Tada and T. T. Yanagida, Phys. Rev. D **94** (2016) no.8, 083523 [[astro-ph.CO/1606.07631](#)].
- [29] T. Kawaguchi, M. Kawasaki, T. Takayama, M. Yamaguchi and J. Yokoyama, Mon. Not. Roy. Astron. Soc. **388** (2008) 1426 [[astro-ph/0711.3886](#)].
- [30] S. Pi, Y. I. Zhang, Q. G. Huang and M. Sasaki, JCAP **1805** (2018) no.05, 042 [[astro-ph.CO/1712.09896](#)].
- [31] M. Kawasaki, N. Kitajima and T. T. Yanagida, Phys. Rev. D **87**, no. 6, 063519 (2013) [[hep-ph/1207.2550](#)].
- [32] B. Carr, F. Kuhnel and M. Sandstad, Phys. Rev. D **94**, 083504 (2016) [[astro-ph.CO/1607.06077](#)].
- [33] J. Garcia-Bellido, M. Peloso and C. Unal, JCAP 1612, no. **12**, 031 (2016) [[astro-ph.CO/1610.03763](#)].
- [34] B. Carr, T. Tenkanen and V. Vaskonen, Phys. Rev. D **96**, no. 6, 063507 (2017) [[astro-ph.CO/1706.03746](#)].
- [35] J. R. Espinosa, D. Racco and A. Riotto, Phys. Rev. Lett. **120**, 121301 (2018) [[hep-ph/1710.11196](#)].
- [36] J. R. Espinosa, D. Racco and A. Riotto, [[hep-ph/1804.07731](#)].
- [37] W. H. Kinney, Phys. Rev. D **72** (2005) 023515 [[gr-qc/0503017](#)].
- [38] M. Biagetti, G. Franciolini, A. Kehagias and A. Riotto, [[astro-ph.CO/1804.07124](#)].
- [39] J. M. Ezquiaga and J. Garca-Bellido, [[astro-ph.CO/1805.06731](#)].
- [40] G. Franciolini, A. Kehagias, S. Matarrese and A. Riotto, JCAP **1803** (2018) no.03, 016 [[astro-ph.CO/1801.09415](#)].
- [41] R. Kallosh and A. Linde, JCAP **1307** (2013) 002 [[hep-th/1306.5220](#)].
- [42] R. Kallosh and A. Linde, JCAP **1312** (2013) 006 [[hep-th/1309.2015](#)].
- [43] S. Cecotti and R. Kallosh, JHEP **1405** (2014) 114 [[hep-th/1403.2932](#)].
- [44] R. Kallosh, A. Linde and D. Roest, JHEP **1311**, 198 (2013) [[hep-th/1311.0472](#)].

- [45] R. Kallosh, A. Linde and D. Roest, Phys. Rev. Lett. **112** (2014) no.1, 011303 [[hep-th/1310.3950](#)].
- [46] R. Kallosh, A. Linde and D. Roest, JHEP **1408** (2014) 052 [[hep-th/1405.3646](#)].
- [47] R. Kallosh, [[hep-th/1402.0527](#)].
- [48] S. Ferrara and R. Kallosh, Phys. Rev. D **94**, no. 12, 126015 (2016) [[hep-th/1610.04163](#)].
- [49] R. Kallosh and A. Linde, JCAP **1011** (2010) 011 [[hep-th/1008.3375](#)].
- [50] D. Z. Freedman and A. Van Proeyen, “Supergravity,” Cambridge Univ. Pr. 2012, 607 p.
- [51] E. D. Stewart, Phys. Rev. D **51** (1995) 6847 [[hep-ph/9405389](#)].
- [52] D. Roest and M. Scalisi, Phys. Rev. D **92** (2015) 043525 [[hep-th/1503.07909](#)].
- [53] S. Ferrara, R. Kallosh, A. Linde and M. Porrati, Phys. Rev. D **88** (2013) no.8, 085038 [[hep-th/1307.7696](#)].
- [54] S. Ferrara and A. Kehagias, Subnucl. Ser. **52** (2017) 119 [[hep-th/1407.5187](#)].
- [55] A. A. Starobinsky, Phys. Lett. B **91** (1980) 99 [Phys. Lett. **91B** (1980) 99] [Adv. Ser. Astrophys. Cosmol. **3** (1987) 130].
- [56] P. A. R. Ade *et al.* [Planck Collaboration], Astron. Astrophys. **594**, A20 (2016) [[astro-ph.CO/1502.02114](#)].
- [57] P. A. R. Ade *et al.* [Planck Collaboration], Astron. Astrophys. **594**, A13 (2016) [[astro-ph.CO/1502.01589](#)].
- [58] S. M. Leach, M. Sasaki, D. Wands and A. R. Liddle, Phys. Rev. D **64** (2001) 023512 [[astro-ph/0101406](#)].
- [59] J. Martin, H. Motohashi and T. Suyama, Phys. Rev. D **87** (2013) no.2, 023514 [[astro-ph.CO/1211.0083](#)].
- [60] H. Motohashi, A. A. Starobinsky and J. Yokoyama, JCAP **1509**, no. 09, 018 (2015) [[astro-ph.CO/1411.5021](#)].
- [61] C. Germani and T. Prokopec, Phys. Dark Univ. **18**, 6 (2017) [[astro-ph.CO/1706.04226](#)].
- [62] K. Dimopoulos, Phys. Lett. B **775**, 262 (2017) [[hep-ph/1707.05644](#)].
- [63] H. Motohashi and W. Hu, Phys. Rev. D **96** (2017) no.6, 063503 [[astro-ph.CO/1706.06784](#)].
- [64] R. Kallosh, A. Linde and B. Vercnocke, Phys. Rev. D **90** (2014) no.4, 041303 [[hep-th/1404.6244](#)].
- [65] E. Silverstein and A. Westphal, Phys. Rev. D **78** (2008) 106003 [[hep-th/0803.3085](#)].
- [66] L. McAllister, E. Silverstein and A. Westphal, Phys. Rev. D **82** (2010) 046003 [[hep-th/0808.0706](#)].
- [67] R. Easther and R. Flauger, JCAP **1402** (2014) 037 [[astro-ph.CO/1308.3736](#)].
- [68] R. Flauger, L. McAllister, E. Pajer, A. Westphal and G. Xu, JCAP **1006** (2010) 009 [[hep-th/0907.2916](#)].
- [69] T. Kobayashi, O. Seto and Y. Yamaguchi, PTEP **2014** (2014) no.10, 103E01 [[hep-ph/1404.5518](#)].
- [70] A. A. Starobinsky, JETP Lett. **30** (1979) 682 [Pisma Zh. Eksp. Teor. Fiz. **30** (1979) 719].
- [71] V. F. Mukhanov and G. V. Chibisov, JETP Lett. **33** (1981) 532 [Pisma Zh. Eksp. Teor. Fiz. **33** (1981) 549].
- [72] W. H. Press and P. Schechter, Astrophys. J. **187**, 425 (1974).
- [73] J. C. Niemeyer and K. Jedamzik, Phys. Rev. Lett. **80** (1998) 5481 [[astro-ph/9709072](#)].
- [74] M. Shibata and M. Sasaki, Phys. Rev. D **60** (1999) 084002 [[gr-qc/9905064](#)].
- [75] I. Musco, J. C. Miller and A. G. Polnarev, Class. Quant. Grav. **26**, 235001 (2009) [[gr-qc/0811.1452](#)].
- [76] I. Musco and J. C. Miller, Class. Quant. Grav. **30** (2013) 145009 [[gr-qc/1201.2379](#)].
- [77] T. Harada, C. M. Yoo and K. Kohri, Phys. Rev. D **88** (2013) no.8, 084051 Erratum: [Phys. Rev. D **89** (2014) no.2, 029903] [[astro-ph.CO/1309.4201](#)].

- [78] C. Germani and I. Musco, [[astro-ph.CO/1805.04087](#)].
- [79] C. T. Byrnes, M. Hindmarsh, S. Young and M. R. S. Hawkins, [[astro-ph.CO/1801.06138](#)].
- [80] S. Young, C. T. Byrnes and M. Sasaki, JCAP **1407**, 045 (2014) [[gr-qc/1405.7023](#)].
- [81] M. Y. Khlopov and A. G. Polnarev, Phys. Lett. **97B** (1980) 383.
- [82] A. G. Polnarev and M. Y. Khlopov, Sov. Phys. Usp. **28** (1985) 213 [Usp. Fiz. Nauk **145** (1985) 369].
- [83] T. Helfer, D. J. E. Marsh, K. Clough, M. Fairbairn, E. A. Lim and R. Becerril, JCAP **1703** (2017) no.03, 055 [[astro-ph.CO/1609.04724](#)].
- [84] T. Harada, C. M. Yoo, K. Kohri, K. i. Nakao and S. Jhingan, Astrophys. J. **833** (2016) no.1, 61 [[astro-ph.CO/1609.01588](#)].
- [85] T. Harada, C. M. Yoo, K. Kohri and K. I. Nakao, Phys. Rev. D **96** (2017) no.8, 083517 [[gr-qc/1707.03595](#)].
- [86] A. R. Liddle and S. M. Leach, Phys. Rev. D **68** (2003) 103503 [[astro-ph/0305263](#)].
- [87] I. Dalianis and Y. Watanabe, JHEP **1802** (2018) 118 [[hep-ph/1801.05736](#)].
- [88] B. Carr, K. Dimopoulos, C. Owen and T. Tenkanen, [[astro-ph.CO/1804.08639](#)].
- [89] J. Georg and S. Watson, JHEP **1709** (2017) 138 [JHEP **1709** (2017) 138] [[./arXiv:1703.04825](#) [[astro-ph.CO](#)]]
- [90] Y. Akrami *et al.* [Planck Collaboration], [arXiv:1807.06211](#) [[astro-ph.CO](#)].
- [91] B. J. Carr, K. Kohri, Y. Sendouda and J. Yokoyama, Phys. Rev. D **94** (2016) no.4, 044029 [[astro-ph.CO/1604.05349](#)].
- [92] K. Inomata, M. Kawasaki, K. Mukaida, Y. Tada and T. T. Yanagida, Phys. Rev. D **96** (2017) no.4, 043504 [[astro-ph.CO/1701.02544](#)].
- [93] B. J. Carr, K. Kohri, Y. Sendouda and J. Yokoyama, Phys. Rev. D **81** (2010) 104019 [[astro-ph.CO/0912.5297](#)].
- [94] A. Barnacka, J. F. Glicenstein and R. Moderski, Phys. Rev. D **86** (2012) 043001 [[astro-ph.CO/1204.2056](#)].
- [95] H. Niikura *et al.*, [[astro-ph.CO/1701.02151](#)].
- [96] A. Katz, J. Kopp, S. Sibiryakov and W. Xue, “Femtolensing by Dark Matter Revisited,” [[arXiv:1807.11495](#) [[astro-ph.CO](#)]].
- [97] P. Tisserand *et al.* [EROS-2 Collaboration], Astron. Astrophys. **469** (2007) 387 [[astro-ph/0607207](#)].
- [98] F. Capela, M. Pshirkov and P. Tinyakov, Phys. Rev. D **87** (2013) no.2, 023507 [[astro-ph.CO/1209.6021](#)].
- [99] F. Capela, M. Pshirkov and P. Tinyakov, Phys. Rev. D **87** (2013) no.12, 123524 [[astro-ph.CO/1301.4984](#)].
- [100] T. D. Brandt, Astrophys. J. **824** (2016) no.2, L31 [[astro-ph.GA/1605.03665](#)].
- [101] P. W. Graham, S. Rajendran and J. Varela, Phys. Rev. D **92** (2015) no.6, 063007 [[hep-ph/1505.04444](#)].
- [102] D. Gaggero, G. Bertone, F. Calore, R. M. T. Connors, M. Lovell, S. Markoff and E. Storm, Phys. Rev. Lett. **118** (2017) no.24, 241101 [[astro-ph.HE/1612.00457](#)].
- [103] M. Ricotti, J. P. Ostriker and K. J. Mack, Astrophys. J. **680** (2008) 829 [[astro-ph/0709.0524](#)].
- [104] S. M. Boucenna, F. Kuhnel, T. Ohlsson and L. Visinelli, “Novel Constraints on Mixed Dark-Matter Scenarios of Primordial Black Holes and WIMPs,” [[hep-ph/1712.06383](#)].