

The kinematic Sunyaev–Zel’dovich effect of the large-scale structure (II): the effect of modified gravity

M. Roncarelli^{1,2*}, M. Baldi^{1,2,3} and F. Villaescusa-Navarro^{4,5,6}

¹Dipartimento di Fisica e Astronomia, Università di Bologna, viale Berti Pichat 6/2, I-40127 Bologna, Italy

²Istituto Nazionale di Astrofisica (INAF) – Osservatorio di Astrofisica e Scienza dello Spazio (OAS), via Gobetti 93/3, I-40127 Bologna, Italy

³Istituto Nazionale di Fisica Nucleare (INFN) - Sezione di Bologna, viale Berti Pichat 6/2, I-40127 Bologna, Italy

⁴Center for Computational Astrophysics, 160 Fifth Avenue, New York, NY 10010, USA

⁵Istituto Nazionale di Astrofisica (INAF) – Osservatorio Astronomico di Trieste, via Tiepolo 11, I-34131 Trieste, Italy

⁶Istituto Nazionale di Fisica Nucleare (INFN) – Sezione di Trieste, via Valerio 2, I-34127 Trieste, Italy

Accepted ??, Received ??, in original form ??

ABSTRACT

The key to understand the nature of dark energy relies in our ability to probe the distant Universe. In this framework, the recent detection of the kinematic Sunyaev-Zel’dovich (kSZ) effect signature in the cosmic microwave background obtained with the South Pole Telescope (SPT) is extremely useful since this observable is sensitive to the high-redshift diffuse plasma. We analyse a set of cosmological hydrodynamical simulation with 4 different realisations of a Hu & Sawicki $f(R)$ gravity model, parametrised by the values of $\bar{f}_{R,0} = (0, -10^{-6}, -10^{-5}, -10^{-4})$, to compute the properties of the kSZ effect due to the ionized Universe and how they depend on $\bar{f}_{R,0}$ and on the redshift of reionization, z_{re} . In the standard General Relativity limit ($\bar{f}_{R,0}=0$) we obtain an amplitude of the kSZ power spectrum of $\mathcal{D}_{3000}^{\text{kSZ}} = 4.1 \mu\text{K}^2$ ($z_{\text{re}}=8.8$), close to the $+1\sigma$ limit of the $\mathcal{D}_{3000}^{\text{kSZ}} = (2.9 \pm 1.3) \mu\text{K}^2$ measurement by SPT. This corresponds to an upper limit on the kSZ contribute from patchy reionization of $\mathcal{D}_{3000}^{\text{kSZ,patchy}} < 0.9 \mu\text{K}^2$ (95 per cent confidence level). Modified gravity boosts the kSZ signal by about 3, 12 and 50 per cent for $\bar{f}_{R,0} = (-10^{-6}, -10^{-5}, -10^{-4})$, respectively, with almost no dependence on the angular scale. This means that with modified gravity the limits on patchy reionization shrink significantly: for $\bar{f}_{R,0} = -10^{-5}$ we obtain $\mathcal{D}_{3000}^{\text{kSZ,patchy}} < 0.4 \mu\text{K}^2$. Finally, we provide an analytical formula for the scaling of the kSZ power spectrum with z_{re} and $\bar{f}_{R,0}$ at different multipoles: at $\ell = 3000$ we obtain $\mathcal{D}_{3000}^{\text{kSZ}} \propto z_{\text{re}}^{0.24} \left(1 + \sqrt{|\bar{f}_{R,0}|}\right)^{41}$.

Key words: methods: numerical – cosmic background radiation – cosmology: theory – large-scale structure of Universe.

1 INTRODUCTION

The origin of the accelerated expansion of the Universe has become a longstanding problem in cosmology and in theoretical physics in general: we are about to mark the 20th anniversary of the first detection (by means of the dimming of distant supernovae Riess et al. 1998; Schmidt et al. 1998; Perlmutter et al. 1999) of such pivotal discovery that shaped the development of a whole field of research, and that provided support and motivations for the design and funding of several challenging and costly observational enterprises to survey large portions of the sky, both from the ground (DES, LSST, HetDEX) and from space (Euclid, see Laureijs et al. 2011).

On the theoretical side, the past two decades have been char-

acterised by widespread efforts to provide a more solid and natural framework for the accelerated expansion with respect to the highly fine-tuned (and yet most economic) option of the cosmological constant Λ that characterises the current standard cosmological model. Possible alternative scenarios have attempted to invoke the slow roll of a light scalar field (known as Quintessence Wetterich 1988; Ratra & Peebles 1988) and its possible couplings to the matter sector (see e.g. Wetterich 1995; Amendola 2000; Amendola et al. 2008) as an explanation for the energy scale of the Dark Energy and for the relatively recent onset of the accelerated expansion, known as the *fine-tuning* and *coincidence* problems, respectively.

An alternative option amounts to considering possible deviations from the standard theory of gravity in the form of extensions to General Relativity (GR) that may result in an effective weakening of gravity at cosmological scales and late

* E-mail: mauro.roncarelli@unibo.it

cosmic epochs. Such approach, generally known as *Modified Gravity*, has been extensively explored over the past years (see e.g. Amendola et al. 2013) allowing to identify and classify a wide range of geometric theories of gravity that deviate from standard GR still providing healthy equations of motion and sensible cosmological evolutions. As any deviation from the predicted behaviour of GR within the Solar System is very tightly constrained by local tests of gravity (see e.g. Bertotti et al. 2003; Will 2006), all such theories must rely on some mechanism to recover standard GR within the local environment, which go under the general term of *screening* (see e.g. Khoury & Weltman 2004; Vainshtein 1972; Damour & Polyakov 1994; Hinterbichler & Khoury 2010; Nicolis et al. 2009). Unfortunately, when such constraining conditions are applied, most modified gravity theories still require a fine-tuned low energy scale to reproduce the observed background expansion history, thereby failing to ease the problems of the cosmological constant. Nonetheless, these scenarios still provide a theoretically consistent framework to test gravity on large scales and constrain possible deviations from the standard theory of GR. Besides the Solar System tests, the recent detection of the gravitational wave event GW170817 (Abbott et al. 2017) and of its electromagnetic counterpart has also severely constrained the landscape of possible modified gravity theories (see e.g. Baker et al. 2017; Sakstein & Jain 2017; Creminelli & Vernizzi 2017; María Ezquiaga & Zumalacárregui 2017) by ruling out with a single observation all modified gravity models featuring a non-negligible difference of the propagation velocities of electromagnetic and gravitational signals. After this selection, only a bunch of modified gravity scenarios can be still considered as viable candidates for an extension of GR at cosmological scales (see e.g. Fig. 2 in María Ezquiaga & Zumalacárregui 2017).

The most widely studied example of such models still passing the GW170817 scrutiny is given by $f(R)$ gravity (Buchdahl 1970), where the standard Ricci curvature term R in the Einstein-Hilbert Action is extended by an additional function $f(R)$:

$$S = \int d^4x \sqrt{-g} \left(\frac{R + f(R)}{16\pi G} + \mathcal{L}_m \right). \quad (1)$$

In equation (1) G is Newton’s gravitational constant, g is the determinant of the metric tensor $g_{\mu\nu}$, and \mathcal{L}_m is the Lagrangian density of all matter fields. The quantity $f_R \equiv df(R)/dR$ represents a new scalar degree of freedom that propagates as the carrier of an additional force. In the weak-field and quasi-static limit, this scalar field obeys an independent dynamic equation¹ (see Hu & Sawicki 2007):

$$\nabla^2 f_R = \frac{1}{3} (\delta R - 8\pi G \delta\rho), \quad (2)$$

where δR and $\delta\rho$ are the relative perturbations in the scalar curvature and matter density, respectively.

Different choices for the functional form of $f(R)$ in equation (1) may then lead to a large variety of effects on both the background expansion history of the Universe and the growth of its density perturbations, giving thus rise to possible characteristic observational signatures in the resulting large-scale structure (LSS) formation. Among the many ways to parameterise the variety of possible $f(R)$ forms, the most common approach (see Section 2

for a more detailed discussion) adopts the mean value of f_R at the present epoch, $\bar{f}_{R,0}$, as the key parameter to describe deviations from standard GR, and uses it as a reference to define observational constraints.

The wide range of diverse phenomenological effects that modified gravity models imprint on gravitating systems at different scales – from the dynamics of the Solar System to the expansion of the universe and the formation large-scale structures (see e.g. Lombriser 2014, for an excellent recent review on observational constraints on *Chameleon* modified gravity theories) – provide several complementary ways to constrain deviations from standard GR. In particular, $f(R)$ gravity is already quite tightly constrained by the properties of small-scale structures, from the size of the Solar System (see e.g. Hu & Sawicki 2007; Lombriser et al. 2014) to that of dwarf galaxies (see e.g. Jain & VanderPlas 2011; Jain et al. 2013; Vikram et al. 2013), with upper bounds on the scalar amplitude $|\bar{f}_{R,0}|$ of 8×10^{-7} and 1×10^{-7} , respectively. Despite these very tight constraints, $f(R)$ gravity models with larger $|\bar{f}_{R,0}|$ values still remain an interesting target for LSS phenomenology, as constraints on larger scales are significantly looser (see e.g. Lombriser 2014; Hu et al. 2016), and since including massive neutrinos in the LSS modelling significantly loosens the bounds (Baldi et al. 2014). Furthermore, simple extensions of the basic $f(R)$ scenario – e.g. by considering an effective decoupling of the scalar field from ordinary baryonic matter – would evade the tightest local bounds and be mostly constrained by LSS formation.

In addition to what already stated, potentially new constraints on $\bar{f}_{R,0}$ may be provided by the kinematic Sunyaev-Zeldovich (kSZ) effect of the LSS, i.e. the Doppler-shift induced on the cosmic microwave background (CMB) photons by the motion of free electrons along the line-of-sight. In fact, the kSZ effect is expected to receive significant contribution by high redshift gas and is affected by motions on all physical scales (see, e.g., Roncarelli et al. 2007; Battaglia et al. 2010; Shaw et al. 2012; Roncarelli et al. 2017), thus being potentially influenced by any type of modification of the gravitational force. This becomes particularly interesting after the first measurement of the amplitude of kSZ-driven temperature fluctuations at $\ell = 3000$ achieved by the South Pole Telescope (SPT) team. Thanks to the combination of the thermal Sunyaev Zel’dovich (tSZ) effect bispectrum from the SPT-SZ survey (800 deg²) with the full 2540 deg² SPT field, George et al. (2015) obtained a $> 2\sigma$ detection of the kSZ power spectrum amplitude, i.e. $\mathcal{D}_{3000}^{\text{kSZ}} = (2.9 \pm 1.3) \mu\text{K}^2$ (see also a previous measurement in a smaller area by Crawford et al. 2014). Considering that the LSS plasma at the epoch of reionization (EoR) is expected to provide a significant, albeit uncertain, contribution to the kSZ power (see, e.g., Iliev et al. 2007, 2014, and references therein), this value is sufficiently low to provide meaningful constraints on reionization models, despite the relatively large errors. In our previous work (Roncarelli et al. 2017) using hydrodynamical simulations we predicted a kSZ power spectrum amplitude of $\mathcal{D}_{3000}^{\text{kSZ}} = 4.0 \mu\text{K}^2$ from the ionized universe in the Λ CDM model (assuming cosmological parameters from Planck Collaboration XIII 2016). This translates into an upper limit on the contribution from “patchy” reionization of $\mathcal{D}_{3000}^{\text{kSZ,patchy}} < 1.0 \mu\text{K}^2$ (95 per cent C.L.), which is interestingly close to conservative predictions (see, e.g., Park et al. 2013) and, possibly, enough to rule out some of the most extreme models (see, e.g., Mesinger et al. 2012, 2013). In this scenario, modified gravity models are expected to increase the gas peculiar velocities with respect to the GR model, thus boosting the kSZ power, and making

¹ For the formulas presented in this section, we work in units where the speed of light is set to unity, $c = 1$.

it a new and potentially competitive probe.

This paper is the second in a series of works (following Roncarelli et al. 2017, Paper I, hereafter, on the effect of massive neutrinos) aimed at describing the properties of the *kSZ* effect from the LSS in different cosmological models beyond the standard Λ CDM. Here we present the first analysis of the *kSZ* effect signal derived from a set of cosmological hydrodynamical simulations that account for the effect of modified gravity with a state-of-the-art numerical code (MG-GADGET, Puchwein et al. 2013). Starting from the physical properties of the baryons in the simulations, we derive the *kSZ* signal by constructing Doppler b -parameter maps integrated in the past light-cone from $z = 0$ down to the EoR, and compute the amplitude of the power spectrum ($1000 < \ell < 20000$) in the standard GR case and assuming different values of $\bar{f}_{R,0}$. We also study the degeneracy between z_{re} (the redshift at which reionization occurs) and $\bar{f}_{R,0}$ and, by comparing our predictions with the results of George et al. (2015), we derive upper limits on $\mathcal{D}_{3000}^{\text{kSZ,patchy}}$ in different modified gravity scenarios.

This manuscript is organised as follows. In the next section we review the main definitions of modified gravity adopted for our work. In Section 3 we describe our simulations and our modelling of the *kSZ* effect. We discuss in Section 4 our results and draw our conclusions in Section 5.

2 BASIC DEFINITIONS OF MODIFIED GRAVITY THEORY

Here we review the main definitions of the modified gravity formalism adopted in our work, together with the definition of $\bar{f}_{R,0}$. For a more detailed description of this class of models, we remand the reader to some excellent reviews on the subject (e.g. Sotiriou & Faraoni 2010; De Felice & Tsujikawa 2010).

As stated above, in order to pass observational tests and reproduce the observed expansion history the choice of the functional form of $f(R)$ must fulfil some specific constraints. The most widely studied case for such constrained $f(R)$ functions is represented by the form (Hu & Sawicki 2007):

$$f(R) = -m^2 \frac{c_1 \left(\frac{R}{m^2}\right)^n}{c_2 \left(\frac{R}{m^2}\right)^n + 1}, \quad (3)$$

where $m^2 \equiv H_0^2 \Omega_M$ is a mass scale while c_1 , c_2 , and n are non-negative constant free parameters of the model. The choice of equation (3) has the appealing feature of allowing to recover with arbitrary precision the expansion history of a Λ CDM cosmology by choosing $c_1/c_2 = 6\Omega_\Lambda/\Omega_M$ under the condition $c_2(R/m^2)^n \gg 1$, so that the scalar field f_R takes the approximate form:

$$f_R \approx -n \frac{c_1}{c_2} \left(\frac{m^2}{R}\right)^{n+1}. \quad (4)$$

In the present work we will restrict our analysis to models with $n = 1$, so that c_2 remains the only free parameter which can be also expressed in terms of the mean value of the scalar degree of freedom at the present epoch, $\bar{f}_{R,0}$. We will then define our $f(R)$ cosmologies by their $\bar{f}_{R,0}$ value in the following.

In $f(R)$ gravity, the dynamical gravitational potential Φ corresponding to the time-time metric perturbation obeys the equation (Hu & Sawicki 2007; Winther et al. 2015):

$$\nabla^2 \Phi = \frac{16\pi G}{3} a^2 \delta\rho - \frac{1}{6} a^2 \delta R, \quad (5)$$

which can be rewritten as:

$$\nabla^2 \Phi = \nabla^2 \Phi_N - \frac{1}{2} \nabla^2 f_R \quad (6)$$

where Φ_N is the standard Newtonian potential. From equation (6) it follows that the total gravitational force in $f(R)$ gravity is dictated by a modified potential $\Phi = \Phi_N - \frac{1}{2} f_R$ (while the lensing potential Ψ – i.e. the space-space perturbation of the metric tensor – is not affected by the modification of gravity).

The fifth-force – proportional to ∇f_R – is suppressed for scales larger than the Compton wavelength of the field, which is given by

$$\lambda_C = a^{-1} \sqrt{3df_R/dR} = a^{-1} \sqrt{6|f_{R,0}| \frac{R_0^2}{R^3}}. \quad (7)$$

This sets a maximum scale for the effects of the modification of gravity, thereby introducing a scale dependence in the model. Additionally, due to the nonlinear dependence of δR on f_R , the theory exhibits the so-called *Chameleon* screening mechanism (Khoury & Weltman 2004): the Compton wavelength λ_C shrinks (or equivalently the scalar field mass $m_{f_R} \sim 1/\lambda_C$ increases) in high-density environments, where the fifth-force propagation is then confined to arbitrarily short distances. This provides a mechanism to evade Solar System constraints on gravity (see e.g. Will 2006; Bertotti et al. 2003; Lombriser 2014).

3 MODELLING THE EFFECT OF $F(R)$ ON THE *KSZ* SIGNAL

3.1 The hydrodynamical simulations

As mentioned above, for our simulations we have used the MG-GADGET code (Puchwein et al. 2013), a modified version of GADGET-III (Springel 2005) that includes the effects of the modified potential and its associated *Chameleon* screening mechanism. MG-GADGET solves equation (2) for a generic density field produced by a set of discrete particles by means of a Newton-Gauss-Seidl iterative scheme, and computes the total force on each particle via equation (5) by including the curvature perturbation δR (derived according to equation 2) in the gravitational source term. We refer the interested reader to the MG-GADGET code paper (Puchwein et al. 2013) for an extended presentation of the numerical implementation.

In the present work we will consider 4 different hydrodynamical simulations, whose characteristics are summarized in Table 1. The parameters have been chosen to mimic exactly the configuration of our first simulation set of Paper I (dubbed N0, N15, N30 and N60) on the effect of massive neutrinos, to allow for a direct comparison. Besides the GR simulation, that corresponds to the standard Λ CDM scenario ($\bar{f}_{R,0}=0$), we run three other simulations, dubbed FR-6, FR-5 and FR-4, with $\bar{f}_{R,0} = (-10^{-6}, -10^{-5}, -10^{-4})$, respectively. While the largest of these values is already ruled out (see Section 1) by other probes (even though it was never tested before using the *kSZ* effect alone, as we will do in our analysis) the other models considered in the present work are still marginally consistent with the most recent observational constraints and are widely employed by the community to test $f(R)$ gravity phenomenology.

Our simulations evolve a periodic distribution of 512^3 CDM particles and an equal number of baryonic particles, in a cosmological box of $240 h^{-1}$ Mpc per side, from a starting redshift of $z_i = 99$. Initial conditions have been generated by displacing particles from

Table 1. Parameter values of our set of simulations. First column: simulation name. Second column: comoving box size, in h^{-1} Mpc. Third column: total number of particles (DM + baryons). Fourth and fifth column: masses of the DM and baryonic particles, respectively, in units of $10^9 h^{-1} M_\odot$. Sixth column: value of $\bar{f}_{R,0}$. All simulations assume a flat cosmology with $\Omega_\Lambda = 0.6866$, $\Omega_m = \Omega_{\text{CDM}} + \Omega_b = 0.3134$, $\Omega_b = 0.049$, $H_0 = 67$ km/s/Mpc ($h = 0.67$), $n_s = 0.96$ and $A_s = 2.13 \times 10^{-9}$ (corresponding to $\sigma_8 = 0.834$ at $z=0$ for the GR simulation). The physical scheme assumed for the baryonic component includes radiative cooling, UV background and star formation following the ‘quick-Lyman- α ’ method (see text for details). These parameters are defined so that the GR simulation matches the N0 simulation of Paper I.

Simulation	L_{box} (h^{-1} Mpc)	N_p	$m_{p,\text{cdm}}$ ($10^9 h^{-1} M_\odot$)	$m_{p,b}$	$\bar{f}_{R,0}$
GR	240	2×512^3	7.56	1.40	0
FR-6	240	2×512^3	7.56	1.40	-10^{-6}
FR-5	240	2×512^3	7.56	1.40	-10^{-5}
FR-4	240	2×512^3	7.56	1.40	-10^{-4}

a homogeneous cartesian grid according to the Zel’dovich approximation (Zel’dovich 1970) in order to obtain a random realisation of the linear matter power spectrum computed with the public Boltzmann code CAMB (Lewis et al. 2000) for the set of cosmological parameters summarised in the caption of Table 1. As the effects of Modified Gravity are fully screened in the high-redshift Universe by the high background density, no modification is needed in such procedure to generate initial conditions for the $f(R)$ gravity simulations. Thus, all our simulations use exactly the same starting configuration at $z_i = 99$, and evolve according to different gravity theories from then on. CDM particles are treated as a collisionless fluid, conversely the thermo- and hydrodynamics of baryons is modelled through the Smoothed Particle Hydrodynamics (SPH) scheme included in GADGET-III. Besides adiabatic hydrodynamical forces, the treatment of SPH particles employs the simplified ‘quick-Lyman- α ’ approach (Viel et al. 2005) that amounts to convert into a collisionless star particle every gas particle with density contrast above 1000 and temperature below 10^5 K. Such treatment is much less numerically demanding compared to more sophisticated implementations of star formation and feedback mechanisms, but is largely sufficient for the purposes of the present work.

Since it does not depend directly on gas temperature (see details in Section 3.3), the kSZ effect of the ionised universe is weakly dependent by the details of the feedback mechanisms affecting the baryonic component (see, e.g., Roncarelli et al. 2007; Trac et al. 2011; Shaw et al. 2012, and discussions therein), unlike, for instance, the X-ray emission or the tSZ effect. When modelling the kSZ effect with hydrodynamical simulations one has to face two main challenges: (i) accounting for the amount of baryons that does not reside in the diffuse ionised state (mainly stars) and (ii) sampling a cosmological volume big enough to sample the large-scale velocity modes. In this work we use the same approach adopted in Paper I: we refer the interested reader to its Section 4 for the details of the implementation and for the relative tests with specific hydrodynamical simulations used to quantify the systematics. We summarise here the main points.

(i) We compute the star mass fraction as a function of redshift in our simulation volumes, $f_{*,\text{sim}}(z)$, shown in Fig. 1. Since our

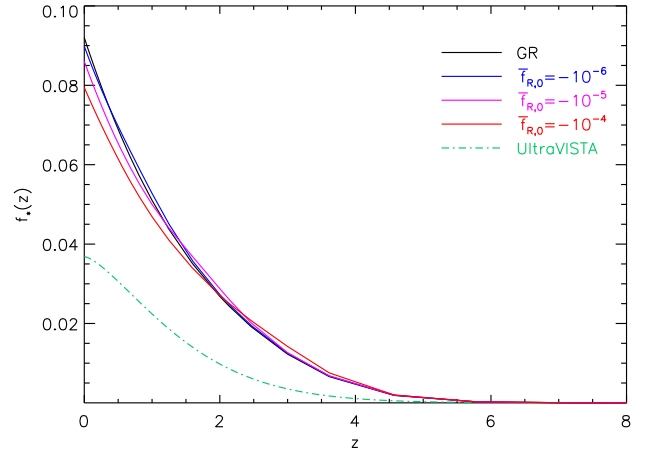


Figure 1. Global star mass fraction (ρ_*/ρ_b) in the whole box volume as a function of redshift for our set of four simulations (solid lines), with $\bar{f}_{R,0} = (0, -10^{-6}, -10^{-5}, -10^{-4})$ shown in black, blue, magenta and red, respectively. The green dot-dashed line is derived from the cosmic stellar mass density estimated by Ilbert et al. (2013).

cooling scheme is known to overpredict this quantity, we take as a reference the cosmological star mass fraction, $f_{*,\text{obs}}(z)$, derived by Ilbert et al. (2013) with UltraVISTA data and correct the density of our SPH particles in the following way:

$$\rho_g(z) = \rho_{g,\text{sim}}(z) \left[\frac{1 - f_{*,\text{obs}}(z)}{1 - f_{*,\text{sim}}(z)} \right]. \quad (8)$$

As it can be seen from the plot in Fig. 1, this corresponds to correcting the density by ~ 1 per cent at $z = 3$ and ~ 5 per cent at $z = 0$. We have shown in Paper I that this approach allows to correct the kSZ signal mimicking the desired star formation history without introducing significant systematics (less than 5 per cent at $\ell < 5000$).

(ii) Given the limited volume of our simulations, we need to correct for the missing velocity power on scales larger than our box size of $240 h^{-1}$ Mpc. By adopting an approach similar (albeit slightly more conservative) to Iliev et al. (2007), we have shown in Paper I (Section 4) that we need to increase the amplitude of the kSZ power computed from our simulations by 25 per cent² in order to account for the missing velocity power. Since this paper has its main focus in studying the impact of modified gravity on the kSZ effect, we stress that the results presented here on the relative difference between our 4 simulations do not depend on this correction. However, this point clearly becomes crucial when comparing our results with SPT data, as we do in Section 4.

3.2 Light-cone construction

The study of the kSZ properties requires a full light-cone reconstruction, accounting for the integrated signal up to the EoR (see Section 3.3). Here we review our method described also in Paper I and already adopted in our previous works (Roncarelli et al. 2006, 2007, 2010, 2012, 2015).

² In Paper I we quoted the value of 20 per cent, referring to the missing power with respect to the total one: this actually corresponds to increase by 25 per cent the simulations results.

We stack the simulation outputs along the line of sight up to $z = 15$, enough to account for the most conservative upper limits in z_{re} . With our cosmology, this corresponds to a comoving distance of $7022h^{-1}$ Mpc. The positions of the SPH particles inside each volume are randomized to avoid the repetition of the same structure inside the field of view (see details in Paper I). The randomization process is implemented using the same random seed for all simulations. Since they also share the phases of the initial conditions, this ensures that the volumes enclosed by the light-cones reproduce an identical realization of the same structures, albeit with different $\bar{f}_{R,0}$, thus eliminating the effect of cosmic variance in the relative differences. By varying the initial random seed, we generate 50 light-cone realizations for each simulation: this allows to enhance the statistical robustness of our final results.

3.3 The kSZ effect model

The kSZ effect (Sunyaev & Zeldovich 1970; Ostriker & Vishniac 1986; Vishniac 1987) is the Doppler shift in the CMB spectrum induced by the peculiar velocity of the free electrons of the LSS. Unlike for its thermal counterpart, the shift, ΔT , in the observed CMB temperature is the same at all frequencies: for a given direction, identified by the unit vector $\hat{\boldsymbol{\nu}}$, one has

$$\Delta T(\hat{\boldsymbol{\nu}}) = -b(\hat{\boldsymbol{\nu}})T_{\text{CMB}}, \quad (9)$$

where T_{CMB} is the CMB temperature and $b(\hat{\boldsymbol{\nu}})$ is the Doppler b -parameter, defined as

$$b(\hat{\boldsymbol{\nu}}) \equiv \frac{\sigma_{\text{T}}}{c} \int_0^{z_{\text{re}}} \frac{d\chi}{dz} \frac{dz}{1+z} e^{-\tau(z)} n_{\text{e}} \mathbf{v}_{\text{e}} \cdot \hat{\boldsymbol{\nu}}. \quad (10)$$

In the previous equation c is the vacuum light speed and σ_{T} the Thomson cross-section. The intergalactic medium (IGM) physical properties enter in the integral along the comoving coordinate χ , with n_{e} and \mathbf{v}_{e} being the number density and the proper velocity of the electrons, respectively. Finally, the Thomson optical depth, τ , is given by:

$$\tau(z) \equiv \sigma_{\text{T}} \int_0^z \frac{d\chi}{dz'} \frac{dz'}{1+z'} n_{\text{e}}(z'). \quad (11)$$

As already done in Paper I, in order to compute equation (10) from our GADGET-III simulations, we apply the following equation:

$$b(\hat{\boldsymbol{\nu}}) = \frac{\sigma_{\text{T}} X x_{\text{e}}}{c m_{\text{p}}} \int_0^{z_{\text{re}}} \frac{d\chi}{dz} \frac{dz}{1+z} e^{-\tau(z)} \rho_{\text{g}} \mathbf{v}_{\text{g}} \cdot \hat{\boldsymbol{\nu}}, \quad (12)$$

where $X = 0.76$ is the cosmological hydrogen mass fraction, $x_{\text{e}} \simeq 1.16$ is the electron-to-proton ratio and m_{p} the proton mass. As said in Section 3.1, to account for the fraction of baryons that are not ionised, we correct the value of the gas mass density, ρ_{g} , with equation (8).

3.4 The mapping procedure

The kSZ physical model described in Section 3.3 and the light-cone geometry defined in Section 3.2 are employed to create a set of b -parameter maps, that are then used to compute our results. Here we summarize the main points of our method.

For a given SPH particle, the physical variables provided by MG-GADGET that are relevant for the kSZ effect are its mass, m_i , its peculiar velocity, \mathbf{v}_i , and its smoothing length, h_i . In addition, its 3D position in the light-cone determines its sky coordinate $\hat{\boldsymbol{\nu}}_i$ that

is used both to place it in the map and to determine its radial velocity component $v_{r,i} \equiv \mathbf{v}_i \cdot \hat{\boldsymbol{\nu}}_i$. After selecting all the particles whose ‘SPH-sphere’, i.e. the sphere with radius h_i , intersects the light-cone, their integrated b -parameter is computed with the following formula:

$$B_i = \frac{X \sigma_{\text{T}} x_{\text{e}}}{m_{\text{p}} c d_{A,i}^2} e^{-\tau(z_i)} m_i v_{r,i}, \quad (13)$$

being $d_{A,i}$ the angular diameter distance from the observer, and z_i the corresponding cosmological redshift, used to compute $\tau(z_i)$ with equation (11). Finally, equation (12) is converted into a discrete sum over all the values of B_i , that are distributed in the map pixels exploiting the SPH mathematical formalism to ensure both the accuracy and the computational performance of the calculation³.

For our purposes, we compute maps of 1.8° per side: at $z = 15$ the corresponding transverse comoving distance is $221h^{-1}$ Mpc, so that our box size of $240h^{-1}$ Mpc fully encloses the field of view. Each map is 1024 pixels per side, corresponding to an angular resolution of 6.33 arcsec. The mapping procedure is repeated for the 50 light-cones and for the full set of simulations. Moreover, we compute separately the contribution to each b -parameter map into 20 logarithmically equi-spaced redshift bins, by varying the limits in the integral of equation (12). On the whole this makes a total of 1000 b -parameter maps for each simulation.

4 RESULTS

4.1 Global properties of the Doppler b -parameter

We show in Fig. 2 the b -parameter maps for our 4 simulations with $\bar{f}_{R,0} = (0, -10^{-6}, -10^{-5}, -10^{-4})$. The maps have been obtained from the same light-cone and considering $z_{\text{re}} = 8.8$, i.e. the nominal value as measured by Planck Collaboration XIII (2016). Coherently with our analysis of Paper I, the typical values are of the order of $|b| \approx 10^{-6}$, enough to induce CMB temperature increments or decrements of several μK (see equation 9). The map peaks, associated to galaxy clusters, can reach values an order of magnitude larger. The larger modes of the size of ~ 10 arcmin are connected to coherent motions in the LSS.

The effect of the different values of $\bar{f}_{R,0}$ is not evident by eye. In order to highlight these differences, we show in Fig. 3 the distribution of pixel values computed for the 4 models from the full 50 light-cones (i.e. a total of 5.2×10^7 pixels each). It is clear that the effect of $f(R)$ models is to increase the chance of larger b -parameter values: qualitatively this is expected, since the enhancement of the gravitational force with respect to the standard GR model has a direct impact on the velocity field. The effect increases for larger absolute values of $\bar{f}_{R,0}$.

We fit all the 4 distributions with a Gaussian curve, with fixed normalization and with mean and dispersion, σ_b , as free parameters. The results for the values of σ_b , shown in the top right corner of Fig. 3, range from 1.27×10^{-6} for the GR model to 1.43×10^{-6} for $\bar{f}_{R,0} = -10^{-4}$. We have verified empirically that the scaling of σ_b with $\bar{f}_{R,0}$ well follows a power-law form of this type:

$$\sigma_{b,\bar{f}_{R,0}} = \sigma_{b,\text{GR}} \left(1 + \sqrt{|\bar{f}_{R,0}|}\right)^{12.5}, \quad (14)$$

³ The interested reader may refer to Ursino et al. (2010) for the details of the numerical implementation of the SPH mapping procedure.

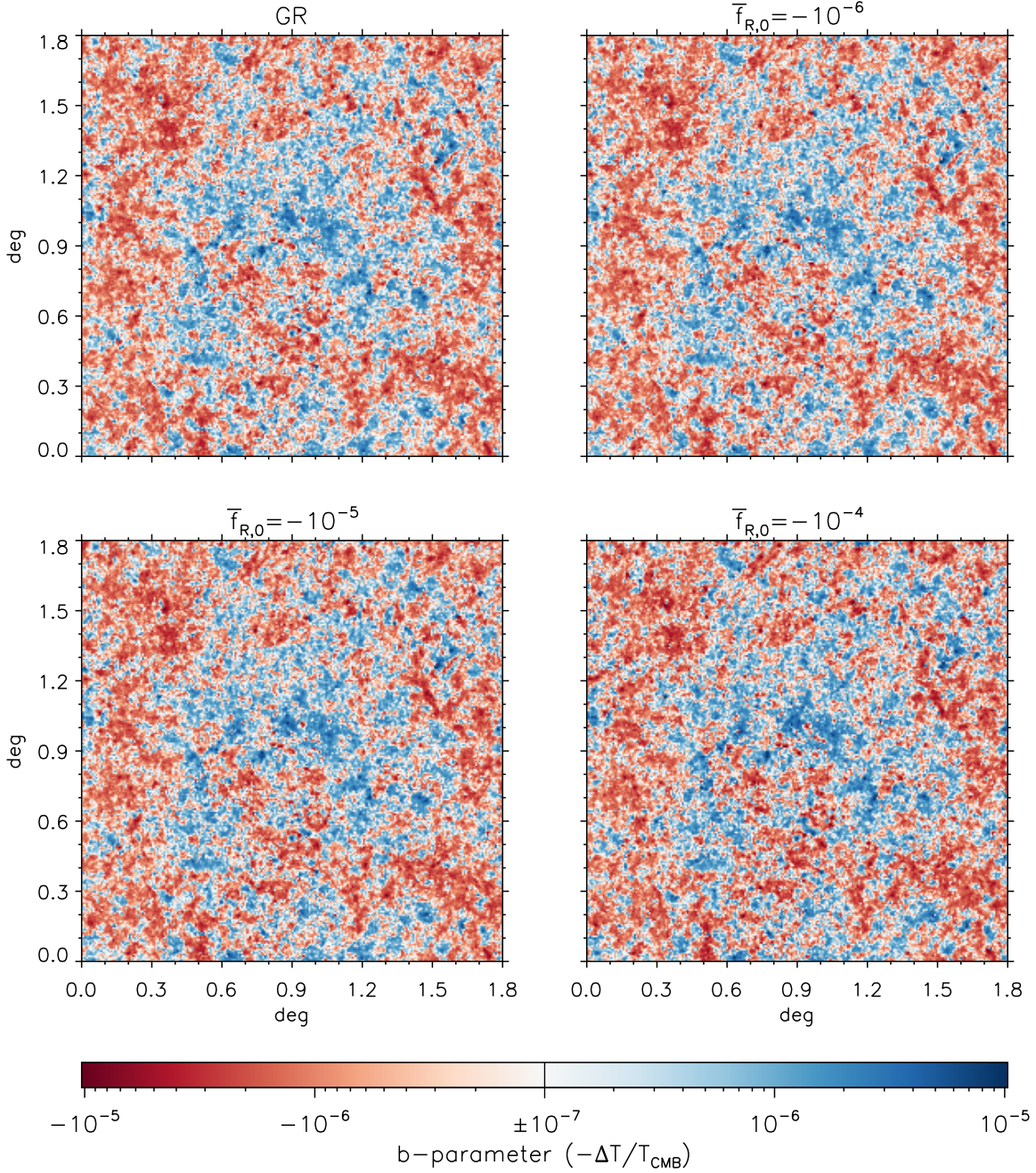


Figure 2. Maps of the b -parameter as a function of $\bar{f}_{R,0}$. Each map is 1.8° per side with a resolution of 6.33 arcsec (1024^2 pixels) and represents the signal integrated from $z = 0$ to $z_{\text{re}} = 8.8$ for the same light-cone assuming general relativity ($\bar{f}_{R,0} = 0$, top-left) and $\bar{f}_{R,0} = (-10^{-6}, -10^{-5}, -10^{-4})$ (top-right, bottom-left and bottom-right, respectively). The color scale indicates in red the sky regions where, on average, the gas is approaching the observer ($b < 0$ and increase of observed CMB temperature), and in blue where the gas is receding ($b > 0$ and decrease of observed CMB temperature).

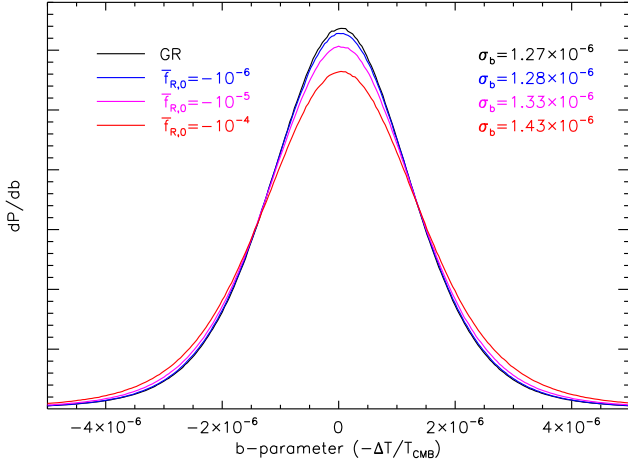


Figure 3. Probability distribution function of the b -parameter for different values of $\bar{J}_{R,0}$. Each curve is computed for the whole set of 50 light cones (i.e. 50 sets of maps like the ones shown in Fig. 2) with signal integrated up to $z_{re}=8.8$ and pixels of 6.33 arcsec per side. The color coding is the same as in Fig. 1. On the top right corner we show the standard deviation of the best-fitting Gaussian distribution of each curve.

where $\sigma_{b,GR}$ is the value for the GR model. As we will show in Section 4.2, the dependence with $(1 + \sqrt{|\bar{J}_{R,0}|})$ does not describe only the scaling of σ_b , but works well also to trace the variations of the kSZ power spectrum amplitude. Since this is the attempt to define the scaling of an observational quantity in $f(R)$ models, a possible interesting test would be to verify if a formula of this type works also with other important physical or observational quantities, such as the halo mass function or the tSZ effect power spectrum. Since this goes beyond the scope of the present paper, we leave this for future works.

4.2 The kSZ effect power spectrum

In order to compare our results with the SPT measurement by George et al. (2015) we need to calculate the amplitude of the angular power spectrum of temperature fluctuations induced by the kSZ effect as a function of the multipole ℓ . We do so by converting our b -parameter into ΔT maps with equation (9) and by applying a Fast Fourier Transform in the flat-sky approximation (see the detailed explanation in Roncarelli et al. 2007). Following Crawford et al. (2014), we express the results in terms of

$$\mathcal{D}_\ell \equiv \frac{\ell(\ell+1)C_\ell}{2\pi}, \quad (15)$$

where C_ℓ is the definition of power spectrum of temperature fluctuations normally adopted in CMB analyses.

The results of the kSZ power spectrum amplitude as a function of ℓ for our 4 models and assuming $z_{re}=8.8$ are shown in Fig. 4 (solid lines). Overall the shape of the power spectrum is the same for all models, with an increase from $\ell=1000$ to 6000 followed by an almost flat “plateau”: this is consistent with our previous results in Paper I and in Roncarelli et al. (2007). As expected, the effect of modified gravity is to boost the kSZ power: this enhancement is 2–3 per cent for the FR-6 model, 10–15 per cent for the FR-5, up to about 50 per cent for the FR-4. Interestingly, the effect of $f(R)$ appears to be scale-independent, i.e. the relative differences

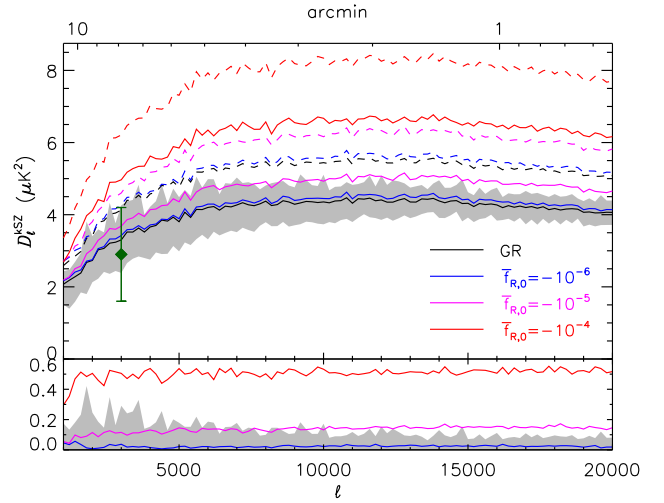


Figure 4. Top panel: angular power spectrum of temperature fluctuations associated with the kSZ effect ($\mathcal{D}_\ell^{\text{kSZ}}$) as a function of the multipole ℓ for different values of $\bar{J}_{R,0}$. The curves are computed by averaging over the full set of 50 light-cones (a total of 162 deg²) and consider the signal integrated up to $z_{re}=8.8$. The color coding is the same as in Fig. 1. The grey-shaded area encloses the central 34 light-cones (68 per cent of the total) for the GR model ($\bar{J}_{R,0}=0$) only. Solid lines indicate values derived directly from the maps, dashed lines account for the 20 per cent correction due to the limited box size. The green diamond with error bars shows the measurement of $\mathcal{D}_{3000}^{\text{kSZ}} = (2.9 \pm 1.3) \mu\text{K}^2$ by George et al. (2015). Bottom panel: relative differences with respect to the GR model.

do not depend on ℓ . On the other hand, the effect of massive neutrinos discussed in Paper I showed a clear dependence on the angular scale, decreasing in intensity for larger ℓ , thus providing a potential method to remove the degeneracies between the two effects. In fact, it is now well known that $f(R)$ gravity and massive neutrinos are strongly degenerate with each other, so that specific combinations of their characteristic parameters (namely $\bar{J}_{R,0}$ and Σm_ν) may be hardly distinguishable from the standard ΛCDM model for a wide range of basic cosmological observables (see e.g. He 2013; Baldi et al. 2014; Motohashi et al. 2013; Wright et al. 2017) and more sophisticated statistics are needed to disentangle their effects (see e.g. the recent outcomes of Peel et al. 2018).

Apart from relative differences, a comparison with observational results requires to apply the correction due to the limited simulation volume detailed in Section 3.1, that we estimate in an increase of 25 per cent. The corresponding curves with this corrections are shown with dashed lines in Fig. 4. Most importantly, we predict a value of $\mathcal{D}_{3000}^{\text{kSZ}} = 4.1 \mu\text{K}^2$ for the ΛCDM -GR model, consistent with our previous result of $= 4.0 \mu\text{K}^2$ in Paper I (N0 run, volume corrected), enough to account for all of the signal of $\mathcal{D}_{3000}^{\text{kSZ}} = (2.9 \pm 1.3) \mu\text{K}^2$ measured by George et al. (2015), and close to its $+1\sigma$ limit, even without including the contribution from patchy reionization. We discuss the implications of our result on these type of models in Section 4.4. As expected, our three modified gravity models predict larger values, with $\mathcal{D}_{3000}^{\text{kSZ}} = (4.3, 4.6, 6.2) \mu\text{K}^2$ for $\bar{J}_{R,0} = (-10^{-6}, -10^{-5}, -10^{-4})$, respectively. Only the $\bar{J}_{R,0} = -10^{-4}$ model is ruled out at a significant level (2.5σ), indicating that differences associated with realistic $f(R)$ model would be difficult to measure with current CMB instruments.

The predictions on the kSZ effect observables depend on the cosmological assumptions (Shaw et al. 2012). Therefore our results on $\bar{J}_{R,0}$ are degenerate with respect to the standard cosmological

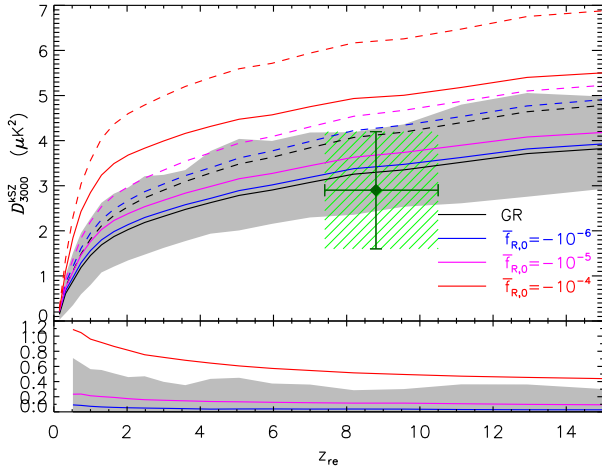


Figure 5. Top panel: amplitude of the kSZ power spectrum at $\ell = 3000$ ($\mathcal{D}_{3000}^{\text{kSZ}}$) as a function of z_{re} for different values of $\bar{f}_{\text{R},0}$. The color coding is the same as in Fig. 1. The grey-shaded area encloses the central 34 light-cones (68 per cent of the total) for the GR model ($\bar{f}_{\text{R},0} = 0$) only. Solid lines indicate values derived directly from the maps, dashed lines account for the 25 per cent correction due to the limited box size. The green diamond with error bars (1σ) and green-shaded area shows the results of $z_{\text{re}} = 8.8^{+1.7}_{-1.4}$ and $\mathcal{D}_{3000}^{\text{kSZ}} = (2.9 \pm 1.3) \mu\text{K}^2$ by Planck Collaboration XIII (2016) and George et al. (2015), respectively. Bottom panel: relative differences with respect to the GR model.

parameters and with the value of the neutrino mass fraction, f_{ν} , as studied in Paper I. With our set of data it is easy to show the dependence of our results on the value of z_{re} that, given the current measurements errors, constitutes one of the main sources of uncertainty.

Fig. 5 shows the values of $\mathcal{D}_{3000}^{\text{kSZ}}$ as a function of z_{re} for our 4 simulations (solid lines) obtained by varying iteratively the upper limit in the integral of equation (12). We also show with dashed lines the volume corrected values that can be directly compared with the SPT measurements, with uncertainties, by George et al. (2015) and the estimate of z_{re} by Planck Collaboration XIII (2016) (green point with shaded region). These curves show how the kSZ effect receives significant contribution from both low and high redshift gas, as already discussed in Paper I (see also Roncarelli et al. 2007; Shaw et al. 2012). Most notably, we observe that the differences induced by modified gravity are particularly relevant at later epochs, where non-linear effects play an important role. As an example, in the $0 < z < 1$ range the value of $\mathcal{D}_{3000}^{\text{kSZ}}$ for the FR-4 model is double with respect to the GR one: 1.8 and $3.6 \mu\text{K}^2$ (volume corrected), respectively. On the contrary, differences in the contribution at earlier epochs are less pronounced.

Following our analysis in Paper I, we provide a more direct estimate of the dependence with respect to z_{re} and $\bar{f}_{\text{R},0}$ by defining an analytical expression. We observe that our results can be fit with the following formula:

$$\mathcal{D}_{\ell}^{\text{kSZ}} = \mathcal{D}_{\text{GR},\ell}^{\text{kSZ}} \left(\frac{z_{\text{re}}}{8.8} \right)^{\alpha} \left(1 + \sqrt{|\bar{f}_{\text{R},0}|} \right)^{\gamma}, \quad (16)$$

where $\mathcal{D}_{\text{GR},\ell}^{\text{kSZ}}$ is the result for our GR model. The best-fit values of α and γ for the different multipoles are shown in Table 2, together with the corresponding values of $\mathcal{D}_{\ell}^{\text{kSZ}}$, with and without volume correction. These results confirm our previous findings of Paper I (see Table 2), with the values of $\mathcal{D}_{\ell}^{\text{kSZ}}$ consistent in the range of a

Table 2. Amplitude of the kSZ effect power spectrum, $\mathcal{D}_{\ell}^{\text{kSZ}}$, and its dependence with z_{re} and $\bar{f}_{\text{R},0}$. First column: multipole ℓ . Second column: value of $\mathcal{D}_{\ell}^{\text{kSZ}}$, in μK^2 , obtained assuming GR ($\bar{f}_{\text{R},0} = 0$), computed averaging over the 50 light-cones (3.24 deg^2 each). Third column: $\mathcal{D}_{\ell}^{\text{kSZ}}$ after applying a correction that accounts for the 25 per cent correction (i.e. 20 per cent of missing signal) due to the limited box size. The last two columns show the dependence of $\mathcal{D}_{\ell}^{\text{kSZ}}$ on the redshift of reionization and $\bar{f}_{\text{R},0}$, in terms of best-fit values of the exponents α and γ as in equation (16).

ℓ	$\mathcal{D}_{\ell}^{\text{kSZ}}$ (μK^2)		$\left(\frac{z_{\text{re}}}{8.8} \right)^{\alpha} \left(1 + \sqrt{ \bar{f}_{\text{R},0} } \right)^{\gamma}$	
	Uncorr.	Vol. corr.	α	γ
2000	2.73	3.4	0.30	41
3000	3.30	4.1	0.28	41
4000	3.66	4.6	0.24	43
5000	3.80	4.8	0.22	43
6000	4.20	5.2	0.21	41
8000	4.37	5.5	0.17	41
10000	4.35	5.4	0.19	43
15000	4.31	5.4	0.15	42
20000	4.06	5.1	0.13	42

few percent, and with almost identical values of α . This corroborates the fact that the dependence on z_{re} decreases substantially at smaller angular scales, going from $\alpha = 0.30$ at $\ell = 2000$, down to 0.13 at $\ell = 20000$. The results on the scaling with $\bar{f}_{\text{R},0}$ confirm in a more quantitative way to be scale-independent, with scaling in the range $\left(1 + \sqrt{|\bar{f}_{\text{R},0}|} \right)^{41-43}$ with no significant trend with ℓ . Since the scaling with σ_8 is expected to vary, albeit mildly, with angular scale (see, e.g., Shaw et al. 2012), this suggests that the combination of $\mathcal{D}_{\ell}^{\text{kSZ}}$ measurements at different ℓ may break the σ_8 - $\bar{f}_{\text{R},0}$ degeneracy.

Finally, by combining the results presented here with the ones of Paper I we can provide a comprehensive formula for the scaling of the amplitude of the kSZ power spectrum for a combination of $f(R)$ modified gravity and massive neutrinos⁴:

$$\mathcal{D}_{\ell}^{\text{kSZ}} = \mathcal{D}_{0,\ell}^{\text{kSZ}} \left(\frac{z_{\text{re}}}{8.8} \right)^{\alpha} (1 - f_{\nu})^{\beta} \left(1 + \sqrt{|\bar{f}_{\text{R},0}|} \right)^{\gamma}. \quad (17)$$

This expression accounts for the dependence on z_{re} , the neutrino mass fraction f_{ν} (see the values of β in Table 2 of Paper I) and modified gravity through $\bar{f}_{\text{R},0}$, and is valid from $\ell = 2000$ to 20000, under the assumption that the two effects are decoupled. Although the last statement seems to be supported by the tight degeneracy between the respective observational effects (see again Baldi et al. 2014; Peel et al. 2018) it was certainly not yet demonstrated for kSZ observations, which would require running a dedicated suite of combined hydrodynamical simulations. This goes beyond the scope of the present paper, and we leave such analysis for future work.

4.3 Comparison with the literature

The effect of modified gravity on the kSZ power spectrum is a pioneer topic, that has not been much explored in the literature. The

⁴ The formula that appears in equation (11) of Paper I mistakenly reports z_{re}^{α} instead of the correct $\left(\frac{z_{\text{re}}}{8.8} \right)^{\alpha}$.

only work so far is by [Bianchini & Silvestri \(2016\)](#), who provide a set of analytical estimates of the post-ionization kSZ power spectrum shape with a family of modified gravity models similar to the ones adopted here, i.e. following the [Hu & Sawicki \(2007\)](#) formalism with $n = 1$. A comparison of our works is therefore very interesting, in particular to test the possible differences associated to their analytical approach, using power spectra obtained with MG-CAMB ([Zhao et al. 2009](#)) and MG-HALOFIT ([Zhao 2014](#)), with respect to our numerical method with MG-GADGET.

In agreement with our results, [Bianchini & Silvestri \(2016\)](#) observe an increase of the kSZ that does not depend on the angular scale. This confirms that the scale dependence induced in the density and velocity power spectrum by modified gravity is washed away with the projection along the line-of-sight. On the other hand, while their prediction for $\bar{f}_{R,0} = -10^{-5}$ of a 10 per cent increase in $\mathcal{D}_\ell^{\text{kSZ}}$ is consistent with our findings (magenta line in the bottom panel of Fig. 4), albeit slightly smaller, for $\bar{f}_{R,0} = -10^{-4}$ they predict a boost in $\mathcal{D}_\ell^{\text{kSZ}}$ by 30 per cent against our 50 per cent (red line). This discrepancy is likely an indication that [Bianchini & Silvestri \(2016\)](#) are underestimating the non-linear contribution of the low- z LSS to the kSZ effect. This is also the possible explanation of their lower value of $\mathcal{D}_{3000}^{\text{kSZ}}$ for the GR model. In detail, they predict $\mathcal{D}_{3000}^{\text{kSZ}} \simeq 3.85 \mu\text{K}^2$, with cosmological parameters almost identical to ours, except for the assumption $z_{\text{re}}=9.9$ instead of our more conservative $z_{\text{re}}=8.8$. When adopting the same value, our prediction rises to $\mathcal{D}_{3000}^{\text{kSZ}} = 4.2 \mu\text{K}^2$ ($z_{\text{re}} = 9.9$, volume corrected), thus about 10 per cent higher.

Regarding this point, in a recent work [Park et al. \(2016\)](#) provided a detailed study on the importance of including the connected four-point term in the transverse momentum power spectrum (see also [Park et al. 2018](#)). This term, that is usually neglected in analytical predictions, becomes non-negligible at wave numbers $k \gtrsim 1 h\text{Mpc}^{-1}$ at low redshift, enough to contribute to about 10 per cent of the kSZ effect signal of the LSS computed with the unconnected terms alone. Our numerical approach considers both the linear and non-linear regime at high precision, therefore confirming the results of [Park et al. \(2016\)](#). We stress that this aspect is crucial when comparing kSZ power spectrum predictions with observational data, making our results potentially interesting to provide constraints on both cosmology and reionization models (see also the discussion in Paper I).

4.4 Implications for patchy reionization scenarios

Since we are considering only the contribution of the ionised IGM after the EoR, if the reionization process is non-homogeneous then the presence of ionized bubbles would produce an additional kSZ effect adding to the total value of $\mathcal{D}_\ell^{\text{kSZ}}$. Being the expected size of these ‘‘patches’’ of the order of ~ 10 Mpc (comoving), this would contribute in particular at $\ell = 3000$, i.e. at the angular scale measured by SPT.

By combining our results for the GR simulation with the SPT measurement, we obtain an upper limit on the additional kSZ power associated to patchy reionization of $\mathcal{D}_{3000}^{\text{kSZ,patchy}} < 0.9 \mu\text{K}^2$ (95 per cent C.L.), valid under the assumption of $z_{\text{re}}=8.8$ and with the cosmological parameters quoted in Table 1. This limit is very stringent and favours homogeneous and/or fast reionization scenarios. Unfortunately, only a few works on reionization models provide forecasts for the corresponding contribution to the kSZ power spectrum. Among those, the models described in [Iliev et al. \(2007\)](#) predict values in the range $\mathcal{D}_{3000}^{\text{kSZ,patchy}} \sim 2.2 - 3.7 \mu\text{K}^2$,

depending on the photon production efficiency of the ionizing sources, well above the upper limits reported here. The same applies to the models of [Mesinger et al. \(2012\)](#), with predictions of $\mathcal{D}_{3000}^{\text{kSZ,patchy}} = 1.5 - 3.5 \mu\text{K}^2$. Moreover, most of the models described in [Mesinger et al. \(2013\)](#), with $\mathcal{D}_{3000}^{\text{kSZ,patchy}} = 1.2 - 2.3 \mu\text{K}^2$, are also ruled out. Only their model model that assumes a large contribution of X-ray ionizing sources indicates a significantly smaller $\mathcal{D}_{3000}^{\text{kSZ,patchy}} = 0.95 \mu\text{K}^2$, thus close to the upper limit presented in this work. On the other hand, the reionization models by [Park et al. \(2013\)](#) predict $\mathcal{D}_{3000}^{\text{kSZ,patchy}} = 0.66 - 0.83 \mu\text{K}^2$: these more conservative forecasts are below our upper limit, albeit very close.

In addition, we stress that when including $f(R)$ gravity the corresponding upper limits on $\mathcal{D}_{3000}^{\text{kSZ,patchy}}$ shrink to < 0.7 and $< 0.4 \mu\text{K}^2$ (95 per cent C.L.) for $\bar{f}_{R,0} = 10^{-6}$ and 10^{-5} , respectively. With $\bar{f}_{R,0} = 10^{-4}$ $\mathcal{D}_{3000}^{\text{kSZ,patchy}}$ is consistent with zero at 99.5 per cent.

5 SUMMARY AND CONCLUSIONS

In this paper we presented the first prediction of the properties of the kSZ effect of the post-reionization LSS derived from a set of hydrodynamical simulations that include the effect of $f(R)$ modified gravity. Using MG-GADGET ([Puchwein et al. 2013](#)), we run a set of 4 simulations in a $L_{\text{box}} = 240 h^{-1}$ Mpc comoving box with the same cosmology but with different modified gravity parameters, namely $\bar{f}_{R,0} = (0, -10^{-6}, -10^{-5}, -10^{-4})$, where $\bar{f}_{R,0}$ is defined according to the [Hu & Sawicki \(2007\)](#) formalism and $\bar{f}_{R,0} = 0$ corresponds to the standard GR case. Starting from the simulation outputs, we compute a set of 50 Doppler b -parameter maps derived from different light-cone realizations, that we use to predict the properties of the kSZ effect signal, most notably its power spectrum, and quantify how the $\bar{f}_{R,0}$ parameter affects them. By keeping track of the line-of-sight information, we are able to provide the redshift distribution of the kSZ signal, allowing us to study the dependence with z_{re} , the redshift at which reionization occurs.

As in [Roncarelli et al. \(2017\)](#), our previous study on the effect of massive neutrinos, i.e. Paper I) we correct for the missing velocity power due to the limited simulation volume with a calibrated analytical formula. We also account for the cosmological star mass fraction relying on observational results ([Ilibert et al. 2013](#)). This allows us to compare our results on the kSZ effect with the recent SPT measurement of $\mathcal{D}_{3000}^{\text{kSZ}} = (2.9 \pm 1.3) \mu\text{K}^2$ by [George et al. \(2015\)](#) and to provide stringent upper limits on the possible contribution to the kSZ power by patchy reionization.

Our main findings can be summarised as follows.

- (i) As in Paper I, we obtain that the distribution of the Doppler- b -parameter can be described by a Gaussian curve, centered in 0. Its dispersion increases for larger absolute values of $\bar{f}_{R,0}$, scaling as $\sigma_b \propto \left(1 + \sqrt{|\bar{f}_{R,0}|}\right)^{12.5}$.
- (ii) The amplitude of the kSZ power spectrum is boosted by the presence of modified gravity. The increase with respect to the GR scenario is about 2–3 per cent for $\bar{f}_{R,0} = 10^{-6}$ and rises up to 50 per cent for $\bar{f}_{R,0} = 10^{-4}$, almost independent on the angular scale.
- (iii) For our fiducial GR model we predict an amplitude of the kSZ power spectrum due to the ionized LSS at $\ell = 3000$ of $\mathcal{D}_{3000}^{\text{kSZ}} = 4.1 \mu\text{K}^2$ ($z_{\text{re}} = 8.8$), consistent with our findings of Paper I. By combining it with SPT results ([George et al. 2015](#)), we confirm a stringent upper limit to the kSZ contribution due to patchy reion-

ization of $\mathcal{D}_{3000}^{\text{kSZ,patchy}} < 0.9 \mu\text{K}^2$ (95 per cent C. L.), thus favouring homogeneous and fast reionization scenarios and ruling out many of the current models of the EoR history.

(iv) In the presence of modified gravity consistent with current constraints, these limits shrink to $\mathcal{D}_{3000}^{\text{kSZ,patchy}} < 0.7$ for $\bar{f}_{R,0} = 10^{-6}$, and $< 0.4 \mu\text{K}^2$ (95 per cent C.L.) for 10^{-5} .

(v) Finally, we studied the scaling of the kSZ power spectrum with z_{re} and $\bar{f}_{R,0}$ and provide a fitting formula, equation (16), that works for $2000 < \ell < 20000$. The best-fit parameters are shown in Table 2. The scaling with $\bar{f}_{R,0}$ is approximately $\mathcal{D}_{\ell}^{\text{kSZ}} \propto \left(1 + \sqrt{|\bar{f}_{R,0}|}\right)^{42}$.

Our work confirms that the kSZ effect of the LSS is an extremely promising probe of the high redshift Universe. In fact, despite the little observational data available, with an accurate modelling of the LSS after the EoR it is already possible to obtain interesting constraints on both non-standard cosmology and reionization models. We also show the importance of hydrodynamical simulations that prove to be competitive with analytical estimates.

In the future we plan to extend our work with other non-standard cosmological models, such as quintessence and coupled dark energy. Since these scenarios are expected to enhance the amplitude of the kSZ power spectrum, this will allow to obtain further constraints on the nature of dark energy, complementary with other probes, as well as studying the degeneracies with the different cosmological parameters beyond the Λ CDM model.

ACKNOWLEDGEMENTS

This work has been done despite the shameful situation of the Italian research system, worsened by an entire decade of severe cuts to the fundings of public universities and research institutes (see, e.g., Abbott 2006, 2016, 2018). With some noticeable – yet statistically negligible – exceptions, this has caused a whole generation of valuable researchers, in all fields, to struggle in poor working conditions with little hope to achieve decent employment contracts and permanent positions, resulting in obvious difficulties in the planning of future research activities and in open violation of the European Charter for Researchers⁵.

This work has been supported by ASI (Italian Space Agency) through the Contract n. 2015-046-R.0. MR also acknowledges financial contribution from the agreement ASI n. I/023/12/0 “Attività relative alla fase B2/C per la missione Euclid”. The computational analyses have been done thanks to CPU time granted by the ISCR-CINECA project “The kinetic SZ effect as a cosmological probe”. The work of FVN is supported by the Simons Foundation. MB acknowledges support from the Italian Ministry for Education, University and Research (MIUR) through the SIR individual grant SIMCODE, project number RBSI14P4IH. We also thank O. Cucciati, L. Moscardini, E. Vanzella, M. Viel and G. Zamorani for useful suggestions and discussions. We are grateful to F. Bianchini and A. Silvestri for reading the draft and providing useful comments.

REFERENCES

Abbott A., 2006, *Nat*, 440, 264
Abbott A., 2016, *Nat*, 540, 324

- Abbott A., 2018, *Nat*, 554, 411
Abbott B. P., et al., 2017, *Phys. Rev. Lett.*, 119, 161101
Amendola L., 2000, *Phys. Rev. D*, 62, 043511
Amendola L., Baldi M., Wetterich C., 2008, *Phys. Rev. D*, 78, 023015
Amendola L., et al., 2013, *Living Reviews in Relativity*, 16, 6
Baker T., Bellini E., Ferreira P. G., Lagos M., Noller J., Sawicki I., 2017, *Physical Review Letters*, 119, 251301
Baldi M., Villaescusa-Navarro F., Viel M., Puchwein E., Springel V., Moscardini L., 2014, *MNRAS*, 440, 75
Battaglia N., Bond J. R., Pfrommer C., Sievers J. L., Sijacki D., 2010, *ApJ*, 725, 91
Bertotti B., Iess L., Tortora P., 2003, *Nat*, 425, 374
Bianchini F., Silvestri A., 2016, *Phys. Rev. D*, 93, 064026
Buchdahl H. A., 1970, *MNRAS*, 150, 1
Crawford T. M., et al., 2014, *ApJ*, 784, 143
Creminelli P., Vernizzi F., 2017, *Physical Review Letters*, 119, 251302
Damour T., Polyakov A. M., 1994, *Nuclear Physics B*, 423, 532
De Felice A., Tsujikawa S., 2010, *Living Reviews in Relativity*, 13, 3
George E. M., et al., 2015, *ApJ*, 799, 177
He J.-h., 2013, arXiv:1307.4876,
Hinterbichler K., Khoury J., 2010, *Physical Review Letters*, 104, 231301
Hu W., Sawicki I., 2007, *Phys. Rev. D*, 76, 064004
Hu B., Raveri M., Rizzato M., Silvestri A., 2016, *MNRAS*, 459, 3880
Ilbert O., et al., 2013, *A&A*, 556, A55
Iliev I. T., Pen U.-L., Bond J. R., Mellema G., Shapiro P. R., 2007, *ApJ*, 660, 933
Iliev I. T., Mellema G., Ahn K., Shapiro P. R., Mao Y., Pen U.-L., 2014, *MNRAS*, 439, 725
Jain B., VanderPlas J., 2011, *JCAP*, 10, 032
Jain B., Vikram V., Sakstein J., 2013, *ApJ*, 779, 39
Khoury J., Weltman A., 2004, *Phys. Rev. D*, 69, 044026
Laureijs R., et al., 2011, preprint, (arXiv:1110.3193)
Lewis A., Challinor A., Lasenby A., 2000, *ApJ*, 538, 473
Lombriser L., 2014, *Annalen der Physik*, 526, 259
Lombriser L., Koyama K., Li B., 2014, *JCAP*, 3, 021
María Ezquiaga J., Zumalacárregui M., 2017, preprint, (arXiv:1710.05901)
Mesinger A., McQuinn M., Spergel D. N., 2012, *MNRAS*, 422, 1403
Mesinger A., Ferrara A., Spiegel D. S., 2013, *MNRAS*, 431, 621
Motohashi H., Starobinsky A. A., Yokoyama J., 2013, *Phys.Rev.Lett.*, 110, 121302
Nicolis A., Rattazzi R., Trincherini E., 2009, *Phys. Rev. D*, 79, 064036
Ostriker J. P., Vishniac E. T., 1986, *ApJ*, 306, L51
Park H., Shapiro P. R., Komatsu E., Iliev I. T., Ahn K., Mellema G., 2013, *ApJ*, 769, 93
Park H., Komatsu E., Shapiro P. R., Koda J., Mao Y., 2016, *ApJ*, 818, 37
Park H., Alvarez M. A., Bond J. R., 2018, *ApJ*, 853, 121
Peel A., Pettorino V., Giocoli C., Starck J.-L., Baldi M., 2018, in prep
Perlmutter S., et al., 1999, *ApJ*, 517, 565
Planck Collaboration XIII 2016, *A&A*, 594, A13
Puchwein E., Baldi M., Springel V., 2013, *MNRAS*, 436, 348
Ratra B., Peebles P. J. E., 1988, *Phys. Rev. D*, 37, 3406
Riess A. G., et al., 1998, *AJ*, 116, 1009
Roncarelli M., Moscardini L., Borgani S., Dolag K., 2007, *MNRAS*, 378, 1259
Roncarelli M., Moscardini L., Branchini E., Dolag K., Grossi M., Iannuzzi F., Matarrese S., 2010, *MNRAS*, 402, 923
Roncarelli M., Cappelluti N., Borgani S., Branchini E., Moscardini L., 2012, *MNRAS*, 424, 1012
Roncarelli M., Carbone C., Moscardini L., 2015, *MNRAS*, 447, 1761
Roncarelli M., Villaescusa-Navarro F., Baldi M., 2017, *MNRAS*, 467, 985
Roncarelli M., Moscardini L., Tozzi P., Borgani S., Cheng L. M., Diaferio A., Dolag K., Murante G., 2006, *MNRAS*, 368, 74
Sakstein J., Jain B., 2017, *Physical Review Letters*, 119, 251303
Schmidt B. P., et al., 1998, *ApJ*, 507, 46
Shaw L. D., Rudd D. H., Nagai D., 2012, *ApJ*, 756, 15
Sotiriou T. P., Faraoni V., 2010, *Reviews of Modern Physics*, 82, 451
Springel V., 2005, *MNRAS*, 364, 1105

⁵ <https://euraxess.ec.europa.eu/jobs/charter>

- Sunyaev R. A., Zeldovich Y. B., 1970, [Ap&SS](#), **7**, 3
- Trac H., Bode P., Ostriker J. P., 2011, [ApJ](#), **727**, 94
- Ursino E., Galeazzi M., Roncarelli M., 2010, [ApJ](#), **721**, 46
- Vainshtein A., 1972, [Phys.Lett.](#), B39, 393
- Viel M., Lesgourgues J., Haehnelt M. G., Matarrese S., Riotto A., 2005, [Phys. Rev. D](#), **71**, 063534
- Vikram V., Cabré A., Jain B., VanderPlas J. T., 2013, [JCAP](#), **8**, 020
- Vishniac E. T., 1987, [ApJ](#), **322**, 597
- Wetterich C., 1988, [Nuclear Physics B](#), **302**, 668
- Wetterich C., 1995, [A&A](#), **301**, 321
- Will C. M., 2006, [Living Reviews in Relativity](#), **9**, 3
- Winther H. A., et al., 2015, [MNRAS](#), **454**, 4208
- Wright B. S., Winther H. A., Koyama K., 2017, [JCAP](#), **10**, 054
- Zel'dovich Y. B., 1970, [A&A](#), **5**, 84
- Zhao G.-B., 2014, [ApJS](#), **211**, 23
- Zhao G.-B., Pogosian L., Silvestri A., Zylberberg J., 2009, [Phys. Rev. D](#), **79**, 083513