

---

# Compressed Sensing with Deep Image Prior and Learned Regularization

---

Dave Van Veen<sup>\*†</sup>  
vanveen@utexas.edu

Ajil Jalal<sup>\*†</sup>  
ajiljalal@utexas.edu

Mahdi Soltanolkotabi<sup>‡</sup>  
soltanol@usc.edu

Eric Price<sup>§</sup>  
ecprice@cs.utexas.edu

Sriram Vishwanath<sup>†</sup>  
sriram@austin.utexas.edu

Alexandros G. Dimakis<sup>†</sup>  
dimakis@austin.utexas.edu

## Abstract

We propose a novel method for compressed sensing recovery using untrained deep generative models. Our method is based on the recently proposed Deep Image Prior (DIP), wherein the convolutional weights of the network are optimized to match the observed measurements. We show that this approach can be applied to solve any differentiable linear inverse problem, outperforming previous unlearned methods. Unlike various learned approaches based on generative models, our method does not require pre-training over large datasets. We further introduce a novel learned regularization technique, which incorporates prior information on the network weights. This reduces reconstruction error, especially for noisy measurements. Finally we prove that, using the DIP optimization approach, moderately overparameterized single-layer networks can perfectly fit any signal despite the nonconvex nature of the fitting problem. This theoretical result provides justification for early stopping.

## 1 Introduction

We consider the well-studied compressed sensing problem of recovering an unknown signal  $x^* \in \mathbb{R}^n$  by observing a set of noisy measurements  $y \in \mathbb{R}^m$  of the form

$$y = Ax^* + \eta. \quad (1)$$

Here  $A \in \mathbb{R}^{m \times n}$  is a known measurement matrix, typically generated with random independent Gaussian entries. Since the number of measurements  $m$  is smaller than the dimension  $n$  of the unknown vector  $x^*$ , this is an under-determined system of noisy linear equations and hence ill-posed. There are many solutions, and some structure must be assumed on  $x^*$  to have any hope of recovery. Pioneering research [18, 8, 10] established that if  $x^*$  is assumed to be sparse in a known basis, a small number of measurements will be provably sufficient to recover the unknown vector in polynomial time using methods such as Lasso [75].

Sparsity approaches have proven successful, but more complex models with additional structure have been recently proposed such as model-based compressive sensing [5] and manifold models [33,

---

<sup>\*</sup>Equal contribution

<sup>†</sup>Department of Electrical and Computer Engineering, University of Texas. Austin, TX

<sup>‡</sup>Department of Electrical Engineering, University of Southern California. Los Angeles, CA

<sup>§</sup>Department of Computer Science, University of Texas. Austin, TX

32, 21]. Bora et al. [7] showed that deep generative models can be used as excellent priors for images. They also showed that backpropagation can be used to solve the signal recovery problem by performing gradient descent in the generative latent space. This method enabled image generation with significantly fewer measurements compared to Lasso for a given reconstruction error. Compressed sensing using deep generative models was further improved in very recent work [77, 25, 37, 74, 23, 3]. Additionally a theoretical analysis of the nonconvex gradient descent algorithm [7] was proposed by Hand et al. [29] under some assumptions on the generative model.

Inspired by these impressive benefits of deep generative models, we chose to investigate the potential application of such methods for medical imaging, a canonical application of compressive sensing. A significant problem, however, is that all these previous methods require the existence of *pre-trained* models. While this has been achieved for various types of images, e.g. human faces of CelebA [45] via DCGAN [66], it remains significantly more challenging for medical images [85, 71, 58, 72]. Instead of addressing this problem in generative models, we found an easier way to circumvent it.

Surprising recent work by Ulyanov et al. [79] proposed Deep Image Prior (DIP), which uses *untrained* convolutional neural networks. In DIP-based schemes, a convolutional neural network generator (e.g. DCGAN) is initialized with random weights; these weights are subsequently optimized to make the network produce an output as close to the target image as possible. This procedure is unlearned, using no prior information from other images. The prior is enforced only by the fixed convolutional structure of the generator network.

Generators used for DIP are typically over-parameterized, i.e. the number of network weights is much larger compared to the output dimension. For this reason DIP has empirically been found to overfit to noise if run for too many iterations: The reconstruction error initially decreases and then plateaus, at approximately 500 iterations, as the network fits the original image. Then, at roughly 10,000 iterations, the error decreases further, as the network starts fitting the noise [79]. Early stopping is a heuristic intended to terminate the optimization procedure within this plateau region, and avoid overfitting to noise. In this paper we theoretically prove that this overfitting phenomenon occurs with gradient descent for any signal and hence justify the use of early stopping and other regularization methods.

### **Our Contributions:**

- In Section 3 we propose DIP for compressed sensing (CS-DIP). Our basic method is as follows. Initialize a DCGAN generator with random weights; use gradient descent to optimize these weights such that the network produces an output which agrees with the observed measurements as much as possible. This unlearned method can be improved with a novel *learned regularization* technique, which regularizes the DCGAN weights throughout the optimization process.
- In Section 4 we theoretically prove that DIP will fit any signal to zero error with gradient descent. Our result is established for a network with a single hidden layer and sufficient constant fraction over-parametrization. While it is expected that over-parametrized neural networks can fit any signal, the fact that gradient descent can provably solve this non-convex problem is interesting and provides theoretical justification for early stopping, a phenomenon justified empirically by Ulyanov et al. [79].
- In Section 5 we empirically show that CS-DIP outperforms previous unlearned methods in many cases. While pre-trained or “learned” methods frequently perform better [7], we have the advantage of not requiring a generative model trained over large datasets. As such, we can apply our method to various medical imaging datasets for which data acquisition is expensive and generative models are difficult to train.

## **2 Background**

### **2.1 Compressed Sensing: Classical and Unlearned Approaches**

A classical assumption made in compressed sensing is that the vector  $x^*$  is  $k$ -sparse in some basis such as wavelet or discrete cosine transform (DCT). Finding the sparsest solution to an underdetermined linear system of equations is NP-hard in general; however, if the matrix  $A$  satisfies conditions such as the Restricted Eigenvalue Condition (REC) or Restricted Isometry Property (RIP) [9, 6, 18, 75], then

$x^*$  can be recovered in polynomial time via convex relaxations [78] or iterative methods. There is extensive compressed sensing literature regarding assumptions on  $A$ , numerous recovery algorithms, and variations of RIP and REC [6, 57, 1, 4, 46].

Compressed sensing methods have found many applications in imaging, for example the single-pixel camera (SPC) [20]. Medical tomographic applications include x-ray radiography, microwave imaging, magnetic resonance imaging (MRI) [84, 13, 47]. Obtaining measurements for medical imaging can be costly, time-consuming, and in some cases dangerous to the patient [65]. As such, an important goal is to reduce the number of measurements while maintaining good reconstruction quality.

Aside from the classical use of sparsity, recent work has used other priors to solve linear inverse problems. Plug-and-play priors [81, 11] and Regularization by Denoising [67] have shown how image denoisers can be used to solve general linear inverse problems. A key example of this is BM3D-AMP, which applies a Block-Matching and 3D filtering (BM3D) denoiser to an Approximate Message Passing (D-AMP) algorithm [55, 54]. AMP has also been applied to linear models in other contexts [73]. Another related algorithm is TVAL3 [86, 43] which leverages augmented Lagrangian multipliers to achieve impressive performance on compressed sensing problems. In many different settings, we compare our algorithm to these prior methods: BM3D-AMP, TVAL3, and Lasso.

## 2.2 Compressed Sensing: Learned Approaches

While sparsity in some chosen basis is well-established, recent work has shown better empirical performance when neural networks are used [7]. This success is attributed to the fact that neural networks are capable of learning image priors from very large datasets [24, 38]. There is significant recent work on solving linear inverse problems using various learned techniques, e.g. recurrent generative models [51] and auto-regressive models [15]. Additionally approximate message passing (AMP) has been extended to a learned setting by Metzler et al. [53].

Bora et al. [7] is the closest to our set-up. In this work the authors assume that the unknown signal is in the range of a pre-trained generative model such as a generative adversarial network (GAN) [24] or variational autoencoder (VAE) [38]. The recovery of the unknown signal is obtained via gradient descent in the latent space by searching for a signal that satisfies the measurements. This can be directly applied for linear inverse problems and more generally to any differentiable measurement process. Recent work has built upon these methods using new optimization techniques [12], uncertainty autoencoders [26], and other approaches [16, 37, 56, 62, 70, 28]. The key point is that all this prior work requires pre-trained generative models, in contrast to CS-DIP. Finally, there is significant ongoing work to understand DIP and develop related approaches [30, 31, 17].

## 3 Proposed Algorithm

Let  $x^* \in \mathbb{R}^n$  be the signal that we are trying to reconstruct,  $A \in \mathbb{R}^{m \times n}$  be the measurement matrix, and  $\eta \in \mathbb{R}^m$  be independent noise. Given the measurement matrix  $A$  and the observations  $y = Ax^* + \eta$ , we wish to reconstruct an  $\hat{x}$  that is close to  $x^*$ .

A generative model is a deterministic function  $G(\cdot; w): \mathbb{R}^k \rightarrow \mathbb{R}^n$  which takes as input  $z \in \mathbb{R}^k$  and is parameterized by “weights”  $w \in \mathbb{R}^d$ , producing an output  $G(z; w) \in \mathbb{R}^n$ . These models have shown excellent performance generating real-life signals such as images [24, 38] and audio [80]. We investigate deep convolutional generative models, a special case in which the model architecture has multiple cascaded layers of convolutional filters [39]. In this paper we restrict the signal to be images and apply a DCGAN [66] model. This model architecture contrasts with Ulyanov et al. [79], who employ a U-net [68]. By using a different convolutional architecture, we further support the working hypothesis that network structure, not representation learning, is the key component in image reconstruction. Our choice of DCGAN also allows for a clearer comparison in the CS setting, e.g. learned methods of Bora et al. [7] which employ this architecture. Lastly, we’ve found DCGAN to have 5-10 $\times$  faster runtime than U-net.

### 3.1 Compressed Sensing with Deep Image Prior (CS-DIP)

Our approach is to find a set of weights for the convolutional network such that the measurement matrix applied to the network output, i.e.  $AG(z; w)$ , matches the measurements  $y$  we are given.

Hence we initialize an *untrained* network  $G(z; w)$  with some fixed  $z$  and solve the following:

$$w^* = \arg \min_w \|y - AG(z; w)\|^2. \quad (2)$$

This is, of course, a non-convex problem because  $G(z; w)$  is a complex feed-forward neural network. Still we can use gradient-based optimizers for any generative model and measurement process that is differentiable. Generator networks such as DCGAN are biased toward smooth, natural images due to their convolutional structure; thus the network structure alone provides a good prior for reconstructing images in problems such as inpainting and denoising [79]. Our finding is that this applies to general linear measurement processes. Furthermore, our method also directly applies to any differentiable forward operator  $A$ . We restrict our solution to lie in the span of a convolutional neural network. If a sufficient number of measurements  $m$  is given, we obtain an output such that  $x^* \approx G(z; w^*)$ .

Note that this method uses an untrained generative model and optimizes over the network weights  $w$ . In contrast previous methods, such as that of Bora et al. [7], use a trained model and optimize over the latent  $z$ -space, solving  $z^* = \arg \min_z \|y - AG(z; w)\|^2$ . We instead initialize a random  $z$  with Gaussian i.i.d. entries and keep this fixed throughout the optimization process.

In our algorithm we leverage the well-established total variation regularization [69, 82, 44], denoted as  $TV(G(z; w))$ . We also propose an additional learned regularization technique,  $LR(w)$ ; note that without this technique, i.e. when  $\lambda_L = 0$ , our method is completely unlearned. Lastly we use early stopping, a phenomenon that will be justified theoretically in Section 4.

Thus the final optimization problem becomes

$$w^* = \arg \min_w \|y - AG(z; w)\|^2 + R(w; \lambda_T, \lambda_L). \quad (3)$$

The regularization term contains hyperparameters  $\lambda_T$  and  $\lambda_L$  for total variation and learned regularization:  $R(w; \lambda_T, \lambda_L) = \lambda_T TV(G(z; w)) + \lambda_L LR(w)$ . Next we discuss this  $LR(w)$  term.

### 3.2 Learned Regularization

Without learned regularization CS-DIP relies only on linear measurements taken from one unknown image. We now introduce a novel method which leverages a small amount of training data to optimize regularization. In this case training data refers to measurements from additional ground truth of a similar type, e.g. measurements from other x-ray images.

To leverage this additional information, we pose Eqn. 3 as a Maximum a Posteriori (MAP) estimation problem and propose a novel prior on the weights of the generative model. This prior then acts as a regularization term, penalizing the model toward an optimal set of weights  $w^*$ .

For a set of weights  $w \in \mathbb{R}^d$ , we model the *likelihood* of the measurements  $y = Ax, y \in \mathbb{R}^m$ , and the prior on the weights  $w$  as Gaussian distributions given by

$$p(y|w) = \frac{\exp\left(-\frac{\|y - AG(z; w)\|^2}{2\lambda_L}\right)}{\sqrt{(2\pi\lambda_L)^m}}; \quad p(w) = \frac{\exp\left(-\frac{1}{2}(w - \mu)^T \Sigma^{-1}(w - \mu)\right)}{\sqrt{(2\pi)^d |\Sigma|}},$$

where  $\mu \in \mathbb{R}^d$  and  $\Sigma \in \mathbb{R}^{d \times d}$ .

In this setting we want to find a set of weights  $w^*$  that maximizes the log posterior on  $w$  given  $y$ , i.e.,

$$w^* = \arg \max_w p(w|y) \equiv \arg \min_w \|y - AG(z; w)\|^2 + \lambda_L (w - \mu)^T \Sigma^{-1} (w - \mu). \quad (4)$$

This gives us the learned regularization term

$$LR(w) = (w - \mu)^T \Sigma^{-1} (w - \mu), \quad (5)$$

where the coefficient  $\lambda_L$  in Eqn. 4 controls the strength of the prior.

Our motivation for assuming a Gaussian distribution on the weights is to build upon the proven success of  $\ell_2$  regularization, which also makes this assumption. Notice that when  $\mu = 0$  and  $\Sigma = I_{d \times d}$ ,

this regularization term is equivalent to  $\ell_2$ -regularization. Thus this method can be thought of as an adaptive version of standard weight decay. Further, because the network weights are initialized Gaussian i.i.d., we assumed the optimized weights would also be Gaussian. Previous work has shown evidence that the convolutional weights in a trained network do indeed follow a Gaussian distribution [49].

### 3.2.1 Learning the Prior Parameters

In the previous section, we introduced the learned regularization term  $LR(w)$  defined in Eqn. 5. However we have not yet learned values for parameters  $(\mu, \Sigma)$  that incorporate prior knowledge of the network weights. We now propose a way to estimate these parameters.

Assume we have a set of measurements  $S_Y = \{y_1, y_2, \dots, y_Q\}$  from  $Q$  different images  $S_X = \{x_1, x_2, \dots, x_Q\}$ , each obtained with a different measurement matrix  $A$ . For each measurement  $y_q, q \in \{1, 2, \dots, Q\}$ , we run CS-DIP to solve the optimization problem in Eqn. 3 and obtain an optimal set of weights  $W^* = \{w_1^*, w_2^*, \dots, w_Q^*\}$ . Note that when optimizing for the weights  $W^*$ , we only have access to the measurements  $S_Y$ , not the ground truth  $S_X$ .

The number of weights  $d$  in deep networks tends to be very large. As such, learning a distribution over each weight, i.e. estimating  $\mu \in \mathbb{R}^d$  and  $\Sigma \in \mathbb{R}^{d \times d}$ , becomes intractable. We instead use a layer-wise approach: with  $L$  network layers, we have  $\mu \in \mathbb{R}^L$  and  $\Sigma \in \mathbb{R}^{L \times L}$ . Thus each weight within layer  $l \in \{1, 2, \dots, L\}$  is modeled according to the same  $\mathcal{N}(\mu_l, \Sigma_{ll})$  distribution. For simplicity we assume  $\Sigma_{ij} = 0 \forall i \neq j$ , i.e. that network weights are independent across layers. The process of estimating statistics  $(\mu, \Sigma)$  from  $W^*$  is described in Algorithm 1.

We use this learned  $(\mu, \Sigma)$  in the regularization term  $LR(w)$  from Eqn. 5 for reconstructing measurements of images. We refer to this technique as *learned regularization*. While this may seem analogous to batch normalization [35], note that we only use  $(\mu, \Sigma)$  to penalize the  $\ell_2$ -norm of the weights and do not normalize the layer outputs themselves.

### 3.2.2 Discussion of Learned Regularization

The proposed CS-DIP does not require training if no learned regularization is used, i.e. if  $\lambda_L = 0$  in Eqn. 3. This means that CS-DIP can be applied only with measurements from a single image and no prior information of similar images in a dataset.

Our next idea, learned regularization, utilizes a small amount of prior information, requiring access to measurements from a small number of similar images (roughly 10). In contrast, other pre-trained models such as that of Bora et al. [7] require access to ground truth from a massive number of similar images (tens of thousands for CelebA). If such a large dataset is available, and if a good generative model can be trained on that dataset, we expect that pre-trained models would outperform our method. Our approach is instead more suitable for reconstructing problems where large amounts of data or good generative models are not readily available.

## 4 Theoretical Results

In this section we provide theoretical evidence to highlight the importance of early stopping for DIP-based approaches. Here we focus on denoising a noisy signal  $y \in \mathbb{R}^m$  by optimizing over network weights. This problem takes the form:

$$\min_w \mathcal{L}(w) := \|y - AG(z; w)\|^2. \quad (6)$$

We focus on generators consisting of a single hidden-layer ReLU network with  $k$  inputs,  $d$  hidden units, and  $n$  outputs. Using  $w = (W, V)$  the generator model in this case is given by

$$G(z; W, V) = V \cdot \text{ReLU}(Wz), \quad (7)$$

where  $z \in \mathbb{R}^k$  is the input,  $W \in \mathbb{R}^{d \times k}$  the input-to-hidden weights, and  $V \in \mathbb{R}^{n \times d}$  the hidden-to-output weights. We hence train over  $W$  using gradient descent and assume  $V$  is fixed<sup>5</sup>. With these formulations in place, we are now ready to state our theoretical result.

<sup>5</sup>We note that our theoretical framework can also allow for training over  $V$ . In fact, since the problem is quadratic over  $V$ , this analysis is in principle not much more difficult. However, we avoid this as it makes our proofs more difficult to follow without adding any further insight.

**Theorem 4.1.** Consider fitting measurements  $AG(z; W, V)$  from the output of a generator of the form  $W \mapsto G(z; W, V) = V \cdot \text{ReLU}(Wz)$  to a signal  $y \in \mathbb{R}^m$  with  $A \in \mathbb{R}^{m \times n}$ ,  $z \in \mathbb{R}^k$ ,  $W \in \mathbb{R}^{d \times k}$ ,  $V \in \mathbb{R}^{n \times d}$ , and  $\text{ReLU}(z) = \max(0, z)$ . Furthermore, let  $A$  be a matrix with orthonormal rows (i.e.  $AA^T = I_m$ ) and assume  $V$  is a random matrix with i.i.d.  $\mathcal{N}(0, \nu^2)$  entries with  $\nu = \frac{1}{\sqrt{dm}} \frac{\|y\|}{\|z\|}$ . Starting from an initial weight matrix  $W_0$  selected at random with i.i.d.  $\mathcal{N}(0, 1)$  entries, we run gradient descent updates of the form  $W_{\tau+1} = W_\tau - \eta \nabla \mathcal{L}(W_\tau)$  on the loss

$$\mathcal{L}(W) = \frac{1}{2} \|AV \cdot \text{ReLU}(Wz) - y\|^2,$$

with step size  $\eta = \frac{\bar{\eta}}{\|y\|^2} \frac{8m}{4m+d}$  where  $\bar{\eta} \leq 1$ . Assuming that  $d \geq Cm$ , with  $C$  a fixed numerical constant, then

$$\|AV \cdot \text{ReLU}(W_\tau z) - y\| \leq 3 \left(1 - \frac{\bar{\eta}}{8(4m+d)}\right)^\tau \|y\|$$

holds for all  $\tau$  with probability at least  $1 - 5e^{-m/2} - e^{-d/2} - e^{-4d^{2/3}m^{1/3}}$ .

Our theoretical result shows that after many iterative updates, gradient descent will solve this non-convex optimization problem and fit any signal  $y$ , if the generator network is sufficiently wide. This occurs as soon as the number of hidden units  $d$  exceeds the signal size  $n$  by a constant factor. Our theorem directly applies to many compressed sensing measurement matrices, in particular any matrix obtained by subsampling the rows of an orthonormal matrix (e.g. sub-sampling a Fourier matrix). This is possible because, for any such orthonormal matrix,  $AV$  has the same distribution as a Gaussian matrix with i.i.d. entries. This result demonstrates that early stopping is necessary for DIP-based methods to be successful; otherwise the network can fit any signal, including one that is noisy.

Our proof builds on theoretical ideas from Oymak et al. [61] which provide a general framework for establishing global convergence guarantees for overparameterized nonlinear learning problems based on various properties of the Jacobian mapping along the gradient descent trajectory. While our proof leverages relevant prior work [19, 60], our argument is quite specialized and intricate with new techniques such as Gordon’s Lemma. This allows us to have moderate network overparameterization that is only linear in the number of measurements, contrary to other results in the literature which require a significant amount of overparameterization. Ultimately we combine tools from empirical process theory, random matrix theory, and matrix algebra to show that, starting from a random initialization, the Jacobian mapping across all iterates has favorable properties with high probability, hence facilitating convergence to a global optima.

## 5 Experiments

### 5.1 Experimental Setup

**Measurements:** We evaluate our algorithm using two different measurements processes, i.e. matrices  $A \in \mathbb{R}^{m \times n}$ . First we set the entries of  $A$  to be Gaussian i.i.d. such that  $A_{i,j} \sim \mathcal{N}(0, \frac{1}{m})$ . Recall  $m$  is the number of measurements, and  $n$  is the number of pixels in the ground truth image. This measurement process is standard practice in compressed sensing literature; hence we use it on each dataset. Additionally we use a Fourier measurement process common in MRI applications [52, 50, 27, 41, 48].

**Datasets:** We use our algorithm to reconstruct both grayscale and RGB images. For grayscale we use the first 100 images in the test set of MNIST [40] and also 60 random images from the Shenzhen Chest X-Ray Dataset [36], downsampling a  $512 \times 512$  crop to  $256 \times 256$  pixels. For RGB we use retinopathy images from the STARE dataset [34] with  $512 \times 512$  crops downsized to  $128 \times 128$  pixels.

**Baselines:** We compare our algorithm to state-of-the-art unlearned methods such as BM3D-AMP [55, 54], TVAL3 [42, 43, 86], and Lasso in a DCT basis [2]. We also evaluated the performance of Lasso in a Daubechies wavelet basis [14, 83] but found this performed worse than Lasso - DCT on all datasets. Thus hereon we refer to Lasso - DCT as “Lasso” and do not include results of Lasso - Wavelet. We used sci-kit learn [64] for the implementation of Lasso and code provided by the original

Table 1: Evaluating the benefits of learned regularization (LR) on x-ray images with varying levels of noise and number of measurements. Table values are percent decrease in error, e.g. at  $\sigma_\eta^2 = 0$  and  $m = 500$ , LR reduces MSE by 9.9%. The term  $\sigma_\eta^2$  corresponds to variance of the noise vector  $\eta$  in Eqn. 1, i.e. each entry of  $\eta$  is drawn independently  $\mathcal{N}(0, \sigma_\eta^2/m)$ . These results indicate that LR tends to provide greater benefit with noisy signals and with fewer measurements.

$\sigma_\eta^2$	Measurements, $m$				
	500	1000	2000	4000	8000
0	9.9%	2.9%	0.2%	2.0%	0.6%
10	11.6%	4.6%	4.5%	2.4%	1.0%
100	14.9%	19.2%	5.0%	3.9%	2.8%
1000	37.4%	30.6%	19.8%	3.0%	6.2%

authors for BM3D-AMP and TVAL3. A standard grid search was performed over each baseline to tune hyperparameters.

**Metrics:** To quantitatively evaluate the performance of our algorithm, we use per-pixel mean-squared error (MSE) between the reconstruction  $\hat{x}$  and true image  $x^*$ , i.e.  $\frac{\|\hat{x} - x^*\|^2}{n}$ . Note that because these pixels are over the range  $[-1, 1]$ , it’s possible for MSE to be greater than 1.

**Implementation:** To find a set of weights  $w^*$  that minimize Eqn. 3, we use PyTorch [63] with a DCGAN architecture. Our network has depth 7 and uses convolutional layers with ReLU activations. We use the RMSProp optimizer [76] with learning rate  $10^{-3}$ , momentum 0.9, and 1000 update steps for every set of measurements. These parameters are the same across all datasets. We initialize one random measurement matrix  $A$  for each image.

More implementation details can be found in the appendix, such as hyperparameter search, network initializations, and early stopping criterion. Code for these experiments is available in our GitHub repository: [github.com/davevanveen/compsensing\\_dip](https://github.com/davevanveen/compsensing_dip).

## 5.2 Experimental Results

### 5.2.1 Results: Learned Regularization

We first evaluate the benefits of learned regularization by comparing our algorithm with and without learned regularization, i.e.  $\lambda_L = 100$  and  $\lambda_L = 0$ , respectively, while all other parameters across this comparison are held constant. The latter setting of  $\lambda_L = 0$  is an unlearned method, as we are not leveraging  $(\mu, \Sigma)$  from a specific dataset. In the former setting of  $\lambda_L = 100$ , we first learn  $(\mu, \Sigma)$  from a particular set of ten x-ray images; we then evaluate on a different set of x-ray images. We compare these two settings with varying noise and different number of measurements.

Our results in Table 1 show that learned regularization does indeed provide benefit, particularly with increasing noise or fewer measurements. Thus we can infer that assuming a learned Gaussian distribution over weights is useful, especially when the original signal is noisy or significantly compressed. In contrast we saw no improvement with vanilla  $\ell_2$ -regularization, indicating that the benefits of learned regularization can be attributed to prior information of similar images.

### 5.2.2 Results: Unlearned CS-DIP

For the remainder of this section, we evaluate our algorithm in the noiseless case without learned regularization, i.e. when  $\eta = 0$  in Eqn. 1 and  $\lambda_L = 0$  in Eqn. 3. Hence CS-DIP is completely unlearned; as such, we compare it to other state-of-the-art unlearned algorithms on various datasets and with different measurement matrices.

**MNIST:** In Figure 1b we plot reconstruction error with varying number of measurements  $m$  of  $n = 784$ . This demonstrates that our algorithm outperforms baselines in almost all cases. Figure 2b shows reconstructions for 75 measurements, while remaining reconstructions are in the appendix.

**Chest x-rays:** In Figure 1a we plot reconstruction error with varying number of measurements  $m$  of  $n = 65536$ . Figure 2a shows reconstructions for 2000 measurements; remaining reconstructions

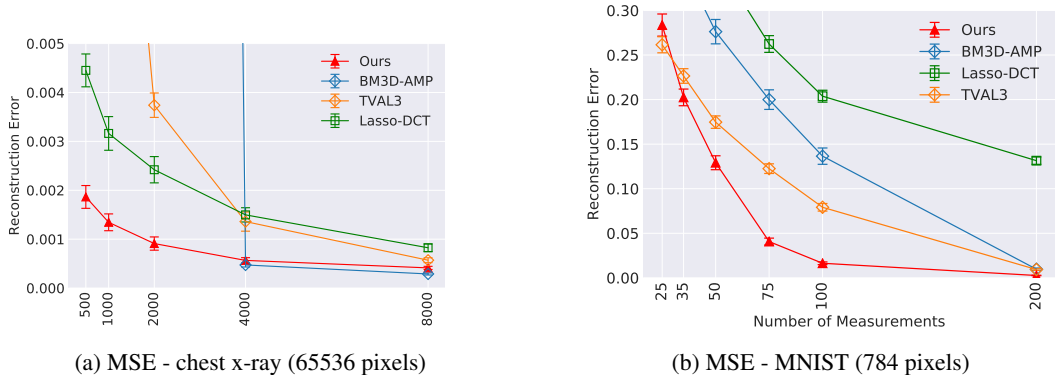


Figure 1: Per-pixel reconstruction error (MSE) vs. number of measurements. Vertical bars indicate 95% confidence intervals. BM3D-AMP frequently fails to converge for fewer than 4000 measurements on x-ray images, as denoted by error values far above the vertical axis.

are in the appendix. On this dataset we outperform all baselines except BM3D-AMP for higher  $m$ . However for lower  $m$ , e.g. when the ratio  $\frac{m}{n} \leq 3\%$ , BM3D-AMP often doesn't converge. This finding seems to support the work of Metzler et al. [54]: BM3D-AMP performs well on higher  $m$ , e.g.  $\frac{m}{n} \geq 10\%$ , but recovery at lower sampling rates is not demonstrated.

**Comparison to pre-trained DCGAN:** The approach of Bora et al. [7] similarly employs a DCGAN but is pre-trained over a large dataset. As expected, this method outperforms ours for lower number of measurements  $m$ ; however, as  $m$  increases, the pre-trained method's performance saturates while our algorithm continues to improve and consequently outperform its pre-trained counterpart, per Figure 4a in the appendix. This can be attributed to our method optimizing over the weights  $w$  as opposed to the latent space  $z$ , allowing for a more expressive network capable of reconstructing complicated signals e.g. medical images. The method of Bora et al. is comparatively less expressive; indeed it is only capable of reconstructing simple images, such as MNIST or aligned CelebA [7].




Figure 2: Reconstruction results on x-ray images for  $m = 2000$  measurements (of  $n = 65536$  pixels) and MNIST for  $m = 75$  measurements (of  $n = 784$  pixels). From top to bottom row: original image, reconstructions by our algorithm, then reconstructions by baselines BM3D-AMP, TVAL3, and Lasso. For x-ray images the number of measurements obtained are 3% the number of pixels (i.e.  $\frac{m}{n} = .03$ ), for which BM3D-AMP often fails to converge.



**Additional experiments:** In the appendix we further demonstrate our algorithm (1) using a Fourier measurement process for  $A$  instead of a Gaussian i.i.d. matrix, (2) on RGB retinopathy images, and (3) in the presence of additive noise. We also perform a runtime analysis.

## 6 Conclusion

We demonstrate how Deep Image Prior (DIP) can be generalized to solve any differentiable linear inverse problem, in many cases outperforming state-of-the-art unlearned methods. We further propose learned regularization which enforces a learned Gaussian prior on the network weights. This prior reduces reconstruction error, particularly for noisy or compressed measurements. Lastly we prove that the DIP optimization technique can fit any signal given a sufficiently wide single-layer network. This provides theoretical justification for regularization methods such as early stopping.

## References

- [1] Alekh Agarwal, Sahand Negahban, and Martin J Wainwright. Fast global convergence rates of gradient methods for high-dimensional statistical recovery. In *Advances in Neural Information Processing Systems*, pages 37–45, 2010.
- [2] Nasir Ahmed, T\_ Natarajan, and Kamisetty R Rao. Discrete cosine transform. *IEEE transactions on Computers*, 100(1):90–93, 1974.
- [3] Muhammad Asim, Fahad Shamshad, and Ali Ahmed. Solving bilinear inverse problems using deep generative priors. *CoRR*, abs/1802.04073, 2018.
- [4] Francis Bach, Rodolphe Jenatton, Julien Mairal, Guillaume Obozinski, et al. Optimization with sparsity-inducing penalties. *Foundations and Trends® in Machine Learning*, 4(1):1–106, 2012.
- [5] Richard G Baraniuk, Volkan Cevher, Marco F Duarte, and Chinmay Hegde. Model-based compressive sensing. *IEEE Transactions on Information Theory*, 56(4):1982–2001, 2010.
- [6] Peter J Bickel, Ya’acov Ritov, Alexandre B Tsybakov, et al. Simultaneous analysis of lasso and dantzig selector. *The Annals of Statistics*, 37(4):1705–1732, 2009.
- [7] Ashish Bora, Ajil Jalal, Eric Price, and Alexandros G Dimakis. Compressed sensing using generative models. *arXiv preprint arXiv:1703.03208*, 2017.
- [8] Emmanuel J Candès, Justin Romberg, and Terence Tao. Robust uncertainty principles: Exact signal reconstruction from highly incomplete frequency information. *IEEE Transactions on information theory*, 52(2):489–509, 2006.
- [9] Emmanuel J Candes, Justin K Romberg, and Terence Tao. Stable signal recovery from incomplete and inaccurate measurements. *Communications on pure and applied mathematics*, 59(8):1207–1223, 2006.
- [10] Emmanuel J Candes and Terence Tao. Decoding by linear programming. *IEEE transactions on information theory*, 51(12):4203–4215, 2005.
- [11] Stanley H Chan, Xiran Wang, and Omar A Elgendy. Plug-and-play ADMM for image restoration: Fixed-point convergence and applications. *IEEE Transactions on Computational Imaging*, 3(1):84–98, 2017.
- [12] Jen-Hao Rick Chang, Chun-Liang Li, Barnabás Póczos, B. V. K. Vijaya Kumar, and Aswin C. Sankaranarayanan. One network to solve them all - solving linear inverse problems using deep projection models. *CoRR*, abs/1703.09912, 2017.
- [13] Guang-Hong Chen, Jie Tang, and Shuai Leng. Prior image constrained compressed sensing (piccs): a method to accurately reconstruct dynamic ct images from highly undersampled projection data sets. *Medical physics*, 35(2):660–663, 2008.
- [14] Ingrid Daubechies. Orthonormal bases of compactly supported wavelets. *Communications on pure and applied mathematics*, 41(7):909–996, 1988.
- [15] Akshat Dave, Anil Kumar Vadathya, Ramana Subramanyam, Rahul Baburajan, and Kaushik Mitra. Solving inverse computational imaging problems using deep pixel-level prior. *arXiv preprint arXiv:1802.09850*, 2018.
- [16] Manik Dhar, Aditya Grover, and Stefano Ermon. Modeling sparse deviations for compressed sensing using generative models. *arXiv preprint arXiv:1807.01442*, 2018.
- [17] Soren Dittmer, Tobias Kluth, Peter Maass, and Daniel Otero Baguer. Regularization by architecture: A deep prior approach for inverse problems. *arXiv preprint arXiv:1812.03889*, 2018.
- [18] David L Donoho. Compressed sensing. *IEEE Transactions on info theory*, 52(4):1289–1306, 2006.
- [19] Simon S Du, Xiyu Zhai, Barnabas Poczsoz, and Aarti Singh. Gradient descent provably optimizes over-parameterized neural networks. *arXiv preprint arXiv:1810.02054*, 2018.
- [20] Marco F Duarte, Mark A Davenport, Dharmpal Takhar, Jason N Laska, Ting Sun, Kevin F Kelly, and Richard G Baraniuk. Single-pixel imaging via compressive sampling. *IEEE signal processing magazine*, 25(2):83–91, 2008.
- [21] Armin Eftekhari and Michael B Wakin. New analysis of manifold embeddings and signal recovery from compressive measurements. *Applied and Computational Harmonic Analysis*, 39(1):67–109, 2015.

- [22] Ender M Eksioğlu and A Korhan Tanc. Denoising AMP for MRI reconstruction: BM3D-AMP-MRI. *SIAM Journal on Imaging Sciences*, 11(3):2090–2109, 2018.
- [23] Alyson K Fletcher and Sundeep Rangan. Inference in deep networks in high dimensions. *arXiv preprint arXiv:1706.06549*, 2017.
- [24] Ian Goodfellow, Jean Pouget-Abadie, Mehdi Mirza, Bing Xu, David Warde-Farley, Sherjil Ozair, Aaron Courville, and Yoshua Bengio. Generative adversarial nets. In *NeurIPS*, pages 2672–2680, 2014.
- [25] Aditya Grover and Stefano Ermon. Amortized variational compressive sensing. *ICLR Workshop*, 2018.
- [26] Aditya Grover and Stefano Ermon. Uncertainty autoencoders: Learning compressed representations via variational information maximization. *arXiv preprint arXiv:1812.10539*, 2018.
- [27] Kerstin Hammernik, Teresa Klatzer, Erich Kobler, Michael P Recht, Daniel K Sodickson, Thomas Pock, and Florian Knoll. Learning a variational network for reconstruction of accelerated mri data. *Magnetic resonance in medicine*, 79(6):3055–3071, 2018.
- [28] Paul Hand, Oscar Leong, and Vlad Voroninski. Phase retrieval under a generative prior. In *Advances in Neural Information Processing Systems*, pages 9154–9164, 2018.
- [29] Paul Hand and Vladislav Voroninski. Global guarantees for enforcing deep generative priors by empirical risk. *arXiv preprint arXiv:1705.07576*, 2017.
- [30] Reinhard Heckel and Paul Hand. Deep decoder: Concise image representations from untrained non-convolutional networks. *arXiv preprint arXiv:1810.03982*, 2018.
- [31] Reinhard Heckel, Wen Huang, Paul Hand, and Vladislav Voroninski. Deep denoising: Rate-optimal recovery of structured signals with a deep prior. *arXiv preprint arXiv:1805.08855*, 2018.
- [32] Chinmay Hegde and Richard G Baraniuk. Signal recovery on incoherent manifolds. *IEEE Transactions on Information Theory*, 58(12):7204–7214, 2012.
- [33] Chinmay Hegde, Michael Wakin, and Richard Baraniuk. Random projections for manifold learning. In *Advances in neural information processing systems*, pages 641–648, 2008.
- [34] AD Hoover, Valentina Kouznetsova, and Michael Goldbaum. Locating blood vessels in retinal images by piecewise threshold probing of a matched filter response. *IEEE Transactions on Medical imaging*, 19(3):203–210, 2000.
- [35] Sergey Ioffe and Christian Szegedy. Batch normalization: Accelerating deep network training by reducing internal covariate shift. *arXiv preprint arXiv:1502.03167*, 2015.
- [36] Stefan Jaeger, Sema Candemir, Sameer Antani, Yi-Xiáng J Wáng, Pu-Xuan Lu, and George Thoma. Two public chest x-ray datasets for computer-aided screening of pulmonary diseases. *Quantitative imaging in medicine and surgery*, 4(6):475, 2014.
- [37] Maya Kabkab, Pouya Samangouei, and Rama Chellappa. Task-aware compressed sensing with generative adversarial networks. *arXiv preprint arXiv:1802.01284*, 2018.
- [38] Diederik P Kingma and Max Welling. Auto-encoding variational bayes. *preprint arXiv:1312.6114*, 2013.
- [39] Alex Krizhevsky, Ilya Sutskever, and Geoffrey E Hinton. Imagenet classification with deep convolutional neural networks. In *Advances in neural information processing systems*, pages 1097–1105, 2012.
- [40] Yann LeCun, Léon Bottou, Yoshua Bengio, and Patrick Haffner. Gradient-based learning applied to document recognition. *Proceedings of the IEEE*, 86(11):2278–2324, 1998.
- [41] Jaakko Lehtinen, Jacob Munkberg, Jon Hasselgren, Samuli Laine, Tero Karras, Miika Aittala, and Timo Aila. Noise2noise: Learning image restoration without clean data. *preprint arXiv:1803.04189*, 2018.
- [42] Chengbo Li. Compressive sensing for 3d data processing tasks: applications, models and algorithms. Technical report, Rice University, 2011.
- [43] Chengbo Li, Wotao Yin, and Yin Zhang. User’s guide for tval3: Tv minimization by augmented lagrangian and alternating direction algorithms. *CAAM report*, 20(46-47):4, 2009.
- [44] Jiaming Liu, Yu Sun, Xiaojian Xu, and Ulugbek S Kamilov. Image restoration using total variation regularized deep image prior. *arXiv preprint arXiv:1810.12864*, 2018.

- [45] Ziwei Liu, Ping Luo, Xiaogang Wang, and Xiaoou Tang. Deep learning face attributes in the wild. In *Proceedings of International Conference on Computer Vision (ICCV)*, 2015.
- [46] Po-Ling Loh and Martin J Wainwright. High-dimensional regression with noisy and missing data: Provable guarantees with non-convexity. In *NeurIPS*, pages 2726–2734, 2011.
- [47] Michael Lustig, David Donoho, and John M Pauly. Sparse MRI: The application of compressed sensing for rapid MR imaging. *Magnetic resonance in medicine*, 58(6):1182–1195, 2007.
- [48] Michael Lustig, David L Donoho, Juan M Santos, and John M Pauly. Compressed sensing MRI. *IEEE signal processing magazine*, 25(2):72–82, 2008.
- [49] Fangchang Ma, Ulas Ayaz, and Sertac Karaman. Invertibility of convolutional generative networks from partial measurements. In *Advances in Neural Information Processing Systems*, pages 9628–9637, 2018.
- [50] Morteza Mardani, Enhao Gong, Joseph Y Cheng, Shreyas Vasawala, Greg Zaharchuk, Marcus Alley, Neil Thakur, Song Han, William Dally, John M Pauly, et al. Deep generative adversarial networks for compressed sensing automates MRI. *arXiv preprint arXiv:1706.00051*, 2017.
- [51] Morteza Mardani, Hatef Monajemi, Vardan Papyan, Shreyas Vasawala, David Donoho, and John Pauly. Recurrent generative adversarial networks for proximal learning and automated compressive image recovery. *arXiv preprint arXiv:1711.10046*, 2017.
- [52] Morteza Mardani, Qingyun Sun, Shreyas Vasawala, Vardan Papyan, Hatef Monajemi, John Pauly, and David Donoho. Neural proximal gradient descent for compressive imaging. *arXiv preprint arXiv:1806.03963*, 2018.
- [53] Chris Metzler, Ali Mousavi, and Richard Baraniuk. Learned D-AMP: Principled neural network based compressive image recovery. In *NeurIPS*, pages 1772–1783, 2017.
- [54] Christopher A Metzler, Arian Maleki, and Richard G Baraniuk. BM3D-AMP: A new image recovery algorithm based on BM3D denoising. In *Image Processing (ICIP), 2015 IEEE International Conference on*, pages 3116–3120. IEEE, 2015.
- [55] Christopher A Metzler, Arian Maleki, and Richard G Baraniuk. From denoising to compressed sensing. *IEEE Transactions on Information Theory*, 62(9):5117–5144, 2016.
- [56] Dustin G Mixon and Soledad Villar. Sunlayer: Stable denoising with generative networks. *arXiv preprint arXiv:1803.09319*, 2018.
- [57] Sahand Negahban, Bin Yu, Martin J Wainwright, and Pradeep K Ravikumar. A unified framework for high-dimensional analysis of  $m$ -estimators with decomposable regularizers. In *Advances in Neural Information Processing Systems*, pages 1348–1356, 2009.
- [58] Dong Nie, Roger Trullo, Jun Lian, Caroline Petitjean, Su Ruan, Qian Wang, and Dinggang Shen. Medical image synthesis with context-aware generative adversarial networks. In *International Conference on Medical Image Computing and Computer-Assisted Intervention*, pages 417–425. Springer, 2017.
- [59] Roberto Imbuzeiro Oliveira. The lower tail of random quadratic forms, with applications to ordinary least squares and restricted eigenvalue properties. *arXiv preprint arXiv:1312.2903*, 2013.
- [60] Samet Oymak and Mahdi Soltanolkotabi. Overparameterized nonlinear learning: Gradient descent takes the shortest path? ., 12 2018.
- [61] Samet Oymak and Mahdi Soltanolkotabi. Towards moderate overparameterization: global convergence guarantees for training shallow neural networks. *arXiv preprint arXiv:1902.04674*, 2019.
- [62] Parthe Pandit, Mojtaba Sahraee, Sundeep Rangan, and Alyson K Fletcher. Asymptotics of map inference in deep networks. *arXiv preprint arXiv:1903.01293*, 2019.
- [63] Adam Paszke, Sam Gross, Soumith Chintala, Gregory Chanan, Edward Yang, Zachary DeVito, Zeming Lin, Alban Desmaison, Luca Antiga, and Adam Lerer. Automatic differentiation in pytorch. *Open Review*, 2017.
- [64] F. Pedregosa, G. Varoquaux, A. Gramfort, V. Michel, B. Thirion, O. Grisel, M. Blondel, P. Prettenhofer, R. Weiss, V. Dubourg, J. Vanderplas, A. Passos, D. Cournapeau, M. Brucher, M. Perrot, and E. Duchesnay. Scikit-learn: Machine learning in Python. *Journal of Machine Learning Research*, 12:2825–2830, 2011.
- [65] Saad Qaisar, Rana Muhammad Bilal, Wafa Iqbal, Muqaddas Naureen, and Sungyoung Lee. Compressive sensing: From theory to applications. *Journal of Communications and networks*, 15(5):443–456, 2013.

- [66] Alec Radford, Luke Metz, and Soumith Chintala. Unsupervised representation learning with deep convolutional generative adversarial networks. *arXiv preprint arXiv:1511.06434*, 2015.
- [67] Yaniv Romano, Michael Elad, and Peyman Milanfar. The little engine that could: Regularization by denoising (red). *SIAM Journal on Imaging Sciences*, 10(4):1804–1844, 2017.
- [68] Olaf Ronneberger, Philipp Fischer, and Thomas Brox. U-net: Convolutional networks for biomedical image segmentation. In *International Conference on Medical image computing and computer-assisted intervention*, pages 234–241. Springer, 2015.
- [69] Leonid I Rudin, Stanley Osher, and Emad Fatemi. Nonlinear total variation based noise removal algorithms. *Physica D: nonlinear phenomena*, 60(1-4):259–268, 1992.
- [70] Andrei A Rusu, Dushyant Rao, Jakub Sygnowski, Oriol Vinyals, Razvan Pascanu, Simon Osindero, and Raia Hadsell. Meta-learning with latent embedding optimization. *arXiv preprint arXiv:1807.05960*, 2018.
- [71] Thomas Schlegl, Philipp Seeböck, Sebastian M Waldstein, Ursula Schmidt-Erfurth, and Georg Langs. Unsupervised anomaly detection with generative adversarial networks to guide marker discovery. In *International Conference on Information Processing in Medical Imaging*, pages 146–157. Springer, 2017.
- [72] Jo Schlemper, Jose Caballero, Joseph V Hajnal, Anthony N Price, and Daniel Rueckert. A deep cascade of convolutional neural networks for dynamic mr image reconstruction. *IEEE transactions on Medical Imaging*, 37(2):491–503, 2017.
- [73] Philip Schniter, Sundeep Rangan, and Alyson K Fletcher. Vector approximate message passing for the generalized linear model. In *ACSSC*, pages 1525–1529. IEEE, 2016.
- [74] Viraj Shah and Chinmay Hegde. Solving linear inverse problems using gan priors: An algorithm with provable guarantees. *arXiv preprint arXiv:1802.08406*, 2018.
- [75] Robert Tibshirani. Regression shrinkage and selection via the lasso. *Journal of the Royal Statistical Society. Series B (Methodological)*, pages 267–288, 1996.
- [76] Tijmen Tieleman and Geoffrey Hinton. Lecture 6.5-rmsprop: Divide the gradient by a running average of its recent magnitude. *COURSERA: Neural networks for machine learning*, 4(2):26–31, 2012.
- [77] Subarna Tripathi, Zachary C Lipton, and Truong Q Nguyen. Correction by projection: Denoising images with generative adversarial networks. *arXiv preprint arXiv:1803.04477*, 2018.
- [78] Joel A Tropp. Just relax: Convex programming methods for identifying sparse signals in noise. *IEEE transactions on information theory*, 52(3):1030–1051, 2006.
- [79] Dmitry Ulyanov, Andrea Vedaldi, and Victor Lempitsky. Deep image prior. In *Proceedings of the IEEE Conference on Computer Vision and Pattern Recognition*, pages 9446–9454, 2018.
- [80] Aaron Van Den Oord, Sander Dieleman, Heiga Zen, Karen Simonyan, Oriol Vinyals, Alex Graves, Nal Kalchbrenner, Andrew Senior, and Koray Kavukcuoglu. Wavenet: A generative model for raw audio. *arXiv preprint arXiv:1609.03499*, 2016.
- [81] Singanallur V Venkatakrishnan, Charles A Bouman, and Brendt Wohlberg. Plug-and-play priors for model based reconstruction. In *GlobalSIP, 2013 IEEE*, pages 945–948. IEEE, 2013.
- [82] Yilun Wang, Junfeng Yang, Wotao Yin, and Yin Zhang. A new alternating minimization algorithm for total variation image reconstruction. *SIAM Journal on Imaging Sciences*, 1(3):248–272, 2008.
- [83] F Wasilewski. Pywavelets: Discrete wavelet transform in python, 2010.
- [84] David W Winters, Barry D Van Veen, and Susan C Hagness. A sparsity regularization approach to the electromagnetic inverse scattering problem. *IEEE transactions on antennas and propagation*, 58(1):145–154, 2010.
- [85] Jelmer M Wolterink, Tim Leiner, Max A Viergever, and Ivana Išgum. Generative adversarial networks for noise reduction in low-dose ct. *IEEE transactions on medical imaging*, 36(12):2536–2545, 2017.
- [86] Jian Zhang, Shaohui Liu, Ruiqin Xiong, Siwei Ma, and Debin Zhao. Improved total variation based image compressive sensing recovery by nonlocal regularization. In *Circuits and Systems (ISCAS), 2013 IEEE International Symposium on*, pages 2836–2839. IEEE, 2013.

Table 2: Runtime (seconds) for each algorithm with varying number of measurements.

Algorithm	1000	2000	4000	8000
CS-DIP	15.6	<b>17.1</b>	<b>20.4</b>	<b>29.9</b>
BM3D-AMP	51.1	54.0	67.8	71.2
TVAL3	<b>13.8</b>	22.1	31.9	56.7
Lasso DCT	27.1	33.0	52.2	96.4

## A Implementation Details

**Hyperparameter search:** After a standard grid search procedure, we set the TV hyperparameter  $\lambda_T = 0.01$ , which aids in providing a sharper reconstruction of the image’s high frequency components. For the learned regularization experiments in Section 5.2.1, a similar grid search was performed to set  $\lambda_L = 100$ . The criteria for selecting a hyperparameter is one that provides lowest error with the observed measurements, i.e. without observing ground truth. We tune hyperparameters on a random set of ten images; this set is disjoint from the images used for evaluation.

**Initializations:** The measurement matrix  $A$  is initialized at random for each sample. Similarly network input  $z$  in Eqn. 3 is initialized with random Gaussian i.i.d. entries and then held fixed as we optimize over network weights  $w$ . We set the dimension of  $z$  to be 128, a standard choice for DCGAN architectures. For a sufficient number of pixels  $n$ , i.e. for chest x-ray and retinopathy images, different initializations of  $z$  do not affect performance. However for smaller  $n$ , i.e. for MNIST images, performance can vary with different initializations of  $z$ .

**Early stopping:** We stop after 1000 iterations in all experiments. Similar to Figure 2 in Ulyanov et al. [79], we found MSE to decrease initially and then plateau until roughly 10,000 iterations, at which point the network overfits to noise. Hence we terminate the optimization procedure within this plateau region to avoid overfitting. This early stopping technique is common in DIP methods, hence our motivation to justify it theoretically in Section 4.

## B Additional Experiments

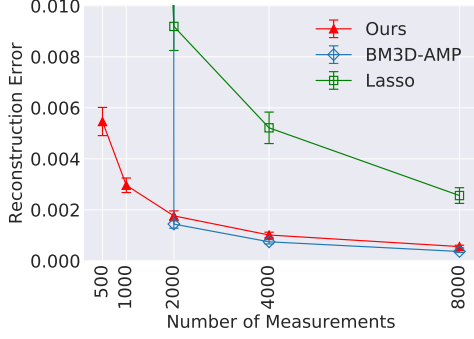
**Fourier measurement process:** All other experiments used a measurement matrix  $A$  containing Gaussian i.i.d. entries. We now consider the case where the measurement matrix is a subsampled Fourier matrix. For a 2D image  $x$  and a set of indices  $\Omega$ , the measurements we receive are given by  $y_{(i,j)} = [\mathcal{F}(x)]_{(i,j)}$ ,  $(i, j) \in \Omega$ , where  $\mathcal{F}$  is the 2D Fourier transform. We choose  $\Omega$  to be indices along radial lines, as shown in Figure 13 of the appendix; this choice of  $\Omega$  is common in literature [8] and MRI applications [50, 48, 22]. While Fourier subsampling is common in MRI applications, we use it here on images of x-rays simply to demonstrate that our algorithm performs well with different measurement processes.

In Figure 3b, we compare our algorithm to baselines on the x-ray dataset for  $\{3, 5, 10, 20\}$  radial lines in the Fourier domain, which corresponds to  $\{381, 634, 1260, 2500\}$  Fourier coefficients, respectively. Quantitatively we outperform all baselines. Qualitative reconstructions can be found in Figure 14.

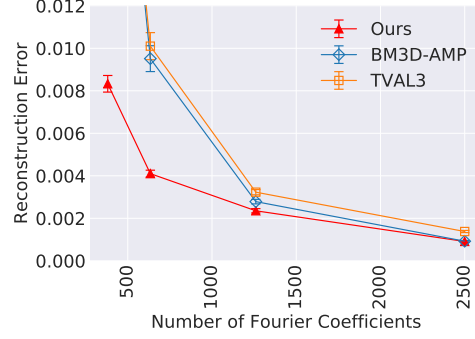
**Retinopathy:** We plot reconstruction error with varying number of measurements  $m$  of  $n = 49152$  in Figure 3a. On this RGB dataset we quantitatively outperform all baselines except BM3D-AMP on higher  $m$ ; however, even at these higher  $m$ , patches of green and purple pixels corrupt the image reconstructions as seen in Figure 10. Similar to x-ray for lower  $m$ , BM3D-AMP often fails to produce anything sensible. All retinopathy reconstructions are located in the appendix.

**Robustness to noise:** In Figure 4b we demonstrate that our algorithm is robust to additive noise, i.e. when  $\eta \neq 0$  in Eqn. 1, achieving similar behavior to baselines.

**Runtime:** We demonstrate runtimes for all algorithms on the x-ray dataset in Table 2. While our algorithm is faster in most cases, we acknowledge this is not a fair comparison as baselines do not have the benefit of running GPU. Meanwhile our algorithm was run on a NVIDIA GTX 1080-Ti. Ultimately this demonstrates that our algorithm executes in a reasonable amount of time, which can be an issue with DIP methods employing a U-net architecture.

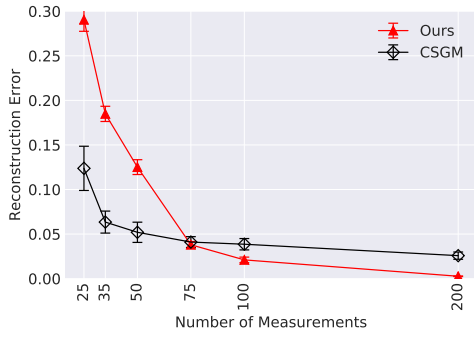


(a) MSE - retinopathy (RGB) with Gaussian measurements

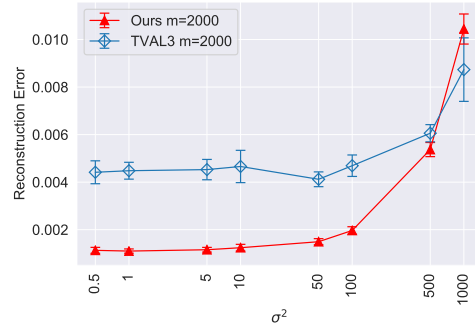


(b) MSE - chest x-ray with Fourier measurements

Figure 3: Per-pixel reconstruction error (MSE) vs. number of measurements. Vertical bars indicate 95% confidence intervals. Unfortunately an RGB version of TVAL3 does not currently exist, although related TV algorithms such as FTVD perform similar denoising tasks [82].



(a) Reconstruction error (MSE) on MNIST for varying number of measurements. As expected, the trained algorithm of Bora et al. (CSGM) outperforms our method for fewer measurements; however, CSGM saturates after 75 measurements, as its output is constrained to the range of the generator. This saturation is discussed in Bora et al., Section 6.1.1.



(b) Reconstruction error (MSE) on x-ray images for varying amounts of noise; number of measurements  $m$  fixed at 2000. The term  $\sigma^2$  corresponds to variance of the noise vector  $\eta$  in  $y = Ax + \eta$ , i.e. each entry of  $\eta$  is drawn independently  $\mathcal{N}(0, \frac{\sigma^2}{m})$ . Other baselines have error far above the vertical axis and are thus not visible in this plot.

Figure 4

---

**Algorithm 1** Estimate  $(\mu, \Sigma)$  for a distribution of optimal network weights  $W^*$

---

**Input:** Set of optimal weights  $W^* = \{w_1^*, w_2^*, \dots, w_Q^*\}$  obtained from  $L$ -layer DCGAN run over  $Q$  images; number of samples  $S$ ; number of iterations  $T$ .

**Output:** Mean vector  $\mu \in \mathbb{R}^L$ ; covariance matrix  $\Sigma \in \mathbb{R}^{L \times L}$ .

---

- 1: **for**  $t = 1$  to  $T$  **do**
  - 2:   Sample  $q$  uniformly from  $\{1, \dots, Q\}$
  - 3:   **for**  $l = 1$  to  $L$  {for each layer} **do**
  - 4:     Get  $v \in \mathbb{R}^S$ , a vector of  $S$  uniformly sampled weights from the  $l^{\text{th}}$  layer of  $w_q^*$
  - 5:      $M_t[l, :] \leftarrow v^T$  where  $M_t[l, :]$  is the  $l^{\text{th}}$  row of matrix  $M_t \in \mathbb{R}^{L \times S}$
  - 6:      $\mu_t[l] \leftarrow \frac{1}{S} \sum_{i=1}^S v_i$
  - 7:   **end for**
  - 8:    $\Sigma_t \leftarrow \frac{1}{S} M_t M_t^T - \mu_t \mu_t^T$
  - 9: **end for**
  - 10:  $\mu \leftarrow \frac{1}{T} \sum_{t=1}^T \mu_t$
  - 11:  $\Sigma \leftarrow \frac{1}{T} \sum_{t=1}^T \Sigma_t$
-

## C Proof of Section 4: Theoretical Justification for Early Stopping

In this section we prove our theoretical result in Theorem 4.1. We begin with a summary of some notations we use throughout in Section C.1. Next, we state some preliminary calculations in Section C.2. Then, we state a few key lemmas in Section C.3 with the proofs deferred to Appendix D. Finally, we complete the proof of Theorem 4.1 in Section C.4. We note that when  $V$  has i.i.d. Gaussian entries and  $A$  contains orthonormal rows,  $AV$  also has i.i.d. Gaussian entries. Therefore without loss of generality we carry out the proof with  $A = I$  and  $m = n$ . The result stated in the theorem simply follows by replacing  $V$  in our proof with  $AV$ .

### C.1 Notation

In this section we gather some notation used throughout the proofs. We use  $\phi(z) = \text{ReLU}(z) = \max(0, z)$  with  $\phi'(z) = \mathbb{I}_{\{z \geq 0\}}$ . For two matrices/vectors  $x$  and  $y$  of the same size we use  $x \odot y$  to denote the entrywise Hadamard product of these two matrices/vectors. We also use  $x \otimes y$  to denote their Kronecker product. For two matrices  $B \in \mathbb{R}^{n \times d_1}$  and  $C \in \mathbb{R}^{n \times d_2}$ , we use the Khatri-Rao product as the matrix  $A = B * C \in \mathbb{R}^{n \times d_1 d_2}$  with rows  $A_i$  given by  $A_i = B_i \otimes C_i$ . For a matrix  $M \in \mathbb{R}^{m \times n}$  we use  $\text{vect}(M) \in \mathbb{R}^{mn}$  to denote a vector obtained by aggregating the rows of the matrix  $M$  into a vector, i.e.  $\text{vect}(M) = [M_1 \ M_2 \ \dots \ M_m]^T$ . For a matrix  $X$  we use  $\sigma_{\min}(X)$  and  $\|X\|$  denotes the minimum singular value and spectral norm of  $X$ . Similarly, for a symmetric matrix  $M$  we use  $\lambda_{\min}(M)$  to denote its smallest eigenvalue.

### C.2 Preliminaries

In this section we carry out some simple calculations yielding simple formulas for the gradient and Jacobian mappings. We begin by noting we can rewrite the gradient descent iterations in the form

$$\text{vect}(W_{\tau+1}) = \text{vect}(W_{\tau}) - \eta \text{vect}(\nabla \mathcal{L}(W_{\tau})).$$

Here,

$$\text{vect}(\nabla \mathcal{L}(W_{\tau})) = \mathcal{J}^T(W_{\tau}) r(W_{\tau}),$$

where

$$\mathcal{J}(W) = \frac{\partial}{\partial \text{vect}(W)} f(W) \quad \text{and}$$

is the Jacobian mapping associated to the network and

$$r(W) = \phi(V\phi(Wz)) - y.$$

is the misfit or residual vector. Note that

$$\begin{aligned} \frac{\partial}{\partial \text{vect}(W)} v^T \phi(Wz) &= [v_1 \phi'(w_1^T z) x^T \quad \dots \quad v_k \phi'(w_k^T z) x^T] \\ &= (v \odot \phi'(Wz))^T \otimes x^T \end{aligned}$$

Thus

$$\mathcal{J}(W) = (V \text{diag}(\phi'(Wz))) * (1z^T),$$

This in turn yields

$$\begin{aligned} \mathcal{J}(W) \mathcal{J}^T(W) &= (V \text{diag}(\phi'(Wz)) \text{diag}(\phi'(Wz)) V^T) \dots \\ &\quad \odot (\|z\|^2 11^T) \\ &= \|z\|^2 V \text{diag}(\phi'(Wz) \odot \phi'(Wz)) V^T \end{aligned} \tag{8}$$

### C.3 Lemmas for controlling the spectrum of the Jacobian and initial misfit

In this section we state a few lemmas concerning the spectral properties of the Jacobian mapping, its perturbation and initial misfit of the model with the proofs deferred to Appendix D.



**Lemma C.1** (Minimum singular value of the Jacobian at initialization). *Let  $V \in \mathbb{R}^{n \times d}$  and  $W \in \mathbb{R}^{d \times k}$  be random matrices with i.i.d.  $\mathcal{N}(0, \nu^2)$  and  $\mathcal{N}(0, 1)$  entries and define the Jacobian mapping  $\mathcal{J}(W) = (V \text{diag}(\phi'(Wz))) * (1z^T)$ . Then as long as  $d \geq 3828n$ ,*

$$\sigma_{\min}(\mathcal{J}(W)) \geq \frac{1}{2} \nu \sqrt{d} \|z\|.$$

*holds with probability at least  $1 - 2e^{-n}$ .*

**Lemma C.2** (Perturbation lemma). *Let  $V \in \mathbb{R}^{n \times d}$  be a matrix with i.i.d.  $\mathcal{N}(0, \nu^2)$  entries,  $W \in \mathbb{R}^{d \times k}$ , and define the Jacobian mapping  $\mathcal{J}(W) = (V \text{diag}(\phi'(Wz))) * (1z^T)$ . Also let  $W_0$  be a matrix with i.i.d.  $\mathcal{N}(0, 1)$  entries. Then,*

$$\|\mathcal{J}(W) - \mathcal{J}(W_0)\| \leq \nu \|z\| \left( 2\sqrt{n} + \dots \sqrt{6(2dR)^{\frac{2}{3}} \log\left(\frac{d}{3(2dR)^{\frac{2}{3}}}\right)} \right),$$

*holds for all  $W \in \mathbb{R}^{d \times k}$  obeying  $\|W - W_0\| \leq R$  with probability at least  $1 - e^{-n/2} - e^{-\frac{(2dR)^{\frac{2}{3}}}{6}}$ .*

**Lemma C.3** (Spectral norm of the Jacobian). *Let  $V \in \mathbb{R}^{n \times d}$  be a matrix with i.i.d.  $\mathcal{N}(0, \nu^2)$  entries,  $W \in \mathbb{R}^{d \times k}$ , and define the Jacobian mapping  $\mathcal{J}(W) = (V \text{diag}(\phi'(Wz))) * (1z^T)$ . Then,*

$$\|\mathcal{J}(W)\| \leq \nu \left( \sqrt{d} + 2\sqrt{n} \right) \|z\|,$$

*holds for all  $W \in \mathbb{R}^{d \times k}$  with probability at least  $1 - e^{-n/2}$ .*

**Lemma C.4** (Initial misfit). *Let  $V \in \mathbb{R}^{n \times d}$  be a matrix with i.i.d.  $\mathcal{N}(0, \nu^2)$  entries with  $\nu = \frac{1}{\sqrt{dn}} \frac{\|y\|}{\|z\|}$ . Also let  $W \in \mathbb{R}^{d \times k}$  be a matrix with i.i.d.  $\mathcal{N}(0, 1)$  entries. Then*

$$\|V\phi(Wz) - y\| \leq 3\|y\|,$$

*holds with probability at least  $1 - e^{-n/2} - e^{-d/2}$ .*

#### C.4 Proof of Theorem 4.1

Consider a nonlinear least-squares optimization problem of the form

$$\min_{\theta \in \mathbb{R}^p} \mathcal{L}(\theta) := \frac{1}{2} \|f(\theta) - y\|^2,$$

with  $f: \mathbb{R}^p \mapsto \mathbb{R}^n$  and  $y \in \mathbb{R}^n$ . Suppose the Jacobian mapping associated with  $f$  obeys the following three assumptions.

**Assumption 1.** *Fix a point  $\theta_0$ . We have that  $\sigma_{\min}(\mathcal{J}(\theta_0)) \geq 2\alpha$ .*

**Assumption 2.** *Let  $\|\cdot\|$  denote a norm that is dominated by the Euclidean norm i.e.  $\|\theta\| \leq \|\theta\|$  holds for all  $\theta \in \mathbb{R}^p$ . Fix a point  $\theta_0$  and a number  $R > 0$ . For any  $\theta$  satisfying  $\|\theta - \theta_0\| \leq R$ , we have that  $\|\mathcal{J}(\theta_0) - \mathcal{J}(\theta)\| \leq \alpha/3$ .*

**Assumption 3.** *For all  $\theta \in \mathbb{R}^p$ , we have that  $\|\mathcal{J}(\theta)\| \leq \beta$ .*

Under these assumptions we can state the following theorem from [61].

**Theorem C.5** (Non-smooth Overparameterized Optimization). *Given  $\theta_0 \in \mathbb{R}^p$ , suppose Assumptions 1, 2, and 3 hold with*

$$R = \frac{5\|y - f(\theta_0)\|}{\alpha}.$$

*Then, picking constant learning rate  $\eta \leq \frac{1}{\beta^2}$ , all gradient iterations obey the followings*

$$\|y - f(\theta_\tau)\| \leq \left(1 - \frac{\eta\alpha^2}{4}\right)^\tau \|y - f(\theta_0)\| \quad (9)$$

$$\frac{\alpha}{5} \|\theta_\tau - \theta_0\| + \|y - f(\theta_\tau)\| \leq \|y - f(\theta_0)\|. \quad (10)$$

We shall apply this theorem to the case where the parameter is  $W$  and the nonlinear mapping is given by  $V\phi(Wz)$  and  $\phi = ReLU$ . All that is needed to be able to apply this theorem is check that the assumptions hold. Per the assumptions of the theorem we use

$$\nu = \frac{1}{\sqrt{dn}} \frac{\|y\|}{\|z\|}.$$

To this aim note that using Lemma C.1 Assumption 1 holds with

$$\alpha = \frac{1}{4} \nu \sqrt{d} \|z\| = \frac{1}{4\sqrt{n}} \|y\|,$$

with probability at least  $1 - 2e^{-n}$ . Furthermore, by Lemma C.3 Assumption 3 holds with

$$\begin{aligned} \beta &= \frac{\|y\|}{\sqrt{8n}} \sqrt{4n + d} \\ &\geq \frac{1}{2} \left( \sqrt{\frac{d}{4n}} + 1 \right) \|y\| \\ &= \nu \left( \sqrt{d} + 2\sqrt{n} \right) \|z\|. \end{aligned}$$

with probability at least  $1 - e^{-n/2}$ . All that remains for applying the theorem above is to verify Assumption 2 holds with high probability

$$R = 60\sqrt{n} = 15 \frac{\|y\|}{\alpha} \geq \frac{5}{\alpha} \|V\phi(Wz) - y\|$$

In the above we have used Lemma C.4 to conclude that  $\|V\phi(Wz) - y\| \leq 3\|y\|$  holds with probability at least  $1 - e^{-n/2} - e^{-d/2}$ . Thus, using Lemma C.2 all that remains is to show that

$$\begin{aligned} \frac{1}{\sqrt{dn}} \|y\| \left( 2\sqrt{n} + \sqrt{6(2dR)^{\frac{2}{3}} \ln \left( \frac{d}{3(2dR)^{\frac{2}{3}}} \right)} \right) \\ \leq \frac{\alpha}{3} \\ = \frac{\|y\|}{12\sqrt{n}}, \end{aligned}$$

holds with  $R = 60\sqrt{n}$  and with probability at least  $1 - e^{-n/2} - e^{-\frac{(120)^{\frac{2}{3}}}{6} d^{\frac{2}{3}} n^{\frac{1}{3}}} \geq 1 - e^{-n/2} - e^{-4d^{\frac{2}{3}} n^{\frac{1}{3}}}$ . The latter is equivalent to

$$2\sqrt{n} + \sqrt{6(120d\sqrt{n})^{\frac{2}{3}} \ln \left( \frac{d}{3(120d\sqrt{n})^{\frac{2}{3}}} \right)} \leq \frac{\sqrt{d}}{12},$$

which can be rewritten in the form

$$2\sqrt{\frac{n}{d}} + \sqrt{6(120)^{\frac{2}{3}} \sqrt[3]{\frac{n}{d}} \ln \left( \frac{1}{3(120)^{\frac{2}{3}} \sqrt[3]{\frac{n}{d}}} \right)} \leq \frac{1}{12},$$

which holds as long as  $d \geq 4.3 \times 10^{15} n$ . Thus with  $d \geq Cn$  then Assumptions 1, 2, and 3 holds with probability at least  $1 - 5e^{-n/2} - e^{-d/2} - e^{-4d^{\frac{2}{3}} n^{\frac{1}{3}}}$ . Thus, Theorem C.5 holds with high probability. Applying Theorem C.5 completes the proof.

## D Proof of Lemmas for the Spectral Properties of the Jacobian

### D.1 Proof of Lemma C.1

We prove the result for  $\nu = 1$ , the general result follows from a simple re-scaling. Define the vectors

$$a_\ell = V_\ell \phi'(\langle w_\ell, z \rangle) \in \mathbb{R}^n,$$

with  $V_\ell$  the  $\ell$ th column of  $V$ . Using (8) we have

$$\begin{aligned}\mathcal{J}(W)\mathcal{J}^T(W) &= \|z\|^2 V \text{diag}(\phi'(Wz) \odot \phi'(Wz)) V^T, \\ &= \|z\|^2 \left( \sum_{\ell=1}^d a_\ell a_\ell^T \right), \\ &= d \|z\|^2 \left( \frac{1}{d} \sum_{\ell=1}^d a_\ell a_\ell^T \right).\end{aligned}\tag{11}$$

To bound the minimum eigenvalue we state a result from [59].

**Theorem D.1.** *Assume  $A_1, \dots, A_d \in \mathbb{R}^{n \times n}$  are i.i.d. random positive semidefinite matrices whose coordinates have bounded second moments. Define  $\Sigma := \mathbb{E}[A_1]$  (this is an entry-wise expectation) and*

$$\widehat{\Sigma}_d = \frac{1}{d} \sum_{\ell=1}^d A_\ell.$$

Let  $h \in (1, +\infty)$  be such that  $\sqrt{\mathbb{E}[(u^T A_1 u)^2]} \leq hu^T \Sigma u$  for all  $u \in \mathbb{R}^n$ . Then for any  $\delta \in (0, 1)$  we have

$$\mathbb{P} \left\{ \forall u \in \mathbb{R}^n : u^T \widehat{\Sigma}_d u \geq \left( 1 - 7h \sqrt{\frac{n + 2 \ln(2/\delta)}{d}} \right) u^T \Sigma u \right\} \geq 1 - \delta$$

We shall apply this theorem with  $A_\ell := a_\ell a_\ell^T$ . To do this we need to calculate the various parameters in the theorem. We begin with  $\Sigma$  and note that for ReLU we have

$$\begin{aligned}\Sigma &:= \mathbb{E}[A_1] \\ &= \mathbb{E}[a_1 a_1^T] \\ &= \mathbb{E}_{w \sim \mathcal{N}(0, I_k)} [(\phi'(\langle w, z \rangle))^2] \mathbb{E}_{v \sim \mathcal{N}(0, I_n)} [v v^T] \\ &= \mathbb{E}_{w \sim \mathcal{N}(0, I_k)} [(\phi'(w^T z))^2] I_n \\ &= \mathbb{E}_{w \sim \mathcal{N}(0, I_k)} [\mathbb{I}_{\{w^T z \geq 0\}}] I_n \\ &= \frac{1}{2} I_n.\end{aligned}$$

To calculate  $h$  we have

$$\begin{aligned}\sqrt{\mathbb{E}[(u^T A_1 u)^2]} &\leq \sqrt{\mathbb{E}[(a_1^T u)^4]} \\ &\leq \sqrt{\mathbb{E}_{w \sim \mathcal{N}(0, I_k)} [\mathbb{I}_{\{w^T z \geq 0\}}] \cdot \mathbb{E}_{v \sim \mathcal{N}(0, I_n)} [(v^T u)^4]} \\ &\leq \sqrt{\frac{3}{2}} \|u\|^4 \\ &\leq \frac{\sqrt{3}}{\sqrt{2}} \|u\|^2 \\ &= \sqrt{6} u^T \left( \frac{1}{2} I_n \right) u \\ &= \sqrt{6} \cdot u^T \Sigma u.\end{aligned}$$

Thus we can take  $h = \sqrt{6}$ . Therefore, using Theorem D.1 with  $\delta = 2e^{-n}$  we can conclude that

$$\lambda_{\min} \left( \frac{1}{d} \sum_{\ell=1}^d a_\ell a_\ell^T \right) \geq \frac{1}{4}$$

holds with probability at least  $1 - 2e^{-n}$  as long as

$$d \geq 3528 \cdot n.$$

Plugging this into (11) we conclude that with probability at least  $1 - 2e^{-n}$

$$\sigma_{\min}(\mathcal{J}(W)) \geq \frac{1}{2} \sqrt{d} \|z\|.$$

## D.2 Proof of Lemma C.2

We prove the result for  $\nu = 1$ , the general result follows from a simple rescaling. Based on (8) we have

$$\begin{aligned} & (\mathcal{J}(W) - \mathcal{J}(W_0)) (\mathcal{J}(W) - \mathcal{J}(W_0))^T \dots \\ &= \|z\|^2 V \text{diag}((\phi'(Wz) - \phi'(W_0z)) \odot \dots \\ & \quad (\phi'(Wz) - \phi'(W_0z))) V^T. \end{aligned}$$

Thus

$$\|\mathcal{J}(W) - \mathcal{J}(W_0)\| \leq \|z\| \|V \text{diag}(\phi'(Wz) - \phi'(W_0z))\| \quad (12)$$

$$\begin{aligned} &= \|z\| \|V \text{diag}(\mathbb{I}_{\{Wz \geq 0\}} - \mathbb{I}_{\{W_0z \geq 0\}})\| \\ &\leq \|z\| \|V_{\mathcal{S}(W)}\|, \end{aligned} \quad (13)$$

where  $\mathcal{S}(W) \subset \{1, 2, \dots, d\}$  is the set of indices where  $Wz$  and  $W_0z$  have different signs i.e.  $\mathcal{S}(W) := \{\ell : \text{sgn}(e_\ell^T Wz) \neq \text{sgn}(e_\ell^T W_0z)\}$  and  $V_{\mathcal{S}(W)}$  is a submatrix  $V$  obtained by picking the columns corresponding to  $\mathcal{S}(W)$ .

To continue further note that by Gordon's lemma we have

$$\sup_{|\mathcal{S}| \leq s} \|V_{\mathcal{S}}\| \leq \sqrt{n} + \sqrt{2s \log(d/s)} + t,$$

with probability at least  $1 - e^{-t^2/2}$ . In particular using  $t = \sqrt{n}$  we conclude that

$$\sup_{|\mathcal{S}| \leq s} \|V_{\mathcal{S}}\| \leq 2\sqrt{n} + \sqrt{2s \log(d/s)}, \quad (14)$$

with probability at least  $1 - e^{-n/2}$ . To continue further we state a lemma controlling the size of  $|\mathcal{S}(W)|$  based on the size of the radius  $R$ .

**Lemma D.2** (sign changes in local neighborhood). *Let  $W_0 \in \mathbb{R}^{d \times k}$  be a matrix with i.i.d.  $\mathcal{N}(0, 1)$  entries. Also for a matrix  $W \in \mathbb{R}^{d \times k}$  define  $\mathcal{S}(W) := \{\ell : \text{sgn}(e_\ell^T Wz) \neq \text{sgn}(e_\ell^T W_0z)\}$ . Then for any  $W \in \mathbb{R}^{d \times k}$  obeying  $\|W - W_0\| \leq R$*

$$|\mathcal{S}(W)| \leq 2 \lceil (2dR)^{\frac{2}{3}} \rceil$$

holds with probability at least  $1 - e^{-\frac{(2dR)^{\frac{2}{3}}}{6}}$ .

Combining (12) together with (14) (using  $s = 3(2dR)^{\frac{2}{3}}$ ) and Lemma D.2 we conclude that

$$\begin{aligned} & \|\mathcal{J}(W) - \mathcal{J}(W_0)\| \dots \\ & \leq \|z\| \left( 2\sqrt{n} + \sqrt{6(2dR)^{\frac{2}{3}} \log\left(\frac{d}{3(2dR)^{\frac{2}{3}}}\right)} \right) \end{aligned}$$

holds with probability at least  $1 - e^{-n/2} - e^{-\frac{(2dR)^{\frac{2}{3}}}{6}}$ .

### D.3 Proof of Lemma D.2

To prove this result we utilize two lemmas from [61]. In these lemmas we use  $|v|_{m-}$  to denote the  $m$ th smallest entry of  $v$  after sorting its entries in terms of absolute value.

**Lemma D.3** (Lemma C.2 in [61]). *Given an integer  $m$ , suppose*

$$\|W - W_0\| \leq \sqrt{m} \frac{|W_0 z|_{m-}}{\|z\|},$$

then

$$|\mathcal{S}(W)| \leq 2m.$$

**Lemma D.4** (Lemma C.3 in [61]). *Let  $z \in \mathbb{R}^k$ . Also let  $W_0 \in \mathbb{R}^{d \times k}$  be a matrix with i.i.d.  $\mathcal{N}(0, 1)$  entries. Then, with probability at least  $1 - e^{-\frac{m}{6}}$ ,*

$$\frac{|W_0 z|_{m-}}{\|z\|} \geq \frac{m}{2d}.$$

Combining the latter two lemmas with  $m = \lceil (2dR)^{\frac{2}{3}} \rceil$  we conclude that when

$$\begin{aligned} \|W - W_0\| &\leq R \\ &\leq \frac{m^{\frac{3}{2}}}{2d} \\ &\leq \sqrt{m} \frac{m}{2d} \\ &\leq \sqrt{m} \frac{|W_0 z|_{m-}}{\|z\|}, \end{aligned}$$

then with probability at least  $1 - e^{-\frac{(2dR)^{\frac{2}{3}}}{6}}$  we have

$$|\mathcal{S}(W)| \leq 2m \leq 2 \lceil (2dR)^{\frac{2}{3}} \rceil.$$

### D.4 Proof of Lemma C.3

We prove the result for  $\nu = 1$ , the general result follows from a simple rescaling. Using (8) we have

$$\mathcal{J}(W) \mathcal{J}^T(W) = \|z\|^2 V \text{diag}(\phi'(Wz) \odot \phi'(Wz)) V^T$$

Thus

$$\begin{aligned} \|\mathcal{J}(W)\| &\leq \|z\| \|V \text{diag}(\phi'(Wz))\| \\ &\leq \|z\| \|V\| \end{aligned}$$

The proof is complete by using standard concentration results for the spectral norm of a Gaussian matrix that allow us to conclude that

$$\|V\| \leq \sqrt{d} + 2\sqrt{n},$$

holds with probability at least  $1 - e^{-n/2}$ .

### D.5 Proof of Lemma C.4

By the triangular inequality we have

$$\|V\phi(Wz) - y\| \leq \|V\phi(Wz)\| + \|y\| \tag{15}$$

To continue further let us consider one entry of  $V\phi(Wz)$  and note that it has the same distribution as

$$V\phi(Wz) \sim \nu \|\phi(Wz)\| g,$$

where  $g \in \mathbb{R}^d$  is random Gaussian vectors with distribution  $g \sim \mathcal{N}(0, I_d)$ . Thus

$$\|V\phi(Wz)\| \sim \nu \|\phi(Wz)\| \|g\| \leq \sqrt{2n\nu} \|\phi(Wz)\| \quad (16)$$

$$\leq \sqrt{2n\nu} \|Wz\|, \quad (17)$$

with probability at least  $1 - e^{-n/2}$ . Furthermore, note that

$$Wz \sim \|z\| \tilde{g},$$

where  $\tilde{g} \in \mathbb{R}^d$  is random Gaussian vectors with distribution  $\tilde{g} \sim \mathcal{N}(0, I_d)$ . Combining the latter with (16) we conclude that

$$\|V\phi(Wz)\| \leq 2\sqrt{nd\nu} \|z\| = 2\|y\|,$$

holds with probability at least  $1 - e^{-n/2} - e^{-d/2}$ . Combining the latter with (15) we conclude that

$$\|V\phi(Wz) - y\| \leq 3\|y\|,$$

holds with probability at least  $1 - e^{-n/2} - e^{-d/2}$ .




Figure 5: Reconstruction results on MNIST for  $m = 25, 50$  measurements respectively (of  $n = 784$  pixels). From top to bottom row: original image, reconstructions by our algorithm, then reconstructions by baselines BM3D-AMP, TVAL3, and Lasso.




Figure 6: Reconstruction results on MNIST for  $m = 100, 200$  measurements respectively (of  $n = 784$  pixels). From top to bottom row: original image, reconstructions by our algorithm, then reconstructions by baselines BM3D-AMP, TVAL3, and Lasso.




Figure 7: Reconstruction results on x-ray images for  $m = 500, 1000$  measurements respectively (of  $n = 65536$  pixels). From top to bottom row: original image, reconstructions by our algorithm, then reconstructions by baselines BM3D-AMP, TVAL3, and Lasso.




Figure 8: Reconstruction results on x-ray images for  $m = 4000, 8000$  measurements respectively (of  $n = 65536$  pixels). From top to bottom row: original image, reconstructions by our algorithm, then reconstructions by baselines BM3D-AMP, TVAL3, and Lasso.



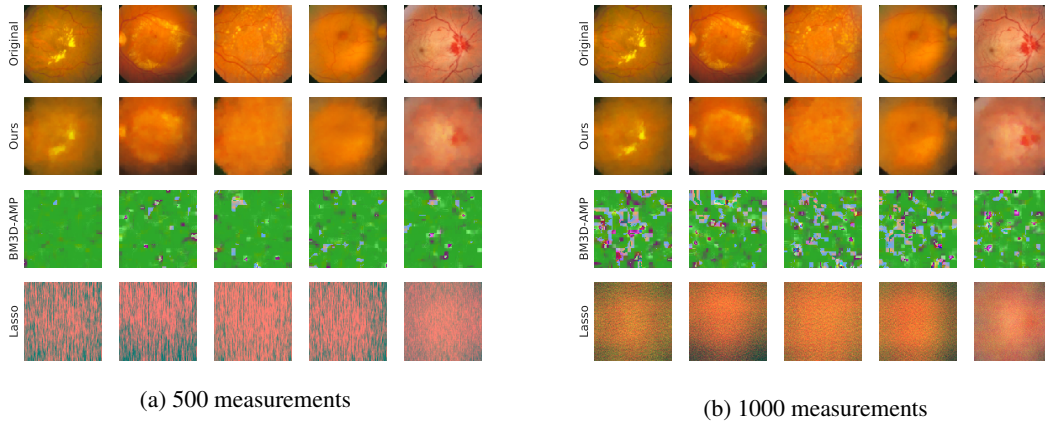


Figure 9: Reconstruction results on retinopathy images for  $m = 500, 1000$  measurements respectively (of  $n = 49152$  pixels). From top to bottom row: original image, reconstructions by our algorithm, then reconstructions by baselines BM3D-AMP and Lasso.

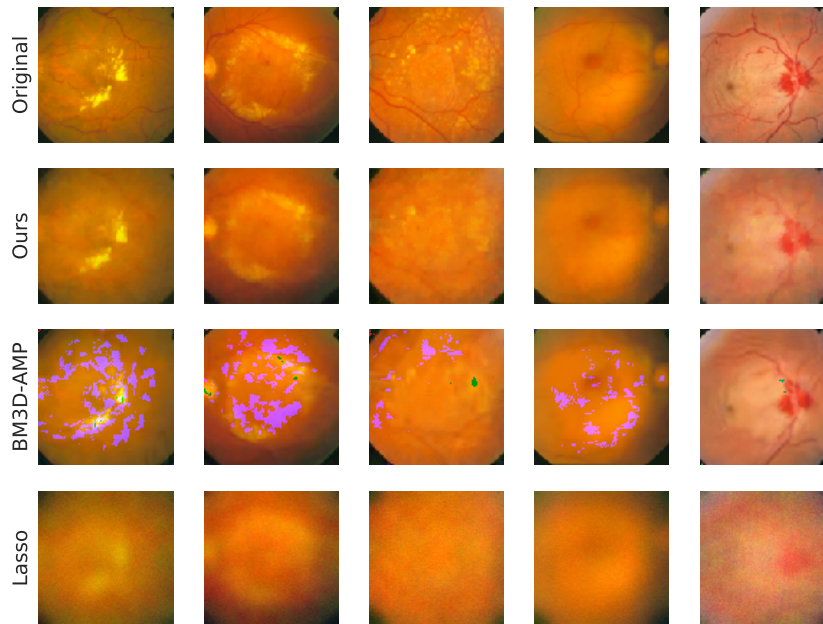


Figure 10: Reconstruction results on retinopathy images for  $m = 2000$  measurements (of  $n = 49152$  pixels). From top to bottom row: original image, reconstructions by our algorithm, then reconstructions by baselines BM3D-AMP and Lasso. In this case the number of measurements is much smaller than the number of pixels (roughly 4% ratio), for which BM3D-AMP fails to converge, as demonstrated by erroneous green and purple pixels. We recommend viewing in color.

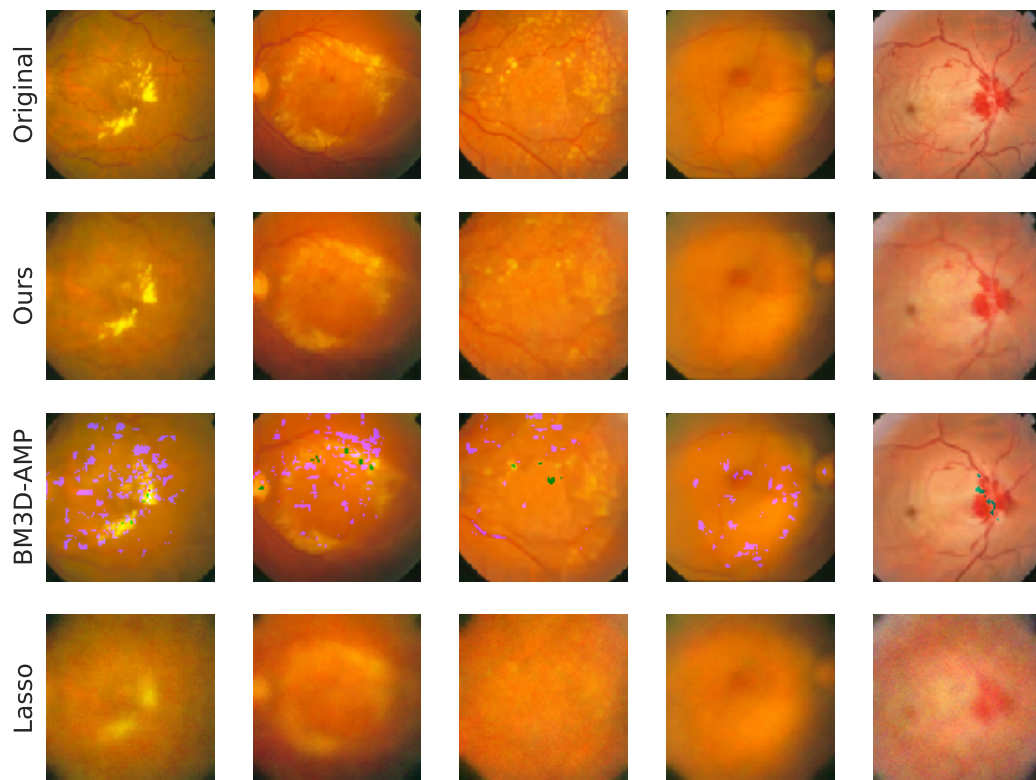


Figure 11: Reconstruction results on retinopathy images for  $m = 4000$  (of  $n = 49152$  pixels). From top to bottom row: original image, reconstructions by our algorithm, then reconstructions by baselines BM3D-AMP and Lasso.

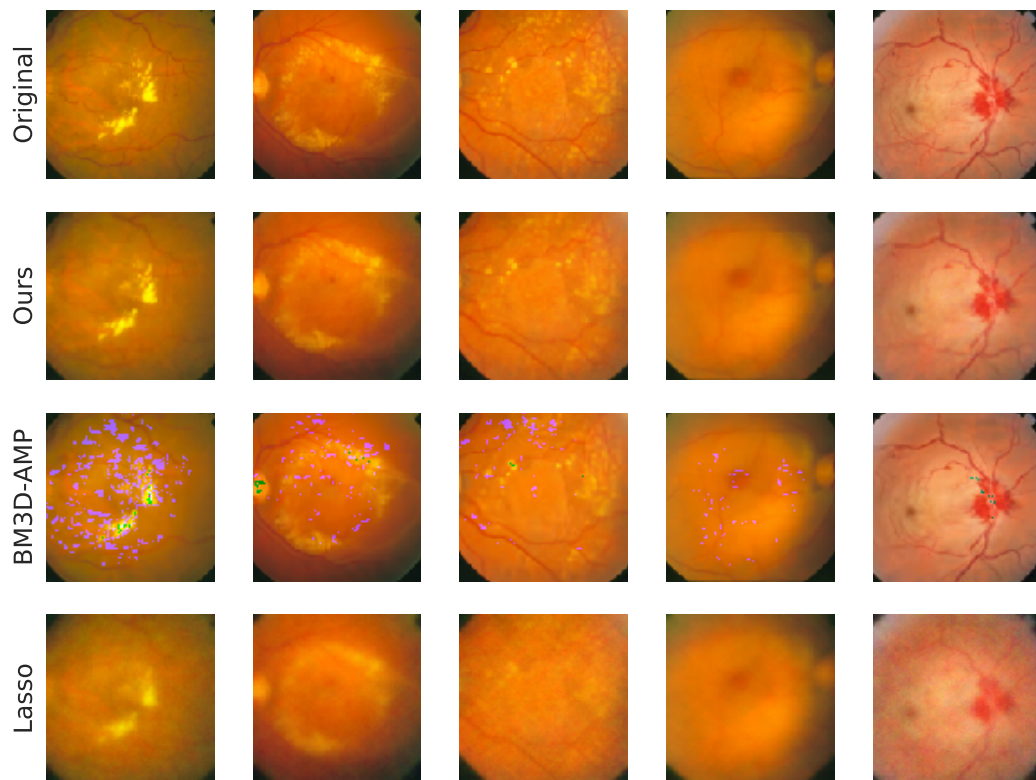


Figure 12: Reconstruction results on retinopathy images for  $m = 8000$  (of  $n = 49152$  pixels). From top to bottom row: original image, reconstructions by our algorithm, then reconstructions by baselines BM3D-AMP and Lasso.




Figure 13: A radial sampling pattern of coefficients  $\Omega$  in the Fourier domain. The measurements are obtained by sampling Fourier coefficients along these radial lines.




Figure 14: Reconstruction results on x-ray images for  $m = 1260$  Fourier coefficients (of  $n = 65536$  pixels). From top to bottom row: original image, reconstructions by our algorithm, then reconstructions by baselines BM3D-AMP and TVAL3.