

On the Rate of Abiogenesis from a Bayesian Informatics Perspective

Jingjing Chen^{1,*} and David Kipping¹

¹Department of Astronomy, Columbia University, 550 W 120th St.,
New York NY 10027

*Corresponding author. E-mail: jc4132@columbia.edu.

Keywords: Exoplanets, habitability, abiogenesis

Abstract

Life appears to have emerged relatively quickly on the Earth, a fact sometimes used to justify a high rate of spontaneous abiogenesis (λ) among Earth-like worlds. Conditioned upon a single datum - the time of earliest evidence for life (t_{obs}) - previous Bayesian formalisms for the posterior distribution of λ have demonstrated how inferences are highly sensitive to the priors. Rather than attempt to infer the true λ posterior, we here compute the relative change to λ when new experimental/observational evidence is introduced. By simulating posterior distributions and resulting entropic information gains, we compare three experimental pressures on λ : 1) evidence for an earlier start to life; t_{obs} ; 2) constraints on spontaneous abiogenesis from the lab; and 3) an exoplanet survey for biosignatures. First, we find that experiments 1 and 2 can only yield lower limits on λ , unlike 3. Second, evidence for an earlier start to life can yield negligible information on λ if $t_{\text{obs}} \ll \lambda_{\text{max}}^{-1}$. Vice versa, experiment 2 is uninformative when $\lambda_{\text{max}} \gg t_{\text{obs}}^{-1}$. Whilst experiment 3 appears the most direct means of measuring λ , we highlight that early starts inform us of the conditions of abiogenesis, and that lab experiments could succeed in building new life. Together then, the three experiments are complimentary and we encourage activity in all to solve this grand challenge.

1 Introduction

The number of communicative civilizations in our galaxy is often framed in terms of the famous Drake Equation, described by seven parameters which can be considered to guide the observational inputs needed to make an inference. When first proposed by Frank Drake over a half a century ago, all of the terms were essentially unknown (Drake, 1965), but today observational constraints exist for the first three terms; the rate of star formation (Robitaille & Whitney, 2010), the fraction of stars with planets (Cassan et al., 2012), and the average number of habitable planets per star (Foreman-Mackey et al., 2014; Dressing & Charbonneau, 2015). It is therefore timely to consider what type of observations might enable us to best constrain the next term, f_l , the fraction of habitable planets which develop life.

At the time of writing, interstellar panspermia is considered to be a unlikely pathway for planets to developing life (Wessen, 2010), which leaves the most likely pathway as being abiogenesis: the spontaneous process by which inert matter becomes living.

The rate of abiogenesis, λ , is surely functionally dependent upon the very specific geophysical, chemical and environmental conditions of a given world (Scharf & Cronin, 2016). For example, it would seem manifestly wrong to assume that frigid Pluto should have the same rate of abiogenesis events as the early Earth. Consequently, one might reasonably ask whether knowledge of the Earth’s rate of abiogenesis has any useful merit for predicting the prevalence of life elsewhere? Whilst this is certainly a reasonable and valid concern, we are frankly left with no choice but to operate under the assumption that the Earth and Earth-like exoplanets belong to the same distribution.

This concern can at least be somewhat mitigated against by assuming that the Earth’s rate of abiogenesis is a representative sample drawn for a particular subset of planet types - namely “Earth-like” planets. The precise definition of what constitutes a member of this subset is an in-depth discussion in of itself (Tasker et al., 2017), but let us continue under the assumption that such a definition can be expressed, whatever it may be.

There are no other known examples of life beyond the Earth. Further, all known extant and extinct forms of life are generally thought to share a universal common ancestry (UCA), an idea which was first suggested by Darwin (1859) and today forms a central pillar of modern evolutionary theory (Sober, 2008). We are therefore faced with the challenge of trying to infer the rate of abiogenesis from a single datum. Further, we cannot exclude the possibility than multiple abiogenesis events occurred or are indeed in the process of occurring, merely that at least one event transpired

which led to a planet-dominating tree of life. A statistic of one is difficult to work with at the best of times, but the situation is exacerbated by the anthropic bias that we would not be here had at least one event not been successful.

A critical piece of observational evidence guiding these discussions is that life appears to have emerged on the Earth over 3.5 billion years ago (Schopf et al., 2007), and thus relatively early. From this observation, there has been numerous efforts to quantify λ conditioned upon this datum, with, for example, Carter (1983) concluding it is compatible with life being rare, whereas Lineweaver & Davis (2002) finding it points strongly towards life being common on Earth-like worlds.

A significant advancement in the statistical treatment was presented in Spiegel & Turner (2012), who cast the problem in a Bayesian framework. As we show later in a re-derivation of their formalism, this naturally accounts for the selection bias imposed by the fact our existence is conditioned upon a success. A key conclusion of Spiegel & Turner (2012) was that the probability distribution of λ conditioned upon the observation of life's early emergence, known as the posterior, is highly sensitive to what prior assumptions (including tacit assumptions) one imposes about how λ is distributed, known as the prior.

In general, the functional form and corresponding shape parameters describing the prior probability distribution for λ are completely unknown. Even changing between different but ostensibly reasonable uninformative priors (e.g. see Lacki 2016) leads to dramatic changes in the posterior (Spiegel & Turner, 2012), given the current data in hand.

Rather than try to estimate the absolute posterior of λ , which may be simply infeasible with present information, a more achievable goal is to compare how the posterior would be expected to change if additional information were obtained - a distinct approach. By quantifying how much we learn from various hypothetical experiments, the goal here is to guide future experimenters as to which strategies are most likely to constrain λ , and critically *in what way* does each experiment constrain it. Accordingly, in this work, we consider three types of experiments that might be expected to constrain λ :

- An earlier estimate for the time at which life first appeared on the Earth, t_{obs} .
- An upper limit on the rate of abiogenesis, λ_{max} (e.g. from a series of Miller & Urey (1959) type laboratory experiments).
- The unambiguous detection or null-detection of life amongst a subset of N Earth-like exoplanets/exomoons.

Observational evidence for an earlier t_{obs} may come from numerous different sources but the details are unimportant for this work - we only assume that the evidence is unambiguous. This means that we do not invoke a probabilistic model where the data itself are uncertain, since the probability distribution describing that uncertainty would be itself unknown.

In a similar vein, an upper limit on λ from laboratory experiments is not a soft probabilistic threshold but assumed to be a hard cut off, since again the softness shape would add additional unknowns into our model. Further, we do not consider the more informative case of an actual instance of spontaneous lab-based abiogenesis in this work. If reproducible, such a detection would be so constraining it would make the results of our paper moot, and is therefore not worth including here.

Finally, extraterrestrial examples of life are formally (but not necessarily strictly) limited to extrasolar worlds (i.e. not endoworlds such as Mars), in order to greatly reduce the false-alarm probability that the observed life is in fact related to us via a prior panspermia event. We also assume that that it is possible to collect observations that can categorically determine whether an extrasolar body has or does not have recognizable life. In this way, one might limit our definition of λ to being only applicable to events which ultimately lead to recognizable life. For example, it is possible that a body is inhabited by a life form which produces almost no biosignatures making remote detection effectively impossible and our λ rate would not include these more elusive organisms. A final caveat is that the planets/moons in this sample should be not only Earth-like now but Earth-like for geological timescales (we formally adopt 5 Gyr as a representative habitable age).

In each of these three experiments, we can compare how the posterior distribution for λ is expected to change, both qualitatively and quantitatively. Before doing so, it is necessary to first formally introduce our Bayesian framework in Section 2. Following this, we describe the results of the three experiments in Section 3. Finally, Section 4 summarizes our findings and describes the main conclusions of this work, as well listing the limitations of this exercise.

2 Bayesian Model

2.1 A uniform rate model for abiogenesis

We follow the prescription of [Spiegel & Turner \(2012\)](#) in adopting the simple yet reasonable assumption that abiogenesis events occur at a uniform rate over time, thus following a Poisson process. Let us denote the Poisson shape parameter as λ , which describes the mean number of abiogenesis events, N , occurring in a fixed

time interval, which we set to a Gyr. For example, a rate of $\lambda = 4$ means that, on average, four abiogenesis events occur every Gyr. The probability distribution for the number of events that actually occur is described by a Poisson distribution, with a shape parameter λ ; i.e. $N \sim \text{Poisson}(\lambda)$. Over a time interval of t then, the expectation value for the number of abiogenesis events would be λt . Consequently, the probability of N abiogenesis events having transpired during a time interval t is

$$\Pr(N|\lambda, t) = e^{-\lambda t} \frac{(\lambda t)^N}{N!}. \quad (1)$$

2.2 Time for life to emerge as an exponential distribution

As discussed in Section 1, we do not know how many abiogenesis events have occurred on Earth to date, only that at least one must have occurred over a time interval t , where t represents the interval from now back to when the Earth first became capable of supporting life. The probability of at least one abiogenesis event occurring in this time is unity minus the probability of zero events occurring; or equivalently the probability of life emerging on a planet within a time t is

$$\begin{aligned} \Pr(N \geq 1|\lambda, t) &= 1 - \Pr(N = 0|\lambda, t), \\ &= 1 - e^{-\lambda t}, \end{aligned} \quad (2)$$

which is the cumulative density function (CDF) of an exponential distribution. When we consider that this CDF describes the probability that life arose by a time t , it therefore follows that the probability distribution for the time at which life first arose, which we can denote as t_{life} , must be an exponential distribution i.e. $t_{\text{life}} \sim \mathcal{E}(\lambda)$.

2.3 Accounting for selection bias

For the moment, let us treat t_{life} as a random variable drawn from $\mathcal{E}(\lambda)$ with no other constraints whatsoever on its value (i.e. we will not yet include the paleontological information regarding the earliest evidence for life). Consider setting λ to be some low rate, such as 0.01 Gyr^{-1} . In such a case, the vast majority of random draws from the the probability distribution describing t_{life} will exceed $\sim 4.5 \text{ Gyr}$. Even if the Earth can be considered to be habitable immediately after the hypothesized Moon-forming impact 4.47 Gyr ago (Bottke et al., 2015), clearly draws exceeding

this age are incompatible with humanity’s existence, else life should not have arisen yet. Accordingly, one might justifiably include this constraint into our statistical treatment by setting the maximum limit on t_{life} to be less than ~ 4.5 Gyr.

More generally, one might reasonably argue that 4.5 Gyr is too optimistic, and that following the Moon-forming impact, it would have taken some time for conditions to be suitable for life - for example a crust likely did not condense until 4.4 Gyr ago (Valley et al., 2014). On the other hand, one might argue that even if conditions were immediately suitable for life, 4.5 Gyr is still too generous a maximum limit, since had life begun just 0.5 Gyr ago, there would have been insufficient time for intelligent observers, such as ourselves, to have evolved. We may absorb these arguments into a single term, τ , which describes the latest time for which life could have arisen on the Earth and yet still be compatible with both the habitable history of our planet, and the time it would take intelligent observers such as ourselves to evolve. The selection bias introduced by τ can be formally encoded into our model by applying a truncation to the PDF for t_{life} , such that

$$\Pr(t_{\text{life}}; \tau) = \frac{\lambda e^{-\lambda t_{\text{life}}}}{1 - e^{-\lambda \tau}}. \quad (3)$$

2.4 Accounting for observation time

Consider that we have some measurement for the existence of the earliest life on Earth which occurs at a time $t = t_{\text{obs}}$. We set $t = 0$ to be the time at which the planet became habitable and thus t_{obs} is perhaps better thought of as the difference between these two times. We set the reference time this way in order to remove a degree of freedom from our model, in contrast to Spiegel & Turner (2012) who leaves this in as an extra unknown. With our reference time, τ is directly interpreted as the minimum time it takes for life to evolve from whatever biological entity emerged from the abiogenesis event to an intelligent observer.

The measurement of t_{obs} is our most constraining datum but the emergence of life must in fact predate this time, such that $t_{\text{life}} \leq t_{\text{obs}}$. This constraint can be encoded in our probability framework by evaluating the probability of life emerging before a time t_{obs} :

$$\Pr(t_{\text{life}} \leq t_{\text{obs}}; \tau) = \int_{t_{\text{life}}=0}^{t_{\text{life}}=t_{\text{obs}}} \frac{\lambda e^{-\lambda t_{\text{life}}}}{1 - e^{-\lambda \tau}} dt_{\text{life}}, \quad (4)$$

which, after simplification, gives

$$\Pr(t_{\text{life}} \leq t_{\text{obs}}; \tau) = \frac{1 - e^{-\lambda t_{\text{obs}}}}{1 - e^{-\lambda \tau}}. \quad (5)$$

2.5 Likelihood function for λ

Consider that we wanted to infer λ , conditioned upon a measurement of t_{obs} , in words we wish to infer

$$\underbrace{\Pr(\lambda|t_{\text{obs}})}_{\text{posterior}} = \frac{\overbrace{\Pr(t_{\text{obs}}|\lambda)}^{\text{likelihood}} \overbrace{\Pr(\lambda)}^{\text{prior}}}{\underbrace{\Pr(t_{\text{obs}})}_{\text{evidence}}}, \quad (6)$$

The likelihood function is given by Equation 5, or re-writing in a conditional form:

$$\Pr(t_{\text{obs}}|\lambda) = \frac{1 - e^{-\lambda t_{\text{obs}}}}{1 - e^{-\lambda \tau}}, \quad (7)$$

which is the same result obtained by Spiegel & Turner (2012). This is not surprising given we began from the same basic assumption of a uniform rate model for abiogenesis, but we hope our independent take on the derivation more clearly explains its origins. It is worth noting that the likelihood function has a maximum at $\lambda \rightarrow \infty$ and displays asymptotic behavior towards that limit.

2.6 Multiplanet likelihood function for λ

Thus far, we have presented a Bayesian model for inferring the λ conditioned upon evidence for life on the Earth by a time t_{obs} . An extension to the above, which was not derived in Spiegel & Turner (2012), is to consider surveying N Earth-like worlds for life and detecting M examples of it.

If we surveyed planets and moons in the Solar System, there is a plausible causal connection between the bodies via panspermia (Wessen, 2010), which would significantly complicate the analysis. Instead, we focus on exoplanets where it can be reasonably assumed that each exoplanetary *system* is an independent sample. Generally, in what follows, we refer to each exoplanet system as simply a planet for brevity, but this can include systems of planets and moons. The only conditional is

that only worlds surveyed belong to a subset of worlds which share similar properties to the Earth i.e. Earth-like.

One difference to our earlier framework is that each exoplanet will typically have a fairly weak age constraint and an even worse constraint on t_{obs} . This simplifies our analysis though, since we can approximately assume that all planets in the sample share the same age and life simply arose before that age at any time. We set this fiducial age to be 5 Gyr, comparable to the age of the Solar system. We make the further assumption that λ is a common value to all planets surveyed. As discussed in Section 1, an assumption of this type is fundamentally necessary to make further progress, but can be considered to be justifiable when the survey sample belong to a class of Earth-like worlds.

The probability that any one of these planets is observed to be a positive detection is given by Equation 2, $p = 1 - e^{-\lambda t}$, i.e. the likelihood function defined for the single planet case. For simplicity, we assume that all N exoplanets share the same probability of positive detection in each experiment. For each set of N exoplanets, we draw a λ from its prior and perform N Bernoulli experiments with success probability p . The probability of obtaining M successes from a total of N Bernoulli experiments describes a Binomial distribution and thus we may write that

$$\Pr(N, p; M) = (1 - p)^{N-M} p^M \binom{N}{M}. \quad (8)$$

In the limit of $N = 1$ and $M = 1$, we get back the same result for the single-planet case, as expected:

$$\lim_{N \rightarrow 1} \Pr(N, p; M) = \begin{cases} p & \text{if } M = 1, \\ 1 - p & \text{if } M = 0. \end{cases} \quad (9)$$

2.7 Choosing priors for λ and τ

A key result of Spiegel & Turner (2012) is that changing the prior on λ has a major effect on its posterior. As discussed in Section 1, this makes the goal of an absolute determination of the posterior somewhat unachievable, unless we knew what the correct prior was. However, this work is chiefly concerned with how the posterior changes when new information is acquired, seeking the relative differences between hypothetical posteriors rather than the absolute truth. For this reason, the choice of prior is less crucial than before and we elect to adopt a simple objective prior in the form of a log uniform distribution because it is always positive, admits a wide

range of order of magnitudes, and is non-informative with the maximum entropy (in log space):

$$\Pr(\lambda) = \frac{1}{\lambda \log \lambda_{\max} - \log \lambda_{\min}}. \quad (10)$$

We highlight that this was one of the candidate priors considered by Spiegel & Turner (2012) too. For λ_{\min} , we fix it at 10^{-3} Gyr^{-1} in the majority of simulations that follow. In contrast, Spiegel & Turner (2012) considered three different values of 10^{-3} Gyr^{-1} , $10^{-11} \text{ Gyr}^{-1}$ and $10^{-22} \text{ Gyr}^{-1}$, which roughly correspond to life occurring once once per 200 star, once in our galaxy and once in the observable Universe (assuming one Earth-like planet per star). We will return to these other choices in later in Section 3. The effect λ_{\max} will be investigated in detail as one of our three hypothetical experiments and so we also discuss this later.

The final term we require a prior for is τ . The largest allowed value for this term is well-defined as being the age of the Earth, 4.5 Gyr. The most conservative estimate for the first life on Earth is ~ 3 Gyr ago as Simpson (2016) suggested a 3 Gyr minimum time for life to evolve from the very basic form to being intelligent as we are, which leads to a lower limit of tau to be 1.5 Gyr. Thus the least informative prior is a uniform distribution given by

$$\Pr(\tau) = \text{U}[1.5, 4.5], \quad (11)$$

and this is the distribution adopted in what follows.

2.8 Sampling method

From a sampling perspective, our model has relatively compact dimensionality and has only a single data point. In such a case, we are able to employ a highly efficient sampling algorithm known as the “bootstrap filter”, which is a class of “particle filter” (Künsch, 2013).

To briefly describe the algorithm, first N sets of hyper-parameters $(\Theta_H^1, \Theta_H^2, \dots, \Theta_H^N)$ are drawn according to the hyper prior distribution. N sets of local parameters are then also drawn given the hyper-parameters $(\Theta_L^i, i = 1, \dots, N)$. Next, we calculate the likelihood of our data given the parameters $(L^i, i = 1, \dots, N)$. Finally, we resample parameters (Θ_H, Θ_L) with their corresponding likelihoods L as weights.

In order for the final sampled parameters to be well spread over the parameter space, the parameter space need to be well explored in the first step. This indicates that the method would not work for high dimensional problems, since the required number of samples would be intractable in such a parameter space. In such cases,

other sampling methods, like Markov Chain Monte Carlo (Metropolis, 1953) would be more suitable. But clearly for a simple model like the one we have, the bootstrap filter sampling method is well-suited and highly efficient.

2.9 Using information gain to compare different posteriors

The goal of the paper is to compare how the λ posterior changes with different experimental setups. To evaluate the difference in a quantitative way, we choose to use the Kullback-Leibler divergence (KLD), which is also known as relative entropy (Kullback & Leibler, 1951). It quantifies the entropy change in going from probability distribution Q to P , where a result of zero implies no difference and non-zero (but always positive) values imply a finite difference, and is given by

$$\text{KLD}(\mathcal{P}||Q) = \int \mathcal{P}(x) \log \frac{\mathcal{P}(x)}{Q(x)} dx, \quad (12)$$

where the integrand limits cover the complete supported domain of the functions P and Q . We highlight that the popular KolmogorovSmirnov (Kolmogorov, 1933; Smirnov, 1948) or Anderson-Darling (Anderson & Darling, 1952) tests are primarily designed to test for when two distributions show significant departures from each other and thus would not be directly applicable here. A test statistic, such as the Kolmogorov-Smirnov distance, could be utilized to quantify differences although we note that this metric only codifies the maximum difference in the CDF between two distributions, and does not fully account for the ensemble of differences occurring across the parameter space. For these reasons, we ultimately concluded that the KLD would be a well-suited tool for quantifying the differences observed in our hypothetical experiments.

Computationally we need to use the discretized version of the equation to calculate the information gain. For this work, we use an R package `entropy` with all the KLD calculations. However, as the results of the paper shows, we should not only depend on a number to tell the difference between two distributions. It is useful within each experiment. But when we update the posterior with different experiments, thus changing the posterior in different ways, a number is not enough to describe the results.

3 Results

3.1 Experiment 1: Reducing t_{obs}

3.1.1 Overview

With our model and objective established, we now describe the results from our hypothetical experiments, starting with reducing t_{obs} . We therefore consider here, what effect would an earlier estimate for the first life on Earth have on our knowledge concerning the rate of abiogenesis events, λ ?

The earliest undisputed evidence for life on Earth comes from ~ 3465 Myr Archean deposits in the Apex Basalt of Western Australia, containing morphotype units which are concluded to be microfossils in (Schopf et al., 2007). Given that the Earth formed (4.54 ± 0.05) Gyr ago (Dalrymple, 2001), then the maximum plausible value we can assign to t_{obs} would be $\simeq 1$ Gyr.

In contrast, the very earliest claim for the first evidence of life extends as far back as 4280 Myr ago (Dodd et al., 2017), from putative fossilized microorganisms in ferruginous sedimentary rocks from the Nuvvuagittuq belt in Quebec, Canada. The study of ancient zircons in Jack Hills, Western Australia, indicates the presence of oceans on the Earth as far back as (4408 ± 8) Myr (Wilde et al., 2001), and so one might argue from these studies that t_{obs} could be as short as ~ 100 Myr.

As evident from the cited literature, this is an active and rapidly developing field and thus it is quite likely that further revisions to t_{obs} may occur in the near future. If the age is revised down by another factor of ten, though, how much does this really teach us about λ ? The intuitive temptation is to assign earlier start dates with evidence that life is not fussy and can start quite easily i.e. a high λ (Allwood, 2016). As discussed earlier, this question can be more readily addressed in a Bayesian informatics framework such as that presented here.

To investigate this, we computed the posterior for several thousand different hypothetical values of t_{obs} log-uniformly spaced between 10^0 Gyr (corresponding to the modern conservative limit) down to 10^{-3} Gyr (a deliberately highly optimistic choice). In each simulation, we fix $\lambda_{\text{min}} = 10^{-3} \text{ Gyr}^{-1}$, as discussed in Section 2.7, but explore four different candidate values for λ_{max} of 10^0 Gyr^{-1} , 10^{+1} Gyr^{-1} , 10^{+2} Gyr^{-1} and 10^{+3} Gyr^{-1} .

3.1.2 Qualitative impacts on the λ posterior

In the right panel of Figure 1, we present the posterior distributions of λ for all four particular t_{obs} choices when $\lambda_{\text{max}} = 10^{+2} \text{ Gyr}^{-1}$, to illustrate the qualitative differences

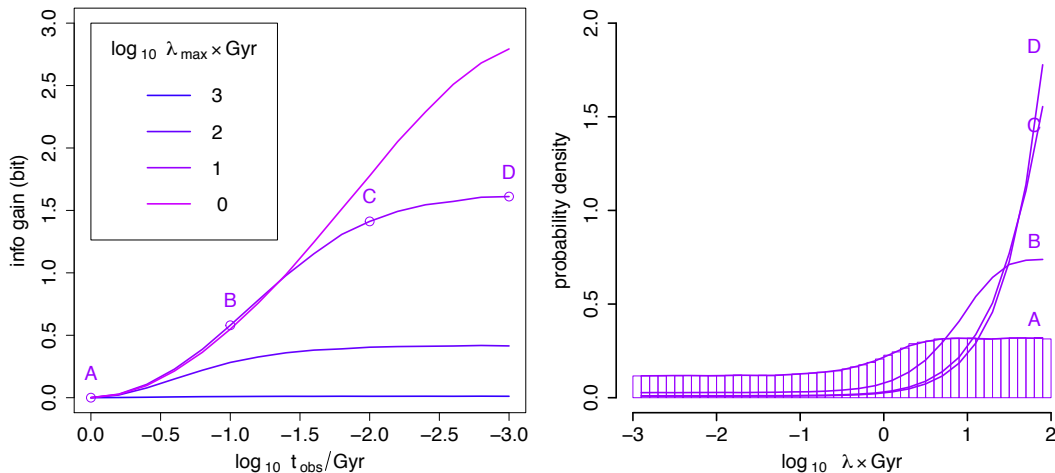


Figure 1: The left panel shows information gain calculated by KLD as t_{obs} gets smaller. The right panel gives the detailed posterior distribution of λ for fixed λ_{max} of 10^2 Gyr^{-1} . Line A, B, C, D represents t_{obs} of 10^0 Gyr , 10^{-1} Gyr , 10^{-2} Gyr and 10^{-3} Gyr respectively.

which arise. Broadly speaking, it can be seen that as t_{obs} becomes smaller, a higher value of the abiogenesis rate is favored. In all cases, the posterior is a monotonic function consistent with a lower limit constraint on λ rather than a peaked, quasi-Gaussian measurement. This immediately reveals that measurements of t_{obs} alone can only hope to ever place probabilistic lower limits on λ , and never produce what might be considered as a direct measurement.

When $t_{\text{obs}} = 10^0 \text{ Gyr}$ (line A), which corresponds to the conservative limit, the posterior stays almost flat after a rise at around $\lambda = 10^0 \text{ Gyr}^{-1}$ (i.e. one event per Gyr). This can be understood by the observation that we can't distinguish between, for example, 10 or 100 events per Gyr, as they are both sufficient to have $t_{\text{obs}} = 10^0 \text{ Gyr}$. Accordingly, the posterior largely follows the prior. More generally, one expects an inflection point in the posterior to occur at $\lambda \simeq \lambda_{\text{inflection}} = t_{\text{obs}}^{-1} \text{ Gyr}^{-1}$.

As t_{obs} gets larger, higher rate becomes clearly more favorable. The observed posterior morphologies are also responsive to the fact that we set λ_{max} at 10^2 Gyr^{-1} . If say, it is set were as high as 10^5 Gyr^{-1} , we should expect all four lines to reach a plateau (which we indeed verified). Accordingly, one can conclude that the actual

posterior distribution is highly sensitive to whatever value one adopts for the prior’s upper limit, λ_{\max} , re-enforcing the conclusions of [Spiegel & Turner 2012](#).

3.1.3 Quantitative impacts on the λ posterior

The left panel of Figure 1 show the information gain obtained from revising t_{obs} down. Specifically, we set Q in Equation 12 to be the posterior distribution of λ when $t_{\text{obs}} = 10^0$ Gyr, corresponding to our current observational constraint. We do not use the prior on λ , since our “starting point” in terms of current knowledge includes a measurement of t_{obs} , and that should be incorporated in our comparison. Accordingly, P in Equation 12 is now set to be equal to the derived posteriors at other choices of t_{obs} . As a result of this setup, the information gain between P and Q when $t_{\text{obs}} = 1$ Gyr is, by definition, zero.

The four lines shown broadly reproduce expectation. The information gain increases, resembling a non-linear logistic function, as t_{obs} is revised down. Clearly the choice of λ_{\max} again has a significant impact and specifically seems to control a saturation limit in the information gain. This is most clearly seen for the curve describing $\lambda_{\max} = 10^1$ Gyr $^{-1}$, where there is negligible information gain once t_{obs} drops below $10^{-1.5}$ Gyr. Indeed, if $\lambda_{\max} = 10^0$ Gyr $^{-1}$, even our current conservative limit on t_{obs} lives on this saturated plateau. In such a circumstance, there is essentially no value in paleontologists continuing to try and revise t_{obs} further back (if their goal is to constrain λ).

The reason behind the saturation can be explained by careful examination of the right panel plot. In the case of line A, the first abiogenesis event happened at $t_{\text{obs}} = 1$ Gyr. Since there is an inflection point in the posterior at $\lambda_{\text{inflection}} = t_{\text{obs}}^{-1}$ Gyr $^{-1}$ (as established earlier), then the posterior experiences a steep rise at around once per Gyr. Likewise, line B/C/D should rise at around 10^1 Gyr $^{-1}$, 10^2 Gyr $^{-1}$ and 10^3 Gyr $^{-1}$ respectively. However, for the case of line D, since the upper limit is set at $\lambda_{\max} = 10^2$ Gyr $^{-1}$, much of its morphological changes are truncated. This upper limit constraint forces line D to perform similarly like line C. If we translate that to information gain, we can see that point D doesn’t increase very much from point C, and the whole line will gradually saturate.

3.2 Experiment 2: Reducing λ_{\max}

3.2.1 Overview

The second type of experimental pressure we consider on λ is one driven by lab-based experiments. In particular, we consider the thought experiment where a large suite

of containers are constructed, within each exists a representative environment of an Earth-like planet and simply count how often does life spontaneously emerge from these containers. This is not meant to be a practical experimental setup but rather a toy example of how one might construct a series of experiments to constrain λ in the lab.

In principle, one or more of these experiments might successfully spawn a new form of life. If this result were reproducible and verifiable, it would provide such dramatic insights into abiogenesis that comparing it to the other hypothetical experiments in this work is somewhat of a moot point. Instead, we take the pessimistic angle that the experiments do not successfully produce a single abiogenesis event (which is of course consistent with current experiments). In such a case, one could reasonably infer an upper limit on λ from the null results and thus we envisage that these experiments return a single new datum for our setup - λ_{\max} .

It is therefore instructive to compare how obtaining ever tighter limits on λ_{\max} affects the posterior on λ without changing t_{obs} . To do so, we varied λ_{\max} log-uniformly across the same range as used in Section 3.1, from 10^3 Gyr^{-1} to 10^0 Gyr^{-1} but now at a much finer resolution. In each simulation we derive the resulting λ posterior and repeat the entire exercise for four different choices of t_{obs} , namely 10^0 Gyr , 10^{-1} Gyr , 10^{-2} Gyr and 10^{-3} Gyr . Thus, our parameter range directly mirrors the range considered in Section 3.1. As before, λ_{\min} is fixed to 10^{-3} Gyr^{-1} .

3.2.2 Qualitative impacts on the λ posterior

The right panel of Figure 2, we show four examples of how the λ posterior changes for different λ_{\max} values, keeping a fixed $t_{\text{obs}} = 10^{-2} \text{ Gyr}$. It is clear that the main difference between the updated posteriors (line b, c, d) and the original posterior (histogram/line a) is that the posterior becomes truncated at smaller λ values, corresponding directly to λ_{\max} . As a result, whilst line a shows a plateau, this is eroded by the truncation of the sharper λ_{\max} constraints, for similar reasoning as that discussed in Section 3.1.

3.2.3 Quantitative impacts on the λ posterior

In left-panel of Figure 2 shows the information gain by varying λ_{\max} from 10^3 Gyr^{-1} to 10^0 Gyr^{-1} , with each of the four lines showing a different assumed t_{obs} value. In comparison to Figure 1, the information gains are, in general, higher in this second experiment. This can be understood to be resulting from the truncation effect, which significantly elevates the density of lower λ values in order to maintain normalization. Both experiments 1 and 2 can be seen to provide merely lower limits on λ , rather

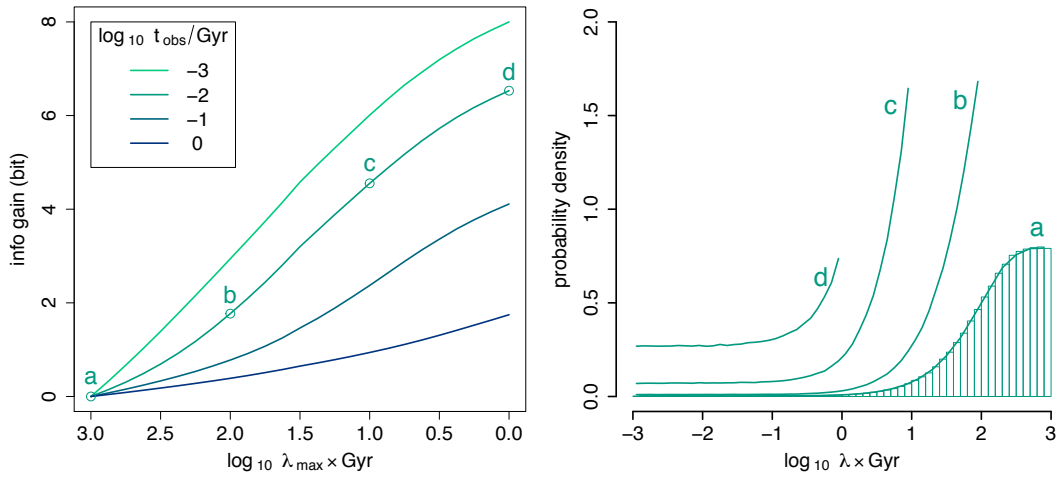


Figure 2: The left panel shows information gain calculated by KLD as λ_{\max} gets smaller. The right panel gives the detailed posterior distribution of λ for fixed t_{obs} of 10^{-1} Gyr. Line a, b, c, d represents λ_{\max} of 10^3 Gyr $^{-1}$, 10^2 Gyr $^{-1}$, 10^1 Gyr $^{-1}$ and 10^0 Gyr $^{-1}$ respectively.

than a strong measurement, since they are both ultimately conditioned upon the same datum. Nevertheless, in a quantitative sense, our analysis indicates that there is a greater potential for information gain in experiment 2 within the parameter ranges considered.

This conclusion is re-enforced by the fact that none of our simulations in experiment 2 led to a negligible information gain, whereas this was observed in certain cases for experiment 1. Specifically, once λ_{\max} can be constrained to less than or equal to $\sim 10^0$ - 10^1 Gyr^{-1} , there is very little information gain to be had from revising t_{obs} . In contrast, even the most conservative limit on $t_{\text{obs}} = 10^0 \text{ Gyr}$ allows for sizable information gains by revising λ_{\max} . Further, the remote possibility of an outright successful abiogenesis event in the lab makes a compelling case that this enterprise is more likely to teach us about abiogenesis than experiment 1.

Although we only show lines spanning up to $\lambda_{\max} = 10^3 \text{ Gyr}^{-1}$, it is worthwhile to consider the behavior at more extreme choices. As can be seen in Figure 2, line “a” saturates but it is only the line to do so. This is because in this case λ_{\max} (which equals 10^3 Gyr) substantially exceeds $\lambda_{\text{inflection}}$ (which equals 10^1 Gyr), allowing for the saturation behavior to take place. We might therefore hypothesize that if we had chosen a far higher choice of λ_{\max} , say 10^{10} Gyr^{-1} , then the posterior would broadly look similar to line “a” except the truncation would occur much later. Accordingly, we might hypothesize that if we compared the information gain from $\lambda_{\max} = 10^{10} \text{ Gyr}^{-1}$ to $\lambda_{\max} = 10^9 \text{ Gyr}^{-1}$, there would be very little information gain (compared to, say, going from 10^2 Gyr^{-1} to 10^1 Gyr^{-1}) since in both cases $\lambda_{\max} \gg \lambda_{\text{inflection}}$. If true, this would mean that if we extended the left panel plot in Figure 2 far to the left (i.e. much higher λ_{\max}), the curves would be very flat until we start to encroach upon values in the domain of $\lambda_{\text{inflection}}$. To verify this hypothesis, we repeated the experiments up to $\lambda_{\max} = 10^{10} \text{ Gyr}^{-1}$ and indeed verified the information gain curves are approximately flat when $\lambda_{\max} \gg \lambda_{\text{inflection}}$.

3.3 Future Evidence from Exoplanets

3.3.1 Overview

The third experiment we consider is a future astronomical telescope capable of discerning unambiguously whether an observed exoplanet hosts life or not. As with the previous experiments, the specific details of how this is achieved is not important for the following discussion, although a plausible strategy would be to seek atmospheric biosignatures (Léger et al., 1996). We note surveying a large number of Earth-like worlds is beyond the abilities of existing facilities (Seager, 2014), but it is not unreasonable to suppose that it should be plausible in the future (Rauscher et al., 2015). If

the goal of such an enterprise is to quantify our uniqueness and thus the rate at which life springs forth on Earth-like worlds, then the thought experiment described here provides a direct evaluation of how informative such an effort should be expected to be.

Naturally, prior to having conducted this experiment in reality, the number of abiogenesis detections, M , amongst a sample N exoplanets is unknown, yet the ratio M/N will clearly strongly affect the resulting λ posterior. To account for this, we therefore have two control variables in this experiment, rather than one: the success rate, M/N , and the survey size, N .

3.3.2 Yield expectations

It is instructive to first pose the question, what kind of ratio value do we actually expect, based on current information? A ratio which agrees with our naive expectation (whatever that may be) would lead to only a small change in the λ posterior and thus a small degree of information gain. In contrast, a ratio M/N resulting from this hypothetical survey that is in tension with our prior expectation would dramatically change the λ posterior, and thus lead to a large information gain. These considerations provide some initial insight as to why particular values of M/N may not necessarily lead to significant gains in our knowledge of λ . It is therefore interesting and somewhat counter-intuitive to note that a survey of N exoplanets for life may not necessarily lead to any substantial gains in our knowledge about the rate of abiogenesis, depending on what ratio of success is observed.

From the above arguments, it is clear that an observed M/N close to our prior expectation on M/N should represent a minimum in the possible information gain. But what exactly is our prior expectation on M/N ? Optimists would say life starts everywhere and thus we expect $M/N \sim 1$ (Lineweaver & Davis, 2002). If so, then detecting a high success rate in an exoplanet survey would actually teach us very little. Like dropping a coin and seeing it fall to the ground under gravity, results which match expectation generally don't teach us as much as if the coin had travelled upwards. In contrast, a pessimistic might say they are convinced life is rare and thus any detections elsewhere would be highly surprising, much like the coin travelling upwards, thereby teaching us a great deal.

We now turn to estimating what our a-priori expected M/N should be. This is of course closely related to our current posterior for λ . However, as we have argued earlier and indeed as concluded by Spiegel & Turner (2012), an absolute inference of λ is not possible unless we know what the correct prior should be. Although we have investigated the effect of varying λ_{\max} and this may be constrainable via experiment

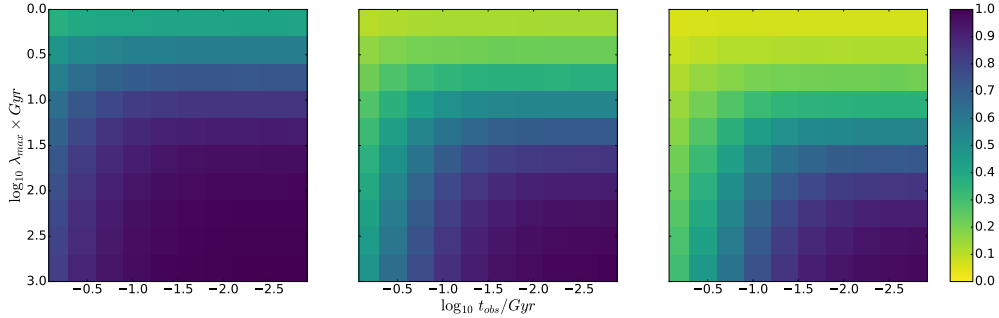


Figure 3: The three plots show the predicted ratio of planets with life given the situation on the Earth. From left to right panel, $\lambda_{\min} = 10^{-3} \text{ Gyr}^{-1}$, $10^{-11} \text{ Gyr}^{-1}$, and $10^{-22} \text{ Gyr}^{-1}$. In each panel, we vary t_{obs} (x-axis) and λ_{max} (y-axis).

(see Section 3.2), it is unclear how one should assign λ_{\min} at this time (of course another choice is the shape of the prior itself, but we leave that aside at this time).

Using the fiducial choice of $\lambda_{\min} = 10^{-3} \text{ Gyr}^{-1}$, which has been used in both Sections 3.1 & 3.2, our expectation is that M/N is generally quite high. We demonstrate this in the left panel of Figure 3, where we compute the average number of detections expected using our earlier λ posteriors on 5 Gyr old Earth-like planets (by Monte Carlo experiments drawing Bernoulli trials using the probability defined in Equation 2). For almost any choice of t_{obs} or λ_{max} (within the ranges used throughout this paper), one can see that M/N is expected to be high. Accordingly, if we set $\lambda_{\min} = 10^{-3} \text{ Gyr}^{-1}$ as before, experiments where we set $M/N \sim 1$ will tend to yield minimal gains in information content on λ . We highlight this point carefully due its somewhat counter-intuitive consequences.

As Figure 3 makes clear, changing λ_{\min} leads to a significant decrease in the expected success yield. For these reasons, the experiment 3 information gains presented here are highly sensitive to the assumed values of λ_{\min} . We note that this was not the case in experiments 1 and 2, where we verified that varying λ_{\min} to $10^{-11} \text{ Gyr}^{-1}$ or $10^{-22} \text{ Gyr}^{-1}$ did not significantly impact the shape of the posteriors and only slightly affected the scaling of the information gain plots. For this reason, in what follows, we limit our discussion to being largely a qualitative one.

3.3.3 Qualitative impacts on the λ posterior and information gain

The right panel of Figure 4, the dark green lines show four example posteriors for λ for $N = 10, 50, 200$ and 1000 . The dark green lines all assume $M/N = 30\%$. If 30%

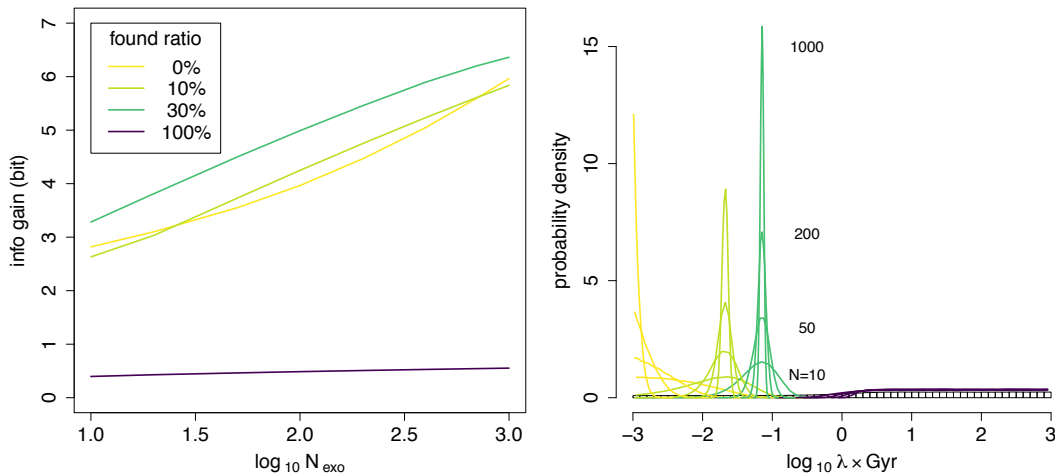


Figure 4: The left panel shows information gain calculated as we increase the number of observed exoplanets. The right panel gives the detailed posterior distribution of λ for different ratios.

of the planets harbor life, then this implies that a λ of $0.3/5 \text{ Gyr}^{-1}$ and this is indeed where the posteriors all peak. The peakiness of the posterior naturally increases as it becomes conditioned upon larger samples of data.

The yellow lines show the case of no detections, $M = 0$, which strongly opposes our prior expectation of a high rate. However, because these are essentially null detections, the posterior peaks at λ_{\min} and does not converge to a single quasi-Gaussian shape. For this reason, the posterior does certainly lead to a large information gain but not maximal.

On the other hand, if $M = N$, shown by the dark blue lines, the information gain is minimal. As explained in detail earlier, this results from our high prior expectation of λ anyway, conditioned upon the Earth’s early start to life. Adding more data only re-enforces this belief leading to minor gains in information content. Further, as with the $M = 0$ case, the posterior peaks at a prior bound, in this case λ_{\max} and thus does not represent a converged, constrained datum.

The argument made above does not include effects regarding the sample inclusion though. For example, if all Earth-like planets surveyed show evidence for life, there would be an opportunity to learn about abiogenesis in a different way by gently

expanding the sample to sub-optimal worlds and observing when the success rate decreases. This is not formally encoded within our model and represents just one of the ways that a large sample of exo-life detections would lead to large gains in understanding of abiogenesis, even if not significantly improving our inference of the abiogenesis rate of Earth-like worlds.

4 Discussion

In this work we have sought to understand how three different experimental approaches would be expected to inform our knowledge of the rate of abiogenesis, λ , on Earth-like worlds. Our approach adopts the Bayesian formalism of [Spiegel & Turner \(2012\)](#) as a means for deriving the probability distribution of λ conditioned upon some observation of the earliest evidence for life (t_{obs}) and some choice for the prior. As discussed in [Spiegel & Turner \(2012\)](#), the resulting posteriors are highly influenced by the choice of prior, and thus an absolute inference of the posterior is somewhat unachievable. Instead, our paper focusses on what the relative gain in information acquired as new experiment evidence is introduced into the problem across a range of plausible input parameters.

Our Bayesian informatics approach seeks to understand exactly how the λ posterior changes in response to new experimental constraints, and whether there are certain experiments or parameter regimes which can be concluded to either be negligibly informative, or vice versa greatly informative.

Our work focusses on three thought experiments, which could be plausibly conducted at present or in the near future: i) paleontological evidence for an earlier start to life; ii) Monte Carlo experiments seeking to create a laboratory abiogenesis event; and iii) a survey of exoplanets for biosignatures. To quantify the information gained from each experiment, we employ the Kullback-Leibler divergence, or relative entropy, to calculate the difference between the original and the new λ posterior. Additionally, we have performed detailed analyses of the resulting posteriors in an attempt to understand how their morphologies are sculpted by new constraints.

Without knowledge of the correct limits on the prior (or indeed the shape of the prior), it is not possible to unambiguously claim that any of these experiments will always be superior/inferior to the others. Despite this, there are general trends which emerge from our thought experiments. These are briefly summarized in [Figure 5](#), and we urge the reader to explore the more detailed accounts of each found within this paper.

We highlight a couple of important general trends. First, it is non-intuitive that an exoplanet survey detecting many instances of life can be highly uninformative in

	paleontology	biology	astronomy
	decreases t_{obs}	decreases λ_{max}	new samples with lossy t_{obs}
posterior distribution	lower limit on λ only, λ posterior inflects at $\lambda_{\text{inflection}} = t_{\text{obs}}^{-1}$ Gyr $^{-1}$, followed by saturation until λ_{max}	λ posterior same as experiment 1 except becomes increasingly truncated with experimental pressure	λ posterior can be constrained from both sides with the mode occurring at $[(M/N)/z]$ Gyr $^{-1}$ and a width scaling inversely with N
information gain	saturation in gains once $\lambda_{\text{max}} < \lambda_{\text{inflection}}$, which occurs for $t_{\text{obs}} < \lambda_{\text{max}}^{-1}$; for high λ_{max} this can lead to negligible information gain for almost any reasonable choice of t_{obs}	little information gain if $\lambda_{\text{max}} \gg \lambda_{\text{inflection}} = t_{\text{obs}}^{-1}$; otherwise large gains possible	if λ_{min} is large (comparable to $\lambda_{\text{inflection}}$), then very little gain when (M/N) is high; otherwise large gains expected
other potential not calculated in this work	definitive evidence for two (or more) independent abiogenesis events on Earth would greatly inform λ	if a reproducible experiment could produce abiogenesis, information gain regarding the origin of life would be very large	aside from the peaked posterior, detections on non-Earth-like planets would yield rich and orthogonal constraints

Figure 5: Summary chart of some key general results found in this work.

certain regimes. This is because for certain choices of the prior, the early start to life on Earth leads to an expectation that all Earth-like planets are inhabited, thus new detections don't significantly affect the posterior. As highlighted earlier though, clearly such a result could be greatly informative if the sample is extended beyond Earth-like worlds to include more exotic locations, echoing the conclusion of [Lenardic et al. \(2018\)](#) but for different reasons.

Second, we have ignored the possibility of a successful laboratory abiogenesis in this work and instead assumed they only yield null-results and thus an upper limit on λ . This is motivated by the assumption that the ability to create life in the lab, in a reproducible experiment, would provide an enormous amount of information that would make direct comparisons somewhat meaningless to the other experiments. This is related to the possibility of paleontology/paleogenetics finding unambiguous evidence for a second abiogenesis at early times, which we also did not explicitly consider.

A general trend we highlight is that unless abiogenesis occurs in the lab, the biological and paleontological experiments are conditioned upon the same datum - the earliest evidence for life on Earth - and thus both yield only lower limits on λ . In contrast, exoplanet surveys will, in general, yield peaked posteriors constrained from both sides i.e. a measurement rather than a limit. This is important to emphasize as this is not fully captured by simply comparing the relative entropies between

posteriors.

A final point we emphasize is that paleontology in particular has regimes in which essentially no information is gained. For reasons discussed in detail earlier, this occurs when $t_{\text{obs}} \ll \lambda_{\text{max}}^{-1}$. Since there is no agreed value for λ_{max} , we are unable to infer what the corresponding time really is, but it is important to note that even a very early start to life can, for some choices of λ_{max} , make us none the wiser about abiogenesis.

Being the first effort at a Bayesian informatics analysis of abiogenesis, we acknowledge that there are outstanding issues that we haven't been able to address in detail here. First, we did not conduct a full exploration of the effect of changing λ_{min} , largely since we couldn't conceive of a direct empirical way of constraining it. Another issue is that we have assumed λ follows a universal distribution for all exoplanets and at all times, while of course we should expect that it will change with different environments. This was largely done as a simplifying assumption, following on from [Spiegel & Turner \(2012\)](#) and is partly mitigated by our assumption that only "Earth-like" worlds are included in an exoplanet survey. This problem might be better solved in the future with hierarchical models, which were not explored here. Finally, we have assumed that experiment 3 is actually feasible - which remains somewhat unclear. Specifically, we assume that life can be unambiguously detected or ruled out on a planet from remote observations. A suggestion for future work would be to change this hard binary flag to a softer probability, implying a more complicated model such as, again a hierarchical model.

Together, we generally find that all of the experiments can certainly yield constraints on λ and in non-overlapping ways. A lab abiogenesis event would be such an informative experiment that even if it could be argued that the information gains from null results are negligible, there is a strong case to conduct the experiment regardless. Similarly, early starts to life, whilst they may not formally improve λ , do clearly provide information about the conditions which life began and this is not formally encoded in our model. If an actual measurement of λ , is desired, rather than a limit, we would argue that the exoplanet survey is the most direct way to infer this. Moreover, the ability to expand to non-Earth like worlds can probe different conditions and thus offer an orthogonal type of information. Together then, all three experiments deserve our attention and resources in our quest to answer one of modern science's greatest questions.

References

- Darwin, C. (1859). *On the Origin of Species by Means of Natural Selection*. J. Murray.
- Sober, E. (2008). *Evidence and Evolution*. Cambridge University Press.
- Scharf, C., & Cronin, L. (2016). Quantifying the origins of life on a planetary scale. *PNAS*, *113*, 8127–8132.
- Tasker, E., Tan, J., Heng, K., Kane, S., Spiegel, D., Brassier, R., Casey, A., Desch, S., Dorn, C., Hernlund, J., Houser, C., Laneuville, M., Lasbleis, M., Libert, A.-S., Noack, L., Unterborn, C., & Wicks, J. (2017). The language of exoplanet ranking metrics needs to change. *Nature Astronomy*, *1*, 42–46.
- Drake, F. D. (1965). The radio search for intelligent extraterrestrial life. In G. Mamikunian & M. H. Briggs (Ed.), *Current Aspects of Exobiology* (pp. 323–345). New York: Pergamon Press, Inc.
- Robitaille, T. P., & Whitney, B. A. (2010). The Present-Day Star Formation Rate of the Milky Way Determined from Spitzer-Detected Young Stellar Objects. *The Astrophysical Journal Letters*, *710*, L11–L15.
- Cassan, A., Kubas, D., Beaulieu, J.-P., Dominik, M., Horne, K., Greenhill, J., Wambganss, J., Menzies, J., Williams, A., Jorgensen, U. G., Udalski, A., Bennett, D. P., Albrow, M. D., Batista, V., Brilliant, S., Caldwell, J. A. R., Cole, A., Coutures, Ch., Cook, K. H., Dieters, S., Dominis Prester, D., Donatowicz, J., Fouqué, P., Hill, K., Kains, N., Kane, S., Marquette, J.-B., Martin, R., Pollard, K. R., Sahu, K. C., Vinter, C., Warren, D., Watson, B., Zub, M., Sumi, T., Szymański, M. K., Kubiak, M., Poleski, R., Soszynski, I., Ulaczyk, K., Pietrzyński, G., & Wyrzykowski, L. (2012). One or more bound planets per Milky Way star from microlensing observations. *Nature*, *481*, 167–169.
- Dressing, C. D., & Charbonneau, D. (2015). The Occurrence of Potentially Habitable Planets Orbiting M Dwarfs Estimated from the Full Kepler Dataset and an Empirical Measurement of the Detection Sensitivity. *The Astrophysical Journal*, *807*, 45–67.
- Foreman-Mackey, D., Hogg, D. W., & Morton, T. D. (2014). Exoplanet Population Inference and the Abundance of Earth Analogs from Noisy, Incomplete Catalogs. *The Astrophysical Journal*, *795*, 64–75.

- Wessen, P. S. (2010). Panspermia, Past and Present: Astrophysical and Biophysical Conditions for the Dissemination of Life in Space. *Space Science Reviews*, *156*, 239–252.
- Schopf, W. J., Kudryavtsev, A. B., Czaja, A. D., & Tripathi, A. B. (2007). Evidence of Archean life: Stromatolites and microfossils. *Precambrian Research*, *158*, 141–155.
- Carter, B. (1983). The Anthropic Principle and its Implications for Biological Evolution. *Royal Society of London Philosophical Transactions Series A*, *310*, 347–363.
- Lineweaver, C. H., & Davis, T. M. (2002). Does the Rapid Appearance of Life on Earth Suggest that Life Is Common in the Universe?. *Astrobiology*, *2*, 293–304.
- Spiegel, D. S., & Turner, E. L. (2012). Bayesian analysis of the astrobiological implications of life’s early emergence on Earth. *PNAS*, *109*, 395–400.
- Lacki, B. C. (2016). The Log Log Prior for the Frequency of Extraterrestrial Intelligences. *arXiv*, *1609*, 05931.
- Simpson, F. (2016). The longevity of habitable planets and the development of intelligent life. *arXiv*, *1601*, 05063.
- Miller, S. L., & Urey, H. C. (1959). Organic Compound Synthesis on the Primitive Earth. *Science*, *130*, 245–251.
- Bottke, W. F., Vokrouhlický, D., Marchi, S., Swindle, T., Scott, E. R. D., Weirich, J. R. & Levison, H. (2015). Dating the Moon-forming impact event with asteroidal meteorites. *Science*, *348*, 321–323.
- Valley, J. W., Cavosie, A. J., Ushikubo, T., Reinhard, D. A., Lawrence, D. F., Larson, D. J. Clifton, P. H., Kelly, T. F. Wilde, S. A., Moser, D. E. & Spicuzza, M. J. (2014). Hadean age for a post-magma-ocean zircon confirmed by atom-probe tomography. *Nature Geoscience*, *7*, 219–223.
- Künsch, H. R. (2013). Particle Filters. *Bernoulli*, *19*, 1391–1403.
- Kullback, S., & Leibler, R. A. (1951). On information and sufficiency. *Annals of Mathematical Statistics*, *22*, 79–86.
- Metropolis, N. (1953). Equation of State Calculations by Fast Computing Machines. *J. Chem. Phys.*, *21*, 1087–1092.

- Anderson, T. W., & Darling, D. A. (1952). Asymptotic theory of certain “goodness-of-fit” criteria based on stochastic processes. *Annals of Mathematical Statistics*, *23*, 193–212.
- Kolmogorov, A. (1933). Sulla determinazione empirica di una legge di distribuzione. *G. Ist. Ital. Attuari*, *4*, 83–91.
- Smirnov, N. (1948). Table for estimating the goodness of fit of empirical distributions. *G. Ist. Ital. Attuari*, *19*, 279–281.
- Dalrymple, G. B. (2001). The age of the Earth in the twentieth century: a problem (mostly) solved. *Geological Society, London, Special Publications*, *190*, 205–221.
- Dodd, M. S., Papineau, D., Grenne, T., Slack, J. F., Rittner, M., Pirajno, F. O’Neil, J. & Little, C. T. S. (2017). Evidence for early life in Earths oldest hydrothermal vent precipitates. *Nature*, *453*, 60–64.
- Wilde, S. A., Valley, J. S., Peck, W. H. & Graham, C. M. (2001). Evidence from detrital zircons for the existence of continental crust and oceans on the Earth 4.4Gyr ago. *Nature*, *409*, 175–178.
- Allwood, A. C. (2016). Geology: Evidence of life in Earth’s oldest rocks. *Nature*, *537*, 500–501.
- Seager, S. (2014). The future of spectroscopic life detection on exoplanets. *PNAS*, *111*, 12634–12640.
- Rauscher, B. J., Bolcar, M. R., Clampin, M., Domagal-Goldman, S. D., McElwain, M. W., Moseley, S. H., Stahle, C., Stark, C. C., & Thronson, H. A. (2015). AT-LAST detector needs for direct spectroscopic biosignature characterization in the visible and near-IR. *SPIE*, *9602*, 96020D.
- Léger, A., Mariotti, J. M., Mennesson, B., Ollivier, M., Puget, J. L., Rouan, D. & Schneider, J. (1996). Could We Search for Primitive Life on Extrasolar Planets in the Near Future?. *Icarus*, *123*, 249–255.
- Lenardic, A., Seales, J., (2018). Different is More: The Value of Finding an Inhabited Planet That Is Far From Earth 2.0. *Arxiv-eprint*, *1801*. 09146.