

A pattern search bound constrained optimization method with a nonmonotone line search strategy

Johanna A. Frau and Elvio A. Pilotta *

April 22, 2021

Abstract

A new pattern search method for bound constrained optimization is introduced. The proposed algorithm employs the coordinate directions, in a suitable way, with a nonmonotone line search for accepting the new iterate, without using derivatives of the objective function. The main global convergence results are strongly based on the relationship between the step length and a stationarity measure. Several numerical experiments are performed using a well known set of test problems. Other line search strategies were tested and compared with the new algorithm.

Key words. pattern search methods, bound constrained optimization, global convergence, numerical experiments.

AMS Subject classifications. 90C30, 90C56, 65K05.

1 Introduction

In this paper, we propose a new algorithm to solve bound constrained optimization problems where the derivatives of the objective function are not available. So, the problem of interest is

$$\begin{array}{ll} \text{minimize} & f(x) \\ \text{subject to} & x \in \Omega \end{array} \quad (1)$$

where $f : \mathbb{R}^n \rightarrow \mathbb{R}$ and $\Omega = \{x \in \mathbb{R}^n \mid l \leq x \leq u\}$ with $-\infty \leq l < u \leq \infty$. We assume that the objective function is continuously differentiable on Ω but the derivative information is unreliable or non-existent. This situation frequently appears in many real world applications where functional values $f(x)$ require complex simulations or the function contains noise. This kind of situations may arise in applications from molecular geometry [1, 24], medical image registration [27], shape and design optimization [6, 12, 23]. There are many problems where the functional values come from practical experiments, so the explicit formulation of the objective function is not available and Quasi-Newton or finite difference methods are not applicable. Derivative-free optimization has received considerable attention from the optimization community during the last years, including the establishment of solid mathematical foundations for many of the methods considered in practice. Particularly, pattern search methods have succeeded where more elaborate approaches fail. These methods belong to the family of direct search methods, characterized by unsophisticated implementations, the absence of the construction of a model of the objective function and the use of pattern matrices to explore directions around the current iterate. See [4, 9, 15, 16, 28].

Pattern search methods were initially introduced by Hooke and Jeeves [15] for unconstrained optimization problems and lately analyzed and formally presented by Torczon et. al. [16, 28]. More recently, some strategies were adapted from derivative-based methods and incorporated to pattern search methods. For instance, in [10] the authors introduced a global strategy, based in the ideas developed in [13, 18, 21, 22], that uses a nonmonotone line search scheme in a pattern search algorithm.

In [20] Lewis and Torczon extended the pattern search method for the bound constrained case although they did not perform numerical experiments. This problem was also studied in [3] using polynomial interpolation and trust region strategies, which is a quite different approach to pattern search methods.

*Facultad de Matemática, Astronomía y Física, Universidad Nacional de Córdoba, CIEM (CONICET), Medina Allende s/n, Ciudad Universitaria (5000) Córdoba, Argentina. E-mail: {jfrau, pilotta}@famaf.unc.edu.ar

In this article, we propose a pattern search method that includes a nonmonotone line search as globalization strategy for a bound constrained optimization problem (1). The new algorithm is based on the ideas introduced in [10] for the unconstrained case, however the proofs of the main convergence results of our method use a completely different philosophy. To prove the global convergence, we use the stationarity measure $\chi(x)$ defined in [16]. This measure takes into account the degree to which the directions of the steepest descent point outward with respect to the portion of the feasible region near x . In order to validate our algorithm, we perform several numerical experiments and comparisons with other well established algorithm. After that, we extend our benchmark study by incorporating other line search strategies [2, 7, 17, 26, 29].

This paper is organized as follows: some definitions and preliminary results are given in Section 2. The new algorithm is introduced in Section 3. Convergence results are stated in Section 4. Numerical experiments are presented and analyzed in Section 5. Finally, some conclusions are given in Section 6.

Notation

In this work, $e^{(i)}$ denotes the i -th canonical vector in \mathbb{R}^n and $\|\cdot\|$ will be the Euclidean norm. Also, $\text{int}(\Omega)$ denotes the largest open set contained in Ω .

2 Definitions and preliminary results

In this section, we present some definitions and results which are necessary in order to guarantee convergence of the method that we propose to solve problem (1).

The following two definitions are the basis of the theory of convergence and they are widely used in the context of optimization. The first definition refers to the cone K generated by the set of all nonnegative linear combinations of vectors of a given set. The second definition includes those vectors that make an angle of 90° or more with each element of K , the polar cone K° .

Definition 1 Let $D = \{v^{(1)}, v^{(2)}, \dots, v^{(r)}\}$ be a set of r vectors in \mathbb{R}^n . The set D generates the cone K if

$$K = \{u | u = \sum_{i=1}^r c^{(i)} v^{(i)}, c^{(i)} \geq 0, \text{ for } i = 1, 2, \dots, r\}.$$

Definition 2 The polar cone of a cone K , denoted by K° , is the cone defined by

$$K^\circ = \{w | w^T u \leq 0, \text{ for all } u \in K\}.$$

When we are minimizing a function in a feasible region, we are particularly interested in choosing search directions (descent directions at best) which improve the objective function and remain feasible at the same time. Given $x \in \Omega$, we define $K(x, \epsilon)$ as the cone generated by 0 and the outward pointing normals of the constraints within a distance ϵ of x , namely

$$\{e^{(i)} | u^{(i)} - x^{(i)} \leq \epsilon\} \cup \{-e^{(i)} | x^{(i)} - l^{(i)} \leq \epsilon\}.$$

In other words, $K(x, \epsilon)$ is generated by the normals to the faces of the feasible region within distance ϵ of x . Observe that if $K(x, \epsilon) = \{0\}$, as in the unconstrained case or when x is well within the interior of the feasible region, $K^\circ(x, \epsilon) = \mathbb{R}^n$. The cone $K(x, \epsilon)$ is important because, for suitable choices of ϵ , its polar $K^\circ(x, \epsilon)$ approximates the feasible region near x . So, if $K^\circ(x, \epsilon) \neq \{0\}$, the search can proceed from x along all directions in $K^\circ(x, \epsilon)$ for at least a distance of ϵ and still remain inside the feasible region. See [16] for more details.

As in the theory of methods based explicitly on derivatives, in derivative free optimization, we need a measure that lets us know how close a point x is to constrained stationarity. In this article, we adopted the following measure of stationarity

$$\chi(x) = \max_{\substack{x+\omega \in \Omega, \\ \|\omega\| \leq 1}} -\nabla f(x)^T \omega.$$

Roughly speaking, $\chi(x)$ captures the degree to which the direction of steepest descent is outward pointing with respect to the portion of the feasible region near x . In [8], the authors proved that if Ω is convex, the function χ has the following properties:

1. $\chi(x)$ is continuous.
2. $\chi(x) \geq 0$.
3. $\chi(x) = 0$ if and only if x is a KKT point for the problem (1).

Thus, showing that $\chi(x_k) \rightarrow 0$ as $k \rightarrow \infty$ establishes a global first-order convergence result, which will be one of our primary goals on this work.

3 The bound constrained nonmonotone pattern search algorithm nmps

We begin this section by introducing the proposed algorithm.

Let M be a positive integer, which indicates how many previous functional values will be considered on the nonmonotone line search. Let $\Delta_{tol} > 0$ be the tolerance for the convergence criterion. Let D_{\oplus} be a finite set of \mathbb{R}^n given by the coordinate directions, that is,

$$D_{\oplus} = \{\pm e^{(i)} | i = 1, 2, \dots, n\}.$$

Assume that $\{\eta_k\}$ is a sequence chosen such that $\eta_k > 0$, for all $k = 0, 1, 2, \dots$, and $\sum_{k=0}^{\infty} \eta_k = \eta < \infty$ is a convergent series.

Suppose that $x_0 \in \Omega$ is an initial approximation to the solution and let $\Delta_0 > 0$ be the initial value for the step length. Given $x_k \in \Omega$, $\Delta_k > \Delta_{tol} > 0$, the steps for computing x_{k+1} are given by the following algorithm.

Algorithm 1 (nmps)

Step 1:

Compute $f(x_k)$ and define $f_{\max}(x_k)$ such that

$$f_{\max}(x_k) = \max\{f(x_k), \dots, f(x_{k-\min\{k, M-1\}})\} = \max_{0 \leq j \leq m(k)} \{f(x_{k-j})\}$$

where $m(k) = \min\{k, M-1\}$.

Step 2: Backtracking

- 2.1 Find (if possible) $d \in D_{\oplus}$ such that $(x_k + \Delta_k d) \in \Omega$ and the inequality

$$f(x_k + \Delta_k d) \leq f_{\max}(x_k) + \eta_k - \Delta_k^2 \quad (2)$$

holds. Set $\Delta_{k+1} \leftarrow 1$ and $x_{k+1} \leftarrow x_k + \Delta_k d$.

- 2.2 If there is no a direction $d \in D_{\oplus}$ such that $(x_k + \Delta_k d) \in \Omega$ and (2) holds, then set

$$\Delta_k \leftarrow \frac{\Delta_k}{2} \text{ and repeat Step 2.1 until a new } x_{k+1} \text{ is found.}$$

If $\Delta_{k+1} < \Delta_{tol}$ terminate the execution of the algorithm.

4 Theoretical results and convergence analysis

In order to prove our main convergence result we need to demonstrate some auxiliary results. The following proposition concerns the nonmonotonicity of $\{f(x_k)\}$. It is analogous to Lemma 2.3 in [5].

Proposition 1 *If $l(k)$ is an integer such that*

$$kM - m(kM) \leq l(k) \leq kM,$$

with $m(kM) = \min\{kM, M-1\}$, and

$$\begin{aligned} f(x_{l(k)}) &= \max_{0 \leq j \leq m(kM)} \{f(x_{kM-j})\} \\ &= \max\{f(x_{kM}), f(x_{kM-1}), \dots, f(x_{kM-\min\{kM, M-1\}})\} \end{aligned}$$

then

$$f(x_{l(k+1)}) \leq f(x_{l(k)}) + \eta_{kM} + \dots + \eta_{kM-M+1} - \Delta_{l(k+1)-1}^2 \quad (3)$$

Proof.

From now on we are going to suppose that the iteration k is such that $k \geq M$, therefore $m(kM) = \min\{kM, M-1\} = M-1$.

Then, by an inductive argument on $t = 1, 2, \dots, M$ we will prove that

$$f(x_{kM+t}) \leq f(x_{l(k)}) + \eta_{kM} + \dots + \eta_{kM-M+1} - \Delta_{kM+t-1}^2 \quad (4)$$

holds for all iteration $k = 1, 2, \dots$

In fact, from (2), we have

$$\begin{aligned} f(x_{kM+1}) &\leq f_{\max}(x_{kM}) + \eta_{kM} - \Delta_{kM}^2 \\ &= \max_{0 \leq j \leq M-1} \{f(x_{kM-j})\} + \eta_{kM} - \Delta_{kM}^2 \\ &= f(x_{l(k)}) + \eta_{kM} - \Delta_{kM}^2 \\ &< f(x_{l(k)}) + \eta_{kM}, \end{aligned}$$

for all $k \in \mathbb{N}$. Therefore, the inequality (4) holds for $t = 1$.

Now, by inductive hypothesis, we suppose that

$$\begin{aligned} f(x_{kM+t'}) &\leq f(x_{l(k)}) + \eta_{kM} + \dots + \eta_{kM+t'-1} - \Delta_{kM+t'-1}^2 \\ &< f(x_{l(k)}) + \eta_{kM} + \dots + \eta_{kM+t'-1} \end{aligned}$$

for all $t' = 1, 2, \dots, t$.

We will prove that (4) holds for $t+1$. Indeed,

$$\begin{aligned} f(x_{kM+t+1}) &\leq f_{\max}(x_{kM+t}) + \eta_{kM+t} - \Delta_{kM+t}^2 \\ &= \max\{f(x_{kM+t}), f(x_{kM+t-1}), \dots, f(x_{kM+t-M+1})\} + \eta_{kM+t} - \Delta_{kM+t}^2 \\ &= \max\{\max\{f(x_{kM}), \dots, f(x_{kM+t-M+1})\}, f(x_{kM+1}), \dots, f(x_{kM+t})\} + \\ &\quad \eta_{kM+t} - \Delta_{kM+t}^2 \\ &= \max\{f(x_{l(k)}), f(x_{kM+1}), \dots, f(x_{kM+t})\} + \eta_{kM+t} - \Delta_{kM+t}^2 \end{aligned}$$

Now by induction step,

$$\max\{f(x_{kM+1}), \dots, f(x_{kM+t})\} < f(x_{l(k)}) + \eta_{kM} + \dots + \eta_{kM+t+1}.$$

Thus,

$$f(x_{kM+t+1}) \leq f(x_{l(k)}) + \eta_{kM} + \dots + \eta_{kM+t-1} + \eta_{kM+t} - \Delta_{kM+t}^2,$$

so the inequality (4) holds for $t+1$.

Finally, since $(k+1)M - M + 1 \leq l(k+1) \leq kM + M$, we have

$$l(k+1) = kM + t \text{ for some } t \in \{1, 2, \dots, M\}.$$

■

The next proposition is an important tool to prove global convergence of the **nmps** algorithm where the inequality of Proposition 1 is applied iteratively. This idea has also been introduced by Birgin et. al in [5] and we adapted it for our case.

Proposition 2 *If $\{f(x_k)\}_{k \in \mathbb{N}}$ is bounded below then $\lim_{k \rightarrow \infty} \Delta_{l(k)-1}^2 = 0$*

Proof. By applying the inequality (3) we have

$$f(x_{l(k+1)}) \leq f(x_0) + \sum_{k=0}^{\infty} \eta_k - \sum_{k=1}^{\infty} \Delta_{l(k)-1}^2,$$

equivalently

$$\sum_{k=1}^{\infty} \Delta_{l(k)-1}^2 \leq f(x_0) - f(x_{l(k+1)}) + \sum_{k=0}^{\infty} \eta_k.$$

Now, since f is bounded below we have $-f(x_k) \leq -C$ for all k , and due to summability of the sequence $\{\eta_k\}$, we obtain

$$\sum_{k=1}^{\infty} \Delta_{l(k)-1}^2 < +\infty,$$

so $\lim_{k \rightarrow \infty} \Delta_{l(k)-1}^2 = 0$, as we want to prove. ■

In consequence, we observe that

$$\lim_{k \rightarrow \infty} \Delta_{l(k)-1} = 0,$$

since the steps Δ_k are small enough and positives.

Now we define set of index

$$U = \{l(1) - 1, l(2) - 1, l(3) - 1, \dots\}$$

where $\{l(k)\}$ is the sequence of index defined in the Proposition 1.

The following two results have been demonstrated by Kolda, Lewis and Torczon in [16].

Proposition 3 *Let $x \in \Omega$ and $\varepsilon \leq 0$, and let $K = K(x, \varepsilon)$ and $K^\circ = K^\circ(x, \varepsilon)$ for the bound constrained problem (1). Let $G_{K^\circ} \subseteq D_\oplus$ the set of generators of K° . Then, if $[-\nabla f(x)]_{K^\circ} \neq 0$, there is $d \in G_{K^\circ}$ such that*

$$\frac{1}{\sqrt{n}} \|[-\nabla f(x)]_{K^\circ}\| \leq -\nabla f(x)^T d.$$

Proposition 4 *Let $x \in \Omega$ and $\varepsilon \geq 0$, and let $K^\circ = K^\circ(x, \varepsilon)$ and $K = K(x, \varepsilon)$ for the bound constrained problem (1). Then*

$$\chi(x) \leq \|[-\nabla f(x)]_{K^\circ}\| + \sqrt{n} \|[-\nabla f(x)]_K\| \varepsilon.$$

Next, we present the main global convergence result of **nmfs** algorithm.

Theorem 3 *Let $f : \mathbb{R}^n \rightarrow \mathbb{R}$ be continuously differentiable, and suppose $\nabla f(x)$ is Lipschitz continuous with constante L , $\|\nabla f(x)\| \leq \gamma$, for all $x \in \Omega$ and $\{f(x_k)\}_{k \in \mathbb{N}}$ is bounded below. If $\{x_k\}_{k \in U}$ is the sequence generated by the **nmfs** algorithm then*

$$\chi(x_k) \leq \sqrt{n}(L + \gamma)\Delta_k \text{ for all } k \in U.$$

Proof. We will consider two cases.

Case 1. If $x_k + \Delta_k d \notin \text{int}(\Omega)$ for all $d \in D_\oplus$, then $x_k + \Delta_k d$ is either on the boundary of or outside of Ω for all directions $d \in D_\oplus$.

In other words, if $l^{(i)} \leq x_k^{(i)} \leq u^{(i)}$ then $x_k^{(i)} - \Delta_k \leq l^{(i)}$ and $x_k^{(i)} + \Delta_k \geq u^{(i)}$ for all $i = 1, 2, \dots, n$.

The last inequalities imply that if $x_k + \omega \in \Omega$, the vector ω cannot have their components greater than Δ_k , that is, $\omega^{(i)} \leq \Delta_k$ for all i . Therefore, $\|\omega\| \leq \sqrt{n}\Delta_k$.

So,

$$\begin{aligned}
\chi(x_k) &= \max_{\substack{x_k + \omega \in \Omega, \\ \|\omega\| \leq 1}} -\nabla f(x_k)^T \omega \\
&\leq \max_{\substack{x_k + \omega \in \Omega, \\ \|\omega\| \leq 1}} \|\nabla f(x_k)\| \|\omega\| \\
&\leq \|\nabla f(x_k)\| \sqrt{n} \Delta_k \\
&\leq \sqrt{n} \gamma \Delta_k,
\end{aligned}$$

which completes the proof for the Case 1.

Case 2. Now we suppose that there is at least $d \in D_{\oplus}$ such that $x_k + \Delta_k d \in \text{int}(\Omega)$. Thus, the cone $K^\circ(x_k, \Delta_k)$ is generated by all the directions $d \in D_{\oplus}$ such that $x_k + \Delta_k d \in \text{int}(\Omega)$.

By the mean value theorem, we have that

$$f(x_k + \Delta_k d_k) - f(x_k) = \Delta_k \nabla f(x_k + \lambda_k \Delta_k d_k)^T d_k, \quad (5)$$

for some $\lambda_k \in [0, 1]$.

Since $k \in U$, this implies

$$0 \leq f(x_k + \Delta_k d_k) - f_{\max}(x_k) - \eta_k + \Delta_k^2.$$

Taking into account that $-f_{\max}(x_k) \leq -f(x_k)$ and $\eta_k > 0$ for all k , we obtain

$$0 \leq f(x_k + \Delta_k d_k) - f(x_k) + \Delta_k^2. \quad (6)$$

Then, we replace (5) in (6)

$$0 \leq \Delta_k \nabla f(x_k + \lambda_k \Delta_k d_k)^T d_k + \Delta_k^2.$$

Next, we divide the last inequality by Δ_k and adding $-\nabla f(x_k)^T d_k$, we get the following inequality

$$-\nabla f(x_k)^T d_k \leq (\nabla f(x_k + \lambda_k \Delta_k d_k) - \nabla f(x_k))^T d_k + \Delta_k.$$

Using the Proposition 3 we have

$$\frac{1}{\sqrt{n}} \|[-\nabla f(x)]_{K^\circ}\| \leq (\nabla f(x_k + \lambda_k \Delta_k d_k) - \nabla f(x_k))^T d_k + \Delta_k.$$

Then by the Cauchy-Schwarz inequality, the fact that $\|d_k\| = 1$ for all k and the boundedness hypothesis of the gradient, we obtain

$$\frac{1}{\sqrt{n}} \|[-\nabla f(x)]_{K^\circ}\| \leq \|(\nabla f(x_k + \lambda_k \Delta_k d_k) - \nabla f(x_k))\| + \Delta_k \leq L \Delta_k + \Delta_k.$$

In consequence,

$$\|[-\nabla f(x)]_{K^\circ}\| \leq \sqrt{n} L \Delta_k + \sqrt{n} \Delta_k \leq \sqrt{n} L \Delta_k.$$

Finally, combining the Proposition 4 with the above result

$$\chi(x) \leq \|[-\nabla f(x)]_{K^\circ}\| + \sqrt{n} \|[-\nabla f(x)]_K\| \varepsilon \leq \|[-\nabla f(x)]_{K^\circ}\| + \sqrt{n} \gamma \Delta_k \leq \sqrt{n} L \Delta_k + \sqrt{n} \gamma \Delta_k$$

consequently,

$$\chi(x) \leq \sqrt{n} (L + \gamma) \Delta_k,$$

and the proof is complete. ■

5 Numerical results

In this section we show and analyse the numerical results obtained using our nonmonotone pattern search bound constrained optimization **nmps** algorithm. All the numerical experiments were executed on a computer with a 2.3 GHz Intel Core i5-6200u processor (8 GB RAM). We implemented the **nmps** algorithm in **matlab** R2016b 64-bit.

To the purpose of carefully analyse the performance of our algorithm we decided to organize our study in two parts. First, we compare the **nmps** algorithm with the **patternsearch** routine from **matlab**'s optimization toolbox, since both algorithms are based on pattern search methods. Then, we study the performance of **nmps** algorithm using different line search strategies [7, 17, 26, 29] and the classical Armijo's rule [2].

We have selected a set of 63 bound constrained problems from Hock-Schittkowski collection [14]. Since this collection has only 9 bound constrained problems, we have modified other 54 problems with general constraints, extracting the linear and nonlinear constraints from each one of them. The detailed list of these problems and their characteristics is provided in Table 1.

As it is usual in derivative-free optimization articles, we are interested in the number of functional values needed to satisfy the stopping criteria, which are: reaching a sufficiently small step length ($\Delta_k < \Delta_{tol}$), attaining the maximum number of function evaluations $MaxFE$ or attaining the maximum number of iterations $MaxIt$. We adopt the convergence test proposed in [25] to measure the ability of an algorithm to improve an initial approximation and to declare that a problem has been solved if the following condition holds

$$f(x_0) - f(x) \geq (1 - \tau)(f(x_0) - f_L), \quad (7)$$

where x_0 is the initial feasible approximation, $\tau > 0$ is the level of accuracy and f_L is the smallest functional value obtained among the considered solvers. We use the performance profile graphs [11, 25] to illustrate the results obtained with (7).

Given P the set of problems, $|P|$ denotes the cardinality of P and S the set of considered solvers. The performance profile of a solver $s \in S$ is defined as the fraction of problems where the performance ratio is at most α , that is, $\rho_s(\alpha) = \frac{1}{|P|} \text{size} \{p \in P : r_{p,s} \leq \alpha\}$, where $r_{p,s} = \frac{t_{p,s}}{\{\min_{p,s:s \in S} t_{p,s}\}}$, $t_{p,s}$ is the number of function evaluations required to satisfy the convergence test (7).

We used the same initial approximation x_0 as indicated in [14], projecting onto the bound constraints if the initial approximation was not feasible. After some preliminary tests we adopted $\eta_k = 1.1^{-k}$ for all k . Finally, the following algorithmic parameters were set: $\Delta_0 = 1.0$, as the initial step length, $M = 15$, $MaxFE = 2500$, $MaxIt = 5000$ and $\Delta_{tol} = TOL = 10^{-6}$.

It is worth mentioning three important implementation details of our algorithm. First, the function f is evaluated in all possible coordinate directions and the accepted new approximation is such that produces the minimum functional value of $f(x_k + \Delta_k d)$. Second, the step length is updated using the following scheme $\Delta_{k+1} = \min\{1, 2\Delta_k\}$. Third, the accepted points are stored in a memory for the purpose to avoid revisiting older points without slow down the implementation. See [19].

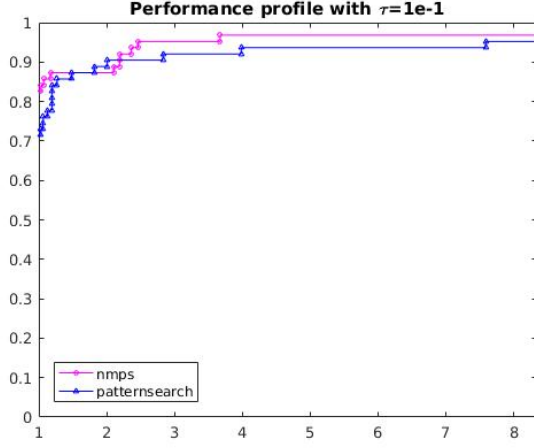
5.1 Comparison of performance profiles between **nmps** and **patternsearch**

We tested our algorithm **nmps** using the set of test problems and we compared it with the well established routine **patternsearch** from **matlab**. Since both codes are based on a pattern search scheme, we set the same algorithmic parameters. The numerical results are shown in Table 2.

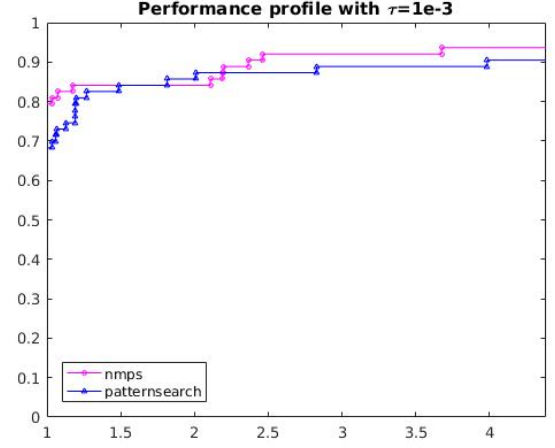
In Figure 1 we show the performance profile pictures using condition (7) with three levels of accuracy: $\tau = 10^{-1}$, $\tau = 10^{-3}$ and $\tau = 10^{-5}$, where a smaller value of τ means the satisfaction of condition (7) is more strict. In a performance profile plot, the top curve represents the most efficient method within a factor τ of the best measure. When both methods match with the best result, then they are both counted as successful. This means that the sum of the successful percentages may exceed 100%.

Prob.	N°. HS	n	bound constraints	objective function
1	1	2	1	Generalized polynomial
2	2	2	1	Generalized polynomial
3	3	2	1	Generalized polynomial
4	4	2	2	Generalized polynomial
5	5	2	4	General
6	25	3	6	Sum of squares
7	38	4	8	Generalized polynomial
8	45	5	10	Constant
9	110	10	20	General
10	13	2	2	Quadratic
11	15	2	1	Generalized polynomial
12	16	2	3	Generalized polynomial
13	17	2	3	Generalized polynomial
14	18	2	4	Quadratic
15	19	2	4	Generalized polynomial
16	20	2	2	Generalized polynomial
17	21	2	4	Quadratic
18	23	2	4	Quadratic
19	24	2	2	Generalized polynomial
20	30	3	6	Quadratic
21	31	3	6	Quadratic
22	32	3	3	Quadratic
23	33	3	4	Generalized polynomial
24	34	3	6	Linear
25	35	3	3	Quadratic
26	36	3	6	Generalized polynomial
27	37	3	6	Generalized polynomial
28	41	4	8	Generalized polynomial
29	42	4	2	Quadratic
30	44	4	4	Quadratic
31	53	5	10	Quadratic
32	54	6	12	General
33	55	6	8	General
34	57	2	2	Sum of squares
35	59	2	4	General
36	60	3	6	Generalized polynomial
37	62	3	6	General
38	63	3	3	Quadratic
39	64	3	3	Generalized polynomial
40	65	3	6	Quadratic
41	66	3	6	Linear
42	68	4	8	General
43	69	4	8	General
44	71	4	8	Generalized polynomial
45	72	4	8	Linear
46	73	4	4	Linear
47	74	4	8	Generalized polynomial
48	75	4	8	Generalized polynomial
49	76	4	4	Quadratic
50	80	5	10	General
51	81	5	10	General
52	83	5	10	Quadratic
53	84	5	10	Quadratic
54	86	5	5	Generalized polynomial
55	93	6	6	Generalized polynomial
56	101	7	14	Generalized polynomial
57	102	7	14	Generalized polynomial
58	103	7	14	Generalized polynomial
59	104	8	16	Generalized polynomial
60	106	8	16	Linear
61	108	9	2	Quadratic
62	114	10	20	Quadratic
63	119	16	32	Generalized polynomial

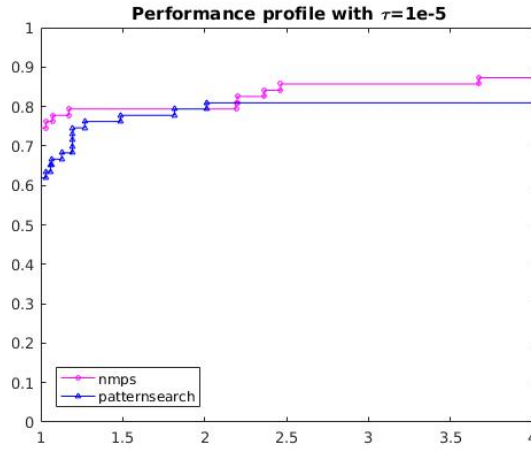
Table 1: Characteristics of test problems.



(a)



(b)



(c)

Figure 1: Performance profiles of **nmps** and **patternsearch**.

In Figure 1a, with $\tau = 10^{-1}$, we observe that **nmps** algorithm is the best solver in the 82% of the set problems while **patternsearch** does it in 71%. We also see, within a factor of 1.7 of the best solver, both algorithms have a similar behaviour and the performance profile shows these algorithms can solve a problem with a probability of 0.87 with respect to the best solver. Finally, if the goal is to solve efficiently 95% of the problems, the **nmps** algorithm accomplishes this by using 2.4 times the minimum number of function evaluations while **patternsearch** needs a factor of 7.5.

Now, when we increase the level of accuracy to $\tau = 10^{-3}$ (Figure 1b), we note that **nmps** wins in the 79% of the problems in comparison with the 68% of **patternsearch**. Also, both solvers are equivalent if the solution is required within a factor of 1.7 of the best solver, with a probability of 0.84. Although both solvers can reach the solution in, at most, 95% of the problems, our algorithm was closer than the other since it solved 94% of them, using 3.7 times the minimum number of function evaluations.

Finally, we observe in Figure 1c that the performance of both solvers deteriorate using $\tau = 10^{-5}$ as the level of accuracy. In any case, the algorithm **nmps** wins in 74% of the problems meanwhile **patternsearch** wins in 62%. As before, **nmps** algorithm performs better than **patternsearch** if you consider a solver that finds the solution using 1.7 times the minimum number of function evaluations, with a probability of 0.8. In such a case, we could expect at most that **nmps** algorithm solves 87% of the problems while **patternsearch** solves 81%.

We conclude that, regardless the level of accuracy, our algorithm outperforms the **patternsearch** routine with the set of test problems considered. In fact, our algorithm always has a probability 10% greater than **patternsearch** to get the solution.

In the next subsection we will test our algorithm using other line search strategies in order to analyse and understand the advantages of employing different nonmonotone line search procedures.

5.2 Comparison of performance profiles using other line search strategies

Recently, some authors proposed different nonmonotone line search strategies for solving unconstrained minimization problems and nonlinear systems, with derivatives based and derivative-free methods [7, 17, 26, 29]. They show that such approaches are successful, therefore we have adopted them to our bound constrained derivative-free optimization problem (1).

The first approach, which is called *C-line search* and we have implemented in **Cpatternsearch** algorithm, is similar to the nonmonotone line search condition (2), where $f_{\max}(x_k)$ is replaced by the sequence $\{C_k\}$ given by

$$Q_{k+1} = r_k Q_k + 1, \quad C_{k+1} = \frac{r_k Q_k (C_k + \eta_k) + f_{k+1}}{Q_{k+1}} \quad (8)$$

with $Q_0 = 1$, $C_0 = f(x_0)$, $r_k \in [0, 1]$ and $\{\eta_k\}$ satisfying $\sum_{k=0}^{\infty} \eta_k = \eta < \infty$ for all $k = 0, 1, 2, \dots$

The second strategy, which is called *λ -line search* and we have implemented in **λ patternsearch** algorithm, is also analogous to (2) but in this case $f_{\max}(x_k)$ is defined by

$$f_{\max}(x_k) = \max\{f(x_k), \sum_{r=0}^{m(k)-1} \lambda_{k_r} f(x_{k-r})\} \quad (9)$$

with $M \in \mathbb{N}$, $m(k) = \min\{k, M-1\}$, $\lambda_{k_r} \geq \lambda$ and $\sum_{r=0}^{m(k)-1} \lambda_{k_r} = 1$ for all $k = 0, 1, 2, \dots$

Finally, we have adapted the classical Armijo's rule to our bound constrained problem (1)

$$f(x_k + \Delta_k d) \leq f(x_k) + \eta_k - \Delta_k^2 \quad (10)$$

with $\{\eta_k\}$ y Δ_k defined as in the Algorithm 1. It was implemented in **armijo** algorithm.

Again, we chose $\eta_k = 1.1^{-k}$ for all k , for the three new conditions. Also, we adopted $M = 15$ and $\lambda_{k_r} = 1/m(k)$ for all r in **λ patternsearch** and $r_k = 0.85$ for all k in **Cpatternsearch**. Next, we show the performance profiles with convergence test (7) for solving our set of test problems using **nmeps**, **patternsearch**, **Cpatternsearch**, **λ patternsearch** and **armijo** algorithms. The numerical results are also presented in Table 2.

In Figure 2a, for $\tau = 10^{-1}$, we see that **λ patternsearch** attains the best performance in 76% of the problems, followed by **nmeps** with 59% and **Cpatternsearch** with 57%, below we find **patternsearch** and **armijo** with 56% and 51% respectively. We also observe, within a factor of 2.5 of the best solver, **λ patternsearch** reaches the greater probability of solving a problem (around 0.92) and **nmeps** follows it with 0.9. Furthermore, in this case, **patternsearch** is the solver with the lowest performance, with a probability of 0.76. Moreover, with this level of accuracy, we note that **armijo** solves almost 97% of the problems using a factor of 4.9 times the minimum number of function evaluations, meanwhile **nmeps** has the same behaviour requiring a factor of 5.75.

Figure 2b displays the performance profile for $\tau = 10^{-3}$, increasing in this way the level of accuracy. Once more, **λ patternsearch** is the most successful solver with a probability of 0.63, followed by **Cpatternsearch** and **nmeps** with a probability of 0.62 and 0.6, respectively. In the last positions, we find **armijo** and **patternsearch** with 0.52 and 0.51, respectively. Now, within a factor of 2.5 of the best solver, **nmeps** exhibits the best performance solving 89% of the problems. Later, **Cpatternsearch** and **armijo** get 87% and 85% on the resolution of our set of problems. With this level of accuracy, the most we can expect is to solve 94% of the problems within a factor of 3.8 of the best solver. In the same sense, **Cpatternsearch** and **nmeps** present a similar behaviour.

Finally, Figure 2c presents the performance profile for $\tau = 10^{-5}$, requiring in this way a greater descent in the objective function. We observe that **Cpatternsearch** wins in 65% of the problems, followed by **nmeps** and **λ patternsearch** with 57%, **armijo** with 49% and **patternsearch** with 44%. We see, within a factor of 2.5 of the best solver, **Cpatternsearch** obtains the higher probability for solving a problem (0.87), followed by **nmeps** (0.84). In this figure, as opposed to Figures 2a and 2b, we can see how the performance of the different methods are slightly separated from each other. Also, **Cpatternsearch** algorithm is always on top of all the remaining solvers. In this case, **Cpatternsearch** achieves the solution in 92% of the problems within a factor of 2.79

Prob.	nmps			patternsearch			λ patternsearch			Cpatternsearch			armijo		
	<i>It.</i>	<i>FE.</i>	<i>stop</i>	<i>It.</i>	<i>FE.</i>	<i>stop</i>	<i>It.</i>	<i>FE.</i>	<i>stop</i>	<i>It.</i>	<i>FE.</i>	<i>stop</i>	<i>It.</i>	<i>FE.</i>	<i>stop</i>
1	341	352	TOL	625	2500	MaxFE	339	352	TOL	530	352	TOL	1003	2500	MaxFE
2	402	323	TOL	58	207	TOL	5000	6	MaxIt	628	281	TOL	277	155	TOL
3	277	83	TOL	39	119	TOL	1660	2500	MaxFE	307	83	TOL	1659	2500	MaxFE
4	277	46	TOL	34	84	TOL	5000	14	MaxIt	307	46	TOL	277	48	TOL
5	293	305	TOL	36	145	TOL	269	337	TOL	305	314	TOL	269	336	TOL
6	700	2500	MaxFE	513	2500	MaxFE	5000	1330	MaxIt	670	2500	MaxFE	552	2500	MaxFE
7	1124	2500	MaxFE	176	1409	TOL	5000	177	MaxIt	974	2500	MaxFE	455	2500	MaxFE
8	278	219	TOL	50	290	TOL	5000	134	MaxIt	307	132	TOL	278	248	TOL
9	262	2500	MaxFE	129	2500	TOL	141	2500	MaxFE	211	2500	MaxFE	141	2500	MaxFE
10	278	64	TOL	26	77	TOL	278	64	TOL	307	64	TOL	278	64	TOL
11	277	158	TOL	625	2500	MaxFE	5000	106	MaxIt	306	156	TOL	277	539	TOL
12	278	150	TOL	93	343	TOL	5000	98	MaxIt	306	139	TOL	278	143	TOL
13	278	150	TOL	93	343	TOL	5000	98	MaxIt	306	139	TOL	278	143	TOL
14	278	45	TOL	37	92	TOL	5000	17	MaxIt	307	45	TOL	278	45	TOL
15	278	77	TOL	48	133	TOL	278	77	TOL	5000	77	MaxIt	278	77	TOL
16	278	151	TOL	93	345	TOL	5000	99	MaxIt	306	140	TOL	278	144	TOL
17	277	63	TOL	21	64	TOL	277	63	TOL	307	63	TOL	277	63	TOL
18	288	260	TOL	34	137	TOL	277	289	TOL	305	314	TOL	270	369	TOL
19	834	2500	MaxFE	627	2500	MaxFE	834	2500	MaxFE	834	2500	MaxFE	834	2500	MaxFE
20	278	108	TOL	26	131	TOL	5000	23	MaxIt	307	108	TOL	278	108	TOL
21	278	106	TOL	26	128	TOL	5000	21	MaxIt	307	106	TOL	278	106	TOL
22	277	76	TOL	47	183	TOL	277	76	TOL	306	76	TOL	277	82	TOL
23	277	712	TOL	37	129	TOL	277	708	TOL	307	791	TOL	277	704	TOL
24	278	480	TOL	128	747	TOL	278	480	TOL	307	480	TOL	278	480	TOL
25	289	480	TOL	130	774	TOL	278	508	TOL	305	522	TOL	273	625	TOL
26	281	192	TOL	95	402	TOL	281	192	TOL	5000	192	MaxIt	281	192	TOL
27	5000	443	MaxIt	34	86	TOL	5000	443	TOL	5000	437	MaxIt	5000	443	MaxIt
28	278	81	TOL	20	81	TOL	5000	13	MaxIt	307	81	TOL	278	81	TOL
29	278	146	TOL	43	259	TOL	5000	44	MaxIt	307	146	TOL	278	146	TOL
30	625	2500	MaxFE	418	2500	MaxFE	625	2500	MaxFe	625	2500	MaxFE	625	2500	MaxFE
31	288	800	TOL	39	391	TOL	277	939	TOL	306	965	TOL	270	1130	TOL
32	278	13	TOL	247	2500	MaxFE	278	13	TOL	307	287	TOL	278	13	TOL
33	277	1818	TOL	51	398	TOL	384	2500	MaxFE	306	2011	TOL	277	1810	TOL
34	280	140	TOL	61	191	TOL	5000	77	MaxIt	307	120	TOL	278	134	TOL
35	278	326	TOL	119	410	TOL	277	320	TOL	307	335	TOL	277	509	TOL
36	403	737	TOL	125	751	TOL	294	746	TOL	322	755	TOL	278	744	TOL
37	285	287	TOL	48	210	TOL	284	122	TOL	5000	275	TOL	284	122	TOL
38	500	2500	MaxFE	417	2500	MaxFE	500	2500	MaxFE	500	2500	MaxFE	500	2500	MaxFE
39	392	1501	TOL	325	1945	TOL	5000	1135	MaxIt	5000	1447	MaxIt	634	2500	TOL
40	278	106	TOL	70	297	TOL	5000	61	MaxIt	306	106	TOL	278	106	TOL
41	278	592	TOL	140	782	TOL	278	750	TOL	307	592	TOL	420	1842	TOL
42	277	1241	TOL	46	288	TOL	277	1234	TOL	307	1377	TOL	278	1238	TOL
43	282	1373	TOL	48	299	TOL	278	1239	TOL	445	2069	TOL	278	1226	TOL
44	278	110	TOL	53	252	TOL	5000	38	MaxIt	307	110	TOL	278	110	TOL
45	278	107	TOL	76	431	TOL	5000	39	MaxIt	306	107	TOL	278	107	TOL
46	278	100	TOL	66	352	TOL	278	100	TOL	306	100	TOL	278	100	TOL
47	278	121	TOL	20	117	TOL	278	121	TOL	307	107	TOL	278	121	TOL
48	278	106	TOL	20	113	TOL	278	106	TOL	307	104	TOL	278	106	TOL
49	278	195	TOL	60	426	TOL	278	195	TOL	306	195	TOL	277	177	TOL
50	278	457	TOL	74	484	TOL	278	457	TOL	307	181	TOL	278	457	TOL
51	287	538	TOL	46	396	TOL	364	2500	MaxFE	318	663	TOL	361	2500	MaxFE
52	284	1289	TOL	20	101	TOL	284	1289	TOL	5000	155	TOL	284	1289	TOL
53	405	2500	MaxFE	625	2500	MaxFE	405	2500	MaxFE	405	2500	MaxFE	405	2500	MaxFE
54	602	1443	TOL	85	826	TOL	249	1016	TOL	450	1275	TOL	252	1045	TOL
55	277	1856	TOL	106	824	TOL	278	1861	TOL	307	2055	TOL	277	1849	TOL
56	357	2500	MaxFE	233	2500	MaxFE	5000	547	MaxIt	361	2500	MaxFE	247	2500	MaxFE
57	376	2500	MaxFE	233	2500	MaxFE	5000	547	MaxIt	347	2500	MaxFE	255	2500	MaxFE
58	376	2500	MaxFE	232	2500	MaxFE	5000	964	MaxIt	345	2500	MaxFE	257	2500	MaxFE
59	278	621	TOL	100	1294	TOL	213	2500	MaxFE	306	621	TOL	215	2500	MaxFE
60	167	2500	MaxFE	157	2500	MaxFE	167	2500	MaxFE	167	2500	MaxFE	167	2500	MaxFE
61	167	2500	MaxFE	157	2500	MaxFE	167	2500	MaxFE	167	2500	MaxFE	167	2500	MaxFE
62	149	2500	MaxFE	150	2500	MaxFE	149	2500	MaxFE	149	2500	MaxFE	149	2500	MaxFE
63	278	2446	TOL	104	2500	MaxFE	5000	2142	MaxIt	307	2446	TOL	278	2446	TOL

Table 2: Results of numerical experiments

followed by **nmps** that solves 87% of the problems using 3.6 times the minimum number of function evaluations. The other solvers can only solve at most 80% of the problems employing greater factors.

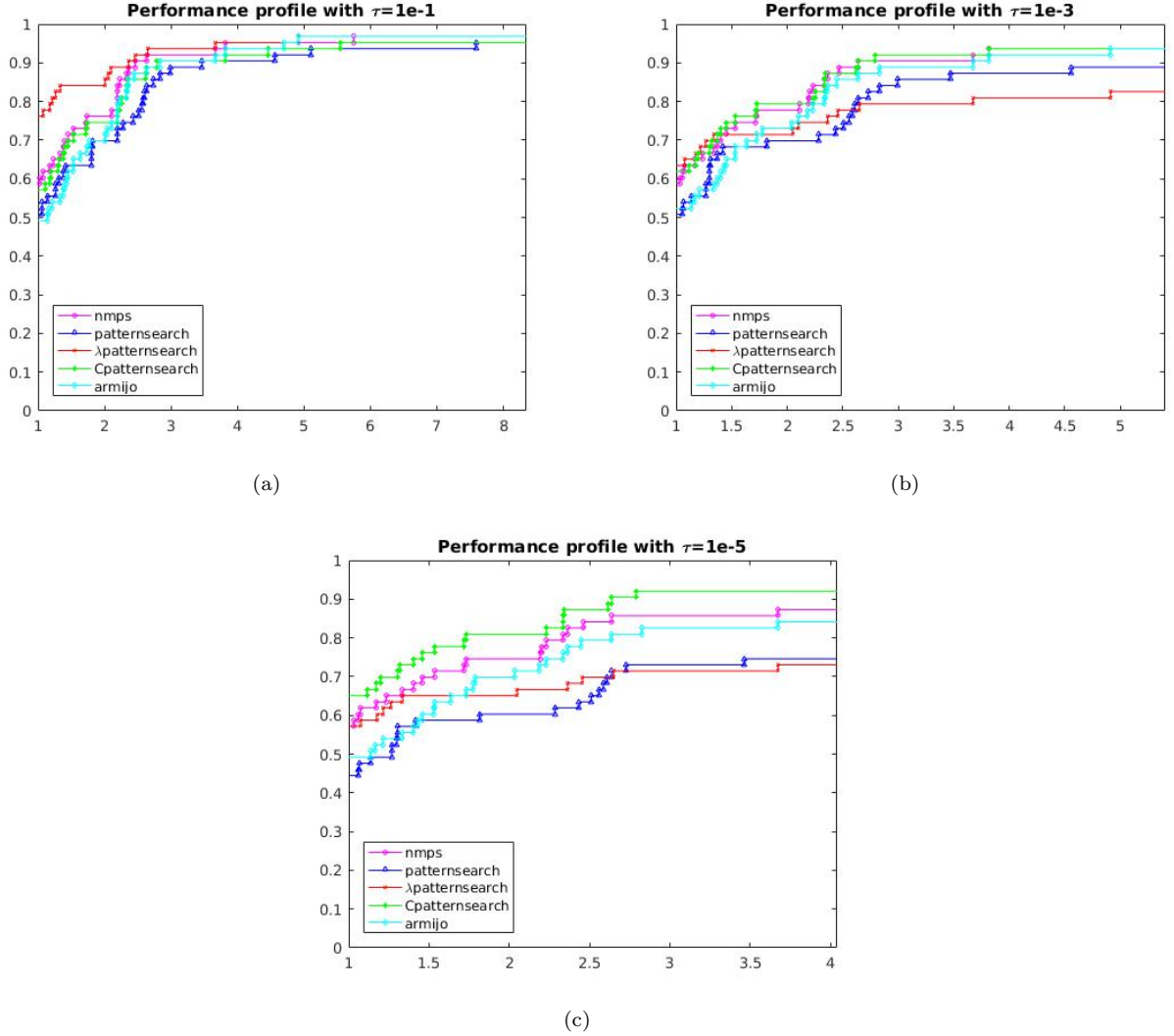


Figure 2: Performance profiles for the five strategies

From the analysis of the figures included in Figure 2 we can obtain the following conclusions. First, in most cases the use of a nonmonotone line search of the kind (2), (8) or (9) turns into an advantage in the performance of the algorithms compared to the classical Armijo's rule (10). In other words, a greater effort devoted to building $f_{\max}(x_k)$ or C_k results in a decrease in the number of function evaluations carried out by the algorithm, which is one of the main goals in derivative-free methods. Second, although the strategies (2) and (9) have similar definitions, the above analysis shows, while $\lambda\text{patternsearch}$ reduces its performance as the level of accuracy increases, **nmps** remains stable for all values of τ . So, if we should choose between this two strategies, **nmps** would be the most suitable. Third, the **Cpatternsearch** algorithm could be considered as the solver with the best performance because it is always above the other solvers as the level of accuracy increases. Our algorithm **nmps**, in its turn, seems to be a good competitor to **Cpatternsearch**, attaining a similar performance with respect to the latter in several cases. Also, **nmps** always obtains the second place regarding the probability to solve all the problems. At the end, to our surprise, we observe that the performance of **patternsearch** algorithm is in many cases below all remaining methods.

6 Conclusions

In this paper, we have proposed a new pattern search algorithm **nmps** to solve bound constrained optimization problems, which uses a nonmonotone line search strategy for accepting the new iterate. We have proved that,

under mild assumptions, we can guarantee global convergence of our method to a KKT point. This result is strongly based on the relationship between the step length and the stationarity measure (defined by Conn et al. in [8]), and it was proved in Section 4. Furthermore, we have performed several numerical experiments where we have compared the performance of our algorithm to other line search strategies that were implemented in `patternsearch`, `λpatternsearch`, `Cpatternsearch` and `armijo` algorithms. The benchmark results were satisfactory, so we can conclude that the `nmfs` algorithm is competitive, compared to the other solvers, as the numerical experiments reveal. We are currently working on an extension of the `nmfs` algorithm to linearly constrained optimization problems, taking into account the directions generated by the linear constraints.

Disclosure statement

No potential conflict of interest was reported by the authors.

Funding

This work was partially supported by research project Consejo Nacional de Investigaciones Científicas y Técnicas (CONICET) PIP 112–201101–00050, PUE 22920160100134CO and Secretaría de Ciencia y Tecnología (SECyT-UNC).

References

- [1] P. Alberto, F. Nogueira, H. Rocha, L. Vicente. *Pattern search methods for user-provided points: Application to molecular geometry problems*, SIAM J. Optim., v. 14(4), pp. 1216–1236, 2004.
- [2] L. Armijo. *Minimization of functions having Lipschitz continuous first partial derivatives*, Pacific J. Math., v. 16, pp 1–3, 1966.
- [3] M. Arouxét, N. Echebest and E. A. Pilotta. *Active-set strategy in Powell’s method for optimization without derivatives*, Computational & Applied Mathematics, v. 30 (1), pp. 171–196, 2011.
- [4] C. Audet and J. E. Dennis. *Analysis of generalized pattern searches*, SIAM J. Optim., v. 13(3), pp. 889–903, 2003.
- [5] E. Birgin, J. M. Martínez and M. Raydán. *Inexact spectral projected gradient methods on convex sets*, IMA Journal of Numerical Analysis, v. 23, pp. 539–559, 2003.
- [6] A. J. Booker, J. E. Dennis, P. D. Frank, D. B. Serafini and V. Torczon. *Optimization using surrogate objectives on a helicopter test example*, in Computational Methods for optimal design and control. J. T. Borggaard, J. Burns, E. Cliff and S. Schreck, eds., pp. 49–58, Birkhäuser, Boston, 1998.
- [7] W. Cheng. *A derivative-free nonmonotone line search and its application to the spectral residual method*, IMA Journal of Numerical Analysis, v. 29, pp. 814–825, 2009.
- [8] A. Conn, N. Gould and P. Toint. *Trust region methods*, MPS/SIAM Ser. Optim. 1, SIAM, Philadelphia, 2000.
- [9] A. Conn, K. Scheinberg and L. Vicente. *Introduction to derivative-free optimization*, SIAM, 2009.
- [10] M. A. Diniz-Ehrhardt, J. M. Martínez and M. Raydán. *A derivative-free nonmonotone line-search technique for unconstrained optimization*, Journal of Computational and Applied Mathematics, v. 219, pp. 383–397, 2008.
- [11] E. Dolan and J. Moré. *Benchmarking optimization software with performance profiles*, Mathematical programming, v. 91, pp. 201–213, 2002.
- [12] R. Duvigneau and M. Visonneau. *Hydrodynamics design using a derivative-free method*, Struct. Multidiscip. Optim. v. 28, pp. 195–205, 2004.
- [13] L. Grippo, F. Lampariello and S. Lucidi. *A nonmonotone line search technique for Newton’s method*, SIAM J. Numer. Anal., v. 23, pp. 707–716, 1986.

- [14] W. Hock and K. Schittkowski. *Test examples for nonlinear programming codes*, Lecture Notes in Economics and Mathematical Systems, v. 187, 1981.
- [15] R. Hooke and T. A. Jeeves. *Direct search solution of numerical and statistical problems*, SIAM J. Optim., v. 8(2), pp. 212–229, 1961.
- [16] T. G. Kolda, R. M. Lewis, and V. Torczon. *Optimization by direct search: New perspectives on some classical and modern methods*, SIAM Review, v. 45(3), pp. 385–482, 2003.
- [17] N. Krejić, Z. Lužanin, F. Nikolovski and I. Stojkovska. *A nonmonotone line search method for noisy minimization*, Optimization Letters, v. 9(7), pp. 1371–1391, 2015.
- [18] W. La Cruz, J. M. Martínez and M. Raydán. *Spectral residual method without gradient information for solving large-scale nonlinear systems of equations*, Math. Comput. v. 75, pp. 1449–1466, 2006.
- [19] R. M. Lewis, A. Shepherd and V. Torczon. *Implementing generating set search methods for linearly constrained minimization*, SIAM Journal on Scientific Computing, v. 29(6), pp. 2507–2530, 2007.
- [20] R. M. Lewis and V. Torczon. *Pattern search algorithms for bound constrained minimization*, SIAM J. Optim., v. 9(4), pp. 1082–1099, 1999.
- [21] D. H. Li and M. Fukushima. *A derivative-free line search and global convergence of Broyden-like method for nonlinear equations*, Opt. Methods Software, v. 13, pp. 181–201, 2000.
- [22] S. Lucidi and M. Sciandrone. *On the global convergence of derivative-free methods for unconstrained optimization*, SIAM J. Optim., v. 13, pp. 97–116, 2002.
- [23] A. L. Marsden, M. Wang, J. E. Dennis and P. Moin. *Optimal aeroacoustic shape design using the surrogate management framework*, Optim. Eng., v. 5, pp. 235–262, 2004.
- [24] J. Meza and M. L. Martínez. *On the use of direct search methods for the molecular conformation problem*, J. Comput. Chem., v. 15(6), pp. 627–632, 1994.
- [25] J. Moré and S. Wild. *Benchmarking derivative-free optimization algorithms*, SIAM J. Optim., v. 20, pp. 172–191, 2009.
- [26] F. Nikolovski and I. Stojkovska. *New derivative-free nonmonotone line search methods for unconstrained minimization*, Proceedings of the Fifth International Scientific Conference - FMNS2013, v. 1, Mathematics and Informatics, pp. 47–53, 2013.
- [27] R. Oeuvray and M. Bierlaire. *A new derivative-free algorithm for the medical image registration problem*, International Journal of Modelling and Simulation, v. 27(2), pp. 115–124, 2007.
- [28] V. Torczon. *On the convergence of pattern search algorithms*. SIAM J. Optim., v. 7(1), pp. 1–25, 1997.
- [29] H. Zhang and W. Hager. *A nonmonotone line search technique and its application to unconstrained optimization*, SIAM J. Optim., v. 14, pp. 1043–1056, 2004.