

Evidence for $Z_c^\pm(3900)$ in semi-inclusive decays of b -flavored hadrons

V.M. Abazov,³¹ B. Abbott,⁶⁷ B.S. Acharya,²⁵ M. Adams,⁴⁶ T. Adams,⁴⁴ J.P. Agnew,⁴¹ G.D. Alexeev,³¹ G. Alkhazov,³⁵ A. Alton^a,⁵⁶ A. Askew,⁴⁴ S. Atkins,⁵⁴ K. Augsten,⁷ V. Aushev,³⁸ Y. Aushev,³⁸ C. Avila,⁵ F. Badaud,¹⁰ L. Bagby,⁴⁵ B. Baldin,⁴⁵ D.V. Bandurin,⁷⁴ S. Banerjee,²⁵ E. Barberis,⁵⁵ P. Baringer,⁵³ J.F. Bartlett,⁴⁵ U. Bassler,¹⁵ V. Bazterra,⁴⁶ A. Bean,⁵³ M. Begalli,² L. Bellantoni,⁴⁵ S.B. Beri,²³ G. Bernardi,¹⁴ R. Bernhard,¹⁹ I. Bertram,³⁹ M. Besançon,¹⁵ R. Beuselinck,⁴⁰ P.C. Bhat,⁴⁵ S. Bhatia,⁵⁸ V. Bhatnagar,²³ G. Blazey,⁴⁷ S. Blessing,⁴⁴ K. Bloom,⁵⁹ A. Boehnlein,⁴⁵ D. Boline,⁶⁴ E.E. Boos,³³ G. Borissov,³⁹ M. Borysova^l,³⁸ A. Brandt,⁷¹ O. Brandt,²⁰ M. Brochmann,⁷⁵ R. Brock,⁵⁷ A. Bross,⁴⁵ D. Brown,¹⁴ X.B. Bu,⁴⁵ M. Buehler,⁴⁵ V. Buescher,²¹ V. Bunichev,³³ S. Burdin^b,³⁹ C.P. Buszello,³⁷ E. Camacho-Pérez,²⁸ B.C.K. Casey,⁴⁵ H. Castilla-Valdez,²⁸ S. Caughron,⁵⁷ S. Chakrabarti,⁶⁴ K.M. Chan,⁵¹ A. Chandra,⁷³ E. Chapon,¹⁵ G. Chen,⁵³ S.W. Cho,²⁷ S. Choi,²⁷ B. Choudhary,²⁴ S. Cihangir[‡],⁴⁵ D. Claes,⁵⁹ J. Clutter,⁵³ M. Cooke^j,⁴⁵ W.E. Cooper,⁴⁵ M. Corcoran[‡],⁷³ F. Couderc,¹⁵ M.-C. Cousinou,¹² J. Cuth,²¹ D. Cutts,⁷⁰ A. Das,⁷² G. Davies,⁴⁰ S.J. de Jong,^{29,30} E. De La Cruz-Burelo,²⁸ F. Déliot,¹⁵ R. Demina,⁶³ D. Denisov,⁴⁵ S.P. Denisov,³⁴ S. Desai,⁴⁵ C. Deterre^c,⁴¹ K. DeVaughan,⁵⁹ H.T. Diehl,⁴⁵ M. Diesburg,⁴⁵ P.F. Ding,⁴¹ A. Dominguez,⁵⁹ A. Drutskoy^q,³² A. Dubey,²⁴ L.V. Dudko,³³ A. Duperrin,¹² S. Dutt,²³ M. Eads,⁴⁷ D. Edmunds,⁵⁷ J. Ellison,⁴³ V.D. Elvira,⁴⁵ Y. Enari,¹⁴ H. Evans,⁴⁹ A. Evdokimov,⁴⁶ V.N. Evdokimov,³⁴ A. Fauré,¹⁵ L. Feng,⁴⁷ T. Ferbel,⁶³ F. Fiedler,²¹ F. Filthaut,^{29,30} W. Fisher,⁵⁷ H.E. Fisk,⁴⁵ M. Fortner,⁴⁷ H. Fox,³⁹ J. Franc,⁷ S. Fuess,⁴⁵ P.H. Garbincius,⁴⁵ A. Garcia-Bellido,⁶³ J.A. García-González,²⁸ V. Gavrilov,³² W. Geng,^{12,57} C.E. Gerber,⁴⁶ Y. Gershtein,⁶⁰ G. Ginther,⁴⁵ O. Gogota,³⁸ G. Golovanov,³¹ P.D. Grannis,⁶⁴ S. Greder,¹⁶ H. Greenlee,⁴⁵ G. Grenier,¹⁷ Ph. Gris,¹⁰ J.-F. Grivaz,¹³ A. Grohsjean^c,¹⁵ S. Grünendahl,⁴⁵ M.W. Grünewald,²⁶ T. Guillemain,¹³ G. Gutierrez,⁴⁵ P. Gutierrez,⁶⁷ J. Haley,⁶⁸ L. Han,⁴ K. Harder,⁴¹ A. Harel,⁶³ J.M. Hauptman,⁵² J. Hays,⁴⁰ T. Head,⁴¹ T. Hebbeker,¹⁸ D. Hedin,⁴⁷ H. Hegab,⁶⁸ A.P. Heinson,⁴³ U. Heintz,⁷⁰ C. Hensel,¹ I. Heredia-De La Cruz^d,²⁸ K. Herner,⁴⁵ G. Hesketh^f,⁴¹ M.D. Hildreth,⁵¹ R. Hirosky,⁷⁴ T. Hoang,⁴⁴ J.D. Hobbs,⁶⁴ B. Hoeneisen,⁹ J. Hogan,⁷³ M. Hohlfeld,²¹ J.L. Holzbauer,⁵⁸ I. Howley,⁷¹ Z. Hubacek,^{7,15} V. Hynek,⁷ I. Iashvili,⁶² Y. Ilchenko,⁷² R. Illingworth,⁴⁵ A.S. Ito,⁴⁵ S. Jabeen^m,⁴⁵ M. Jaffré,¹³ A. Jayasinghe,⁶⁷ M.S. Jeong,²⁷ R. Jesik,⁴⁰ P. Jiang[‡],⁴ K. Johns,⁴² E. Johnson,⁵⁷ M. Johnson,⁴⁵ A. Jonckheere,⁴⁵ P. Jonsson,⁴⁰ J. Joshi,⁴³ A.W. Jung^o,⁴⁵ A. Juste,³⁶ E. Kajfasz,¹² D. Karmanov,³³ I. Katsanos,⁵⁹ M. Kaur,²³ R. Kehoe,⁷² S. Kermiche,¹² N. Khalatyan,⁴⁵ A. Khanov,⁶⁸ A. Kharchilava,⁶² Y.N. Kharzheev,³¹ I. Kiselevich,³² J.M. Kohli,²³ A.V. Kozelov,³⁴ J. Kraus,⁵⁸ A. Kumar,⁶² A. Kupco,⁸ T. Kurča,¹⁷ V.A. Kuzmin,³³ S. Lammers,⁴⁹ P. Lebrun,¹⁷ H.S. Lee,²⁷ S.W. Lee,⁵² W.M. Lee[‡],⁴⁵ X. Lei,⁴² J. Lellouch,¹⁴ D. Li,¹⁴ H. Li,⁷⁴ L. Li,⁴³ Q.Z. Li,⁴⁵ J.K. Lim,²⁷ D. Lincoln,⁴⁵ J. Linnemann,⁵⁷ V.V. Lipaev[‡],³⁴ R. Lipton,⁴⁵ H. Liu,⁷² Y. Liu,⁴ A. Lobodenko,³⁵ M. Lokajicek,⁸ R. Lopes de Sa,⁴⁵ R. Luna-Garcia^g,²⁸ A.L. Lyon,⁴⁵ A.K.A. Maciel,¹ R. Madar,¹⁹ R. Magaña-Villalba,²⁸ S. Malik,⁵⁹ V.L. Malyshev,³¹ J. Mansour,²⁰ J. Martínez-Ortega,²⁸ R. McCarthy,⁶⁴ C.L. McGivern,⁴¹ M.M. Meijer,^{29,30} A. Melnitchouk,⁴⁵ D. Menezes,⁴⁷ P.G. Mercadante,³ M. Merkin,³³ A. Meyer,¹⁸ J. Meyerⁱ,²⁰ F. Miconi,¹⁶ N.K. Mondal,²⁵ M. Mulhearn,⁷⁴ E. Nagy,¹² M. Narain,⁷⁰ R. Nayyar,⁴² H.A. Neal[‡],⁵⁶ J.P. Negret,⁵ P. Neustroev,³⁵ H.T. Nguyen,⁷⁴ T. Nunnemann,²² J. Orduna,⁷⁰ N. Osman,¹² A. Pal,⁷¹ N. Parashar,⁵⁰ V. Parihar,⁷⁰ S.K. Park,²⁷ R. Partridge^e,⁷⁰ N. Parua,⁴⁹ A. Patwa^j,⁶⁵ B. Penning,⁴⁰ M. Perfilov,³³ Y. Peters,⁴¹ K. Petridis,⁴¹ G. Petrillo,⁶³ P. Pétroff,¹³ M.-A. Pleier,⁶⁵ V.M. Podstavkov,⁴⁵ A.V. Popov,³⁴ M. Prewitt,⁷³ D. Price,⁴¹ N. Prokopenko,³⁴ J. Qian,⁵⁶ A. Quadt,²⁰ B. Quinn,⁵⁸ P.N. Ratoff,³⁹ I. Razumov,³⁴ I. Ripp-Baudot,¹⁶ F. Rizatdinova,⁶⁸ M. Rominsky,⁴⁵ A. Ross,³⁹ C. Royon,⁸ P. Rubinov,⁴⁵ R. Ruchti,⁵¹ G. Sajot,¹¹ A. Sánchez-Hernández,²⁸ M.P. Sanders,²² A.S. Santos^h,¹ G. Savage,⁴⁵ M. Savitskyi,³⁸ L. Sawyer,⁵⁴ T. Scanlon,⁴⁰ R.D. Schamberger,⁶⁴ Y. Scheglov[‡],³⁵ H. Schellman,^{69,48} M. Schott,²¹ C. Schwanenberger,⁴¹ R. Schwienhorst,⁵⁷ J. Sekaric,⁵³ H. Severini,⁶⁷ E. Shabalina,²⁰ V. Shary,¹⁵ S. Shaw,⁴¹ A.A. Shchukin,³⁴ O. Shkola,³⁸ V. Simak,⁷ P. Skubic,⁶⁷ P. Slattery,⁶³ G.R. Snow,⁵⁹ J. Snow,⁶⁶ S. Snyder,⁶⁵ S. Söldner-Rembold,⁴¹ L. Sonnenschein,¹⁸ K. Soustruznik,⁶ J. Stark,¹¹ N. Stefaniuk,³⁸ D.A. Stoyanova,³⁴ M. Strauss,⁶⁷ L. Suter,⁴¹ P. Svoisky,⁷⁴ M. Titov,¹⁵ V.V. Tokmenin,³¹ Y.-T. Tsai,⁶³ D. Tsybychev,⁶⁴ B. Tuchming,¹⁵ C. Tully,⁶¹ L. Uvarov,³⁵ S. Uvarov,³⁵ S. Uzunyan,⁴⁷ R. Van Kooten,⁴⁹ W.M. van Leeuwen,²⁹ N. Varelas,⁴⁶ E.W. Varnes,⁴² I.A. Vasilyev,³⁴ A.Y. Verkhnev,³¹ L.S. Vertogradov,³¹ M. Verzocchi,⁴⁵ M. Vesterinen,⁴¹ D. Vilanova,¹⁵ P. Vokac,⁷ H.D. Wahl,⁴⁴ M.H.L.S. Wang,⁴⁵ J. Warchol[‡],⁵¹ G. Watts,⁷⁵ M. Wayne,⁵¹ J. Weichert,²¹ L. Welty-Rieger,⁴⁸ M.R.J. Williamsⁿ,⁴⁹ G.W. Wilson,⁵³ M. Wobisch,⁵⁴ D.R. Wood,⁵⁵ T.R. Wyatt,⁴¹ Y. Xie,⁴⁵ R. Yamada,⁴⁵ S. Yang,⁴ T. Yasuda,⁴⁵ Y.A. Yatsunenkov,³¹ W. Ye,⁶⁴ Z. Ye,⁴⁵ H. Yin,⁴⁵ K. Yip,⁶⁵ S.W. Youn,⁴⁵ J.M. Yu,⁵⁶

J. Zennaro,⁶² T.G. Zhao,⁴¹ B. Zhou,⁵⁶ J. Zhu,⁵⁶ M. Zielinski,⁶³ D. Zieminska,⁴⁹ and L. Zivkovic^{p14}

(The D0 Collaboration*)

- ¹LAFEX, Centro Brasileiro de Pesquisas Físicas, Rio de Janeiro, RJ 22290, Brazil
²Universidade do Estado do Rio de Janeiro, Rio de Janeiro, RJ 20550, Brazil
³Universidade Federal do ABC, Santo André, SP 09210, Brazil
⁴University of Science and Technology of China, Hefei 230026, People's Republic of China
⁵Universidad de los Andes, Bogotá, 111711, Colombia
⁶Charles University, Faculty of Mathematics and Physics, Center for Particle Physics, 116 36 Prague 1, Czech Republic
⁷Czech Technical University in Prague, 116 36 Prague 6, Czech Republic
⁸Institute of Physics, Academy of Sciences of the Czech Republic, 182 21 Prague, Czech Republic
⁹Universidad San Francisco de Quito, Quito 170157, Ecuador
¹⁰LPC, Université Blaise Pascal, CNRS/IN2P3, Clermont, F-63178 Aubière Cedex, France
¹¹LPSC, Université Joseph Fourier Grenoble 1, CNRS/IN2P3, Institut National Polytechnique de Grenoble, F-38026 Grenoble Cedex, France
¹²CPPM, Aix-Marseille Université, CNRS/IN2P3, F-13288 Marseille Cedex 09, France
¹³LAL, Univ. Paris-Sud, CNRS/IN2P3, Université Paris-Saclay, F-91898 Orsay Cedex, France
¹⁴LPNHE, Universités Paris VI and VII, CNRS/IN2P3, F-75005 Paris, France
¹⁵CEA Saclay, Irfu, SPP, F-91191 Gif-Sur-Yvette Cedex, France
¹⁶IPHC, Université de Strasbourg, CNRS/IN2P3, F-67037 Strasbourg, France
¹⁷IPNL, Université Lyon 1, CNRS/IN2P3, F-69622 Villeurbanne Cedex, France and Université de Lyon, F-69361 Lyon CEDEX 07, France
¹⁸III. Physikalisches Institut A, RWTH Aachen University, 52056 Aachen, Germany
¹⁹Physikalisches Institut, Universität Freiburg, 79085 Freiburg, Germany
²⁰II. Physikalisches Institut, Georg-August-Universität Göttingen, 37073 Göttingen, Germany
²¹Institut für Physik, Universität Mainz, 55099 Mainz, Germany
²²Ludwig-Maximilians-Universität München, 80539 München, Germany
²³Panjab University, Chandigarh 160014, India
²⁴Delhi University, Delhi-110 007, India
²⁵Tata Institute of Fundamental Research, Mumbai-400 005, India
²⁶University College Dublin, Dublin 4, Ireland
²⁷Korea Detector Laboratory, Korea University, Seoul, 02841, Korea
²⁸CINVESTAV, Mexico City 07360, Mexico
²⁹Nikhef, Science Park, 1098 XG Amsterdam, the Netherlands
³⁰Radboud University Nijmegen, 6525 AJ Nijmegen, the Netherlands
³¹Joint Institute for Nuclear Research, Dubna 141980, Russia
³²Institute for Theoretical and Experimental Physics, Moscow 117259, Russia
³³Moscow State University, Moscow 119991, Russia
³⁴Institute for High Energy Physics, Protvino, Moscow region 142281, Russia
³⁵Petersburg Nuclear Physics Institute, St. Petersburg 188300, Russia
³⁶Institució Catalana de Recerca i Estudis Avançats (ICREA) and Institut de Física d'Altes Energies (IFAE), 08193 Bellaterra (Barcelona), Spain
³⁷Uppsala University, 751 05 Uppsala, Sweden
³⁸Taras Shevchenko National University of Kyiv, Kiev, 01601, Ukraine
³⁹Lancaster University, Lancaster LA1 4YB, United Kingdom
⁴⁰Imperial College London, London SW7 2AZ, United Kingdom
⁴¹The University of Manchester, Manchester M13 9PL, United Kingdom
⁴²University of Arizona, Tucson, Arizona 85721, USA
⁴³University of California Riverside, Riverside, California 92521, USA
⁴⁴Florida State University, Tallahassee, Florida 32306, USA
⁴⁵Fermi National Accelerator Laboratory, Batavia, Illinois 60510, USA
⁴⁶University of Illinois at Chicago, Chicago, Illinois 60607, USA
⁴⁷Northern Illinois University, DeKalb, Illinois 60115, USA
⁴⁸Northwestern University, Evanston, Illinois 60208, USA
⁴⁹Indiana University, Bloomington, Indiana 47405, USA
⁵⁰Purdue University Calumet, Hammond, Indiana 46323, USA
⁵¹University of Notre Dame, Notre Dame, Indiana 46556, USA
⁵²Iowa State University, Ames, Iowa 50011, USA
⁵³University of Kansas, Lawrence, Kansas 66045, USA
⁵⁴Louisiana Tech University, Ruston, Louisiana 71272, USA
⁵⁵Northeastern University, Boston, Massachusetts 02115, USA
⁵⁶University of Michigan, Ann Arbor, Michigan 48109, USA
⁵⁷Michigan State University, East Lansing, Michigan 48824, USA

⁵⁸University of Mississippi, University, Mississippi 38677, USA

⁵⁹University of Nebraska, Lincoln, Nebraska 68588, USA

⁶⁰Rutgers University, Piscataway, New Jersey 08855, USA

⁶¹Princeton University, Princeton, New Jersey 08544, USA

⁶²State University of New York, Buffalo, New York 14260, USA

⁶³University of Rochester, Rochester, New York 14627, USA

⁶⁴State University of New York, Stony Brook, New York 11794, USA

⁶⁵Brookhaven National Laboratory, Upton, New York 11973, USA

⁶⁶Langston University, Langston, Oklahoma 73050, USA

⁶⁷University of Oklahoma, Norman, Oklahoma 73019, USA

⁶⁸Oklahoma State University, Stillwater, Oklahoma 74078, USA

⁶⁹Oregon State University, Corvallis, Oregon 97331, USA

⁷⁰Brown University, Providence, Rhode Island 02912, USA

⁷¹University of Texas, Arlington, Texas 76019, USA

⁷²Southern Methodist University, Dallas, Texas 75275, USA

⁷³Rice University, Houston, Texas 77005, USA

⁷⁴University of Virginia, Charlottesville, Virginia 22904, USA

⁷⁵University of Washington, Seattle, Washington 98195, USA

(Dated: June 30, 2018)

We present evidence for the exotic charged charmonium-like state $Z_c^\pm(3900)$ decaying to $J/\psi\pi^\pm$ in semi-inclusive weak decays of b -flavored hadrons. The signal is correlated with a parent $J/\psi\pi^+\pi^-$ system in the invariant mass range 4.2–4.7 GeV that would include the exotic structure $Y(4260)$. The study is based on 10.4 fb^{-1} of $p\bar{p}$ collision data collected by the D0 experiment at the Fermilab Tevatron collider.

I. INTRODUCTION

The charged charmonium-like state $Z_c^\pm(3900)$ was discovered in 2013 simultaneously by the Belle [1] and BESIII [2] collaborations in the sequential process $e^+e^- \rightarrow Y(4260)$, $Y(4260) \rightarrow Z_c^+(3900)\pi^-$, $Z_c^+(3900) \rightarrow J/\psi\pi^+$ (charge conjugate processes are implied throughout). Their fits of the $Z_c^+(3900)$ signal with an S -wave Breit-Wigner signal shape and an incoherent background gave the signal parameters $m = 3894.5 \pm 6.6 \pm 4.5 \text{ MeV}$, $\Gamma = 63 \pm 34 \pm 26 \text{ MeV}$ and $m = 3899.0 \pm 3.6 \pm 4.9 \text{ MeV}$, $\Gamma = 46 \pm 10 \pm 20 \text{ MeV}$, respectively. The $Z_c^+(3900)$ cannot be a conventional quark-antiquark meson as it is charged and decays via the strong interaction to charmonium. Its minimal quark content is thus $c\bar{c}u\bar{d}$.

Since the original observation, the understanding of both the $Z_c^+(3900)$ and $Y(4260)$ has evolved. The BESIII

collaboration has measured [3] the $e^+e^- \rightarrow J/\psi\pi^+\pi^-$ cross section at a range of energies from 3.77 GeV to 4.60 GeV and reported that the $Y(4260)$ may consist of two states: a narrow state at about 4.22 GeV and a wider one at about 4.32 GeV above a continuum that may also be consistent with a broad resonance near 4.0 GeV. Currently the “ $Y(4260)$ ” is believed to be composed of two states: a lower-mass narrower state denoted by the Particle Data Group (PDG) [4] as $\psi(4260)$ with mass $m = 4230 \pm 8 \text{ MeV}$ and width $\Gamma = 55 \pm 19 \text{ MeV}$ and a higher-mass broader state $\psi(4360)$ with $m = 4368 \pm 13 \text{ MeV}$ and $\Gamma = 96 \pm 7 \text{ MeV}$.

The $Z_c^+(3900)$ is close in mass to $X(3872)$ and also close to the open-charm $D^*\bar{D}$ threshold, so it may be a “molecular” state composed of a loosely bound pair of colorless, quark-antiquark pairs containing a charm and a light quark ($c\bar{d}$) and ($\bar{c}u$), the isovector analog of the $X(3872)$. A mass enhancement is also seen in the $D^*\bar{D}$ system [5] but the fit for this channel gives a different mass and width compared to that for the $J/\psi\pi^+$ channel.

The PDG [4] assumes that it is a single resonance decaying to two final states. It lists it as $Z_c(3900)$ with $m = 3886.6 \pm 2.4 \text{ MeV}$ and $\Gamma = 28.2 \pm 2.6 \text{ MeV}$. The spin and parity are determined to be [6] $J^P = 1^+$.

The presence of $Z_c^+(3900)$ in decays of b hadrons is unclear. It is not seen by Belle [7] in the decay $\bar{B}^0 \rightarrow (J/\psi\pi^+)K^-$ nor by LHCb [8] in the decay $B^0 \rightarrow (J/\psi\pi^+)\pi^-$. On the other hand, the $Y(4260)$ may have been seen in the decays $B \rightarrow J/\psi\pi\pi K$ by BaBar [9], so there could be production of $Z_c^+(3900)$ in b -hadron decays through the two-step process $H_b \rightarrow Y(4260) + \text{anything}$, $Y(4260) \rightarrow Z_c^+(3900)\pi^-$, where H_b represents any hadron containing a b quark. The process may be spread over many channels and thus escape observation

*with visitors from ^aAugustana College, Sioux Falls, SD 57197, USA, ^bThe University of Liverpool, Liverpool L69 3BX, UK, ^cDeutsches Elektronen-Synchrotron (DESY), Notkestrasse 85, Germany, ^dCONACyT, M-03940 Mexico City, Mexico, ^eSLAC, Menlo Park, CA 94025, USA, ^fUniversity College London, London WC1E 6BT, UK, ^gCentro de Investigacion en Computacion - IPN, CP 07738 Mexico City, Mexico, ^hUniversidade Estadual Paulista, São Paulo, SP 01140, Brazil, ⁱKarlsruher Institut für Technologie (KIT) - Steinbuch Centre for Computing (SCC), D-76128 Karlsruhe, Germany, ^jOffice of Science, U.S. Department of Energy, Washington, D.C. 20585, USA, ^kKiev Institute for Nuclear Research (KINR), Kyiv 03680, Ukraine, ^mUniversity of Maryland, College Park, MD 20742, USA, ⁿEuropean Organization for Nuclear Research (CERN), CH-1211 Geneva, Switzerland, ^oPurdue University, West Lafayette, IN 47907, USA, ^pInstitute of Physics, Belgrade, Belgrade, Serbia, and ^qP.N. Lebedev Physical Institute of the Russian Academy of Sciences, 119991, Moscow, Russia. [‡]Deceased.

in any specific channel.

In this article we look for the presence of such two-step processes using 10.4 fb^{-1} of $p\bar{p}$ collision data collected by the D0 experiment at the Fermilab Tevatron collider.

II. D0 DETECTOR, EVENT RECONSTRUCTION AND SELECTION

The D0 detector [10] has a central tracking system consisting of a silicon microstrip tracker [11] and a central scintillating fiber tracker, both located within a 1.9T superconducting solenoidal magnet. A muon system [12] covering pseudorapidity $|\eta_{\text{det}}| < 2$ [13] is located outside of the central tracking system and the liquid argon calorimeter, and consists of a layer of tracking detectors and scintillation trigger counters in front of 1.8T toroidal magnets, followed by two similar layers after the toroids.

In high-energy $p\bar{p}$ collisions the J/ψ can be produced both promptly, either directly or in strong interaction decays of higher-mass charmonium states, or non-promptly in weak-interaction b -hadron decays [14–16]. The b and \bar{b} quarks are produced in pairs and fragment into the b -hadron species B^+ , B_d^0 , B_s , b baryons, and B_c with the relative branching fractions 0.34, 0.34, 0.10, 0.22, and < 0.01 , respectively [4]. Non-prompt J/ψ mesons from H_b decays are displaced from the $p\bar{p}$ interaction vertex by typically several hundred μm as a result of the long b -quark lifetime.

Events used in this analysis are collected with both single-muon and dimuon triggers. We re-use a sample of events, prepared for an earlier study of b -hadron decays, containing a non-prompt J/ψ and a pair of oppositely charged particles consistent with coming from a displaced decay vertex. For this previously used data sample, the event selection requirement that the decay vertex be separated from the primary vertex with a significance of more than 3σ precludes extension of the current study to include the prompt production of $Z_c^+(3900)$ and $Y(4260)$. Unless indicated otherwise, we assume the hadrons to be pions and select events in the mass range $4.1 < m(J/\psi\pi^+\pi^-) < 5.0 \text{ GeV}$ that includes the $Y(4260)$ states and is high enough for production of the $Z_c^+(3900)$, but low enough to exclude fully reconstructed direct decays of b hadrons to final states $J/\psi h^+ h^-$ where h stands for a pion, a kaon, or a proton. In this study of an inclusive final state, we apply more stringent requirements on the decay-length-related parameters to further suppress combinations where one of the selected particles is produced by the hadronization of partons associated with the primary vertex.

Candidate events are selected by requiring a pair of oppositely charged muons and a charged particle with p_T above 1 GeV at a common vertex with $\chi^2 < 10$ for 3 degrees of freedom. Muons must have transverse momentum $p_T > 1.5 \text{ GeV}$. At least one muon must traverse both inner and outer layers of the muon detector. Both muons must match tracks in the central tracking sys-

tem. The reconstructed invariant mass $m(\mu^+\mu^-)$ must be between 2.92 and 3.25 GeV, consistent with the world average mass of the J/ψ [4]. To select final states originating from b -hadron decays, the $J/\psi + 1$ track vertex is required to be displaced from the $p\bar{p}$ interaction vertex in the transverse plane by at least 5σ and the transverse impact parameter [17] significance $IP/\sigma(IP)$ of the hadronic track is required to be greater than 2σ .

For accepted $J/\psi + 1$ track combinations, another track, with an opposite charge to the first track and with $p_T > 0.8 \text{ GeV}$, is added to form a common $J/\psi + 2$ tracks system. The second track must have an IP significance greater than 1σ and its contribution to the χ^2 of the $J/\psi + 2$ tracks vertex [18] must be less than six. The cosine of the angle in the transverse plane between the momentum vector and decay path of the $J/\psi + 2$ tracks system is required to be greater than 0.9.

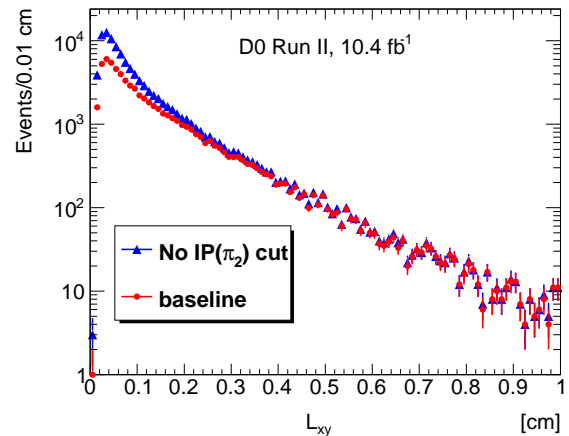


FIG. 1: The $J/\psi\pi^+\pi^-$ decay length in the transverse plane for accepted candidates in the range $4.2 < m(J/\psi\pi^+\pi^-) < 4.7 \text{ GeV}$ and for the case when the IP cut on the second pion is removed.

For the accepted $J/\psi + 2$ tracks combinations we calculate the $J/\psi\pi^+\pi^-$ invariant mass by assigning the pion mass to both hadronic tracks. We correct the muon momenta by constraining $m(\mu^+\mu^-)$ to the world average J/ψ meson mass [4]. The sample includes events in which the hadronic pair comes from decays $K^* \rightarrow K\pi$ or $\phi \rightarrow KK$. We remove such events by vetoing the mass combinations $0.81 < m(\pi K) < 0.97 \text{ GeV}$, $0.81 < m(K\pi) < 0.97 \text{ GeV}$, and $1.01 < m(KK) < 1.03 \text{ GeV}$. We also veto photon conversions by removing events with $m(\pi^+\pi^-) < 0.35 \text{ GeV}$. The K^* veto rejects about 20% of the phase space while reducing the background by about a factor of two. The combination of the three vetoes reduces the background by a factor of about 2.5. Multiple candidates per event are allowed but their rate is negligible.

The transverse decay length distribution of the $J/\psi\pi^+\pi^-$ system L_{xy} is shown in Fig. 1. With the average resolution of 0.0057 cm most of the prompt events would be contained at $L_{xy} < 0.025 \text{ cm}$. The distribution

confirms that prompt background has been strongly suppressed and that the selected $J/\psi+2$ tracks combinations originate predominantly from partially reconstructed vertices of b -hadron decays.

III. FIT RESULTS

Our study is focused on the $J/\psi\pi^+$ system around the $Z_c^+(3900)$ mass. As mentioned above, the production of $Z_c^+(3900)$ may occur through a sequential process with an intermediate $Y(4260)$, e.g., $B^+ \rightarrow Y(4260)K^+$, $Y(4260) \rightarrow Z_c^+(3900)\pi^-$. To test this possibility, we select events in the mass range $4.1 < m(J/\psi\pi^+\pi^-) < 5.0$ GeV. We construct the mass $m(J/\psi\pi^+)$ by combining the J/ψ with either of the two pion candidates and, following Refs. [1] and [2], selecting the higher-mass combination. We fit the resulting $m(J/\psi\pi^+)$ distribution to the sum of a resonant signal represented by a relativistic S -wave Breit-Wigner function with a width fixed to $\Gamma = 28.2$ MeV [4] smeared with the D0 mass resolution of $\sigma = 17 \pm 2$ MeV and a mass that is allowed to vary freely, and an incoherent background. Background is mainly due to b -hadron decays to a J/ψ , with a random hadron coming from the same multi-body decay. For the background shape we use Chebyshev polynomials of the first kind. The fitting range is chosen so as to obtain an acceptable fit while avoiding regions where the background function becomes negative.

We perform binned maximum-likelihood fits to the $J/\psi\pi^+$ mass distribution in six $J/\psi\pi^+\pi^-$ mass intervals of varying size, chosen to align with the $Y(4260)$ states. These intervals, (4.1–4.2), (4.2–4.25), (4.25–4.3), (4.3–4.4), (4.4–4.7), and (4.7–5.0) GeV, contain roughly equal numbers of signal plus background events. In each interval we represent the background contribution by a Chebyshev polynomial whose order is chosen to minimize the Akaike Information Criterion (AIC) [19]. For a fit with p free parameters to a distribution in n bins the AIC is defined as $AIC = \chi^2 + 2p + 2p(p+1)/(n-p-1)$. We use fourth-order polynomials in all bins except (4.7–5.0) GeV where we use a fifth-order polynomial.

As shown in Fig. 2, we see a clear enhancement near the $Z_c^+(3900)$ mass for events in the range $4.20 < m(J/\psi\pi^+\pi^-) < 4.25$ GeV, consistent with coming from the $\psi(4260)$ (recall that the $\psi(4260)$ mass is 4230 ± 8 MeV [4]), and smaller but finite $Z_c^+(3900)$ signals for $m(J/\psi\pi^+\pi^-)$ ranges between 4.2 GeV and 4.7 GeV. We find no significant signal in the bins $4.1 < m(J/\psi\pi^+\pi^-) < 4.2$ GeV or $4.7 < m(J/\psi\pi^+\pi^-) < 5.0$ GeV. The resulting differential distribution of the signal yield is shown in Fig. 3. We note the presence of a $Z_c^+(3900)$ signal with a statistical significance greater than 3σ in the $4.4 < m(J/\psi\pi^+\pi^-) < 4.7$ GeV region above the $\psi(4360)$ signal [3], indicating some contribution from a non- $Y(4260)$ $J/\psi\pi^+\pi^-$ combination. The measured signal masses are consistent with each other

(with a p-value of 0.1).

We then perform a fit to the data in the mass range $4.2 < m(J/\psi\pi^+\pi^-) < 4.7$ GeV. The AIC test gives similar results using the fifth- and fourth-order polynomial as background while the χ^2 test prefers the fifth-order polynomial (p-value of 0.18 vs. 0.066). The fit using the fifth-order polynomial background shown in Fig. 4 yields $N = 502 \pm 92$ (stat) signal events, $m = 3895.0 \pm 5.2$ (stat) MeV, and a statistical significance of $S = 5.6\sigma$. The fit using the fourth-order polynomial gives $N = 608 \pm 82$, $m = 3895.7 \pm 4.6$ MeV, and $S = 7.7\sigma$. The statistical significance of the signal is defined as $S = \sqrt{-2\ln(\mathcal{L}_0/\mathcal{L}_{\max})}$, where \mathcal{L}_{\max} and \mathcal{L}_0 are likelihood values for the best-fit signal yield and for the signal yield fixed to zero. In the following we choose the fit using the fifth-order polynomial as the baseline. A χ^2 test of the fit quality gives the χ^2 over the number of degrees of freedom (ndf) $\chi^2/\text{ndf} = 36.8/30$.

IV. CROSS-CHECKS

In an alternative approach, we perform a simultaneous fit to the four subsamples of the $m(J/\psi\pi^+\pi^-)$ in the 4.2–4.7 GeV range, allowing for separate free parameters of the fourth-order Chebyshev polynomial background and free signal yields but using a common free signal mass parameter. The fitted mass is 3889.6 ± 9.8 MeV, and the number of signal events is 444 ± 149 , in agreement with the baseline result, and the quality of the fit is $\chi^2/\text{ndf} = 53.3/81$.

We divide the sample into two ranges of the p_T of the pion from the $Z_c^+(3900)$ decay, $p_T(\pi) < 1.5$ GeV and $p_T(\pi) > 1.5$ GeV, and fit them separately. The fitted yields are 202 ± 51 and 319 ± 72 events and the masses are 3906.6 ± 10.0 MeV and 3896.1 ± 6.7 MeV, respectively.

Fits to the three $Z_c^+(3900)$ pseudorapidity ranges $|\eta| < 0.9$, $0.9 < |\eta| < 1.3$ and $1.3 < |\eta| < 2.0$ containing similar numbers of events give the signal yields of 195 ± 57 , 155 ± 52 , and 163 ± 48 and mass values of 3902.8 ± 7.3 MeV, 3906.4 ± 11.2 , and 3887.8 ± 8.8 MeV. The signal to background ratios in the three $|\eta|$ regions are consistent with being the same, as would be expected if both signal and the dominant backgrounds arise from the decays of b hadrons.

To test the sensitivity of the results to the fit quality requirements, we define a control sample by selecting events with the fit quality of the $J/\psi+1$ track vertex in the range $10 < \chi^2 < 20$. The fitted yield in the control sample is 10 ± 25 events, consistent with no signal.

Due to the limited muon momentum resolution, our selection of the J/ψ mass window passes some non- J/ψ dimuons while rejecting a fraction of genuine J/ψ 's. The non- J/ψ background includes sequential decays $b \rightarrow c\mu X$, $c \rightarrow s\mu X$, and semileptonic b -hadron decays accompanied by a muon track originating from a charged pion or kaon decay in flight. We estimate the fraction of non- J/ψ background in our baseline sample at 9% and

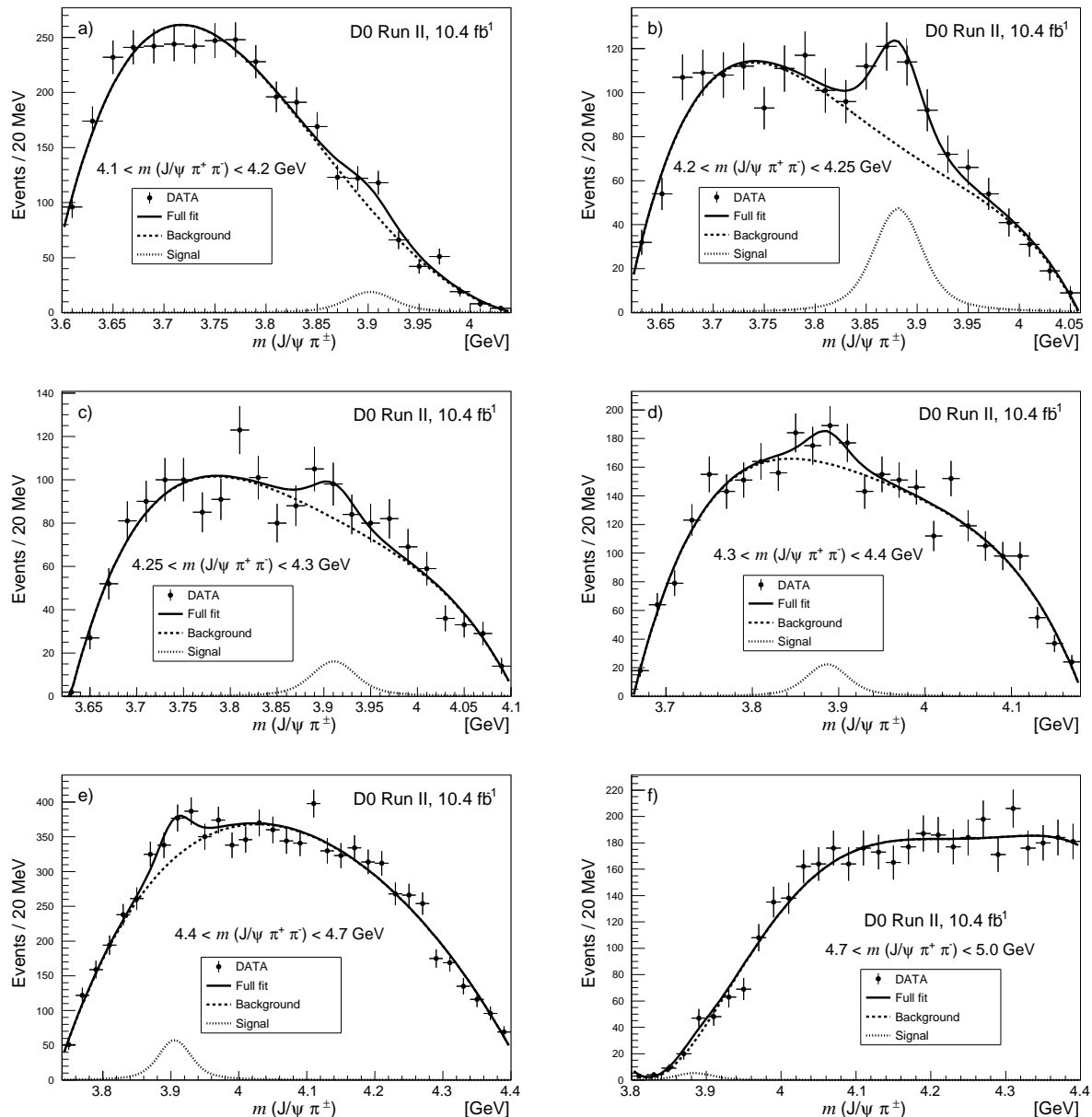


FIG. 2: The invariant mass distribution of $J/\psi\pi^+$ candidates in six ranges of $m(J/\psi\pi^+\pi^-)$ as indicated. The solid lines show the results of the fit. The dashed lines show the combinatorial background and the dotted lines indicate the signal contributions.

the dimuon mass cut efficiency for J/ψ at 94%. A fit to the $m(J/\psi\pi^+)$ spectrum when the J/ψ mass window is expanded to 2.8–3.4 GeV yields $530 \pm 100 Z_c^+(3900)$ signal events, 6% more than in the baseline analysis, in agreement with expectation.

V. SYSTEMATIC UNCERTAINTIES

There are several sources of systematic uncertainties in the baseline measurement of the $Z_c^+(3900)$ mass and yield, summarized in Table I.

We assign an asymmetric uncertainty of $(+3, -0)$ MeV to the $J/\psi\pi^+$ mass scale based on studies of the D0 measured mass shift compared to world-average values in several final states with a similar topology [20].

The estimate of the mass resolution is based on the dependence of the measured and simulated resolution of the released kinetic energy for decays with a similar topology. The variation of the assumed resolution by its uncertainty of ± 2 MeV has a negligible effect on the measured $Z_c^+(3900)$ mass. We assign an uncertainty on the signal yield equal to half of the difference between the two extreme results.

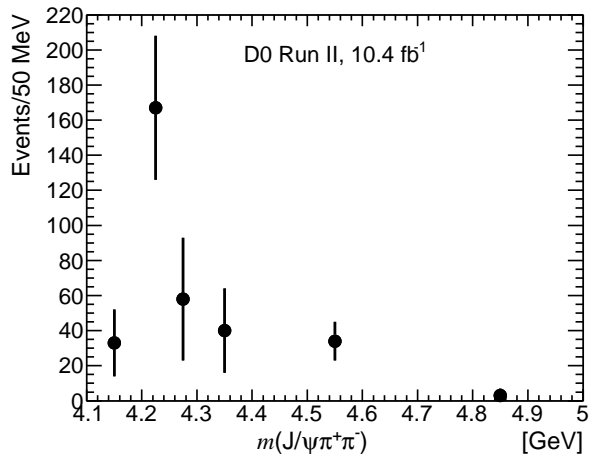


FIG. 3: The $Z_c^+(3900)$ signal yield per 50 MeV for the six intervals of $m(J/\psi\pi^+\pi^-)$: 4.1–4.2, 4.2–4.25, 4.25–4.3, 4.3–4.4, 4.4–4.7, and 4.7–5.0 GeV. The points are placed at the bin centers.

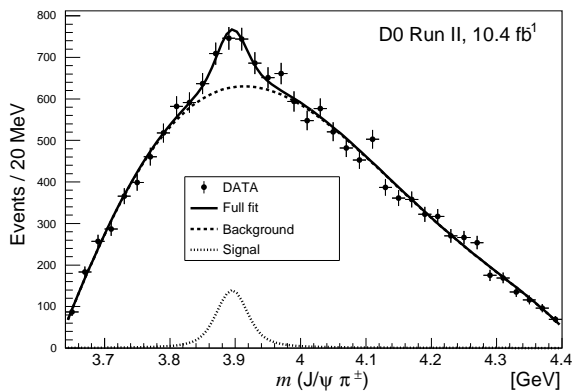


FIG. 4: The invariant mass distribution of $J/\psi\pi^+$ candidates in the range $4.2 < m(J/\psi\pi^+\pi^-) < 4.7$ GeV. The solid line shows the result of the fit. The dashed line shows the combinatorial background parametrized with the fifth-order Chebyshev polynomial and the dotted line indicates the signal contribution.

We assess the effects of the fitting procedure and background shape as half of the difference of the results obtained with the fourth- and fifth-order Chebyshev polynomial. Similarly, we estimate the effect of bin size by comparing the results for 20 MeV and 10 MeV bins.

We assign the uncertainty in the signal model as half of the difference in the results obtained with the relativistic Breit-Wigner shapes with and without the energy dependence of the natural width.

In the analysis we set the natural width equal to the world-average value. We assign the uncertainty in the mass and yield measurement by repeating the fits with the width altered by ± 2.6 MeV [4].

TABLE I: Systematic uncertainties for the $Z_c^+(3900)$ mass and yield measurements.

Systematic uncertainty	Mass (MeV)	Yield
Mass calibration	$^{+3}_{-0}$	<1
Mass resolution	<0.1	± 27
Background shape	± 0.4	± 53
Bin size	± 1.1	± 9
Signal model	± 2.4	± 3
Natural width variation	<0.1	± 23
Total (sum in quadrature)	$-2.7, +4.0$	± 64

VI. RESULTS

A. The $Z_c(3900)$ signal yield as a function of $m(J/\psi\pi^+\pi^-)$

Table II lists the $Z_c^+(3900)$ fitted signal yields and the measured mass in the six non-overlapping intervals of the $J/\psi\pi^+\pi^-$ invariant mass between 4.1 GeV and 5.0 GeV. The $Z_c^+(3900)$ width is fixed at $\Gamma = 28.2$ MeV for these fits. The measured masses are consistent with each other and with the original results of Refs. [1] and [2], and thus we conclude that we are observing the same $Z_c^+(3900)$ state. We report the results for the range 4.2–4.7 GeV as our best measurement of the mass of the $Z_c^+(3900)$ resonance and the signal significance.

Our baseline result above allows the $Z_c^+(3900)$ mass to float but fixes its width at the world average value, and thus raises the question of whether the significance of the fit would change if the world average [4] mass were used. We have tested this by fixing the mass to $m = 3886.6$ MeV [4]. The fit gives a yield of 480 ± 91 , $\chi^2/\text{ndf} = 39/31$, and significance $S = 5.4\sigma$ that differ very little from our baseline result. A slightly better fit is obtained with the mass and width fixed to the PDG values [4] for just those measurements that use the final state $Z_c^{\pm,0} \rightarrow J/\psi\pi^{\pm,0}$: $m = 3893.3$ MeV and $\Gamma = 36.8$ MeV. In this case we obtain $\chi^2/\text{ndf} = 35.9/31$, yield of 580 ± 104 and $S = 5.7\sigma$. We conclude that variations in the choice of Z_c^+ mass and width have only a small effect upon our conclusions.

The systematic uncertainties are taken into account in the estimate of the significance by convolving the p-value as a function of signal yield with a Gaussian function with a mean corresponding to our measured value and width equal to the systematic uncertainty on the yield. Adding the systematic uncertainty changes the significance for the baseline fit from 5.6σ to 4.6σ .

B. Normalization to $B_d^0 \rightarrow J/\psi K^*$

We normalize the $Z_c^+(3900) \rightarrow J/\psi\pi^+$ signal in the parent $J/\psi\pi^+\pi^-$ mass range of 4.2–4.7 GeV to the number of events of the decay $B_d^0 \rightarrow J/\psi K^*$. The latter are

TABLE II: $Z_c^+(3900)$ signal yields and mass measurements, fit quality, and statistical significance S in intervals of $m(J/\psi\pi^+\pi^-)$. The six measurements in non-overlapping subsamples are dominated by statistical uncertainties. There is a common asymmetric $+3, -0$ MeV mass uncertainty. The last row shows a summary result that includes statistical and systematic uncertainties.

$m(J/\psi\pi^+\pi^-)$ (GeV)	Event yield	Mass (MeV)	χ^2/ndf	S (σ)
4.1–4.2	66 ± 38	3902.2 ± 10.6	24.1/15	1.7
4.2–4.25	167 ± 41	3881.3 ± 6.1	14.6/15	4.3
4.25–4.3	58 ± 35	3910.7 ± 15.7	23.6/17	1.6
4.3–4.4	80 ± 48	3886.5 ± 13.0	26.3/19	1.8
4.4–4.7	206 ± 65	3905.7 ± 9.5	35.8/26	3.2
4.7–5.0	19 ± 25	3884.7 ± 26.6	21/22	0.4
4.2–4.7	$502 \pm 92 \pm 64$	$3895.0 \pm 5.2^{+4.0}_{-2.7}$	36.8/30	4.6

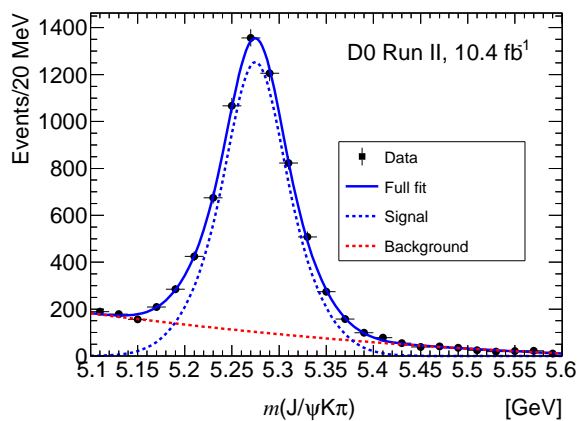


FIG. 5: The invariant mass distribution of accepted $J/\psi + 2$ track candidates under the $J/\psi K^\pm \pi^\mp$ hypothesis with a requirement that (at least) one of the $K^\pm \pi^\mp$ combinations is within the K^* window (see text).

required to satisfy the same stringent kinematic and quality cuts as applied to the $J/\psi\pi^+\pi^-$ except that the K^* veto is replaced with the requirement that at least one $K^\pm\pi^\mp$ pair is within the K^* mass window. If two such pairs are present we select the $K^\pm\pi^\mp$ combination with mass closer to the K^* mass. We fit the distribution to a sum of a signal described by a double Gaussian function and a quadratic polynomial background. We find the number of B_d^0 decays $N(B_d^0) = 5900 \pm 116$ (stat) and obtain the ratio of the observed number of events $502/5900 = 0.085 \pm 0.019$ where the uncertainty is a sum in quadrature of the statistical and systematic uncertainties (0.016 and 0.011, respectively). Since the two processes have the same topology and the kinematic restrictions assure a uniform track finding efficiency, we assume that the efficiency factors cancel out in the ratio. The in-

variant mass $J/\psi K\pi$ distribution and the fit results are shown in Fig. 5.

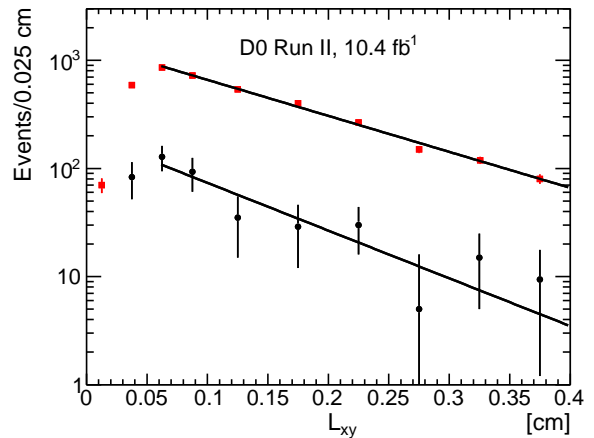


FIG. 6: The decay length distribution of $Z_c^+(3900)$ events (black circles) and $B_d^0 \rightarrow J/\psi K^*$ events (red squares).

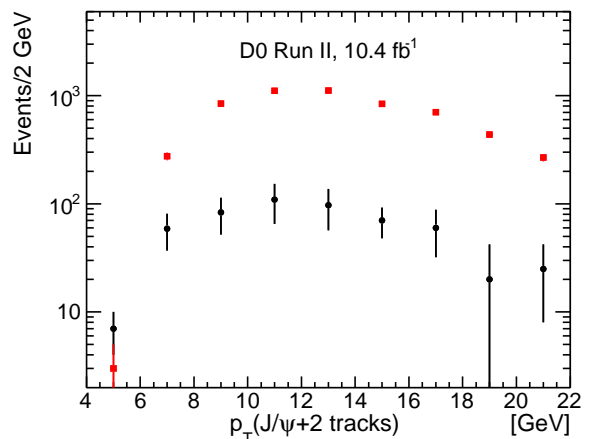


FIG. 7: The p_T of the $J/\psi\pi^+\pi^-$ parents of the $Z_c^+(3900)$ events (black circles) and of the B_d^0 in the $J/\psi K^*$ channel (red squares).

Figure 6 shows a comparison of the decay length distribution of the $Z_c^+(3900)$ signal events, obtained by fitting $m(J/\psi\pi^+)$ in bins of the decay length, and that of the B_d^0 signal from the $B_d^0 \rightarrow J/\psi K^*$ decay. The mean lifetime of a b -hadron admixture averaged over all b species is similar to the B_d^0 lifetime, and the momentum distributions are similar. We therefore expect the decay length distribution of the two states to show general agreement. The distributions show exponential behavior $N \sim e^{-L_{xy}/\Lambda}$ in the region above $L_{xy} = 0.025$ cm where the efficiency is constant, with consistent coefficients of $\Lambda = 0.098 \pm 0.030$ and 0.130 ± 0.004 cm for the $Z_c^+(3900)$ and B_d^0 , respectively, supporting the claim that the signal events come from b -hadron decays. The turnover at low L_{xy} occurs because some events whose L_{xy} resolution is small can

pass the 5σ significance cut for lower values of L_{xy} . Figure 7 compares the p_T distribution of the $J/\psi\pi^+\pi^-$ system in $Z_c^+(3900)$ events and the p_T distribution of B_d^0 in the $J/\psi K^*$ channel. The two distributions are similar, as expected for decay products of b hadrons. The average p_T of the former (12.5 GeV) is lower than the average p_T of B_d^0 (13.6 GeV) because the $J/\psi\pi^+\pi^-$ system carries less than 100% of the parent b hadron's momentum.

C. Search for the $Z_c^+(3900)$ in the decay $\bar{B}_d^0 \rightarrow J/\psi\pi^+K^-$

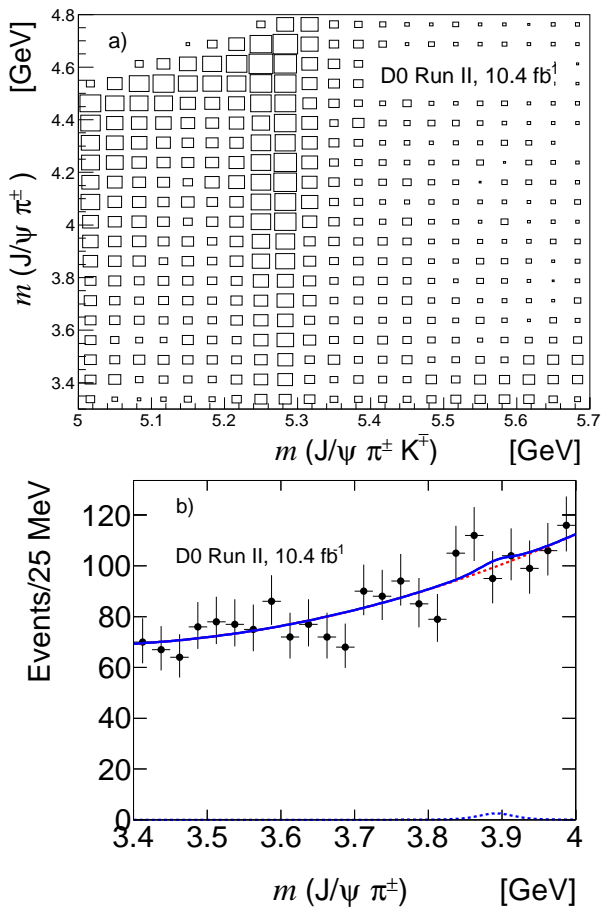


FIG. 8: (a) The scatter plot of $m(J/\psi\pi^+)$ vs. $m(J/\psi\pi^+K^-)$ in the decay $\bar{B}_d^0 \rightarrow J/\psi\pi^+K^-$ with the K^* mass range removed. (b) The $m(J/\psi\pi^+)$ distribution in a limited range, for events in the B_d^0 mass window defined as $5.15 < m(J/\psi\pi^+K^-) < 5.4$ GeV, and a fit allowing for a $Z_c^+(3900)$ signal and a quadratic background.

As mentioned in Section I, the Belle Collaboration [7] did not see a significant signal of the $Z_c^+(3900)$ in the decay $\bar{B}^0 \rightarrow J/\psi\pi^+K^-$. Their amplitude analysis confirmed the $Z_c(4430)$ and led to an observation of a new resonance, $Z_c(4200)$. We have studied the $J/\psi\pi^+$ mass in events consistent with this decay, excluding the events consistent with the decay $\bar{B}_d^0 \rightarrow J/\psi K^*$. Figure 8(a)

shows the scatter plot of $m(J/\psi\pi^+)$ vs. $m(J/\psi\pi^+K^-)$. There is no indication of the $Z_c^+(3900)$ and the spectrum of $m(J/\psi\pi^+)$ above 4 GeV is consistent with the resonance structures observed in Fig. 8 of Ref. [7]. Figure 8(b) shows the $m(J/\psi\pi^+)$ distribution in a limited range and a fit allowing for a $Z_c^+(3900)$ signal and a quadratic background. The fit gives an upper limit of 90 signal events at 90% C.L. Normalizing to the 5900 events of the $B_d^0 \rightarrow J/\psi K^*$ decay, we obtain an upper limit on the ratio of the two processes of 0.015, to be compared to a limit of 0.0011 obtained by Belle.

VII. SUMMARY AND CONCLUSIONS

In summary, our study of the semi-inclusive decays of b hadrons $H_b \rightarrow J/\psi\pi^+\pi^- + \text{anything}$ reveals a $Z_c^\pm(3900)$ signal that is correlated with the $J/\psi\pi^+\pi^-$ system in the invariant mass range 4.2–4.7 GeV that would include the neutral charmonium-like states $\psi(4260)$ and $\psi(4360)$ [4]. There is an indication that some events arise from H_b decays to an intermediate $J/\psi\pi^+\pi^-$ combination with mass above that of the $\psi(4360)$, with subsequent decay to $Z_c^\pm(3900)\pi^\mp$.

The measured mass of the $Z_c^\pm(3900)$ resonance is $m = 3895.0 \pm 5.2$ (stat) $_{-2.7}^{+4.0}$ (syst) MeV. The significance, including systematic uncertainties, is 4.6 standard deviations. We confirm the conclusion of Ref. [7] that there is no significant production of the $Z_c^+(3900)$ in the decay $\bar{B}_d^0 \rightarrow J/\psi\pi^+K^-$. We set an upper limit on the rate of the process $B_d^0 \rightarrow Z_c^+(3900)K^-$ relative to $B_d^0 \rightarrow J/\psi K^*$ at 0.015 at the 90% C.L. With the present data sample we have no sensitivity to prompt production of the $Z_c^\pm(3900)$ in $p\bar{p}$ collisions.

This document was prepared by the D0 collaboration using the resources of the Fermi National Accelerator Laboratory (Fermilab), a U.S. Department of Energy, Office of Science, HEP User Facility. Fermilab is managed by Fermi Research Alliance, LLC (FRA), acting under Contract No. DE-AC02-07CH11359.

We thank the staffs at Fermilab and collaborating institutions, and acknowledge support from the Department of Energy and National Science Foundation (United States of America); Alternative Energies and Atomic Energy Commission and National Center for Scientific Research/National Institute of Nuclear and Particle Physics (France); Ministry of Education and Science of the Russian Federation, National Research Center ‘‘Kurchatov Institute’’ of the Russian Federation, and Russian Foundation for Basic Research (Russia); National Council for the Development of Science and Technology and Carlos Chagas Filho Foundation for the Support of Research in the State of Rio de Janeiro (Brazil); Department of Atomic Energy and Department of Science and Technology (India); Administrative Department of Science, Technology and Innovation (Colombia); National Council of Science and Technology (Mexico); National Research Foundation of Korea (Korea); Foundation for Funda-

mental Research on Matter (The Netherlands); Science and Technology Facilities Council and The Royal Society (United Kingdom); Ministry of Education, Youth and Sports (Czech Republic); Bundesministerium für Bildung und Forschung (Federal Ministry of Education and Research) and Deutsche Forschungsgemeinschaft (German

Research Foundation) (Germany); Science Foundation Ireland (Ireland); Swedish Research Council (Sweden); China Academy of Sciences and National Natural Science Foundation of China (China); and Ministry of Education and Science of Ukraine (Ukraine).

-
- [1] Z. Q. Liu *et al.* (Belle Collaboration), “Study of $e^+e^- \rightarrow \pi^+\pi^- J/\psi$ and Observation of a Charged Charmoniumlike State at Belle”, *Phys. Rev. Lett.* **110**, 252002 (2013).
- [2] M. Ablikim *et al.* (BESIII Collaboration), “Observation of a Charged Charmoniumlike Structure in $e^+e^- \rightarrow \pi^+\pi^- J/\psi$ at $\sqrt{s}=4.26$ GeV”, (BESIII Collaboration) *Phys. Rev. Lett.* **110**, 252001 (2013).
- [3] M. Ablikim *et al.* (BESIII Collaboration), “Precise measurement of the $e^+e^- \rightarrow \pi^+\pi^- J/\psi$ cross section at center-of-mass energies from 3.77 to 4.60 GeV”, *Phys. Rev. Lett.* **118**, 092001 (2017).
- [4] M. Tanabashi *et al.* (Particle Data Group), *Phys. Rev. D* **98**, 030001 (2018).
- [5] M. Ablikim *et al.* (BESIII Collaboration), “Confirmation of a charged charmoniumlike state $Z_c(3885)^\mp$ in $e^+e^- \rightarrow \pi^\pm(D\bar{D}^*)^\mp$ with double D tag”, *Phys. Rev. D* **92**, 092006 (2015).
- [6] M. Ablikim *et al.* (BESIII Collaboration), “Determination of the Spin and Parity of the $Z_c(3900)$ ”, *Phys. Rev. Lett.* **119**, 072001 (2017).
- [7] K. Chilikin *et al.* (Belle Collaboration), “Observation of a new charged charmoniumlike state in $\overline{B}^0 \rightarrow J/\psi K^- \pi^+$ decays”, *Phys. Rev. D* **90**, 112009 (2014).
- [8] R. Aaij *et al.* (LHCb Collaboration), “Measurement of the resonant and CP components in $\overline{B}^0 \rightarrow J/\psi \pi^+ \pi^-$ decays”, *Phys. Rev. D* **90**, 012003 (2014).
- [9] B. Aubert *et al.* (BaBar Collaboration), “Study of the $X(3872)$ and $Y(4260)$ in $B^0 \rightarrow J/\psi \pi^+ \pi^- K^0$ and $B \rightarrow J/\psi \pi^+ \pi^- K^-$ decays”, *Phys. Rev. D* **73**, 011101 (2006).
- [10] V. M. Abazov *et al.* (D0 Collaboration), “The upgraded D0 detector”, *Nucl. Instrum. Methods Phys. Res. A* **565**, 463 (2006).
- [11] R. Angstadt *et al.*, “The layer 0 inner silicon detector of the D0 experiment”, *Nucl. Instrum. Methods Phys. Res. A* **622**, 298 (2010).
- [12] V. M. Abazov *et al.* (D0 Collaboration), “The muon system of the Run II D0 detector”, *Nucl. Instrum. Methods Phys. Res. A* **552**, 372 (2005).
- [13] $\eta = -\ln[\tan(\theta/2)]$ is the pseudorapidity and θ is the polar angle between the track momentum vector and the proton beam direction. ϕ is the azimuthal angle of the track. The pseudorapidity defined using the polar angle measured with a coordinate origin at the center of the detector is called η_{det} .
- [14] C. Albajar *et al.* (UA1 Collaboration), “Beauty production at the CERN $p\bar{p}$ collider”, *Phys. Lett. B* **256**, 121 (1991).
- [15] F. Abe *et al.* (CDF Collaboration), “Inclusive J/ψ , $\psi(2S)$, and b -quark production in $p\bar{p}$ collisions at $\sqrt{s}=1.8$ TeV”, *Phys. Rev. Lett.* **69**, 3704 (1992), *ibid* **79**, 578 (1997).
- [16] S. Abachi *et al.* (D0 Collaboration), “ J/ψ production in $p\bar{p}$ collisions at $\sqrt{s}=1.8$ TeV” *Phys. Lett. B* **370**, 239 (1996).
- [17] The impact parameter IP is defined as the distance of closest approach of the track to the $p\bar{p}$ collision point projected onto the plane transverse to the $p\bar{p}$ beams.
- [18] J. Abdallah *et al.* (DELPHI Collaboration), “ b -tagging at DELPHI at LEP”, *Eur. Phys. J. C* **32**, 185 (2004).
- [19] Cavanaugh, J. E., “Unifying the derivations of the Akaike and corrected Akaike information criteria”, *Statistics and Probability Letters*, 33: 201 (1997).
- [20] V. M. Abazov *et al.* (D0 Collaboration), “Inclusive production of the $X(4140)$ state in $p\bar{p}$ collisions at D0”, *Phys. Rev. Lett.* **115**, 232001 (2015).