

TOWER DIAGRAMS AND PIERI'S RULE

OLCAY COŞKUN AND MÜGE TAŞKIN

ABSTRACT. We introduce an algorithm to describe Pieri's Rule for multiplication of Schubert polynomials. The algorithm uses tower diagrams introduced by the authors and another new algorithm that describes Monk's Rule. Our result is different from the well-known descriptions (and proofs) of the rule by Bergeron-Billey and Kogan-Kumar and uses Sottile's version of Pieri's Rule.

1. INTRODUCTION

The origin of Schubert polynomials lies in the study of the cohomology of flag manifolds by Bernstein-Gelfand-Gelfand [2] and Demazure [6]. After the appearance of their explicit description in the work by Lascoux and Schützenberger [12], they become of great interest in combinatorics. The works of Macdonald [13], Billey et al. [3] and Fomin and Stanley [9] expose the rich combinatorial aspects of these polynomials. See also [7].

The basic problem regarding Schubert polynomials is to find a combinatorial description of the Littlewood-Richardson coefficients. Given a permutation ω , we denote the corresponding Schubert polynomial by \mathfrak{S}_ω . If ν is another permutation, the coefficients $c_{\omega,\nu}^\mu$ in the expansion

$$\mathfrak{S}_\omega \cdot \mathfrak{S}_\nu = \sum_{\mu} c_{\omega,\nu}^\mu \mathfrak{S}_\mu$$

are called Littlewood-Richardson coefficients and known to be non-negative.

A general combinatorial description of these coefficients are not known but several special cases are known. The most basic case is where one of the permutations is an adjacent transposition s_k for some k . The Monk's rule states that the Littlewood-Richardson coefficient c_{ω,s_k}^μ is at most 1 and is equal to 1 exactly if μ is a cover of ω in k -Bruhat order. In [1], Bergeron and Billey introduced an insertion algorithm to RC-graphs and give a new and combinatorial proof of Monk's rule. In the same paper, they have two conjectural versions of Pieri's rule which describes two other basic cases where one of the permutations is either a row permutation or a column permutation. See Section 6 for definitions. Both of these conjectures are proved by Sottile [16] in a more general way. More precisely, Sottile proved that in these cases, the coefficients are again at most one and a coefficient $c_{\omega,r}^\mu$ non-zero if and only if there is a saturated chain in the k -Bruhat order satisfying certain conditions. After his proof, Kogan and Kumar [11] give new combinatorial proofs of Pieri's rule and later Kogan [10] prove some other special cases. There is also an insertion algorithm by Lenart [15] for Pieri rule.

In this paper, we use tower diagrams to introduce two algorithms, Monk's and Pieri's algorithms. Given a permutation ω and a natural number k , Monk's algorithm produces the set of permutations that appear in the expansion of the product $\mathfrak{S}_\omega \cdot \mathfrak{S}_k$ whereas Pieri's algorithm produces a similar set for Pieri's rule by determining a new way of constructing the above mentioned k -Bruhat chains. Although we do not obtain a new special case in this paper, our techniques can be applied to more general cases and we are planning to cover these cases in an upcoming paper.

To summarize the results in this paper, recall that, in [4] and [5], we introduced tower diagrams as a new approach to study reduced words of permutations and Schubert polynomials. In [4], we have shown that a tower diagram can be attached to any finite permutation and conversely, any tower diagram determines a unique finite permutation. Both of these correspondences are given by explicit algorithms, called sliding and flight. We have also shown that the tower diagram of a permutation regarded as a weak composition is the Lehmer code of the inverse permutation. On the other hand, in [5], we have shown that it is possible to describe

Both of the authors are supported by Tübitak/1001/115F156).

the Schubert polynomial of a permutation using certain types of labellings of the corresponding tower diagram.

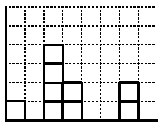
In this paper, we first improve our sliding and flight algorithms, and as an application of these new versions, we obtain descriptions of the well-known Monk's and Pieri's rule for the products of Schubert polynomials. To be more precise, our first version of the sliding algorithm only works with reduced expressions of permutations whereas the new version produces the tower diagram of a given permutation starting from an arbitrary expression for the permutation. See Section 2 for details. Also, the reverse of the sliding, the flight algorithm, is introduced in [4] as an algorithm that produces reduced words from a given tower diagram. The new version, given in Section 3 produces the associated permutation as a product of (not necessarily adjacent) transpositions.

The new algorithms enables us to determine the tower diagram of the product of a permutation ω with a transposition t as a modification of tower diagram of ω . The main observation is that when the length of the product ωt is one more than that of ω , then only one or only two towers are modified, and moreover, these towers can be determined using the inverse permutation. In Section 4, we explain basic steps of the general modification process.

Our main results are contained in Section 5 and Section 6 where we introduced Monk's and Pieri's algorithms, mentioned above. We again note that our description of Monk's Rule is not a new proof of it, however, it is different from the one given in Bergeron and Billey's milestone [1]. Indeed, in [1], an insertion algorithm for RC-graphs is used to determine the above set of permutations and hence it works out the Schubert polynomials that appear in the product monomial-by-monomial. On the other hand, our algorithm directly determines the permutations and do not refer to monomials forming its Schubert polynomial. For Pieri's rule, note that Sottile's Theorem asserts that the product of a Schubert polynomial with the Schubert polynomial of a row permutation is determined by the existence of certain chains in k -Bruhat order and Bergeron and Billey's conjecture gives an example of such a chain. In Section 6, we show how to obtain all such chains and introduce an algorithm that chooses one for each permutation. Generically, these choices are different from the ones given by Bergeron and Billey [1] and also from the ones given by Kogan and Kumar in [11].

2. FROM PERMUTATIONS TO TOWER DIAGRAMS: GENERALIZED SLIDING ALGORITHM

We start by recollecting necessary notation from [4] and [5]. To begin with, a sequence $\mathcal{T} = (\mathcal{T}_1, \mathcal{T}_2, \dots)$ of non-negative integers such that $\mathcal{T}_i = 0$ for all $i > n$ for some n is called a **tower diagram**. If n is the largest integer for which $\mathcal{T}_n \neq 0$, we write $\mathcal{T} = (\mathcal{T}_1, \mathcal{T}_2, \dots, \mathcal{T}_n)$ and call \mathcal{T}_i the *i -th tower* of \mathcal{T} . We identify each tower \mathcal{T}_i with a vertical strip of height \mathcal{T}_i placed in the first quadrant of the plane over the interval $[i - 1, i]$. Therefore if $\mathcal{T} = (1, 0, 4, 2, 0, 0, 2)$, then we can represent \mathcal{T} as the following diagram.



Alternatively, a given tower diagram \mathcal{T} can be represented by the set consisting of the south-east corners of the cells in the above representation. For the rest of the paper, we identify any cell with its south-east corner. Any tower diagram \mathcal{T} can be filtered by the sequence $\mathcal{T}_{\geq 0}, \mathcal{T}_{\geq 1}, \dots$ where $\mathcal{T}_{\geq j}$ is the tower diagram obtained from \mathcal{T} by replacing all towers \mathcal{T}_i with the towers of height zero, for each $i < j$. Similarly, for $i \leq j$, we denote by $\mathcal{T}_{[i, j]}$ the diagram obtained by replacing all towers in \mathcal{T} with index less than i and greater than j by towers of height zero.

Given two tower diagrams \mathcal{T} and \mathcal{U} such that there is an index j with $\mathcal{T}_i = 0$ for $i \geq j$ and $\mathcal{U}_k = 0$ for $k < j$. We define $\mathcal{T} \sqcup \mathcal{U}$ as the tower diagram with towers $\mathcal{T}_1, \dots, \mathcal{T}_{j-1}, \mathcal{U}_j, \mathcal{U}_{j+1}, \dots$. With this notation, we always have $\mathcal{T} = \mathcal{T}_{[0, j-1]} \sqcup \mathcal{T}_{\geq j}$.

Recall that the sliding algorithm in [4] determines the rules for sliding an adjacent transposition into a tower diagram so that when applied on a sequence of such transpositions, only the reduced expressions of permutations produce tower diagrams. Moreover this property provides a bijection between the set of all permutations and the set of all tower diagrams. Here we first provide a generalization of this algorithm so that the sliding of any finite sequence of natural numbers produces a tower diagram. In the next section, we shall show that the results of the new algorithm are compatible with the results of the previous version.

Let $\mathcal{T} = (\mathcal{T}_1, \mathcal{T}_2, \dots, \mathcal{T}_n)$ and let c be a cell in \mathcal{T} . Write $x + y = i$ for the line passing through the main diagonal of c . We call i the *slide* of c and denote it by $\text{sl}(c)$. We also call the line $x + y = \text{sl}(c)$ the *slide* of c . If e is another cell with $\text{sl}(e) = j$, then we define the *slide distance* between c and e as the difference $i - j$ and denote it by $\text{sld}(c, e) = i - j$.

To slide a natural number i to \mathcal{T} , we first place a new cell c whose east border is the interval $[i, i + 1]$ on the y -axis so that $\text{sl}(c) = i$. Then, we let c slide through its slide subject to the following conditions. Let \mathcal{T}_k be the first non-empty tower in \mathcal{T} and d be the top cell of \mathcal{T}_k .

1. **Direct Pass:** If $\text{sld}(c, d) \geq 2$, the sliding of c continues on $\mathcal{T}_{>k}$ subject to the conditions in this list.
2. **Addition:** If $\text{sld}(c, d) = 1$, then c is placed on the top of d and sliding of c stops.
3. **Deletion:** If $\text{sld}(c, d) = 0$, then sliding of c stops by deleting d .
4. **Zigzag pass:** If $\text{sld}(c, d) < 0$, then we move the cell c one level up so that its new slide is $i + 1$ and let it continue its sliding through $\mathcal{T}_{>k}$ on its new slide, subject to the conditions in this list.

In the following Figure we illustrate the possible cases. Note that in the third case the deleted cell is labeled by \emptyset and in the other cases the cells labeled by \bullet represent the new positions of c .

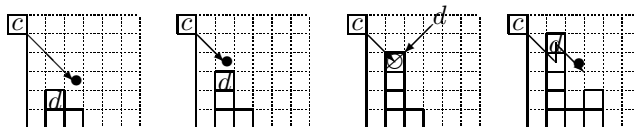


FIGURE 1. Direct pass, Addition, Deletion and Zigzag pass of a single cell.

We remark that the only difference between the generalized sliding and the one in [4] appears in Condition 3. In case $\text{sld}(c, d) = 0$, the algorithm *terminates without a result* (that is, no tower diagram is produced) in the previous version, whereas in the new one, a tower diagram is produced by removing d . Since the new algorithm is an extension of the previous one, we still call it the sliding algorithm. We shall see that with this improvement, the new algorithm has several new applications and allows us to construct new operations.

We denote the tower diagram obtained as the result of sliding the number i (resp. the cell c) to \mathcal{T} by $i \searrow \mathcal{T}$ (resp. $c \searrow \mathcal{T}$). In fact any finite word on natural numbers $\alpha = \alpha_1 \dots \alpha_k$ can be slid to \mathcal{T} by the following rule:

$$\alpha \searrow \mathcal{T} := \alpha_2 \dots \alpha_k \searrow (\alpha_1 \searrow \mathcal{T}) = \alpha_k \searrow \dots \alpha_2 \searrow \alpha_1 \searrow \mathcal{T}.$$

If \mathcal{T} is the empty diagram then we denote the resulting diagram by \mathcal{T}_α .

For example, sliding of $\alpha = 43413$ in to the empty diagram produces \mathcal{T}_α through the following sequence of diagrams displayed in Figure 2.

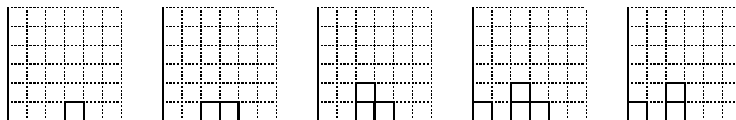


FIGURE 2. Sliding and the tower diagram of the word $\alpha = 43413$.

As an immediate application, given tower diagrams \mathcal{T} and $\mathcal{U} = (\mathcal{U}_1, \mathcal{U}_2, \dots, \mathcal{U}_m)$, it is now possible to define the product $\mathcal{U} \searrow \mathcal{T}$ as follows. First move the diagram \mathcal{U} in the plane so that the right most bottom cell has its east border on the interval $[m, m + 1]$ on the y -axis and has its slide m . Then we slide the cells in \mathcal{U} to \mathcal{T} , starting from this cell and continue from bottom to top and right to left.

In the following we explain how finite permutations can be associated to tower diagrams. A permutation ω can be written as a product $\omega = s_{\alpha_1} \dots s_{\alpha_l}$ of adjacent transpositions $s_{\alpha_1}, \dots, s_{\alpha_l}$. There are infinitely many different such expressions and among these, the ones having the minimum length $l(\omega)$ are called reduced expressions of ω . We say that the word $\alpha = \alpha_1 \dots \alpha_l$ is associated to ω if

$$s_{[\alpha]} := s_{\alpha_1} \dots s_{\alpha_l} = \omega.$$

If $s_{[\alpha]}$ is a reduced expression, then the word α is called a reduced word.

With respect to the sliding algorithm defined in [4], we show that the sliding of α terminates with a result if and only if $s_{[\alpha]}$ is a reduced word of a permutation. We also showed that for two words α and β , we have $s_{[\alpha]}$ and $s_{[\beta]}$ are reduced expressions of the same permutation if and only if $\mathcal{T}_\alpha = \mathcal{T}_\beta$. This result enables us to define the *tower diagram* of a permutation ω by

$$\mathcal{T}_\omega := \mathcal{T}_\alpha$$

when $s_{[\alpha]}$ is a reduced expression of ω .

With the new version of the sliding algorithm, the first result above can now be restated as: a deletion never occurs in the sliding of α into the empty tower diagram if and only if $s_{[\alpha]}$ is a reduced expression of a permutation. Extending the second result above we have the following theorem.

Theorem 2.1. *Let α and β be two words on natural numbers. Then $\mathcal{T}_\alpha = \mathcal{T}_\beta$ if and only if $s_{[\alpha]} = s_{[\beta]}$.*

Proof. The theorem is true if both of the words α and β are reduced. Thus to prove the theorem, it is sufficient to prove that for any word α satisfying $s_{[\alpha]}$, $\mathcal{T}_\alpha = \mathcal{T}_\omega$.

Write $\alpha = \alpha_1\alpha_2 \dots \alpha_n$. Without loss of generality, assume that n is the first index that a deletion occurs in the sliding of α , hence the length of ω is $n - 2$. (Otherwise we change α with the sub word where the first termination occurs, and hence change ω with the corresponding permutation.) Thus the word $\alpha_1\alpha_2 \dots \alpha_{n-1}$ is a reduced word of another permutation, say ω' and there is another reduced word of ω' of the form

$$\omega' = s_{[\gamma_1\gamma_2 \dots \gamma_{n-2}\alpha_n]} = s_{[\alpha_1\alpha_2 \dots \alpha_{n-1}]}.$$

Hence $\gamma_1\gamma_2 \dots \gamma_{n-2}\alpha_n$ and $\alpha_1\alpha_2 \dots \alpha_{n-1}$ are braid related and $\mathcal{T}_{\gamma_1\gamma_2 \dots \gamma_{n-2}\alpha_n} = \mathcal{T}_{\alpha_1\alpha_2 \dots \alpha_{n-1}}$ since both words are reduced. Now sliding one more α_n gives the same diagrams that is

$$\mathcal{T}_\alpha = \mathcal{T}_{\alpha_1\alpha_2 \dots \alpha_{n-1}\alpha_n} = \mathcal{T}_{\gamma_1\gamma_2 \dots \gamma_{n-2}\alpha_n\alpha_n} = \mathcal{T}_{\gamma_1\gamma_2 \dots \gamma_{n-2}}.$$

Also note that $\gamma_1\gamma_2 \dots \gamma_{n-2}$ is a reduced word of ω , since $\alpha = \alpha_1\alpha_2 \dots \alpha_{n-1}\alpha_n$ and $\gamma_1\gamma_2 \dots \gamma_{n-2} = \gamma_1\gamma_2 \dots \gamma_{n-2}\alpha_n\alpha_n$ are also braid related. Therefore

$$\mathcal{T}_\alpha = \mathcal{T}_{\gamma_1\gamma_2 \dots \gamma_{n-2}} = \mathcal{T}_\omega.$$

□

Corollary 2.1. *For two permutations ω and τ , $\mathcal{T}_\omega \searrow \mathcal{T}_\tau = \mathcal{T}_{\tau \cdot \omega}$.*

3. FROM TOWER DIAGRAMS TO PERMUTATIONS: GENERALIZED FLIGHT ALGORITHM

As seen above, the sliding algorithm constructs the tower diagram of the given permutation. We now explain how we obtain the corresponding permutation from the given tower diagram. We achieve this through the flight algorithm given below in a generalized version.

Definition 3.1. Let \mathcal{T} be a tower diagram, c be a cell not necessarily contained in \mathcal{T} . We define the flight path, $\text{fp}(\mathcal{T}, c)$, of c in \mathcal{T} recursively as follows: Let d be the west and e be the northwest neighbors of c .

$$\text{fp}(\mathcal{T}, c) = \begin{cases} \text{fp}(\mathcal{T}, d) \cup \{c\}, & \text{if } d \in \mathcal{T} \\ \text{fp}(\mathcal{T}, e) \cup \{c\}, & \text{if } d \notin \mathcal{T} \end{cases}$$

Example 3.1. Consider the cells c , c' and c'' in Figure 3. Their flight paths are shown by bullets and circles so that the ones labeled by a bullet always lie in \mathcal{T} and the ones labeled by a circle always lie outside of \mathcal{T} .

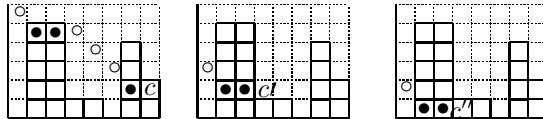


FIGURE 3.

In the following, we explain how to assign a *generalized flight number* to any top cell of \mathcal{T} . Let c be a top cell and $c_1, \dots, c_k = c$ be the cells in the flight path of c ordered from left to right. Now $c_1 = (1, j)$ for some $j \geq 0$ and we define the *flight number* of c to be the slide of c , that is

$$\text{fn}(\mathcal{T}, c) := 1 + j.$$

We now define the *hook number* of c by assigning a sequence n_1, \dots, n_k of nonnegative numbers to $c_1, \dots, c_k = c$ in the following manner: Let $n_k = 0$ and for $i = k, \dots, 2$,

$$n_{i-1} = \begin{cases} n_i & \text{if } c_{i-1} \notin \mathcal{T} \\ n_i & \text{if } c_{i-1} \in \mathcal{T} \text{ and the number of cells above } c_{i-1} \text{ is greater than } n_i. \\ n_i + 1 & \text{if } c_{i-1} \in \mathcal{T} \text{ and the number of cells above } c_{i-1} \text{ is less than or equal to } n_i. \end{cases}$$

Then the hook number of c is defined to be $\text{hn}(\mathcal{T}, c) := n_1 + \text{sl}(c_1)$. Hence the *generalized flight number* of c in \mathcal{T} is defined to be the pair

$$\text{gfn}(c, \mathcal{T}) := (\text{fn}(\mathcal{T}, c), \text{hn}(\mathcal{T}, c)).$$

Also a top cell in \mathcal{T} is called a *corner cell*, if its hook number and flight number are equal.

Example 3.2. For instance in the tower diagrams illustrated in Figure 3, $\text{gfn}(\mathcal{T}, c) = (6, 8)$, $\text{gfn}(\mathcal{T}, c') = (3, 3)$ and $\text{gfn}(\mathcal{T}, c'') = (2, 2)$, but among them just c'' is a corner cell of \mathcal{T} .

Remark 3.1. 1) Contrary to the one given in [4], the above definition assigns a flight path to any cell in the first quadrant, not necessarily contained in \mathcal{T} . Also we generalized the notion of flight number to any top cell (not necessarily a corner cell) by adding also a hook number. Note that the flight number of the corner cell in the new and the old versions are the same and its hook number is zero. The reason why we call the second number as hook number will be clear once we describe hook sliding algorithm.

2) In [4], we have shown how to obtain the Rothe diagram of a permutation from its tower diagram and vice versa. It is easy to see that under this correspondence, the flight number of a cell in a tower diagram is the row index of the corresponding cell in the corresponding Rothe diagram. In particular, given a tower diagram \mathcal{T} , the flight numbers of cells in or over a tower in \mathcal{T} strictly increases from bottom to top.

3) If c is a corner cell of \mathcal{T} then every bullet in the flight path of c must have nonempty tops. Moreover, denoting by $\mathcal{T} - c$ the diagram obtained by erasing c from \mathcal{T} , we see that

$$\text{fn}(\mathcal{T}, c) \searrow (\mathcal{T} - c) = \mathcal{T}$$

as illustrated in the following figure.

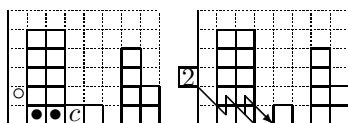


FIGURE 4. Here c is a corner cell in \mathcal{T} with flight number 2. In fact sliding 2 into $\mathcal{T} - c$ creates c at the end.

Hence starting from a tower diagram \mathcal{T} of size n and deleting a corner cell at each time, one can get a sequence of tower diagrams $\mathcal{T} = \mathcal{T}^l, \dots, \mathcal{T}^0 = \emptyset$ of decreasing sizes and a sequence $\alpha_l, \dots, \alpha_1$ of positive integers such that α_i is the flight number of the corner cell chosen in \mathcal{T}^i and \mathcal{T}^{i+1} is obtained from \mathcal{T}^i by erasing that corner cell. Now we see that the permutation

$$\omega = s_{[\alpha_1, \dots, \alpha_l]} = s_{\alpha_1} \dots s_{\alpha_l}$$

has the tower diagram \mathcal{T} .

The above algorithm finds a reduced word of the permutation whose tower diagram is the given one. Below we introduce a new algorithm which determines the one line notation of the permutation directly.

To start with let $n-1$ be the maximum of all the slides of the top cells in $\mathcal{T} = (\mathcal{T}_1, \dots, \mathcal{T}_n, \dots)$. This means that all the towers to the right of $(n-1)$ -th tower in \mathcal{T} are always empty. Let x_i be the lowest empty cell in the tower \mathcal{T}_i for each $i = 1, \dots, n$ and let

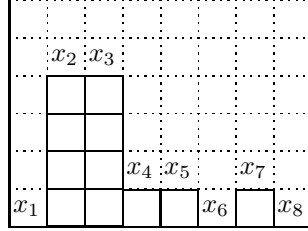
$$f_i = \text{fn}(\mathcal{T}, x_i)$$

that is f_i is the flight number of the empty cell lying on top of \mathcal{T}_i . Now we define a function, $\pi_{\mathcal{T}} : \{f_1, \dots, f_n\} \mapsto \{1, \dots, n\}$, by the rule that

$$\pi_{\mathcal{T}}(f_i) = i$$

and we also define $\pi_{\mathcal{T}}$ -index of \mathcal{T} to be the sequence (f_1, \dots, f_n) . Note that by the next proposition, this is a well defined permutation in S_n .

As an example consider the following tower diagram $\mathcal{T} = (0, 3, 3, 1, 1, 0, 1, 0)$ with largest slide being 7. The flight numbers of the empty cells x_1, \dots, x_8 in \mathcal{T} are respectively $f_1, \dots, f_8 = 1, 6, 7, 3, 4, 2, 8, 5$.



Hence $\pi_{\mathcal{T}} = 16458237$ and $\pi_{\mathcal{T}}$ -index of \mathcal{T} is $(1, 6, 7, 3, 4, 2, 8, 5)$.

Proposition 3.1. *Let \mathcal{T} be a tower diagram of the permutation ω . Then $\pi_{\mathcal{T}}$ is a permutation and moreover $\omega = \pi_{\mathcal{T}}$.*

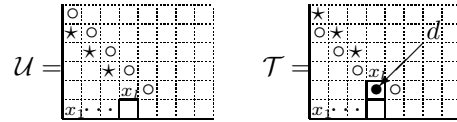
Proof. It is easy to check that the statement of the theorem is true when \mathcal{T} is the empty diagram or it has just one cell. By induction assume that for all diagram of size $k - 1$ the statement is true. Let \mathcal{T} be a tower diagram of size k , \mathcal{T}_l be the first nonempty tower and d be the top cell of \mathcal{T}_l , with flight number i . Observe that, in this case, d is a corner cell.

Now let \mathcal{U} be a tower diagram obtained by erasing d from \mathcal{T} and u be the corresponding permutation. By induction we can assume that $\pi_{\mathcal{U}} = u$. On the other hand we have

$$\omega = u \cdot s_i = \pi_{\mathcal{U}} \cdot s_i.$$

Hence the theorem will be proved once we show that $\pi_{\mathcal{T}} = \pi_{\mathcal{U}} \cdot s_i$.

Consider the following figure which illustrates the first l towers of \mathcal{U} and \mathcal{T} . In the diagram of \mathcal{U} , the stars represent the cells in the flight path of x_l . Since the flight number of x_l is i and since $\pi_{\mathcal{U}} = u$ is a permutation we see that $\pi_{\mathcal{U}}$ -index of \mathcal{U} is of the form $(1, \dots, l - 1, i, \dots, i + 1, \dots)$. Therefore, for some $r > l$, there must be an empty cell x_r lying on top of its r -th tower, with flight number $i + 1$. Moreover, as illustrated by circles, the flight path of x_r passes through the cell on the right of x_l . Recall that the diagram of \mathcal{T} is obtained by adding the cell d to the



l -th tower of \mathcal{U} , so that x_l is shifted up and all other empty cells lying on top of other towers remains same. In this case the flight number of x_l in \mathcal{T} becomes $i + 1$. On the other hand, as illustrated in the above figure, the flight path of x_r in \mathcal{T} contains d and hence its new flight number becomes i . It is easy to observe that flight numbers of the remaining empty cell lying on top of towers do not change. Hence $\pi_{\mathcal{T}}$ -index of \mathcal{T} is obtained by interchanging i and $i + 1$ in $\pi_{\mathcal{U}}$ -index of \mathcal{U} . This shows that $\pi_{\mathcal{T}} = \pi_{\mathcal{U}} \cdot s_i$ as required. \square

4. SLIDING A TRANSPOSITION

In this section, we describe the basic operations that could appear in the sliding of a transposition into a given tower diagram. As remarked earlier, if ω is any permutation and t is any transposition, then these operations determine the tower diagram of the product $\omega \cdot t$ as a modification of the tower diagram of ω .

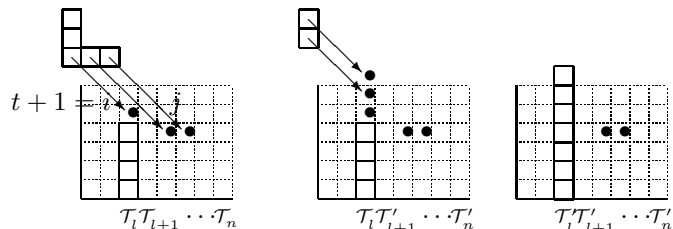
Let $j \geq i > 0$ be integers. We write $t_{i,j+1}$ for the transposition interchanging i and $j + 1$. A reduced expression of the transposition $t_{i,j+1}$ can be given as $s_j \dots s_{i+1} s_i s_{i+1} \dots s_j$. Therefore

the tower diagram of a transposition $t_{i,j+1}$ has a *hook shape* that we denote by $h_{i,j}$ whose *heel* has slide i and whose cells in the *foot* and in the *leg* have slides from $i+1$ to j .

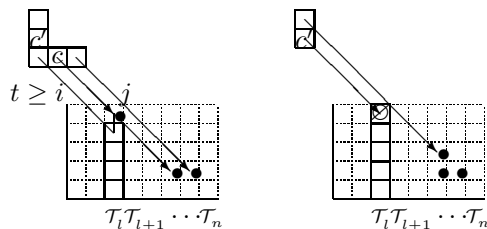
It turns out that there are five basic operations in the sliding of a transposition on an arbitrary tower diagram \mathcal{T} . To determine these basic operations, let \mathcal{T}_l be the first nonempty tower in \mathcal{T} and let t be the slide of its top cell.

1. Direct-pass: If $t+1 < i \leq j$ then the hook $h_{i,j}$ has no intersection with \mathcal{T}_l , and it continues its sliding on $\mathcal{T}_{>l}$ with the hook $h_{i,j}$ subject to the conditions given in this list.

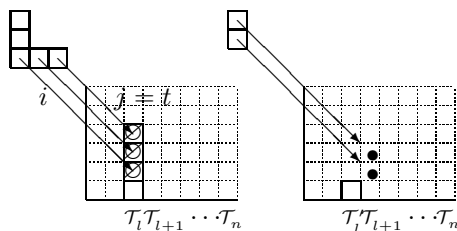
2. Broken(+) **pass:** If $t+1 = i \leq j$, then the foot passes \mathcal{T}_l directly, and the heel and the leg sits on it, creating a new tower denoted by \mathcal{T}'_l and its foot continues its sliding on $\mathcal{T}_{>l}$. See the following figure. Observe that, sliding of the foot on $\mathcal{T}_{>l}$ can erase at most $j-i$ cells. Therefore, a broken(+) pass always adds at least one cell to the given tower diagram.



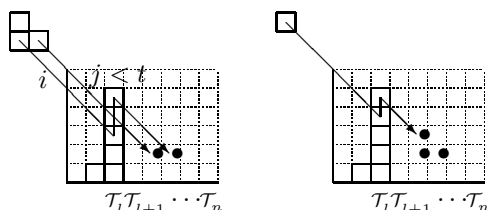
3. Shrunken pass: If $i \leq t < j$, then as illustrated in the following figure, there is a cell c in the foot (and another one c' in the leg) with slide equal to $t+1$. As illustrated in the figure, while the tower \mathcal{T}_l remains unchanged, the hook $h_{i,j}$ passes it in a way that it loses c and c' and its heel has new slide $i+1$. Therefore sliding continues on $\mathcal{T}_{>l}$ with the new hook $h_{i+1,j}$.



4. Broken(-)pass: If $i \leq j = t$, then the foot and the heel of $h_{i,j}$ deletes top $j-i+1$ cells of \mathcal{T}_l and then its leg passes directly and continues its sliding on $\mathcal{T}_{>l}$ as illustrated in the following figure.



5. Zigzag pass: If $i \leq j < t$, then each cell of the hook passes the tower \mathcal{T}_l with a zigzag. Therefore the sliding continues on $\mathcal{T}_{>l}$ with a new hook $h_{i+1,j+1}$. See the following figure.



Now, we are ready to unearth the relation between the generalized flight number and the sliding of transpositions.

Proposition 4.1. *Let c be a top cell in a tower diagram \mathcal{T} with the generalized flight number (i, j) . Then*

$$\mathfrak{h}_{i,j} \searrow (\mathcal{T} - c) = \mathcal{T}.$$

where $\mathfrak{h}_{i,j}$ is the hook corresponding to the transposition $t_{i,j+1}$ and $\mathcal{T} - c$ be the tower diagram obtained by erasing c from \mathcal{T} . Moreover if ω is a permutation with $\mathcal{T}_\omega = \mathcal{T} - c$ then $\mathcal{T}_{\omega \cdot t_{i,j+1}} = \mathcal{T}$.

Proof. Let $c_1, \dots, c_l = c$ be the cells in the flight path of c ordered from left to right lying in or over the towers $\mathcal{T}_1, \dots, \mathcal{T}_l$ of \mathcal{T} , respectively. We start by sliding $\mathfrak{h}_{i,j}$ on the tower \mathcal{T}_1 . There are several cases:

Case 1. If c_1 is an empty cell lying above \mathcal{T}_1 then the cell below c_1 must also be empty and the slide of c_1 must be i . Then $\mathfrak{h}_{i,j}$ pass directly \mathcal{T}_1 and

$$\mathfrak{h}_{i,j} \searrow (\mathcal{T} - c) = \mathcal{T}_1 \sqcup \mathfrak{h}_{i,j} \searrow (\mathcal{T}_{>1} - c)$$

while the generalized flight number of c in $\mathcal{T}_{>1}$ is still (i, j) as illustrated in the following figure.

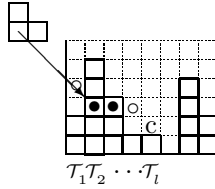


FIGURE 5. Sliding of $\mathfrak{h}_{4,6}$ in to the tower diagram $\mathcal{T} - c$ where the cell c has the generalized flight number $(4, 5)$

Case 2. If c_1 lies in \mathcal{T}_1 and the number of nonempty cells lying above c_1 is less than or equal to r then $\mathfrak{h}_{i,j}$ makes a shrunken pass through \mathcal{T}_1 . That is it continues its sliding on $\mathcal{T}_{>1}$ with the new hook $\mathfrak{h}_{i+1,j}$ and

$$\mathfrak{h}_{i,j} \searrow (\mathcal{T} - c) = \mathcal{T}_1 \sqcup \mathfrak{h}_{i+1,j} \searrow (\mathcal{T}_{>1} - c).$$

Observe that in this case the generalized flight number of c in $\mathcal{T}_{>1}$ is in fact $(i+1, j)$ as illustrated in the following figure.

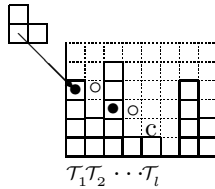


FIGURE 6. Sliding of $\mathfrak{h}_{4,6}$ in to the tower diagram $\mathcal{T} - c$ where the cell c has the generalized flight number $(4, 5)$

Case 3. If c_1 lies in \mathcal{T}_1 and the number of nonempty cell lying above c_1 is greater than r then $\mathfrak{h}_{i,j}$ makes a zigzag pass through \mathcal{T}_1 . That is it continues its sliding on $\mathcal{T}_{>1}$ with the new hook $\mathfrak{h}_{i+1,j+1}$ and

$$\mathfrak{h}_{i,j} \searrow (\mathcal{T} - c) = \mathcal{T}_1 \cup \mathfrak{h}_{i+1,j+1} \searrow (\mathcal{T}_{>1} - c).$$

Observe that in this case the generalized flight number of c in $\mathcal{T}_{>1}$ is in fact $(i+1, j+1)$ as illustrated in the following figure.

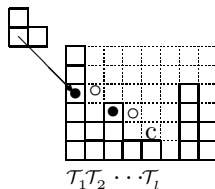


FIGURE 7. Sliding of $\mathfrak{h}_{4,6}$ in to the tower diagram $\mathcal{T} - c$ where the cell c has the generalized flight number $(4, 1)$

Iterating the above procedure, we see that in the sliding of $\mathfrak{h}_{i,j}$, hooks pass through $\mathcal{T}_1, \dots, \mathcal{T}_{l-1}$ with a direct or a shrunken or a zigzag pass and a shrunken pass occurs exactly on such towers at which the hook number of c increases by one. Hence when the sliding arrives to \mathcal{T}_l it already shrunken to a single cell with slide equal to the one of c . Hence the sliding terminates by filling the cell c . \square

Remark 4.1. It is clear from its definition that the sliding of a hook $\mathfrak{h}_{i,j} = s_j \dots s_{i+1} s_i s_{i+1} \dots s_j$ can be done tower by tower, obeying one of the above basic steps at each tower. Among the five basic steps, the only one which increases the size of the given tower diagram is a broken(+) pass. Recall that, if $\mathfrak{h}_{i,j}$ passes a tower say \mathcal{T}_l with a broken(+) pass, its foot (corresponding to $s_j \dots s_{i+1}$) continues to its sliding on $\mathcal{T}_{>l}$ while the heel and the feet (corresponding to $s_i s_{i+1} \dots s_j$) are placed on top \mathcal{T}_l . Below, we show that if the sliding of the foot erases $j - i$ cells from $\mathcal{T}_{>l}$, then these cells must be the top $j - i$ cells of a unique tower.

Suppose that in the sliding of $s_j \dots s_{i+1}$ into $\mathcal{T}_{>l}$, s_j deletes a top cell of a \mathcal{T}_s for some $l < s$. Denote by \mathcal{T}'_s the tower obtained by removing this top cell of \mathcal{T}_s .

Now, if the sliding of s_{j-1} adds a cell on top of a tower, say \mathcal{T}_t , then $t \leq s$ since the sliding path of s_{j-1} always lies below the sliding path of s_j , as illustrated in Figure 8.

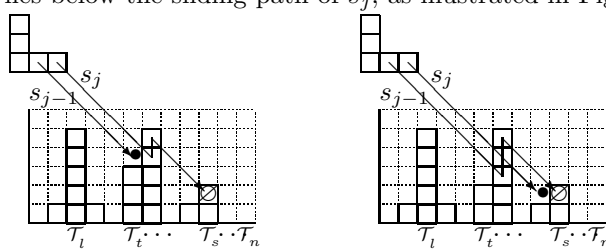


FIGURE 8.

In fact, if the sliding of s_{j-1} arrives to the tower \mathcal{T}'_s , as illustrated in Figure 9, then it must delete the top cell of \mathcal{T}'_s . Hence $t < s$ in this case.

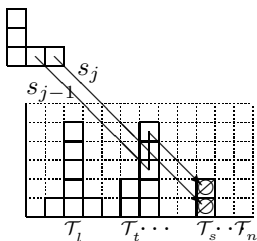


FIGURE 9.

On the other hand if the sliding of s_{j-1} removes the top cell of some tower, say \mathcal{T}_t for some $t < s$, then sliding of s_j would fill the empty cell on top of \mathcal{T}_t in the first place, since this empty cell lies on the sliding path of s_j . Hence $t = s$ in this case.

Iterating the argument above we can conclude that if $\mathfrak{h}_{i,j}$ passes a tower say \mathcal{T}_l with a broken(+) pass and its foot erases r cell from $\mathcal{T}_{>l}$ then these cells must be the top r cells of a unique tower.

Hence we have proved the following theorem which has crucial importance in the following sections.

Theorem 4.1. *Let ω be a permutation with tower diagram \mathcal{T}_ω and let $t_{i,j+1}$ be a transposition corresponding to hook $\mathfrak{h}_{i,j}$. Then*

$$l(\omega \cdot t_{i,j+1}) = l(\omega) + 1$$

if and only if one of the following condition holds in $\mathfrak{h}_{i,j} \searrow \mathcal{T}_\omega$.

- (1) *Being reduced to a single cell following a sequence of direct or shrunken or zigzag passes, the sliding $\mathfrak{h}_{i,j}$ into \mathcal{T}_ω fills the empty cell, say e_0 on top of some tower \mathcal{T}_l with generalized flight number (i, j) .*
- (2) *By following a sequence of direct or shrunken or zigzag passes which is ended with a broken(+) pass the sliding $\mathfrak{h}_{i,j}$ into \mathcal{T}_ω puts $r + 1$ cells, say e_0, e_1, \dots, e_r , on top of some tower \mathcal{T}_l and erases top r cells of some tower \mathcal{T}_s with $s > l$ and $0 < r \leq j - i$.*

Remark 4.2. With the notation of the theorem, consider Figure 10 for an illustration of the second case of the theorem. Let $\omega' = \omega \cdot t_{i,j+1}$ and \mathcal{T}' be the tower diagram corresponding to ω' . In the following we show that ω' -index of \mathcal{T}' is obtained by interchanging i and $j+1$ in the ω -index of \mathcal{T} .

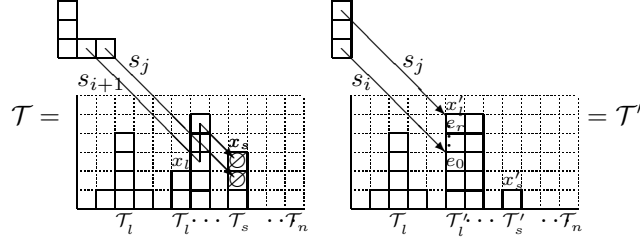


FIGURE 10.

Observe that the empty cell x_l can be filled if we slide $h_{i,j-r}$ into \mathcal{T} . Hence the flight number of x_l in \mathcal{T} is i . On the other hand the top cell of \mathcal{T}_s is a corner cell with flight number j since it is erased by the sliding of s_j . Now it is easy to deduce that the flight number of the empty cell x_s is $j+1$, since it lies on top of a corner cell with flight number j . Hence in the ω -index of \mathcal{T} , the l -th index is i , whereas the s -th index is $j+1$.

Similarly the top cell e_r in \mathcal{T}'_l is produced by sliding of s_j , hence it is a corner cell with flight number j . Therefore by being the empty cell on top this corner cell x'_l has flight number $j+1$. Here observe that if we slid $h_{i,j-r}$ into \mathcal{T}' , it would be reduced to a single cell when it arrived \mathcal{T}'_l . Moreover this single cell would fill x'_s after making a zigzag pass at this tower. This argument shows that the flight number of x'_s is i . Hence in the ω' -index of \mathcal{T}' , the l -th index is $j+1$ whereas the s -index is i .

For the first case the same result can be shown easily by following the argument used in the proof of the Proposition 3.1.

Corollary 4.1. *Given a tower diagram \mathcal{T} , and a transposition $t_{i,j} \in S_n$ with $i < j$. Let $\omega = \omega_{\mathcal{T}}$ and \mathcal{T}_s be the tower with ω -index i and \mathcal{T}_l be the tower with ω -index j in \mathcal{T} . Then we have $l(\omega t_{i,j}) = l(\omega) + 1$ only if $s < l$. Moreover, if $l(\omega t_{i,j}) = l(\omega) + 1$, then*

- (1) *the tower diagram of $\omega t_{i,j}$ is obtained from \mathcal{T}_ω by modifying only the towers \mathcal{T}_s and \mathcal{T}_l . In particular, a new cell c_s is added to the tower \mathcal{T}_s and possibly some cells are moved from \mathcal{T}_l to \mathcal{T}_s .*
- (2) *j is the $\omega t_{i,j}$ -index of the tower whose height is increased.*
- (3) *i is the $\omega t_{i,j}$ -index of the other modified tower whose height may or may not decreased.*
- (4) *The new cell c_s has flight number i .*

5. MONK'S RULE

In this section, we use the above versions of the flight and the sliding algorithms to give a constructive description of the Monk's rule [14]. We refer to [12] for the theory of Schubert polynomials.

Theorem 5.1 (Monk's Rule). *Let ω be a permutation and let \mathfrak{S}_ω denote the Schubert polynomial of ω . Also let s_k be an adjacent transposition. Then*

$$\mathfrak{S}_\omega \cdot \mathfrak{S}_{s_k} = \sum_{\omega' \in \omega \wedge s_k} \mathfrak{S}_{\omega'}$$

where $\omega \wedge s_k$ is the set of all permutations of the form $\omega \cdot t_{i,j}$ of length $l(\omega) + 1$, where $i \leq k < j$.

Recall that for a given tower diagram \mathcal{T} , the associated permutation is denoted by $\omega_{\mathcal{T}}$. Our aim is to describe Monk's rule using this correspondence. For this aim, first we define, for a positive integer k , the set

$$k \cdot \mathcal{T} = \{\mathcal{U} \mid \omega_{\mathcal{U}} \in \omega_{\mathcal{T}} \wedge s_k\}$$

i.e. $k \cdot \mathcal{T}$ is the set of all tower diagrams of the permutations in $\omega_{\mathcal{T}} \wedge s_k$. Note that, since the length of the permutations in $\omega_{\mathcal{T}} \wedge s_k$ are just one more than that of $\omega_{\mathcal{T}}$, the sizes of the diagrams in $k \cdot \mathcal{T}$ must be one bigger than that of \mathcal{T} . As discussed in Remark 4.1, this happens if and only if the sliding of a hook adds $r+1$ cells to a certain tower and deletes r cells from a

tower lying to the right of it for some $r \leq 0$. Therefore, we only need an algorithm to choose these special towers.

Next, we determine a path for k in \mathcal{T} which is used in this algorithm. This is a certain extension of the path which consists of cells that the sliding of k to \mathcal{T} would pass through. We denote by \mathcal{V}_i the vertical strip over the interval $[i - 1, i]$.

Definition 5.1. Let \mathcal{T} be a tower diagram and k be a natural number. The *Schubert path* $\mathcal{P} = \mathfrak{Sch}(k, \mathcal{T})$ of k in \mathcal{T} is the set of all cells in the first quadrant such that

- (1) $|\mathcal{P} \cap \mathcal{V}_i| \leq 1$ for each i and
- (2) If $\mathcal{P} \cap \mathcal{V}_i = (i, j)$, then $\text{fn}(\mathcal{T}, (i, j)) \leq k$ and for any $j' > j$, we have $\text{fn}(\mathcal{T}, (i, j')) > k$.

Remark 5.1. The Schubert path $\mathcal{P} = \mathfrak{Sch}(k, \mathcal{T})$ of k in \mathcal{T} can be determined recursively as follows. The path \mathcal{P} starts with the cell $(1, k - 1)$ and extends to the right and downwards in such a way that if a cell c is in \mathcal{P} then so is the one of the following cells.

- (1) If $c \in \mathcal{T}$, then the one on the right of c is also in \mathcal{P}
- (2) If $c \notin \mathcal{T}$ and c is above the x -axis, then the one on the down-right of c is also in \mathcal{P} .

Note that this characterization always appends a cell under the x -axis to the Schubert path. We append it to make the following definition easier. Note also that, as seen in Figure 11, we always label the cells in \mathcal{P} by one of \bullet , \circ or $*$. The distribution of these symbols is justified as follows.

Definition 5.2. A cell c in \mathcal{P} and i be the number of empty cells lying below c . Then the cell c is called a *critical cell* if either

- (1) $i = 0$ or
- (2) $i > 0$ and the first cell $d \in \mathcal{P} \cap \mathcal{T}$ on the right hand side of c satisfies that the number of cells on and below it is greater than or equal to i .

We denote the set of all critical cells of the Schubert path \mathcal{P} by $\mathfrak{Crit}[k, \mathcal{T}]$. Moreover a critical cell which lies on top of (possibly empty) tower is called an *essential cell*. We denote the set of all essential cells by $\mathfrak{Ess}[k, \mathcal{T}]$.

Now we label the critical cells by $*$, the cells in $\mathcal{P} \cap \mathcal{T}$ by \bullet , and the others by \circ . To illustrate these definitions, see the Schubert paths of 8 in two distinct tower diagrams shown in Figure 11. Note that in the first diagram only the fourth and fifth asterisks from the left are essential cells whereas in the second one the first, third and the fifth asterisks are essential.

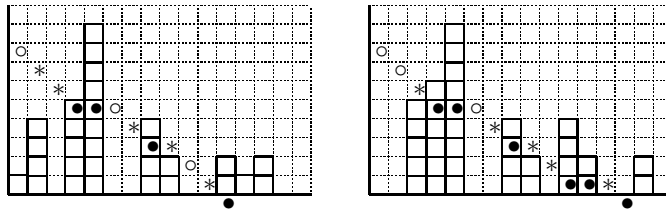


FIGURE 11. Schubert paths of 8 in two different tower diagrams

The next result is the fundamental property of the Schubert path of k in \mathcal{T} . It relates sliding of a transposition and the k -Bruhat order.

Lemma 5.1. Let \mathcal{T} be a tower diagram with $\omega = \omega_{\mathcal{T}}$, and let $t_{i,j}$ be a transposition such that $l(\omega_{t_{i,j}}) = l(\omega) + 1$, and let e_0, \dots, e_r be the new cells added to the tower with ω -index i . Then the following statements are equivalent.

- (1) $i \leq k < j$.
- (2) One of the cells e_0, \dots, e_r lies in the Schubert path of k in \mathcal{T} .

Moreover, in this case, the cell from the Schubert path is critical.

Proof. Let $\mathcal{U} = \mathcal{T}_{\omega_{t_{i,j}}}$. Notice that by Corollary 4.1, in \mathcal{U} , the cell e_0 has flight number i and the bottom empty cell c over e_r has flight number j . Now, first, suppose that e_t lies in the Schubert path of k in \mathcal{T} for some $1 \leq t \leq r$. By the definition of Schubert path, $\text{fn}(\mathcal{U}, e_t) \leq k$ and any other cell over e_t has flight number at least $k + 1$. Also by the definition of flight numbers, we have $\text{fn}(\mathcal{U}, e_0) < \text{fn}(\mathcal{U}, e_t) < \text{fn}(\mathcal{U}, c)$. Thus, we get $i \leq k < j$, as required.

Conversely, suppose $i \leq k < j$. Since the length of the permutation is increased by one, we have that the size of \mathcal{T} is increased by one after the sliding $\mathfrak{h}_{i,j-1} \searrow \mathcal{T}$.

Since $i \leq k < j$, let c' be the cell in the foot of the hook $\mathfrak{h}_{i,j}$ having slide k , when the sliding begins. Then, it is clear from the definition of the Schubert path that, initially, the sliding of the cell c' traces the Schubert path of k . Now it is sufficient to show that the Schubert path is traced by one of the cells of the foot. By Theorem 4.1, this case no broken(-) pass occurs. Thus, if the heel h of the hook passes a tower directly, then c' passes it directly, too, and after such a pass, the leg still has a cell from the Schubert path, namely c' . Or else, if the hook makes a zigzag pass through a tower, then the diagonal that the heel is sliding is shifted up by one cell, but from its definition, there is also a shift in the Schubert path of k . Thus the leg still contains a cell from it. Finally, if the hook makes a shrunken pass at a tower, that is, the heel h makes a zigzag pass, but one of the cells in the foot does not, and hence is deleted from the foot and the leg. If the cell deleted from the foot is on the right of c' , then we are in the previous case, since c' makes a zigzag, too. If the deleted cell is on the left of c' , then we are in the first case, since c' makes a direct pass. Finally, if the deleted cell is the cell c' , then from the definition of the shrunken pass, the cell just on the left of c' is shifted up to replace c' . In this case, the Schubert path is traced by this cell, as seen from its definition. Hence, we again have a cell from the Schubert path which lies in the heel or in the foot.

Thus, in any case, the foot contains a cell from the Schubert path, and since the hook is symmetric, the leg contains a cell from the Schubert path as well. Therefore, when the leg lands on a tower, forming the cells e_0, \dots, e_r , one of these cells must be contained in the Schubert path of k in \mathcal{T} .

Now suppose $i \leq k < j$ and e_0, \dots, e_r be as above. Suppose e_t is contained in the Schubert path of k in \mathcal{T} . We need to show that e_t is a critical cell. By Theorem 4.1, there are two cases.

In the first case, sliding of the hook must contain enough number of shrunken passes so that the hook is reduced to a single cell which adds, at the end, a new cell to the diagram. Hence it must be located on top of a tower of \mathcal{T} and hence it must be an essential cell, and hence critical.

In the second case, that is, if the sliding sequence contains a broken(+) pass at some tower \mathcal{T}_α of \mathcal{T} , the heel and the leg of the hook, which arrived to that tower through direct, zigzag or shrunken pass, is placed at top of a tower, say \mathcal{T}_α . Moreover its foot being either a single cell or a row permutation deletes as many cells as its size from the top of a tower on the right of \mathcal{T}_α . Let c be the cell in \mathcal{T}_α contained in the Schubert path of k on \mathcal{T} . We need to justify that it is critical.

To prove this claim, we should show that the next bullet d on the right of c has enough number of cells below. But, this is trivial, since we know that the number of cells in \mathcal{T} should be increased by one, and hence the foot should delete as many cells as its length. Thus, either the foot deletes cells from the tower of d or it passes that tower with zigzag pass. Hence in both cases d must have enough cells, and the claim is proved. \square

Now we introduce an algorithm which determines the set $k \cdot \mathcal{T}$. By the above lemma, this set can be divided into disjoint subsets according to critical cells. More precisely, to construct the set $k \cdot \mathcal{T}$, we can consider each critical cell separately and determine all possible additions to the tower containing this cell. To introduce the algorithm, for each critical cell $c \in \mathfrak{Crit}[k, \mathcal{T}]$, define $c \cdot \mathcal{T}$ as the set of tower diagrams in $k \cdot \mathcal{T}$ where the new cell is added to the tower containing c so that we have

$$k \cdot \mathcal{T} = \bigcup_{c \in \mathfrak{Crit}[k, \mathcal{T}]} c \cdot \mathcal{T}.$$

Notice that there might exists critical cells where the set $c \cdot \mathcal{T}$ is empty. Now the set $c \cdot \mathcal{T}$ can be determined via the following algorithm. Suppose c lies above the tower \mathcal{T}_l of \mathcal{T} and $t \geq 0$ is the number of empty cells lying below c . Denote by $e_0, \dots, e_t, e_{t+1}, \dots$ those empty cells lying above \mathcal{T}_l from bottom to top, where $e_t = c$. Also let $s \geq 0$ be the number of cells lying in \mathcal{T} and above the first bullet which is right next to c .

MONK'S ALGORITHM.

STEP 1. Put $r = 0$ and let $\widetilde{c \cdot \mathcal{T}}$ be the empty set.

STEP 2. Adjoin the cells $e_0, e_1, \dots, e_i, \dots, e_{i+r}$ to \mathcal{T} and denote the new tower diagram obtained in this way by \mathcal{U} .

STEP 3. Slide the cells $e_{i+r}, e_{i+r-1}, \dots, e_1$ to $\mathcal{T}_{>l} = \mathcal{U}_{>l}$, in this order. If each of these cells deletes a cell, then all these deleted cells must be the top i cells of a unique tower on the right hand side of \mathcal{T}_i . In this case, denote by \mathcal{U}' the diagram obtained from \mathcal{U} by removing these cells and append \mathcal{U}' to $\widehat{c \cdot \mathcal{T}}$.

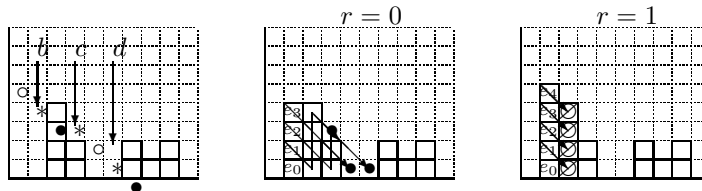
STEP 4. Put $r = r + 1$. If $r \leq s + 1$, back to Step 2. Otherwise terminate the algorithm.

This algorithm produces a set $\widehat{c \cdot \mathcal{T}}$ and the equality $\widehat{c \cdot \mathcal{T}} = c \cdot \mathcal{T}$ follows from Lemma 5.1. Indeed, let $\mathcal{U} \in \mathcal{T} \wedge k$. Then $\omega_{\mathcal{U}} = \omega_{\mathcal{T}} \cdot t_{i,j}$ for some $i \leq k < j$. Since the length of the permutation is increased by one, we have that the size of \mathcal{T} is increased by one after the sliding $\mathfrak{h}_{i,j-1} \searrow \mathcal{T}$. Thus by Lemma 5.1, $\mathcal{U} \in \widehat{c \cdot \mathcal{T}}$. Conversely, if $\mathcal{U} \in \widehat{k \cdot \mathcal{T}}$, then Lemma 5.1 implies that $\omega_{\mathcal{U}} = \omega_{\mathcal{T}} \cdot t_{i,j}$ for some $i \leq k < j$ and hence $\mathcal{U} \in k \cdot \mathcal{T}$. Hence we have completed the proof of the following theorem.

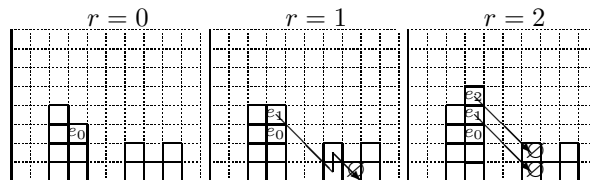
Theorem 5.2 (Monk's Rule). *Let ω be a permutation and let \mathfrak{S}_{ω} denote the Schubert polynomial of ω . Also let s_k be an adjacent transposition. Then*

$$\mathfrak{S}_{\omega} \cdot \mathfrak{S}_{s_k} = \sum_{\mathcal{T} \in k \cdot \mathcal{T}_{\omega}} \mathfrak{S}_{\omega_{\mathcal{T}}}$$

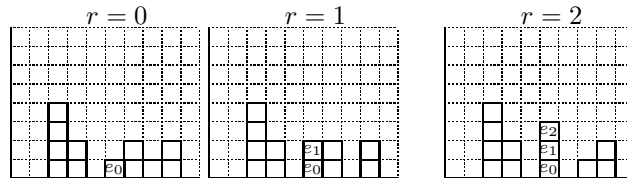
Example 5.1. Let $w = [1, 2, 5, 6, 4, 10, 3, 8, 7, 11, 9]$ be a permutation in one line notation. The Schubert path of 5 together with critical cells b, c and d are shown below. Here the first bullet to the right of b has only one cell above. Therefore the algorithm works for $r = 0, 1$ but in case of $r = 0$, sliding the cells $e_3 = b, e_2$ and e_1 actually produce three new cells in the diagram. Therefore only for $r = 1$ we have a diagram which is obtained by adding $e_4, e_3 = b, e_2, e_1, e_0$ and deleting the four cells from the right next tower.



For the critical cell c , observe that the first bullet to the right of c is below the x -axis and \mathcal{T} has two cells lying above this bullet. Therefore the algorithm works for $r = 0, 1, 2$ and produces a new diagram in each case, as explained below.



Now for the critical cell d still the algorithm works for $r = 0, 1, 2$ and again it produces a new diagram in each case.



Hence reading the permutations (in one line notation) from the above pictures, we get

$$\begin{aligned} 5 \cdot \mathcal{T}_{[1,2,5,6,4,10,3,8,7,11,9]} &= \{ \mathcal{T}_{[1,2,5,6,10,4,3,8,7,11,9]}, \mathcal{T}_{[1,2,5,6,8,10,3,4,7,11,9]}, \mathcal{T}_{[1,2,5,6,7,10,3,8,4,11,9]}, \\ &\mathcal{T}_{[1,3,5,6,4,10,2,8,7,11,9]}, \mathcal{T}_{[1,2,5,10,4,6,3,8,7,11,9]}, \mathcal{T}_{[1,2,5,8,4,10,3,6,7,11,9]}, \\ &\mathcal{T}_{[1,2,5,7,4,10,3,8,6,11,9]} \} \end{aligned}$$

6. PIERI'S RULE

In this section, we introduce another algorithm which describes Pieri's rule in terms of tower diagrams. To begin with, fix $k \in \mathbb{N}$. Let $\omega \in S_n$ be a permutation and $a_1, b_1, a_2, b_2, \dots, a_m, b_m$ be a sequence of positive integers such that for each $1 \leq i \leq m$,

- (1) $a_i \leq k < b_i$,
- (2) $l(\omega t_{a_1, b_1} \dots t_{a_i, b_i}) = l(\omega t_{a_1, b_1} \dots t_{a_{i-1}, b_{i-1}}) + 1$

For each $1 \leq i \leq m$, set $\omega^{(i)} = \omega t_{a_1, b_1} \dots t_{a_i, b_i}$. We sometimes write $\omega' = \omega^{(m)}$. Then the sequence of pairs $(a, b) : (a_1, b_1), (a_2, b_2), \dots, (a_m, b_m)$ is called a *saturated k -Bruhat chain* from ω to ω' , written $(a, b) : \omega \rightarrow \omega'$.

A saturated k -Bruhat chain $(a, b) : \omega \rightarrow \omega'$ is called a *Sottile $r[k, m]$ -sequence* (or *Sottile r -sequence*) if $|\{b_1, \dots, b_m\}| = m$. Similarly, a saturated k -Bruhat chain $(a, b) : \omega \rightarrow \omega'$ is called a *Sottile $c[k, m]$ -sequence* (or *Sottile c -sequence*) if $|\{a_1, \dots, a_m\}| = m$. With this notation, Pieri's rule can be stated as follows.

Theorem 6.1 (Sottile [16]). *Let ω, ν be permutations in S_n .*

- (1) *Let $m \in \mathbb{N}$ such that $k + m \leq n$. Also let $r[k, m]$ denote the $(m + 1)$ -cycle $(k + m \ k + m - 1 \ \dots \ k + 1 \ k)$. Then the Littlewood-Richardson coefficient $c'_{\omega, r[k, m]}$ is non-zero if and only if there exists a Sottile $r[k, m]$ -sequence $(a, b) : \omega \rightarrow \nu$.*
- (2) *Let $m \in \mathbb{N}$ such that $m \leq k \leq n$. Also let $c[k, m]$ denote the $(m + 1)$ -cycle $(k - m + 1 \ k - m + 2 \ \dots \ k \ k + 1)$. Then the Littlewood-Richardson coefficient $c'_{\omega, c[k, m]}$ is non-zero if and only if there exists a Sottile $c[k, m]$ -sequence $(a, b) : \omega \rightarrow \nu$.*

In both cases, $c'_{\omega, r[k, m]} = 1$.

Note that, when exists, a Sottile r -sequence (or a Sottile c -sequence) between two permutations is not necessarily unique. Thus, the above theorem is not bijective. Our aim is to relate the above theorem of Sottile to our Monk's algorithm and state a bijective version using tower diagrams. Our main tool will again be Corollary 4.1.

We describe the algorithm for the first part of Sottile's Theorem. The other one is similar. Given permutations ω and $r[k, m]$ as in Sottile's Theorem. We want to evaluate the product $\mathfrak{S}_\omega \mathfrak{S}_{r[k, m]}$ of the corresponding Schubert polynomials by applying Monk's rule successively. The process goes as follows: We start with the tower diagram \mathcal{T}_ω , and apply Monk's algorithm from the previous section with k . This produces a set $k \cdot \mathcal{T}_\omega$ of tower diagrams. Each diagram in $k \cdot \mathcal{T}_\omega$ is obtained by modifying only two towers of \mathcal{T}_ω and by appending a new cell e_0 . In each diagram, we label e_0 by $(1, a_1, b_1)$ where (a_1, b_1) is the ω -indexes of the modified towers. Notice that the flight number of e_0 is a_1 . Then for each diagram $\mathcal{T}' \in k \cdot \mathcal{T}_\omega$, we apply Monk's algorithm once more with k to obtain a new set of tower diagrams, denoted by $k_{(2)} \cdot \mathcal{T}$. In this case, the new cells are labeled by $(2, a_2, b_2)$ in the same way. We apply this process m -times and obtain a set of tower diagrams $k_{(m)} \cdot \mathcal{T}_\omega$. Note that each tower diagram in $k_{(m)} \cdot \mathcal{T}_\omega$ is partially labeled by the sequence $(1, a_1, b_1), (2, a_2, b_2), \dots, (m, a_m, b_m)$.

In this case the sequence $(a_1, b_1), \dots, (a_m, b_m)$ gives rise to a saturated k -Bruhat chain. Moreover, it is easy to see that any saturated k -Bruhat chain arises in this way. In particular, all Sottile r -sequences appear as labels of certain tower diagrams in this set. Notice that, given a tower diagram $\mathcal{T} \in k_{(m)} \cdot \mathcal{T}_\omega$ with labels $(1, a_1, b_1), \dots, (m, a_m, b_m)$, the sequence $(a_1, b_1), \dots, (a_m, b_m)$ is a Sottile r -sequence if and only if during the above process, if a tower τ is raised at some step i , then it is not modified at any later step. Indeed, by Corollary 4.1, the $\omega^{(i)}$ -index of τ must be b_i , and at a later step, say j , the modified towers have $\omega^{(j)}$ -indexes a_j and b_j . Since, $a_j \neq b_i \neq b_j$, the tower τ is not modified at this step. Thus, by imposing this as a condition in the above process of successive applications of Monk's algorithm, it is possible to construct a set of tower diagrams partially labelled by Sottile r -sequences. However, our aim is to introduce some conditions on the above process so that it only produces one copy of these tower diagrams.

For this aim, let $r[k, m] \cdot \mathcal{T}_\omega$ be the subset of all tower diagrams \mathcal{T} in $k_{(m)} \cdot \mathcal{T}_\omega$ with labels $(1, a_1, b_1), (2, a_2, b_2), \dots, (m, a_m, b_m)$ such that

- (1) $a_1 \geq a_2 \geq \dots \geq a_m$ and
- (2) no two labelled cells are in the same tower of \mathcal{T} .

With this notation, we can state the main result of this section.

Theorem 6.2. *Let ω be a permutation in S_n , $k, m \in \mathbb{N}$ such that $k + m \leq n$. Also let $r[k, m]$ denote the $(m + 1)$ -cycle $(k + m k + m - 1 \dots k + 1 k)$. Then*

$$\mathfrak{S}_\omega \mathfrak{S}_{r[k, m]} = \sum_{\mathcal{T} \in r[k, m] \cdot \mathcal{T}_\omega} \mathfrak{S}_{\omega_{\mathcal{T}}}.$$

The proof of this theorem consists of several steps. The first step is to show that for any permutation ν , if there is a Sottile r -sequence $\omega \rightarrow \nu$, then there is one with specific properties.

Proposition 6.1. *With the above notation, suppose \mathcal{T} is a tower diagram in $k_{(m)} \cdot \mathcal{T}_\omega$ with labels $(1, a_1, b_1), (2, a_2, b_2), \dots, (m, a_m, b_m)$ such that b_i 's are distinct. Then we can rearrange the sequence $(a_1, b_1), \dots, (a_m, b_m)$ as $(a'_1, b'_1), \dots, (a'_m, b'_m)$ in such a way that*

- (1) *there is a tower diagram $\mathcal{T}' \in k_{(m)} \cdot \mathcal{T}_\omega$ with labels $(1, a'_1, b'_1), (2, a'_2, b'_2), \dots, (m, a'_m, b'_m)$,*
- (2) $\omega_{\mathcal{T}} = \omega_{\mathcal{T}'}$ *and*
- (3) $a_1 \geq a_2 \geq \dots \geq a_m$.

Proof. Suppose $a_1 \geq a_2 \geq \dots \geq a_{i-1}$ and $a_i > a_{i-1}$. In this case, since the numbers $a_{i-1}, b_{i-1}, a_i, b_i$ are distinct, we have $t_{a_{i-1}, b_{i-1}} t_{a_i, b_i} = t_{a_i, b_i} t_{a_{i-1}, b_{i-1}}$. Clearly, this exchange respects the lengths of permutations. Thus we can interchange the i -th and $(i - 1)$ -st terms of the sequence and have the first two properties hold. Now we apply the same procedure until we obtain a sequence $a'_1 \geq \dots \geq a'_i$ and continue with the next term until we get a sequence as in (3). As the first two properties hold at any step, they also hold at the end. \square

With this proposition, we can consider the set $\widetilde{k_{(m)} \cdot \mathcal{T}_\omega}$ consisting of the tower diagrams with labels $(1, a_1, b_1), (2, a_2, b_2), \dots, (m, a_m, b_m)$ such that the number a_i are non-increasing and the numbers b_i are distinct. Still we may have some repetitions, that is, we may have the same tower diagram with different labels. The next two lemmas show that this is not the case. The first one is a technical lemma about flight numbers of the new cells, and the second one proves the uniqueness of the shapes.

Lemma 6.1. *Let $\mathcal{T} \in k_{(m)} \cdot \mathcal{T}_\omega$ with new cells c_1, \dots, c_m and labels $(1, a_1, b_1), \dots, (m, a_m, b_m)$. Then $\text{fn}(\mathcal{T}, c_i) = a_i$.*

Proof. Recall that for each $1 \leq i \leq m$, the label a_i is the flight number of the cell c_i in the tower diagram $\mathcal{T}^{(i)} := \mathcal{T}_{\omega^{(i)}}$. We claim that it is still the flight number of the cell c_i in the tower diagram \mathcal{T} . By definition of the flight number of a cell, it is the y -coordinate of the last cell in the flight path of the cell. Thus, this number changes only if there is a change in the flight path. To prove the lemma, we argue to prove that possible changes in the flight path of a new cell during repeated applications of the Monk's rule does not effect the flight number.

Suppose for contradiction, that the label of c_i changes at the j -th step for some $1 \leq i < j \leq m$ and this is the first occurrence of a change in flight numbers. Let τ be the tower containing c_i . In this case, the tower v with $\omega^{(j)}$ -index a_j must be on the right of τ since otherwise it cannot effect the flight path of c_i . There are several cases to consider.

First, the j -th step may append the cell c_j to τ and does not modify any other tower. Then since the flight path of c_i changes, the cell c_j must lie just under the flight path of c_i . Moreover, c_j must be contained in the Schubert path \mathcal{P}^{j-1} of k in $\mathcal{T}^{(j-1)}$. In particular, the Schubert path \mathcal{P}^{j-1} passes under the cell c_i . But this is not possible since necessarily the Schubert path \mathcal{P}^i passes above the cell c_i and it is clear that if $s < t$ then no cell in \mathcal{P}^t can be below the cell in \mathcal{P}^s contained in the same vertical strip. Thus, this case cannot occur.

Now suppose that in the j -th step, the cells e_0, e_1, \dots, e_t are appended to the tower v and $t \geq 1$. Also let ϕ be the tower with ω^{j-1} -index b_j , so it is the tower which is shortened at this step. Then there are three more cases to consider. The tower ϕ can be equal to τ , on the left, or on the right of τ .

In the first case, if $\tau = \phi$, then the cell c_i is moved to the tower v following its flight path. Thus, its flight path is shorter but remains the same on the left of the tower v . Hence its flight number does not change.

Secondly, if ϕ is on the left of τ , then the flight path of c_i necessarily passes from the deleted cells in this tower. Thus, although the flight path of c_i from ϕ to v is modified, it remains the same on the left of v . Hence the flight number of c_i does not change.

Finally, ϕ can be on the right of τ . We claim that this case is not possible. To see this, let e'_1, \dots, e'_t be the cells deleted from ϕ at the j -th step. Therefore, each of these cells must be

able to fly from ϕ to v . But the tower τ is between these two towers, so these cells should be able to pass the tower τ , all with a direct pass or all with a zigzag pass. In order the flight number of c_i to change, the flight path of one of the cells e'_1, \dots, e'_t should pass from the cell c_i . But this means that the height of τ is more than that of ϕ . Now this means that, if we slide the cells in the tower τ from top to bottom till c_i , one of them will erase the top cell of ϕ . But this is not possible since by the construction, these cells must sit on top of some tower. Therefore this case cannot occur, as required. \square

Lemma 6.2. *In the set $k_{(m)} \widetilde{\cdot} \mathcal{T}_\omega$, each shape appears only once.*

Proof. Let \mathcal{T} be a tower diagram in $k_{(m)} \widetilde{\cdot} \mathcal{T}_\omega$ with labels $(1, a_1, b_1), (2, a_2, b_2), \dots, (m, a_m, b_m)$. By the previous lemma, $\text{fn}(\mathcal{T}, c_i) = a_i$, and since the flight number of a cell only depends on the shape of the tower diagram, the multiset of labels a_i are uniquely determined, up to reordering of the repeated terms. Also, if a label a appears only once, then it uniquely determines the corresponding triple (i, a, b_i) . Indeed, the labels a and b_i are determined by the generalized flight number of the cell and i is the order that the cell appears. Thus, the only way to obtain a different label is to reorder the cells with equal flight number. We claim that, even in this case, there is only one choice, that is, to order such cells from left to right.

To prove this, suppose i is the index that the last repetition occurs, so that $a_{i-r-1} > a_{i-r} = \dots = a_i > a_{i+1}$ for some r . Without loss of generality, we can assume that $i = m$ (so a_i is the largest index). First assume that the towers with label a_i, \dots, a_{i-r} are ordered as above, from right to left. Then it is easy to see that the tower diagram \mathcal{T} is the diagram of

$$\omega^{i-r-1} t_{a_{i-r}, b_{i-r}} t_{a_{i-r}, b_{i-r+1}} \dots t_{a_{i-r}, b_i}.$$

Notice that a_{i-r} is common for each of the transpositions.

Now it is clear that there is no other way to obtain the same labelled diagram because the equality

$$t_{\alpha, \beta} t_{\alpha, \gamma} = t_{\alpha, \gamma} t_{\beta, \gamma}$$

is the only way to reorder the above sequence of transpositions and in this case the resulting chain is not k -Bruhat. \square

With this result, we see that the set $k_{(m)} \widetilde{\cdot} \mathcal{T}_\omega$ is in bijection with the set of permutations that appear in the product $\mathfrak{S}_\omega \mathfrak{S}_{r[k, m]}$. Notice that labels of a given diagram in $k_{(m)} \widetilde{\cdot} \mathcal{T}_\omega$ has the property that the flight numbers are non-increasing. Next we show that we can change the condition on the last components of the labels.

Lemma 6.3. *Let $\mathcal{T} \in k_{(m)} \widetilde{\cdot} \mathcal{T}_\omega$ with labels $(1, a_1, b_1), (2, a_2, b_2), \dots, (m, a_m, b_m)$ that satisfies $a_1 \geq \dots \geq a_m$. Then $\mathcal{T} \in k_{(m)} \widetilde{\cdot} \mathcal{T}_\omega$ if and only if no two labelled cells in \mathcal{T} are on the same tower.*

Proof. Suppose $\mathcal{T} \in k_{(m)} \widetilde{\cdot} \mathcal{T}_\omega$. Then by definition, the numbers b_i are distinct. Thus by Corollary 4.1, a tower whose height increases at some step will not decrease again. In particular, the labelled cells do not move during the construction. Hence no two labelled cells can lie on the same tower.

Conversely, suppose $\mathcal{T} \in k_{(m)} \widetilde{\cdot} \mathcal{T}_\omega$ with labels $(1, a_1, b_1), (2, a_2, b_2), \dots, (m, a_m, b_m)$ such that $a_1 \geq \dots \geq a_m$ and that no tower contains more than one labelled cell. We have to prove that the numbers b_i are distinct. By Corollary 4.1, it is sufficient to prove that a raised tower is not modified at a later step. Suppose for contradiction, that this is the case, and $b_i = b_j$ for some indexes $j < i$. In this case, at the i -th step, the towers with $\omega^{(i-1)}$ -indexes a_i and b_i are modified. Note that the tower with $\omega^{(i-1)}$ -index a_i is to be raised and the $\omega^{(i)}$ -index of this tower is b_i . Thus at this step, the other modified tower τ has $\omega^{(i-1)}$ -index b_i and by our assumption, it must be the raised tower at the j -th step.

Notice that the tower τ has a cell labeled with $(1, a_j, b_j)$. Moreover, the $\omega^{(i)}$ -index of τ is a_i and since no tower contains two labelled cells, the tower τ still contains the cell with the above label. Now the bottom empty cell over τ has flight number a_i . Thus we must have $a_i > a_j$. But by our assumption, we must have $a_j \geq a_i$. \square

With this lemma, we can identify the set $\widetilde{k_{(m)} \cdot \mathcal{T}_\omega}$ with the set $r[k, m] \cdot \mathcal{T}_\omega$ and complete the proof of Theorem 6.2.

We summarize the process of obtaining the set $r[k, m] \cdot \mathcal{T}_\omega$ as an algorithm. Given a permutation ω with the tower diagram \mathcal{T} and a row permutation $\mathbf{r}_{k,m} = r[k, m] = s_{k+m} s_{k+m-1} \cdots s_k$.

PIERI'S ROW ALGORITHM

STEP 0: Set $\alpha = m - 1$.

STEP 1: Apply Monk's Algorithm to the pair (\mathcal{T}, k) to construct the set $k \cdot \mathcal{T} = \{\mathcal{T}^1, \mathcal{T}^2, \dots, \mathcal{T}^m\}$. For each j , label the new cell c_j in the diagram \mathcal{T}^j by $(1, a_1, b_1)$ where (a_1, b_1) is the pair of ω -indexes of the modified towers in \mathcal{T} .

STEP 2: Apply Monk's Algorithm to each pair (\mathcal{T}^j, k) for $\mathcal{T}^j \in k \cdot \mathcal{T}$ to construct the union set $k_{(m-\alpha+1)} \cdot \mathcal{T} = \bigcup \{k \cdot \mathcal{T}^j \mid 1 \leq j \leq m\}$, and label the new cells as in Step 1.

STEP 3: Construct the set $r[k, m - \alpha + 1] \cdot \mathcal{T}$ by appending a diagram \mathcal{U} in $k_{(m-\alpha+1)} \cdot \mathcal{T}$ if and only if

- (1) no two labelled cells in \mathcal{U} are not in the same tower of \mathcal{U} and
- (2) the labels of \mathcal{U} satisfies $a_1 \geq a_2 \geq \dots \geq a_{(m-\alpha+1)}$.

STEP 4: Set $\alpha = \alpha - 1$. If $\alpha > 0$, set $k \cdot \mathcal{T} = r[k, m - \alpha] \cdot \mathcal{T}$ and apply Step 2 with the set $k \cdot \mathcal{T}$.

Example 6.1. We illustrate the above algorithm with an example. Let $\omega = s_5 s_6 s_4 s_3 s_4 \in S_7$. Then the tower diagram of ω with the ω -indexes is given as follows.

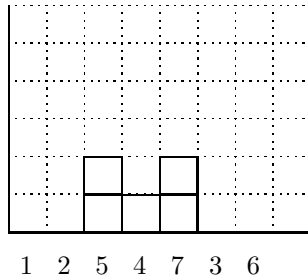


FIGURE 12.

We evaluate the product $\mathfrak{S}_\omega \mathfrak{S}_{r[3,2]}$ using the above algorithm. We skip details. First by applying Monk's Algorithm, we obtain the three diagrams shown in Figure 13. We denote these diagrams by $\mathcal{T}^1, \mathcal{T}^2, \mathcal{T}^3$ from left to right. To fit in the cells, we write the label $(1, a_1, b_1)$ as $1_{b_1}^{a_1}$

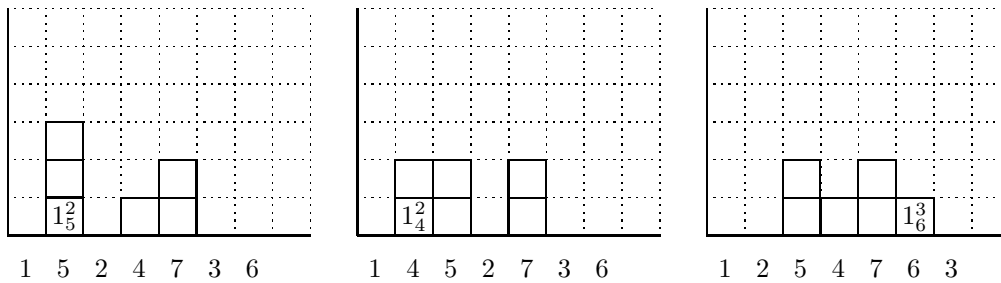


FIGURE 13.

We apply Monk's algorithm to these tower diagrams and obtain the following list of diagrams. Each of the diagrams is denoted using the above naming, so the first tower diagram from left in Figure 14, is denoted by $\mathcal{T}^{1,1}$. Now we see that among these 9 tower diagrams, only two of them, $\mathcal{T}^{1,1}$ and $\mathcal{T}^{2,1}$ do not induce a Sottile r-sequence, and each contains a tower with two labelled cells. With respect to their shapes, the remaining tower diagrams are partitioned as $\{\mathcal{T}^{1,2}\}, \{\mathcal{T}^{1,3}, \mathcal{T}^{3,1}\}, \{\mathcal{T}^{2,2}\}, \{\mathcal{T}^{2,3}, \mathcal{T}^{3,2}\}, \{\mathcal{T}^{3,3}\}$. Now it is clear that we can choose one tower diagram from each part so that we have $a_1 \geq a_2$. Thus, putting $\omega^{i,j} = \omega_{\mathcal{T}^{i,j}}$, we get

$$\mathfrak{S}_\omega \mathfrak{S}_{r[3,2]} = \mathfrak{S}_{\omega^{1,2}} + \mathfrak{S}_{\omega^{3,1}} + \mathfrak{S}_{\omega^{2,2}} + \mathfrak{S}_{\omega^{3,2}} + \mathfrak{S}_{\omega^{3,3}}.$$

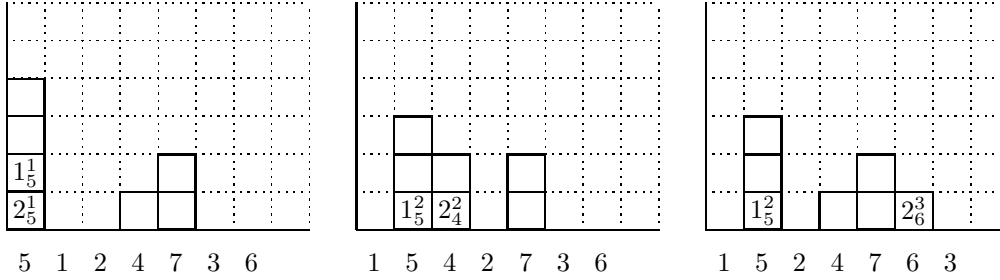


FIGURE 14.

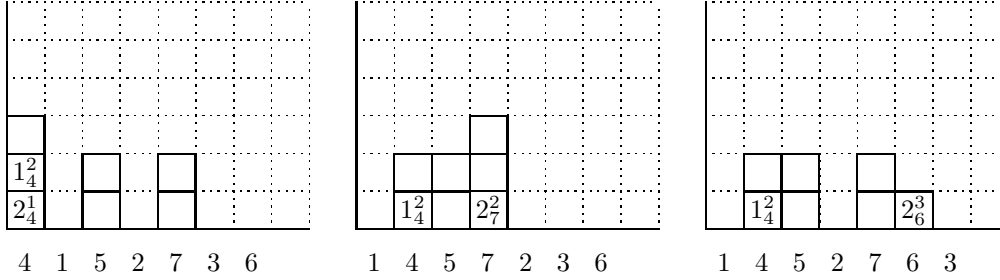


FIGURE 15.

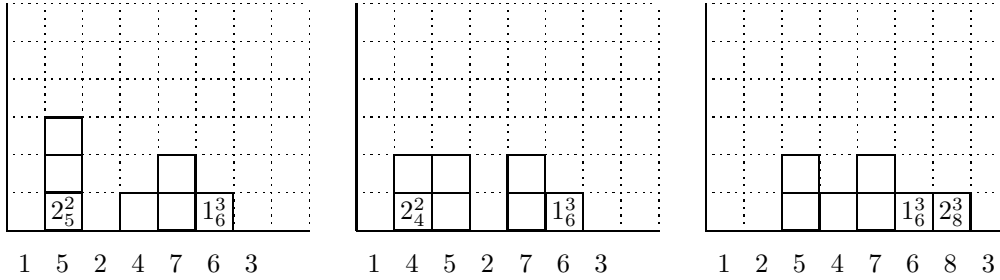


FIGURE 16.

Remark 6.1. For each permutation $\omega_{\mathcal{T}}$ with $\mathcal{T} \in r[k, m] \cdot \mathcal{T}_{\omega}$, it is also possible to choose another diagram $\mathcal{T}' \in k_{(m)} \cdot \mathcal{T}_{\omega}$, in a unique way, such that the corresponding sequence a_1, \dots, a_m is non-decreasing. This version coincides with Kogan-Kumar version of Sottile's Theorem given in [11]. Note that their version has an extra condition which already holds in our version. Also the version originally conjectured by Bergeron and Billey in [1] and proved by Sottile in [16] can be obtained using the techniques of this section.

We can modify the above arguments to obtain a bijective version of the second part of Sottile's Theorem. We only state the result and leave the proof as an easy exercise.

Theorem 6.3. Let ω be a permutation in S_n , $k, m \in \mathbb{N}$ such that $m \leq k \leq n$. Also let $c[k, m]$ denote the $(m+1)$ -cycle $(k-m+1 \dots k+1)$. Let $c[k, m] \cdot \mathcal{T}_{\omega}$ be the subset of $k_{(m)} \cdot \mathcal{T}_{\omega}$ consisting of tower diagrams \mathcal{T} with labels $(1, a_1, b_1), \dots, (m, a_m, b_m)$ such that $b_1 \geq b_2 \geq \dots \geq b_m$ and no two labelled cell have the same flight number (equivalently, with distinct numbers a_i). Then

$$\mathfrak{S}_{\omega} \mathfrak{S}_{c[k, m]} = \sum_{\mathcal{T} \in c[k, m] \cdot \mathcal{T}_{\omega}} \mathfrak{S}_{\omega_{\mathcal{T}}}.$$

Example 6.2. In the above example, we applied Monk's algorithm twice with $k = 3$. The same set of tower diagrams can be used to evaluate the product $\mathfrak{S}_{\omega} \mathfrak{S}_{c[3, 2]}$. Indeed, in this case, we look for tower diagrams with labels determined as in the above theorem. One gets

$$\mathfrak{S}_{\omega} \mathfrak{S}_{c[3, 2]} = \mathfrak{S}_{\omega^{1, 1}} + \mathfrak{S}_{\omega^{2, 1}} + \mathfrak{S}_{\omega^{3, 1}} + \mathfrak{S}_{\omega^{3, 2}}.$$

REFERENCES

- [1] N. Bergeron, S. Billey, *RC-graphs and Schubert polynomials*, Experiment. Math. 2 (4), (1993), 257–269.
- [2] I. N. Bernstein, I. M. Gelfand, S. I. Gelfand, *Schubert cells and cohomology of the spaces G/P* , Russian Math. Surveys 28, (1973), 1–26

- [3] S. Billey, W. Juckosch, R. Stanley *Some combinatorial properties of Schubert polynomials*, J. Alg. Combin. 2, (1993), 345–374.
- [4] O. Coşkun, M. Taşkın, *Tower tableaux*, J. Combin. Theory Ser. A. 120 (4), (2013), 843–871.
- [5] O. Coşkun, M. Taşkın, *Tower tableaux and Schubert polynomials*, 120 (8), (2013), 1976–1995.
- [6] M. Demazure, *Désingularization des variétés de Schubert généralisées*, Ann. Sci. Ec. Norm. Sup. (Paris) 7 (1974), 53–58.
- [7] S. Fomin, C. Greene, V. Reiner, M. Shimozono, *Balanced labellings and Schubert polynomials*, European J. Combin. 18 (4), (1997), 373–389.
- [8] S. Fomin, A. N. Kirillov, *Yang-Baxter equation, symmetric functions, and Schubert polynomials*, Proceedings of 5th International Conference on Formal Power Series and Algebraic Combinatorics, Firenze (1993) 215–229.
- [9] S. Fomin, R. Stanley, *Schubert polynomials and the nilCoxeter algebra*, Adv. Math. 103 (1994), 196–207.
- [10] M. Kogan, *Generalisation of Schensted insertion algorithm to the case of hooks and semi-shuffles*, J. Combin. Theory Ser. A. 102 (2003), 110–135.
- [11] M. Kogan, A. Kumar, *A Proof of Pieri’s Formula Using the Generalized Schensted Insertion Algorithm for RC-Graphs*, Proc. Amer. Math. Soc. 130 (9), (2002), 2525–2534.
- [12] A. Lascoux, M.P. Schützenberger, *Polynômes de Schubert*, C. R. Acad. Sci. Paris Sér. I Math. 294 (13), (1982), 447–450.
- [13] I. G. Macdonald, *Notes on Schubert polynomials*, Publications du LACIM 6, Université du Québec à Montréal (1991).
- [14] D. Monk, *The geometry of flag manifolds*, Proceedings of the London Mathematical Society. Third Series 9 (2), (1959), 253–286.
- [15] C. Lenart, *Noncommutative Schubert Calculus and Grothendieck Polynomials*, Advances in Mathematics, 143, (1999), 159–183.
- [16] F. Sottile, *Pieri’s formula for flag manifolds and Schubert polynomials*, Annales de l’institut Fourier, 46 (1), (1996), 89–110.

OLCAY COŞKUN: BOĞAZIÇI ÜNİVERSİTESİ, MATEMATİK BÖLÜMÜ 34342 BEBEK, İSTANBUL, TURKEY

MÜGE TAŞKIN: BOĞAZIÇI ÜNİVERSİTESİ, MATEMATİK BÖLÜMÜ 34342 BEBEK, İSTANBUL, TURKEY