

On Lepton Flavor Universality in Top Quark Decays

Jernej F. Kamenik,^{1,2,*} Andrey Katz,^{3,4,†} and Daniel Stolarski^{5,‡}

¹*Jožef Stefan Institute, Jamova 39, 1000 Ljubljana, Slovenia*

²*Faculty of Mathematics and Physics,*

University of Ljubljana, Jadranska 19, 1000 Ljubljana, Slovenia

³*Theoretical Physics Department, CERN, Geneva, Switzerland*

⁴*Département de Physique Théorique and Center for Astroparticle Physics (CAP),*

Université de Genève, 24 quai E. Ansermet, CH-1211, Geneva 4, Switzerland

⁵*Ottawa-Carleton Institute for Physics, Carleton University*

1125 Colonel By Drive, Ottawa, Ontario K1S 5B6, Canada

Abstract

We propose a novel strategy to test lepton flavor universality (LFU) in top decays, applicable to top pair production at colliders. Our proposal exploits information in kinematic distributions and mostly hinges on data-driven techniques, thus having very little dependence on our theoretical understanding of top pair production. Based on simplified models accommodating recent hints of LFU violation in charged current B meson decays, we show that existing LHC measurements already provide non-trivial information on the flavor structure and the mass scale of such new physics (NP). We also project that the measurements of LFU in top decays at the high-luminosity LHC could reach a precision at the percent level or below, improving the sensitivity to LFU violating NP in the top sector by more than an order of magnitude compared to existing approaches.

*Electronic address: jernej.kamenik@ijs.si

†Electronic address: andrey.katz@cern.ch

‡Electronic address: stolar@physics.carleton.ca

Contents

I. Introduction	2
II. Effective field theory of LFU violation in top and B physics	4
III. Simplified models of LFU violation in top decays	6
IV. Bounds on top LFU violation from current measurements	7
V. Basic Idea: LFU probe via b-jet energies	10
VI. Implementation and discussion of uncertainties	13
A. Details of simulations	13
B. Analysis	16
C. Results	21
VII. Summary and Conclusions	24
Acknowledgments	26
A. NP Effects on Peak Location of E_b Distribution	26
References	28

I. INTRODUCTION

Lepton flavor universality (LFU) of weak interactions is one of the key predictions of the Standard Model (SM). It has been well tested directly in on-shell W and Z decays at LEP [1, 2]. Pion, kaon, charm and tau decays have also been studied extensively in the past, confirming LFU to a precision ranging between a percent and a per-mille level [1]. Recently, however, hints of violation of LFU at the level of 20% have appeared in measurements of charged current mediated semi-tauonic B meson decays [3] as well as in rare flavor changing neutral current mediated semi-muonic and semi-electronic B meson decays [4–6]. These hints might indicate beyond SM contributions to weak interactions of third and second generation SM fermions (see e.g. Refs. [7–11] and [12–16] for some general analyses). On the one hand

it is imperative to verify the intriguing results in B decays with additional observables both involving b -hadrons, but as well in other flavor sectors of the theory. More generally LFU observables can be predicted with high accuracy within the SM and are typically also very clean experimentally. Thus they form key tests of the SM flavor sector and also important vectors in the search for hints of possible new physics (NP) indirectly.

LFU in top decays is currently much less established experimentally. The precision of existing LHC measurements of the top decay branching fractions to final states involving a τ lepton is at the 20% level and already limited by systematic uncertainties [17, 18]. Despite this relatively poor precision, we find that these searches have comparable sensitivity to new physics for mediators lighter than the top mass. If, on the other hand, the new mediators are heavier than the top mass, the effects in top physics become significantly smaller.

In the present work we propose a novel experimental strategy that can improve the sensitivity of top decay measurements at the LHC to the presence of possible LFU violating NP by more than an order of magnitude. The key insight is that heavy (off-shell) NP contributions to $t \rightarrow b\tau\nu$ decays will result in final state distributions distinctly different from the SM two-body $t \rightarrow Wb$ kinematics. This can be used to probe tiny LFU violating effects in localized regions of phase-space which might be averaged out in the integrated total rate measurements. In addition, we propose several data-driven techniques in order to leverage sufficient control over possible systematic effects. As we will show, this opens up the possibility to probe sub-percent level LFU violating effects at the (HL) LHC.

The remainder of the paper is structured as follows: in Secs. II and III we introduce examples of possible LFU violating NP affecting charged current top decays both in the language of effective field theory, and in terms of simplified models, respectively. In Sec. IV we review the existing measurements of LFU in top decays and derive the corresponding constraints on our NP examples. Sec. V contains a basic introduction to our search strategy and a demonstration of its discriminating power against possible LFU violating NP at parton level. This is followed in Sec. VI by the description of the explicit implementation of our method including a detailed discussion of the related systematic uncertainties and control thereof. Finally, a recap of our main results and our conclusions are presented in Sec. VII. Some analytic results regarding the NP effects on the b -quarks energy peak are relegated to the appendix.

II. EFFECTIVE FIELD THEORY OF LFU VIOLATION IN TOP AND B PHYSICS

We start our discussion of possible LFU effects in top physics in an effective field theory (EFT) language, suitable for phenomenological studies in presence of heavy NP. In particular, provided new degrees of freedom are much heavier than the energy scales relevant to top decays, one can describe the most general departures from the SM predictions in charged current (semi) tauonic top quark transitions in terms of only a few effective operator structures¹ appearing at the lowest operator dimension (six) [8]. Below the weak scale one can thus describe the relevant EFT including the leading NP LFU violating contributions as

$$\mathcal{L}_{\text{EFT}} = \mathcal{L}_{\text{SM}} + \frac{1}{\Lambda^2} \sum_{i,q} C_i^q \mathcal{O}_i^q + \text{h.c.}, \quad (1)$$

where Λ is the EFT cut-off (or matching) scale, C_i^q are the relevant Wilson coefficients and \mathcal{O}_i^q the corresponding EFT operators involving a quark of flavor q . For simplicity we assume C_i^q to be real. In the following we restrict our discussion to operators, which (1) can be related (either via the SM $SU(2)_L$ gauge invariance or through rotations in quark flavor space) to operators mediating semitauonic B-meson weak decays, and (2) can be most easily matched in the UV to well defined simplified models – SM extensions with a single new field in some SM gauge representation. Only few particular combinations of \mathcal{O}_i^q satisfy both criteria [8]. Defining the set of operators

$$\begin{aligned} \mathcal{O}_{VL}^q &= (\bar{q}\gamma_\mu P_L b)(\bar{\tau}\gamma^\mu P_L \nu_\tau), & \mathcal{O}_{SL}^q &= (\bar{q}P_L b)(\bar{\tau}P_L \nu_\tau), \\ \mathcal{O}_{TL}^q &= (\bar{q}\sigma_{\mu\nu} P_L b)(\bar{\tau}\sigma^{\mu\nu} P_L \nu_\tau), & \mathcal{O}_{SR}^q &= (\bar{q}P_R b)(\bar{\tau}P_L \nu_\tau), \end{aligned} \quad (2)$$

where $P_{R,L} \equiv (1 \pm \gamma_5)/2$, the following parameter benchmark points have been found to reproduce the current experimental results and can be matched to well defined simplified models [8]: (a) $\bar{C}_{VL}^c = 0.18(4)$, (b) $\bar{C}_{SL}^c \simeq -1.02$ and $\bar{C}_{SR}^c \simeq 1.25$, and finally (c) $-2\bar{C}_{SL}^c = 8\bar{C}_{TL}^c = -0.46(9)$, where we have used a short-hand notation $\bar{C}_i^q \equiv C_i^q(1\text{TeV}/\Lambda)^2$. While these values are chosen to reproduce recent observational hints for LFU violation in charged

¹ In the following we do not consider the possibility that the missing energy signature of SM neutrinos in weak decays is mimicked by the presence of new light neutral particles. See however the related discussion in Refs. [7, 19].

current B decays, they can be also reinterpreted as representative of the size of LFU violating NP within reach of current precision B decay measurements.

In order to relate departures from LFU of weak charged current interactions in the bottom and top quark sectors one also needs to specify the quark flavor structure of NP. In light of severe constraints on new sources of quark and lepton flavor violation coming from FCNC observables and CKM unitarity tests (see e.g. Ref. [20]), it is prudent to assume CKM-like hierarchies between the strengths of the various $b \leftrightarrow q$ flavor conversions, where $q = u, c, t$. In particular we employ $C_i^c/C_i^t = V_{cb}/V_{tb}$, where V_{qb} are the relevant CKM elements. Relaxing this assumption leads to a straightforward rescaling of our results relating top and B physics observables which we briefly discuss in the final section. Translating the B physics benchmarks to top decays we obtain the expected deviations in the $t \rightarrow b\tau\nu$ decay branching fraction ($\delta\mathcal{B}_\tau \equiv \mathcal{B}_\tau/\mathcal{B}_\tau^{\text{SM}} - 1$) as

$$(a) \quad \delta\mathcal{B}_\tau = 1.8 \times 10^{-5} \bar{C}_{VL}^t + 2.0 \times 10^{-5} (\bar{C}_{VL}^t)^2, \quad (3a)$$

$$(b) \quad \delta\mathcal{B}_\tau = 5.1 \times 10^{-6} [(\bar{C}_{SL}^t)^2 + (\bar{C}_{SR}^t)^2], \quad (3b)$$

$$(c) \quad \delta\mathcal{B}_\tau = 5.1 \times 10^{-6} (\bar{C}_{SL}^t)^2 + 2.4 \times 10^{-4} (\bar{C}_{TL}^t)^2. \quad (3c)$$

We first note that, while a strict EFT power counting would require to truncate the expansion of the above expressions at leading order in \bar{C}_i^t , keeping also $(\bar{C}_i^t)^2$ terms simplifies matching to dynamical NP models defined below. Inserting the values of the Wilson coefficients preferred by B decay data and assuming CKM-like flavor structure of NP, we observe that the expected effects are tiny and will be extremely challenging to probe. Here we also emphasize that although the deviations, motivated by the B physics hints, imply $\mathcal{O}(10^{-5})$ deviations from the SM predicted values, the current bounds are four orders of magnitude larger. Irrespective of their connections to B physics, any significant improvement from the current $\mathcal{O}(20\%)$ sensitivity detailed in Sec IV is clearly worth pursuing.

Furthermore, as we will see in Sec V the interference effects of the NP with the SM might play an important role in the techniques that we propose. However, in the cases (b) and (c), the linear (interference) terms are suppressed by the τ or b -quark masses and thus completely negligible. Even in case (a) terms quadratic in \bar{C}_i^t still dominate over interference effects for the currently preferred parameter values. The smallness of the linear terms in this case can be simply understood by considering the partially integrated decay width as a function of the leptonic invariant mass squared $d\Gamma/dm_{\tau\nu}^2$, where $m_{\tau\nu}^2 = (p_\tau + p_\nu)^2$. In the

SM the overwhelming contribution to the width comes from the W pole near $m_{\tau\nu}^2 = m_W^2$. The NP EFT contributions on the other hand are analytic in $m_{\tau\nu}^2$. The interference terms then pick up a phase rotation of π when integrating close the W pole. Since numerically the W width is much smaller than its mass which is furthermore roughly half the top mass, the interference contributions to $d\Gamma/dm_{\tau\nu}^2$ of opposite signs when integrated above and below the W mass squared are comparable in size and cancel to a large extent.

III. SIMPLIFIED MODELS OF LFU VIOLATION IN TOP DECAYS

The EFT description discussed above fails at the mass scale of NP (Λ) where it should be matched onto a dynamical model involving new degrees of freedom. If the higher dimension operators are generated at tree level, the matching implies the presence of new EM charged particles. Existing LEP bounds [21–23] then require $\Lambda \gtrsim 100$ GeV. While this confirms the EFT treatment of the B decays as adequate, the same is not necessarily true for the top decays. We thus introduce three simplified models (containing few fields beyond the SM, not necessarily renormalizable) which can be matched onto the EFT benchmarks relevant for B physics. In particular Model (a) consists of a massive charged spin-1 field (\mathcal{V}^-) with the relevant Lagrangian given by

$$\begin{aligned} \mathcal{L}^{(a)} = & \mathcal{L}_{\text{SM}} + \frac{1}{4} \mathcal{V}_{\mu\nu}^+ \mathcal{V}^{-\mu\nu} - m_{\mathcal{V}}^2 \mathcal{V}_\mu^+ \mathcal{V}^{-\mu} \\ & + [g_b \sum_q V_{qb} \bar{q} \mathcal{V}^+ P_L b + g_\tau \bar{\tau} \mathcal{V}^- P_L \nu_\tau + \text{h.c.}], \end{aligned} \quad (4)$$

where $\mathcal{V}^+ \equiv (\mathcal{V}^-)^\dagger$ and $\mathcal{V}_{\mu\nu}^\pm \equiv \partial_\mu \mathcal{V}_\nu^\pm - \partial_\nu \mathcal{V}_\mu^\pm$. The EFT tree level matching conditions are then simply $C_{VL}^q/\Lambda^2 = g_\tau g_b V_{qb}/m_{\mathcal{V}}^2$ with all other $C_i^q = 0$. Models of this type have been considered in Refs. [24–26]. Model (b) instead consists of a charged scalar (ϕ^-)

$$\begin{aligned} \mathcal{L}^{(b)} = & \mathcal{L}_{\text{SM}} + \partial_\mu \phi^+ \partial^\mu \phi^- - m_\phi^2 \phi^+ \phi^- \\ & + [\sum_q V_{qb} \phi^+ (y_\phi^L \bar{q} P_L b + y_\phi^R \bar{q} P_R b) + y_\phi^\tau \phi^- \bar{\tau} P_L \nu_\tau + \text{h.c.}], \end{aligned} \quad (5)$$

where now $\phi^+ \equiv (\phi^-)^\dagger$ and the tree-level matching conditions read $C_{SL}^q/\Lambda^2 = y_\phi^L y_\phi^\tau V_{qb}/m_\phi^2$, $C_{RL}^q/\Lambda^2 = y_\phi^R y_\phi^\tau V_{qb}/m_\phi^2$ with all other $C_i^q = 0$. Such dynamics typically appears in two Higgs doublet models and has been studied extensively (see e.g. Refs. [27, 28]). Finally, benchmark point (c) can be matched onto models of leptoquarks [29], as considered for

example in Ref. [30]. These being colored particles they can be efficiently pair produced at hadron colliders if within kinematical reach leading in turn to existing bounds on their masses much above the top quark mass [31, 32]. Consequently we do not consider a dynamical model for (c) but work within the EFT as defined in the previous section even when discussing top decays.

IV. BOUNDS ON TOP LFU VIOLATION FROM CURRENT MEASUREMENTS

While no dedicated experimental tests of LFU have yet been performed using the Tevatron or especially the large existing LHC top quark datasets, the branching fractions of top decays to final states involving different lepton flavors have already been measured individually. The currently most precise determination yields [17]

$$\mathcal{B}_e = 13.3(4)(4)\%, \quad \mathcal{B}_\mu = 13.4(3)(5)\%, \quad \mathcal{B}_{\tau_h} = 7.0(3)(5)\%, \quad (6)$$

where $\mathcal{B}_\ell \equiv \mathcal{B}(t \rightarrow b\ell E_{\text{miss}})$ and E_{miss} denotes missing energy carried away by neutrinos. The values in the first (second) parentheses refer to statistical (systematic) uncertainties. The modes with light leptons include contributions also from intermediate leptonic τ decays, while the τ_h mode only accounts for τ 's identified from their hadronic decays. All three modes are in agreement with SM LFU expectations at the one sigma level. Solving the coupled system we can conclude that currently LFU in top decays is tested at the 5 – 10% uncertainty level between the e and μ flavors, and 15 – 25% between the τ and the light lepton flavors, depending on the correlations of systematic uncertainties between the three modes.²

Unfortunately, since these measurements assume SM kinematics in top decays, in particular the chain $t \rightarrow bW, W \rightarrow \ell\nu$, their results cannot be directly applied to NP models. To estimate the sensitivity of such measurements to NP contributions we recast the measurement including contributions of simplified Model (a). The chiral structure of interactions in this model is identical to SM and the experimental signatures coincide exactly in the limit $m_\gamma = m_W$. We simulate the NP signal and the SM events using `MadGraph5_aMC@NLO` [33] and `Feynrules 2` [34] implementation of the model. After `Pythia 8` [35] showering and

² The upper/lower limits of the ranges are obtained by including the systematic uncertainties in the measurements as uncorrelated or completely correlated, respectively.

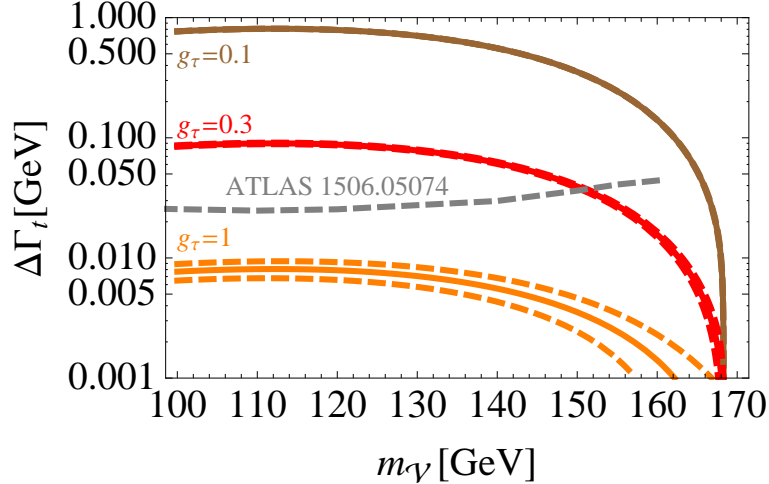


Figure 1: The NP contribution to the total top width ($\Delta\Gamma_t$) in the simplified Model (a). For each pair of values of g_τ and m_ν we choose the corresponding value of g_b to accommodate the current B physics results, with the dashed lines indicating the 1σ band around the central values (solid lines). The grey dashed line indicates the ATLAS constraint from the top quark branching ratios measurements [17]. See text for details.

hadronization we employ `Delphes 3` [36] for fast detector simulation and impose selection and isolation cuts matching those of Ref. [17] for the various signal categories. In the SM case we obtain reasonable agreement with the reported acceptance times efficiency ($(\epsilon\mathcal{A})_{\text{SM}}$) values of Ref. [17]. We then use the ratio $(\epsilon\mathcal{A})_{\text{NP}}/(\epsilon\mathcal{A})_{\text{SM}}$ to estimate the relative efficiency and acceptance corrections due to the different NP kinematics. We find that these corrections range between 10% at $m_\nu = 100$ GeV, to 50% at $m_\nu = 160$ GeV reducing the sensitivity to larger ν masses. Since in this model $\mathcal{B}(\nu \rightarrow \tau\nu) \simeq 1$, mostly \mathcal{B}_{τ_h} in Eq. (6) is affected and we use this measurement to constrain the relevant parameter space. After fixing the effective \bar{C}_{VL}^b to the value allowed/preferred by B physics and accounting for the efficiency corrections discussed above, we obtain the constraints on the Model (a) parameters in Fig. 1.

We observe that since for a fixed ν mass, B physics constrains the product of couplings $g_b g_\tau$, the effect in \mathcal{B}_{τ_h} (or equivalently in this model the modification of the total top width $\Delta\Gamma_t$) increases towards *smaller* values of g_τ . This leads to relevant constraints on the model parameter space for $m_\nu \lesssim 160$ GeV bounding g_τ from below.

On the other hand, dedicated searches for top decays to charged scalars in turn decaying

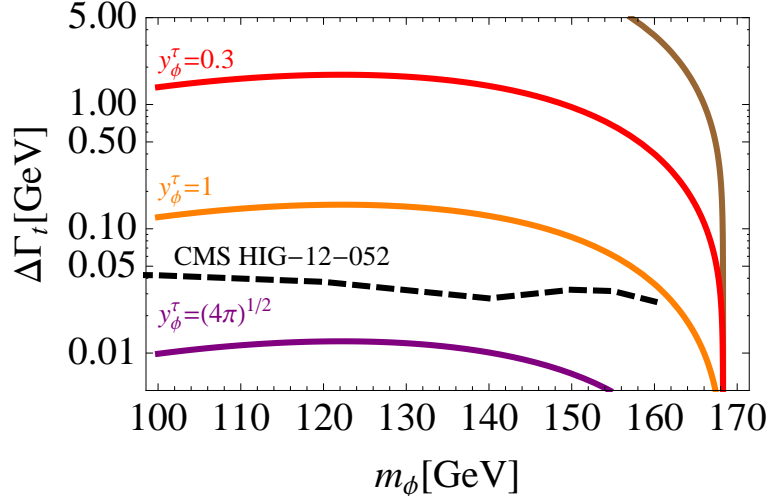


Figure 2: The NP contribution to the total top width in the simplified Model (b). For each value of y_ϕ^τ we choose the maximal possible value of $y_\phi^{L,R}$ to satisfy the current B physics constraints. The black dashed line indicates the constraints from the CMS search for the top decays to charged scalars [18]. See text for details.

to τ leptons ($t \rightarrow b\phi, \phi \rightarrow \tau\nu$) have been performed [18] and can easily be applied to our dynamical models of LFU violation, in particular to Model (b) when $m_\phi \lesssim m_t - m_B$. Again fixing the products of the ϕ couplings to SM fermions to B physics data we obtain the constraints on the Model (b) parameters in Fig. 2. Also in this case the bounds coming from top decays are already complementary to B decays in restricting the allowed parameters space at $m_\phi \lesssim 160$ GeV to large y_ϕ^τ couplings. One can also consider direct pair-production of the mediators via EW processes, with subsequent decay to $\tau\tau + \text{MET}$. These searches exist in the context of SUSY, but due to a challenging signature and small cross sections the bounds are not yet competitive [37].

From both Figures and also Eqs. (3a)-(3c), it is clear that once the NP degrees of freedom cannot be produced on-shell, current measurements of top decays become ineffective in constraining violations of LFU or respectively the related NP parameters at any appreciable level. In that regime, one can do direct searches for the NP state produced in association with third generation quarks [38–42], but the limits will be model dependent. For example, the most recent ATLAS searches for charged bosons produced in association with top and b -quarks, and decaying to $t\bar{b}$ [42] or $\tau\nu$ [41] are in principle sensitive to our simplified models, especially in the low mass range around 200 GeV. However, such bounds may be avoided in

more complete models, if for example the on-shell mediators predominantly decay to pairs of lighter (e.g. $c\bar{s}$) quarks, leading to multi-jet final states.

V. BASIC IDEA: LFU PROBE VIA b -JET ENERGIES

As we saw in the previous section, constraining LFU violating NP in top decays through leptonic branching ratio measurements quickly becomes infeasible. Models with NP degrees of freedom heavier than the top populate the full three-body decay phase-space while the SM predictions are dominated by two-body kinematics. This results in highly suppressed NP effects easily swamped by systematic uncertainties in the current LHC measurements, as well as, probably, at future colliders.

Here we propose another strategy, exploiting precisely the kinematic properties of the SM top decays. The dominant two-body top decays into b and W yield a very characteristic distribution of b -quark energies in the detector frame. Neglecting for the moment the b -quark mass, its energy in the top rest frame is given by

$$E_b^* = \frac{m_t^2 - m_W^2}{2m_t}. \quad (7)$$

Then, for a given boost γ to the lab frame, if the mother particle, namely the top, is unpolarized, the distribution of the lab frame energies is expected to be flat between the energy values $E_b^*(\gamma \pm \sqrt{\gamma^2 - 1})$. This leads to a rectangular distribution for each given boost γ . All the rectangles contain the original value E_b^* which is actually the only energy value included in the energy distribution for any boost. Ref. [43] has shown explicitly that while the distribution itself depends on the distribution of the boosts $g(\gamma)$ among the events, the peak of the distribution, assuming that the tops are unpolarized, is exactly at E_b^* , and that this feature is insensitive to the details of the function $g(\gamma)$. Since the peak of the distribution in Eq. (7) is sensitive to the mass of the top quark, this allows a robust and independent determination of the top-quark mass [44]. Such a measurement was recently implemented by the CMS collaboration in Ref. [45].

The above observation is a simple consequence of the two-body kinematics and ceases to hold for three-body decays (see [46] for a detailed discussions of various aspects of such kinematics). In fact, in the case of the three-body decays, even in the rest frame of the

decaying top the energy of the b -quark is given by

$$E_b^* = \frac{m_t^2 - m_{l\nu}^2}{2m_t}, \quad (8)$$

where $m_{l\nu}$ is the invariant mass of the lepton and the neutrino, which will vary across events. Therefore, the energy distribution of the b -quarks in the three body decays is fundamentally different from the two-body ones.

In the case of a heavy mediator that contributes to the LFU violating top decays, the effects of the induced three-body decays (either direct or via the interference with the SM two-body decay) will manifest in small deviations from the SM in the distribution of the b -quark energies. The peak of the energy distribution will be essentially unmoved by new physics as shown in App. A. On the other hand, the distribution around the peak does change more significantly due to the different kinematics of the events convoluted by the boosts that pass the kinematic cuts. This feature is less robust than the peak location, and therefore, unlike in the top mass measurement [44, 45], we will have to leverage some control over the boost distribution of the events. As we will later show however, it can nonetheless be highly sensitive to the presence of LFU violating charged currents in the top sector.

We demonstrate the above observations at the parton level in Fig. 3, where we have simulated 13 TeV LHC top pair production and decays at LO in QCD using `MadGraph5_aMC@NLO` [33]. First we notice that the peak of the b -quark energy distribution is around 68 GeV, as expected from Eq. (7). We also consider our NP models (a) and (b), where the top is also allowed to decay via an off-shell vector or scalar boson, respectively. We plot the corresponding b -quark energy distributions, normalized to the SM one on the right plot for the model parameters $m_\gamma = 200$ GeV and $g_\tau g_b = 5$ (in green), $m_\gamma = 333$ GeV and $g_\tau g_b = 4.5$ (in blue) and $m_\phi = 333$ GeV and $y_\phi^L y_\phi^\tau = -2.6$, $y_\phi^R y_\phi^\tau = 3.1$ (in red). In these examples, the NP effects on the total $t \rightarrow b\tau\nu$ branching ratio are $\delta\mathcal{B}_\tau = 4\%$, 0.3% and 0.1% , respectively. Except possibly for the first scenario, these effects are too small to be detected directly even at HL LHC.

As expected, in a fraction of events with NP contribution the lepton and the neutrino do not reconstruct the W mass, and the b -quark energy distributions shift around the peak. The most affected bins are those at relatively low energies. This is generally compensated by a broad, less pronounced deficit or excess, depending on the NP model, in the higher energy bins (cf. right panel of Fig. 3). While the differences between the distributions look

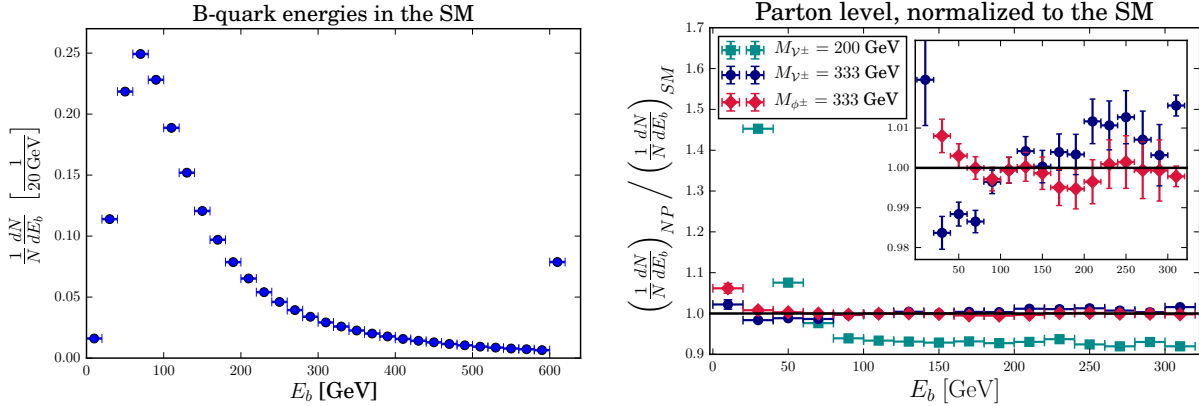


Figure 3: **Left:** the normalized distribution of the lab frame b -quark energies in SM top quark decays simulated at parton level coming from top pair production at the 13 TeV LHC. **Right:** the ratio of normalized b -quark energy distribution in NP to the same distribution in the SM. We use the following NP scenarios: Model (a) with $m_\nu = 333$ GeV and $g_\tau g_b = 4.5$ (blue circles), Model (a) with $m_\nu = 200$ GeV and $g_\tau g_b = 5$ (green squares), and Model (b) with $m_\phi = 333$ GeV and $y_\phi^L y_\phi^\tau = -2.6$, $y_\phi^R y_\phi^\tau = 3.1$ (red diamonds). The inset plot shows the data of the blue and red series magnified. All the error bars are statistical based on two million simulated Monte Carlo (MC) events, where Poisson statistics is assumed and with vanishing correlation between the bins. The last bin in all distributions includes overflow.

promising, as we will see in Sec. VI, discernible effects in a more realistic analysis with hadronic b -jets will be suppressed due to experimental acceptances and other sources of systematics that we will discuss in detail. Finally, since we only have limited theoretical control over the b -quark energy distributions in top pair production and decays, we will exploit the strategy of the right panel of Fig. 3 by comparing the b -energy distributions *directly among datasets with different lepton flavors*.

In our further analysis we assume that NP contributions to the decays of the tops into light leptons can be safely neglected. The main idea of the analysis that we propose is then as follows: tightly select all the $\tau_h \ell$ top decays, where τ_h denotes a τ -tagged hadronic jet and $\ell = e, \mu$, and compare the resulting distribution of the b -jet energies to the one measured in the $e\mu$ top decay sample. The $e\mu$ channel is chosen as the cleanest one, least contaminated by non- $t\bar{t}$ backgrounds. Therefore, we do not have to cut on lepton invariant mass in the Z -window, which could potentially bias the b -jet distributions. Essentially we

look for features in the ratio between the b -jet energy distributions of the $\ell\tau_h$ sample and the $e\mu$ sample, similar to the right plot in Fig. 3.

Since we would like to tightly control the boost distribution of the $\ell\tau_h$ signal and the $e\mu$ control sample, we have to worry about systematic biases of this procedure. The most important effects come from experimental selection of events which is in general different for samples with different lepton flavors. These effects are:

- One cannot reliably detect hadronic τ 's with $p_T \lesssim 30$ GeV, while the threshold for the detection of the light leptons is typically much lower. Given small, but important, correlations between the p_T of the leptons and the energies of the b 's in $t\bar{t}$ events, we must make sure, that this selection bias does not propagate to the b -energies.
- The $\ell\tau_h$ sample is expected to be contaminated by the semileptonic $t\bar{t}$ events, those where one of the tops decays hadronically. The uncertainty of this contamination is directly proportional to the uncertainty on the $j \rightarrow \tau_h$ mistag rate. This sample, due to very different event kinematics, has a pronounced shape in the b -jet energy distribution.
- The sample is also contaminated by a subdominant background of $(Z \rightarrow \tau^+\tau^-)b\bar{b}$ events. While the cross section of this background is very small compared to $t\bar{t}$, the resulting b -jet energy distribution also has a shape that differs significantly from the signal.

In the next section we discuss an explicit implementation of our procedure that allows to keep the above mentioned systematic uncertainties under control using data-driven methods.

VI. IMPLEMENTATION AND DISCUSSION OF UNCERTAINTIES

A. Details of simulations

Since our strategy and main findings are based on MC simulated event samples, we here describe the simulation procedures in detail. We have simulated our MC samples with MadGraph5_aMC@NLO [33, 47] at parton level and further showered and hadronized them with Pythia 8 [35].

We simulate $pp \rightarrow t\bar{t} \rightarrow b\bar{b}\tau\ell 2\nu$ as our main signal processes. As we will see, we will need to properly model extra jet radiation, so we simulate samples matched up to two additional jets using the MLM-type matching [48] with a matching scale of 30 GeV. We also simulate fully leptonic $t\bar{t}$ decays in the same way. In addition, we simulate the semileptonic process: $pp \rightarrow t\bar{t} \rightarrow b\bar{b}\ell\nu 2j$, but we do not match the process since there are already extra jets in the hard process.

We also simulate new physics contributions to top decays including interference effects using the simplified models described in Sec. III with the model implementation described in Sec. IV. Simulation of new physics is significantly more computationally expensive than the SM because of the large number of additional diagrams. Therefore, a matched NP sample is beyond our technical capabilities. We get around this by approximating a NP observable O (such as b energy)

$$O_{\text{match}}^{\text{NP}} \approx \frac{O_{\text{match}}^{\text{SM}}}{O_{\text{no match}}^{\text{SM}}} O_{\text{no match}}^{\text{NP}}, \quad (9)$$

where O can be any binned observable. In other words, we apply a *bin by bin* correction using the SM sample to account for the affects of matching. The observable will then have all relevant cuts factored in for all cases.

We also simulate $pp \rightarrow Zb\bar{b} \rightarrow \tau^+\tau^-b\bar{b}$ as the dominant non-top background. In order to account for radiation, we match with one additional jet in the four flavor PDF scheme. We also simulate in the five flavor PDF scheme using an inclusive matching procedure. These two procedures agree in the cross section to within 20%, and while the spectra are somewhat different, we get the same final results using either procedure. All plots are shown using the four flavor scheme.

We now detail our reconstruction algorithms. Jets are clustered with **FastJet** [49, 50], using anti- k_T algorithm [51] with $R = 0.5$. We identify isolated leptons as those which carry away 90% of the p_T of all visible particles within a cone of $R = 0.4$. We also need to identify both b - and hadronic τ -initiated jets. The experimental b -tagging procedures are somewhat difficult to mimic in our simulations. Furthermore, the details are less relevant, since we do not expect significant signal contamination from backgrounds without b -jets. Thus, we simply identify jets within $R < 0.3$ of any b -parton as b -jets.³

³ In those rare cases when there is more than one jet satisfying this criterion, we choose the closest one to the b parton.

On the other hand, a more realistic description of τ -tagging is important for our purpose. We thus define the following procedure to “tag” hadronic τ ’s, largely using the logic of Ref. [52]. First, we only consider jets with $p_T > 30$ GeV and either one or three charged tracks (prongs) within the $R < 0.08$ radius around the jet axis. We further demand that the p_T sum of all the objects within the small cone $R < 0.08$ around the jet axis exceeds the p_T sum of all the objects within the isolation annulus of $0.08 < R < 0.4$ around the small cone by at least a factor of nine. This approach is of course still rather simplistic compared to the the experimentally used algorithms [53–55]. Nonetheless, it captures the essential features of the CMS algorithm, which is narrow jet isolation [53]. Our algorithm achieves a tagging rate of $71.3 \pm 0.4\%$ with the mistag probability around $5.0 \pm 0.1\%$ estimated on $l\tau$ and semileptonic channels of the $t\bar{t}$ production, respectively.⁴ As we further dissect these numbers, we find that in the semileptonic sample we have similar numbers of 1-prong and 3-prong fake hadronic τ ’s. Among the tagged τ ’s in the $l\tau$ sample, we find that 1/3 of all the hadronic τ ’s are 3-prong, which is comparable to the true branching ratio of hadronic τ ’s. The mistag rates in our simulation are significantly higher than current state of the art experimental taggers. Therefore, one can think of our τ -tagging procedure as extremely conservative, in the sense that the experimental collaborations are expected to perform better than our simulations.

As we will further see, one of the most important backgrounds in our analysis is the semileptonic $t\bar{t}$ where one of the jets is misidentified as a τ -jet. Even though our τ -tagging is very conservative, this is likely to be an important background also in a realistic analysis. For example, in recent experimental analyses of tauonic top decays [17, 56, 57], the semileptonic $t\bar{t}$ was identified as the dominant background. We reduce the amount of non- $\tau\ell$ events in the signal sample due to this background by vetoing extra jets in the final state. For this purpose we match all our leptonic $t\bar{t}$ SM samples to parton shower with up to two additional jets. We do not know whether the jet veto will be necessary in a realistic search, where the hadronic tau mistag rate is much smaller than what we get, nonetheless in this search we perform

⁴ More precisely, in order to estimate a tagging rate, we consider an $l\tau$ $t\bar{t}$ sample and find the fraction of jets with $p_T > 30$ GeV, $|\eta| < 2.5$, and $\Delta R < 0.3$ from a parton level τ -lepton, that are tagged as a τ_h . The mistag rate is estimated based on the fraction of the jets that were “identified” as τ_h in the semileptonic $t\bar{t}$ sample as a fraction of all the non- b -jets with the same kinematic acceptance criteria as before. The uncertainty on the (mis)tag rates are due exclusively to MC statistics.

it in order to demonstrate the viability of our procedure even with extremely unfavorable assumptions.

B. Analysis

We begin by imposing the following selection criteria for the signal events:

- Exactly one isolated light lepton ($\ell = \mu$ or e) with $p_T > 20$ GeV and $|\eta| < 2.5$.
- Exactly one τ -tagged jet with $p_T > 30$ GeV and $|\eta| < 2.5$.
- Exactly two b -jets with $p_T > 20$ GeV and $|\eta| < 2.5$.

The efficiency times acceptance of this selection is around 7% for our signal sample ($\ell\tau$ signature decays of $t\bar{t}$). For future reference we define

$$n[\text{signature}](E_b) \equiv \frac{N[\text{signature}](E_b)}{\sum_{(E_b)} N[\text{signature}](E_b)}, \quad (10)$$

as the relative number of b -jets with b -jet energies within the bin (E_b) in events with a given experimental [signature]. Note that each event passing our selection cuts contributes two b -jets to the sample. In the case of the signal, the relevant quantity is thus $n[\ell\tau_h 2j_b]$.

We now need to compare our signal to a control sample where the contribution from new physics is suppressed. We use dileptonic $t\bar{t}$ decays with opposite flavor leptons. Namely, we require one isolated electron, one isolated muon, and zero τ with the same kinematic requirements as above. Such a selection introduces an immediate bias that can swamp potential NP effects we are looking for. The problem is that the energy and momentum of a hadronically decaying τ are shared among the resulting τ -jet and the (undetected) τ -neutrino. Thus, compared to a light lepton, a selected τ -jet corresponds of a given p_T typically corresponds to a τ -lepton of much higher p_T . Because of a non-vanishing correlation between $p_T(\tau)$ and E_b , equivalent cuts on the τ p_T in the signal sample and the lepton p_T in the control sample will lead to different distributions of b -jet energies.

To compensate for this effect we propose the following scheme: we take the selected $e\mu$ events and substitute one randomly chosen reconstructed lepton with a τ and let it decay

using MC simulation.⁵ Since τ decays have been measured experimentally to the level of much better than one percent, this should not introduce an insurmountable systematic problem. After performing this substitution we apply to this “corrected” control sample exactly the same selection criteria as to the original $\ell\tau$ sample. In this way we obtain the control sample $n[\ell_h\ell'2j_b](E_b)$, where ℓ_h refers to a light lepton replaced in simulation by a hadronically decaying τ . The efficiency times acceptance of this procedure is around 7% based on our simulations.

For illustration we show the ratio of the b energy between the $\tau\ell$ sample and the $e\mu$ sample, namely $n[\ell\tau_h2j_b]/n[\ell_h\ell'2j_b](E_b)$. The blue circles use the naive ratio without doing the replacement of leptons with τ in MC, and we see that the SM has the same shape as the new physics shown in Fig. 3. On the other hand, once we apply our replacement procedure we get the red diamonds which have very good agreement with a flat shape, signalling no appreciable differences between the signal and the control. The plots were produced using ~ 6.3 (6.6) million MC events for the signal (control) channels corresponding to an effective LHC luminosity of $\mathcal{L} \simeq 75$ (200) fb^{-1} , and resulting in an uncertainty due to MC statistics of 1% to 2% per 20 GeV energy bin.

There will also be $\tau\ell$ events that leak into the control sample. Since in roughly 1/3 of τ 's decays leptonically, some portion of these events will unavoidably look like μe events. These events might be affected by the NP, so this is effectively a spill out of the NP into the control sample. Fortunately, due to very low acceptances of the leptonic τ 's (due to very low momentum), the effect is not particularly big. We estimate this spill out to be 10% of the genuine $e\mu$ sample. We do not include this effect on Fig. 4, but we will include it in the final plots.

The dominant background in the signal region will be $t\bar{t}$ with one top decaying leptonically, and the other to bjj where one of the jets fakes a τ_h . Because the p_T of the ‘fake’ τ -jets does not correspond to the p_T of the real τ -jets in the signal, this is expected to introduce a non-trivial shape in the E_b distribution. With our τ -tagging procedure, the fake acceptance of these events without further cuts is 1.6%, as compared to the 6% for the signal. Because this background also has a larger cross section than the signal, more selection cuts

⁵ Note that it is important to use the correct polarization of the simulated τ because this has significant imprints on the energies of the τ decay products. In `Pythia 8`, this corresponds to using `polarization = - charge`.

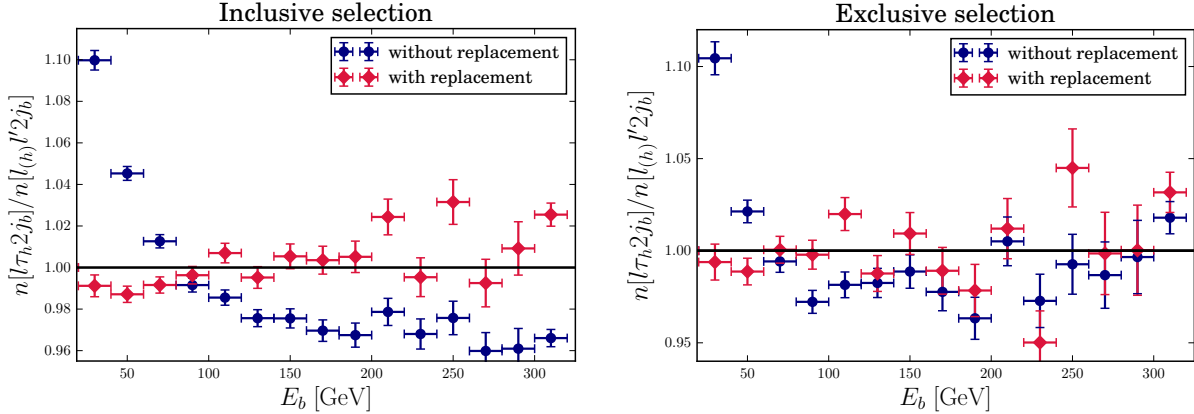


Figure 4: **Left:** the distribution of the b -jet energies in the SM $\tau\ell$ sample, normalized to the control ($e\mu$) sample as explained in the text. The blue points use a naive $e\mu$ control sample, while the red ones use the control sample with one of the leptons replaced by a τ in simulation. The event selection is consistent with the baseline cuts outlined at the beginning of Sec. [VIB](#). **Right:** the same, but with an additional jet veto and a restriction to one-prong τ 's only. See text for details.

are needed to mitigate this background.

We address the problem in several steps. First, we impose a jet-veto on our signal and control samples, allowing in each event exactly 2 b -jets, and no non-tagged jets with $p_T > 20$ GeV.⁶ This cut is dangerous in our context, because it potentially biases the boost of the accepted events. However, if the jet veto is applied to the signal and control samples, the bias largely cancels out. Second, we restrict our analysis to only one-prong hadronic τ -jets, because that captures the majority of signal events while eliminating about half the background. After the jet veto and considering only one-prong τ 's, the semileptonic $t\bar{t}$ background acceptance falls to 0.05% while the signal and control channel acceptances are also somewhat reduced to 1.9% and 2.1%, respectively. In [Fig. 5](#) we plot the E_b distribution of the semileptonic background in the red diamonds with the normalization set by the cross section times efficiency of the full set of cuts relative to that of the signal. We see that even with these cuts, the semileptonic background is about 1/3 as big as the signal and it has a very different shape.

⁶ This cut is why all leptonic samples must be generated matched to extra jets, see [Sec. VIA](#) for more details.

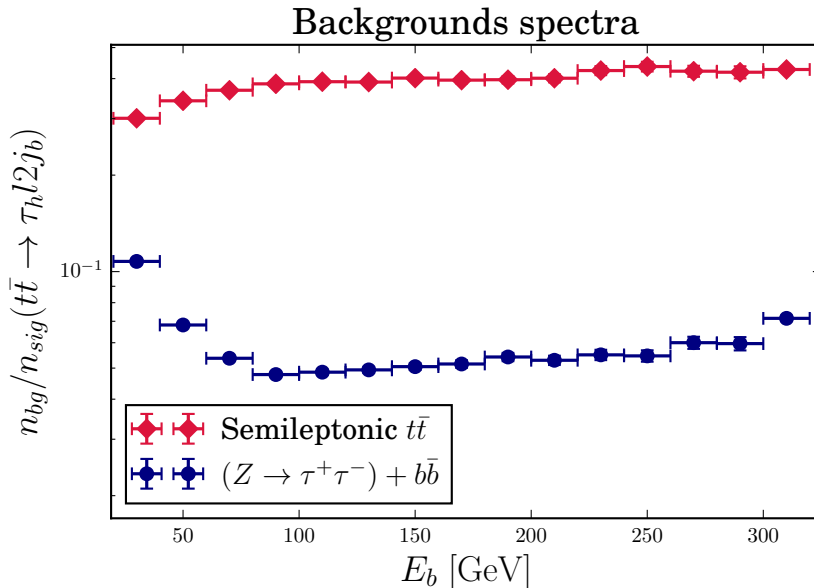


Figure 5: The distribution (on a log scale) of the b -jet energies in the background processes normalized to the distribution of the signal process, $t\bar{t} \rightarrow b\bar{b}\tau_h\ell 2\nu$. The red higher curve corresponds to semi-leptonic top decays, while the lower blue curve is $Z\bar{b}b$. Cross section times efficiency with the full set of cuts gives the normalization of the two background curves.

To account for this shape, we propose one more trick: to add a second control sample to our original one. The second control sample is events with

- exactly one lepton, zero τ tagged jets,
- two b -tagged jets,
- one non- b -tagged jet with $p_T > 30$ GeV,
- zero additional jets with $p_T > 20$ GeV.

As we are demanding that our τ -jets be one-prong, three-prong τ 's are counted as ordinary jets. As a cross-check of this procedure, we show the b -jet energy distribution of the ratio $n[\ell(j \rightarrow \tau_h)2j_b]/n[\ell j 2j_b](E_b)$ on the left side of Fig. 6. While the additional control sample clearly improves the situation, it unfortunately does not fully get rid of the shape. We are left with a manageable systematic uncertainty in the most relevant low energy bins, and a larger uncertainty in the high energy bins. We hope that experimentalists will find a more refined solution to better account for this background

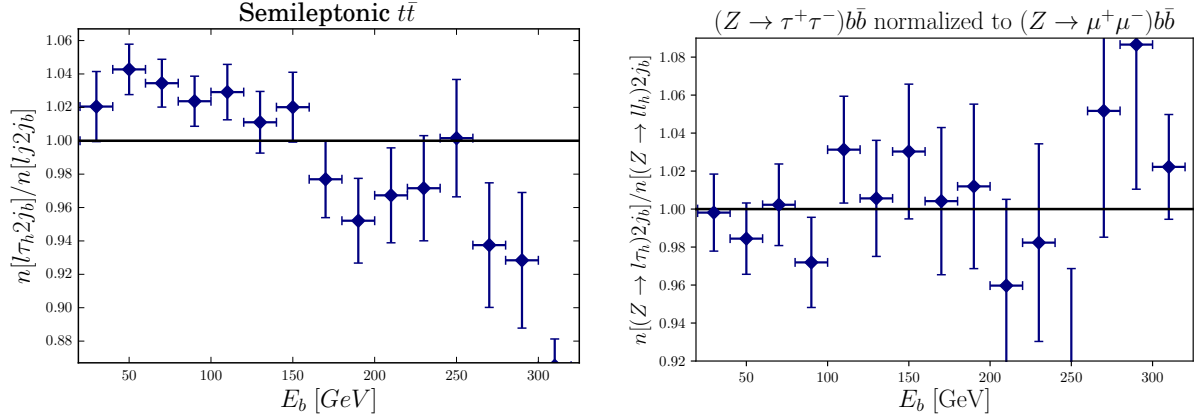


Figure 6: **Left:** the distribution of the b -jet energies in the SM semileptonic $t\bar{t}$ sample where one of the jets is τ -mistagged, normalized to the same sample without the τ -tag. **Right:** the distribution of the b -jet energies in the SM $(Z \rightarrow \tau\tau)b\bar{b}$ sample where one of the taus decays muonically and the other is τ -tagged, normalized to the $(Z \rightarrow \bar{\mu}\mu)b\bar{b}$ sample, where both of the muons are replaced by a τ in simulation. See text for details.

We combine the two control samples in such a way that the fraction of semileptonic events in the $\tau\ell$ signal sample, $w_{j \rightarrow \tau_h} \simeq 0.4$, is the same in the control sample. Namely, our control sample is $n[\ell'_h \ell 2 j_b](E_b) + w_{j \rightarrow \tau_h} n[\ell j 2 j_b](E_b)$, and $w_{j \rightarrow \tau_h}$ includes the ratio of the relevant decay branching fractions and τ (mis)tag rates.

The other important background is $(Z \rightarrow \tau^+\tau^+) + b\bar{b}$ where one τ decays leptonically and the other hadronically. It is very small, having a cross-section of ~ 15 fb after our cuts. Because the b -jets are a result of radiation, their energies are peaked towards the lowest values allowed by experimental cuts. Therefore, this background has a highly non-trivial shape which can be seen as the blue circles in Fig. 5. To account for this process, we add a third control region, $n[(Z \rightarrow \ell_h \ell_h) 2 j_b](E_b)$, namely we simulate leptonic decay of the Z and then replace both leptons with τ 's in simulation. This control sample has corresponding weight $w_{Z \rightarrow \ell\tau_h} \simeq 0.03$ which takes into account the ratio of the $Zb\bar{b}$ and $t\bar{t}$ cross-sections passing our cuts and also leptonic Z branching fractions. We note that in the ratio the relatively large QCD K-factors to the simulated production cross-sections $K_{\text{NNLO}}(t\bar{t}) = 1.8$ [58, 59] and $K_{\text{NLO}}(Zb\bar{b}) = 1.7$ [33, 60] almost cancel. Again for cross-check, we show the relevant ratio of b -jet energy distributions for this background $n[(Z \rightarrow \ell\tau_h) 2 j_b] / n[(Z \rightarrow \ell\ell_h) 2 j_b](E_b)$ on the right side of Fig. 6 and there appears to be no discernible shape within the statistical

Signal [$\ell\tau_h 2j_b$]				
Process	N_{MC}	σ (pb)	$\epsilon_{\text{inc}}(\%)$	$\epsilon_{\text{ex}}(\%)$
$t\bar{t} \rightarrow b\bar{b}\tau\ell 2\nu$	6.3M	84.2	6.7	1.9
$t\bar{t} \rightarrow b\bar{b}\ell\nu 2j$	40M	416	1.6	0.046
$Z(\rightarrow \tau\tau)b\bar{b}$	5.4M	4.79	1.2	0.32

Process	N_{MC}	$\epsilon_{\text{inc}}(\%)$	$\epsilon_{\text{ex}}(\%)$	w
CR [$\ell_h\ell' 2j_b$]				
$t\bar{t} \rightarrow b\bar{b}\ell\ell' 2\nu$	6.6M	7.4	2.1	0.908
$t\bar{t} \rightarrow b\bar{b}\ell\tau 2\nu$	7.6M	0.33	0.087	0.092
CR [$\ell j 2j_b$]				
$t\bar{t} \rightarrow b\bar{b}\ell\nu 2j$	40M	28	4.2	0.42
CR [$Z(\rightarrow \ell_h\ell_h) 2j_b$]				
$Z(\rightarrow \ell\ell)b\bar{b}$	5M	1.2	0.32	0.033

Table I: The production cross section, number of generated MC events, and the acceptance rates (in the inclusive and the exclusive samples respectively) of our signal process and the background processes. On the left hand side we show the signal and the two dominant backgrounds, namely the semileptonic $t\bar{t}$ and $(Z \rightarrow \tau^+\tau^-)b\bar{b}$. On the right hand side we show the control regions with the appropriate weights w_i as they are defined in Eq. (11).

MC uncertainties. This process also contributes to the $e\mu$ control sample when both τ 's decay leptonically, but this contribution is sub per mille because the branching ratios are reduced and the leptons tend to be quite soft. Our signal and control regions, processes that contribute to each, and the relevant cross sections and efficiencies are summarized in Tab. I.

C. Results

In Figs. 7 and 8, we compare the SM predictions (in blue) to our NP benchmark models:

- $m_\gamma = 333$ GeV and $g_\tau g_b = 4.5$ (in red),
- $m_\gamma = 200$ GeV and $g_\tau g_b = 5$ (in green).

In Fig. 7 we plot $n[\ell\tau_h 2j_b]/n[\ell'_h\ell 2j_b]$ using the full event selection for the three samples with no backgrounds included. We see that within the errors, the SM is consistent with one across the distribution, and the scatter around the flat distribution should be viewed as a measure of our systematic uncertainties due to limited MC statistics and not having a sufficiently accurate control sample for our semileptonic background. Unfortunately, it appears that the first benchmark NP scenario with $m_\gamma = 333$ GeV is also consistent with one. Our other

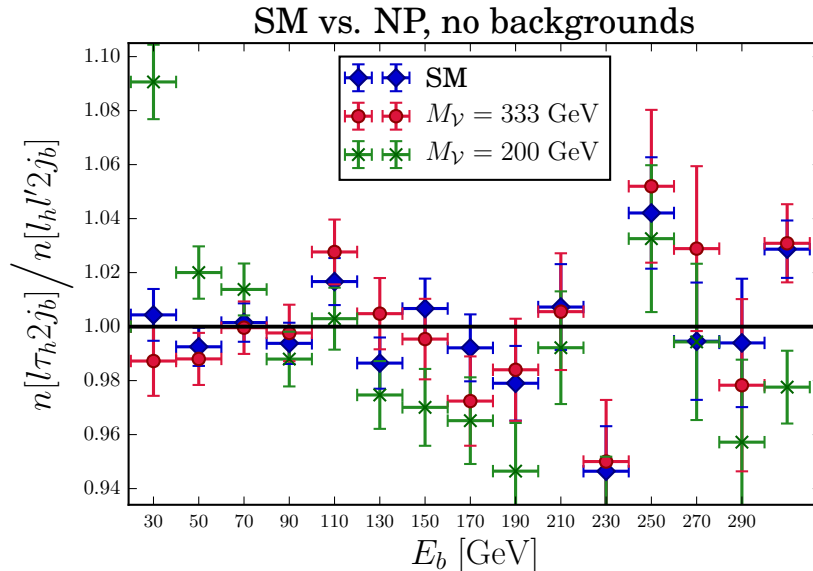


Figure 7: The b -jet energy binned distributions of the lepton universality ratio $n[\ell\tau_h 2j_b]/n[\ell'_h \ell 2j_b]$ defined in Eq. (10), without any background included, in the SM (in blue) as well as in the simplified NP Model (a) with $m_\nu = 333$ GeV and $g_\tau g_b = 4.5$ (in red), and with $m_\nu = 200$ GeV and $g_\tau g_b = 5$ (in green). See text for details.

NP vs. SM

Model	$\epsilon_{\text{inc}}(\%)$	$\epsilon_{\text{ex}}(\%)$	χ^2	χ_3^2
SM (unmatched)	6.82	1.71	41.3	4.1
$m_\nu = 333$ GeV	6.75	1.69	41.0	4.1
$m_\nu = 200$ GeV	7.69	1.93	147	61.6

Table II: Efficiencies and χ^2 values for various NP models and the SM. The efficiencies are for unmatched samples, and the χ^2 distributions use the data shown in Fig. 8, with χ_3^2 using only the first three bins.

benchmark with $m_\nu = 200$ GeV, however, shows the characteristic steep rise at low energy and broad deficit at higher energies consistent with the parton level simulation shown on the right panel of Fig. 3.

We now construct our final observable taking into account all sources of background. The

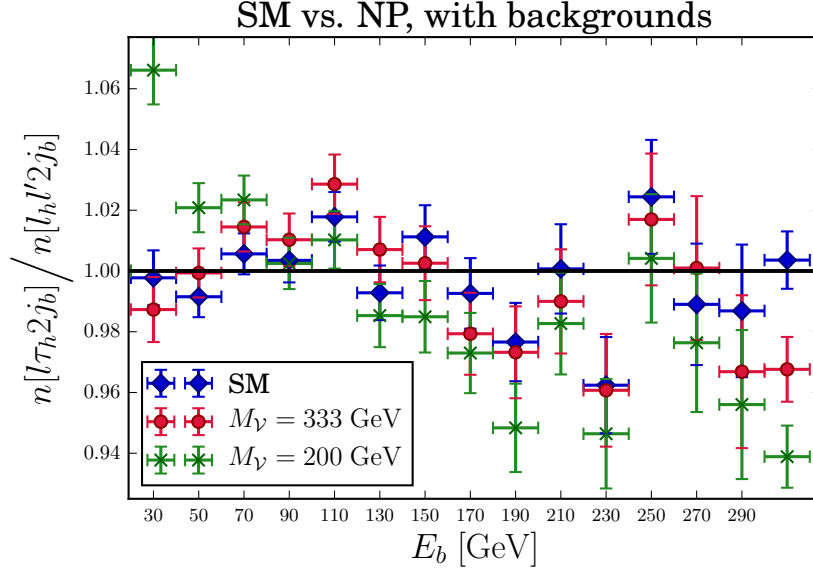


Figure 8: The b -jet energy binned distributions of the lepton universality ratio $R_{\tau_h/\ell}(E_B)$ defined in Eq. (11) in the SM (in blue), as well as in the simplified NP Model (a) with $m_\gamma = 333$ GeV and $g_\tau g_b = 4.5$ (in red), and with $m_\gamma = 200$ GeV and $g_\tau g_b = 5$ (in green). In this figure we add all relevant backgrounds with the proper subtraction procedure as explained in the text. The differences from Fig. 7 are, as expected, not significant, since both backgrounds have been tamed by appropriate control regions.

b -jet energy binned lepton universality ratio:

$$R_{\tau_h/\ell}(E_B) \equiv \frac{n[\ell\tau_h 2j_b]}{n[\ell'_h \ell' 2j_b](E_b) + w_{j \rightarrow \tau_h} n[\ell j 2j_b](E_b) + w_{Z \rightarrow \ell\tau_h} n[(Z \rightarrow \ell\ell_h) 2j_b](E_b)}. \quad (11)$$

We plot this variable both for the SM and the benchmark NP scenarios on Fig 8. Because the NP samples have slightly different efficiencies than the SM sample, the values of w for the different control samples will change slightly, and this is taken into account in Fig 8 with the different efficiencies shown in Tab. II.

There are no striking differences between Figs. 7 and 8 indicating that the background control procedure, though not ideal, works reasonably well. Again, we see that the higher mass benchmark looks relatively similar to the SM, and the lower mass benchmark is very clearly distinguishable from a flat shape. On the other hand, the errors are dominated by Monte Carlo statistics corresponding to a data set $\mathcal{O}(100) \text{ fb}^{-1}$. We therefore expect with the full HL LHC dataset, the errors should shrink significantly and the reach will improve.

We also perform the following simple statistical tests on the data shown in Fig. 8. Calculating a χ^2 fit to a flat distribution $R_{\tau_h/\ell}(E_B) = 1$, we obtain $\chi_{\text{SM}}^2 = 41.3$, which corresponds to a p -value with 14^7 degrees of freedom of 1.7×10^{-4} . This indicates that our errors from MC statistics alone do not fully account for our systematic error budget. A more detailed estimate of systematics would take into account other major sources, in particular the systematics arising from imperfect control samples, especially for the semileptonic background. From the left panel of Fig. 6, we see that the systematics are largest in the high energy bins, and from the right panel of Fig. 3, we see that the effects of new physics should be largest in the low energy bins. Therefore, we also compute the χ^2 distribution for only the first three bins, $\chi_3^2 = 4.1$ for the SM, implying a more sensible p -value with three degrees of freedom of 0.26.

We can now compare the χ^2 values for the NP models. For our benchmark with relatively smaller effects and $m_\nu = 333$ GeV, we get $\chi^2 = 41.0$ ($\chi_3^2 = 4.1$), nearly identical values to the SM, confirming that with this amount of data, there is no sensitivity to this benchmark. On the other hand, for our NP sample with $m_\nu = 200$ GeV, we get $\chi^2 = 147$ ($\chi_3^2 = 61.6$). Using the χ_3^2 value we can compute a naive p -value that corresponds to approximately 7σ exclusion of that model. Alternatively, we can compute the p -value from $\Delta\chi^2 \equiv \chi_{\text{NP}}^2 - \chi_{\text{SM}}^2$ which follows a variance-gamma distribution, and this p -value gives an approximately 9σ exclusion. The χ^2 values are summarized in Tab. II. While a full statistical analysis taking into account all sources of systematic error is beyond the scope of this work, these simple tests show that there is clearly sensitivity to new physics with mediator masses above the top mass.

VII. SUMMARY AND CONCLUSIONS

In this paper we have made a case for experimental probes of possible LFU violating NP in top decays. First we have shown how LFU violation in top decays can be related to recent intriguing results in semi-tauonic B decays. The correspondence is subject to two important effects: (1) the scaling of flavor effects between $b \rightarrow c$ and $t \rightarrow b$ transitions necessarily needs to assume some flavor structure of NP. While in our analysis we have relied on the most

⁷ There are 15 bins, but it is a normalized distribution, so it has 14 degrees of freedom. On the other hand, χ_3^2 does not have the normalization condition, so it has three bins and three degrees of freedom.

conservative MFV-like scaling, other possibilities predicting smaller or larger effects should not be discarded; (2) in semi-tauonic B decays both the SM and possible NP contributions are analytic throughout the relevant three-body decay phase space. On the contrary, the SM top decays are dominated by the W pole. We have shown how existing experimental studies of tauonic top decays already constrain interesting LFU violating NP effects, provided the relevant NP degrees of freedom are light enough to be produced on-shell in top decays. Based on our findings we urge the experimental collaborations to extend their existing searches for charged scalars decaying to $\tau\nu$ in top decays to also target charged spin-1 bosons.

In the case of heavy off-shell NP effects, the MFV-like scaling from the B decay studies generically implies prohibitively small contributions in top decay rates. In addition existing approaches to LFU violation in top decays are already becoming systematics limited at the precision of $\mathcal{O}(20\%)$. Therefore we have developed a novel strategy to probe possible LFU violating NP effects in top decays at the percent level or possibly beyond. Our approach exploits some boost invariant features of the b -jet energy spectra in top decays that are especially sensitive to contributions not respecting the SM two-body kinematics. Relying heavily on data-driven techniques to control the systematics related to τ -tagging rates and backgrounds, we have found that sub-percent level LFU violating effects in top decays could be within reach. In particular, we have demonstrated the discriminating power of our proposed observable in Eq. (11) – the (binned) LFU ratio of b -jet energy spectra – on the example of a heavy off-shell vector mediator. Our systematic uncertainty and resulting NP sensitivity estimates are limited by our MC sample statistics which approximately correspond to the Run 2 LHC dataset.

We also note that this work is the first dedicated study of using the shapes in $t\bar{t}$ distributions in order to probe the LFU in top sector. In this paper, we have made conservative assumptions about the τ -tagging and mistagging rates. For technical reasons, our Monte Carlo sample is about an order of magnitude smaller than the data from the full HL LHC run, and our errors are dominated by MC statistics. Thus we are optimistic that with more dedicated searches using full detector simulations and more refined techniques, such as those based on machine learning, one would expect significant improvement in potential reach.

Acknowledgments

We would like to thank Roberto Franceschini, Dag Gillberg, and Beate Heinemann for useful discussions. JFK and DS are also grateful for the hospitality of the CERN Theory group where some of this work was completed. JFK acknowledges the financial support from the Slovenian Research Agency (research core funding No. P1-0035 and J1-8137). DS is supported in part by the Natural Sciences and Engineering Research Council of Canada (NSERC).

Appendix A: NP Effects on Peak Location of E_b Distribution

In this Appendix we describe the effects of New Physics on the peak of the E_b distribution. We can work in the rest frame of the decaying top where the E_b distribution is an approximate δ -function in the SM at an energy E_b^* shown in Eq. (8). The differential top width can be written in terms of $x_b = E_b/(2m_t)$ which ranges from 0 to 1. The SM, interference, and new physics squared contributions for a vector new physics model are given by:

$$\frac{d\Gamma_{\text{SM}}}{dx_b} = \frac{\alpha^2 m_t^5}{192\pi s_W^4} \frac{x_b^2(3-2x_b)}{(m_W^2 - m_t^2(1-x_b))^2 + m_W^2 \Gamma_W^2} \quad (\text{A1})$$

$$\frac{d\Gamma_{\text{int}}}{dx_b} = \frac{\alpha \alpha_{NP} m_t^5}{96\pi s_W^2} \frac{x_b^2(3-2x_b)}{(m_V^2 - m_t^2(1-x_b))} \frac{m_W^2 - m_t^2(1-x_b)}{\left((m_W^2 - m_t^2(1-x_b))^2 + m_W^2 \Gamma_W^2\right)} \quad (\text{A2})$$

$$\frac{d\Gamma_{\text{NP}}}{dx_b} = \frac{\alpha_{NP}^2 m_t^5}{192\pi} \frac{x_b^2(3-2x_b)}{(m_V^2 - m_t^2(1-x_b))^2}, \quad (\text{A3})$$

where s_W is the sine of the weak mixing angle, $\Gamma_W \approx 2$ GeV is the width of the W boson, and α_{NP} and m_V are the coupling squared and mass of the new vector, and these formulas assume $m_V > m_t$. From this we see that the SM contribution is largest for $x_b = (m_t^2 - m_W^2)/m_t^2$, or equivalently, $E_b = E_b^*$. We can now see the qualitative effect of the new physics on the peak. The interference effect changes sign at $E_b = E_b^*$, so it will shift the peak to either higher or lower values depending on the sign relative to the SM. The non-interfering NP contributions peak at the largest b -jet energy $E_b^{\text{max}} \sim m_t/2$, shifting the overall E_b distribution to higher values.

The NP effects all turn out to be quantitatively extremely small relative to the SM near

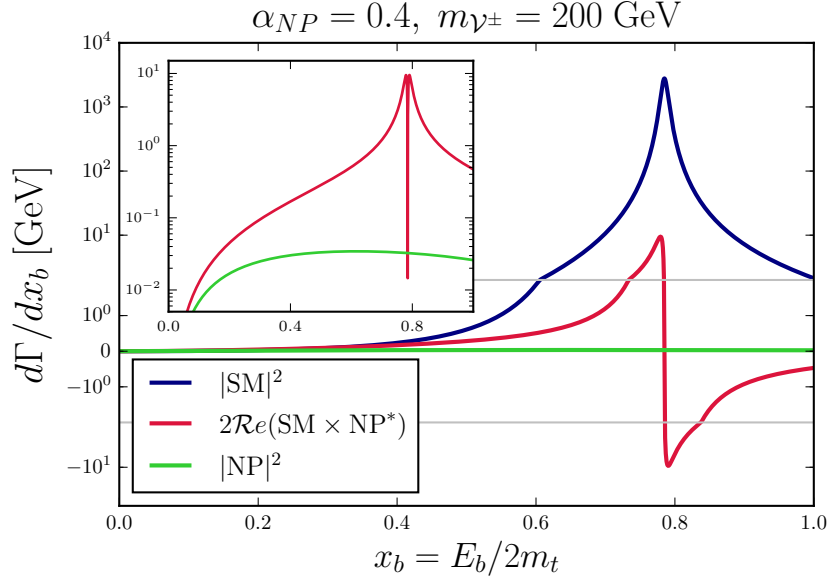


Figure 9: Differential decay rate of the SM (blue), the new physics squared (green), and the interference term (red) in the rest frame of the decaying top, assuming the vector model. The interference term does not shift the peak of the distribution, however it does change the shape around it. The inset plot shows the absolute values new physics terms. The NP parameters that we have chosen is representative of the NP models considered in this work. Parenthetically we point out that the small kinks on the main plot are not physical discontinuities, but rather a transition from the log scale to the linear one (the transition line is marked by light gray).

the region of the E_b peak, namely,

$$\frac{d\Gamma_{\text{NP}}}{dE_b} \ll \frac{d\Gamma_{\text{int}}}{dE_b} \ll \frac{d\Gamma_{\text{SM}}}{dE_b}, \quad \text{for } E_b \approx E_b^*. \quad (\text{A4})$$

This can be seen from the analytic expressions above. For the SM contribution $d\Gamma_{\text{SM}}/dE_b|_{E_b=E_b^*} \propto \Gamma_W^{-2}$ where $\Gamma_W \approx 2$ GeV is the width of the W boson. In the case of a vector model, the interference term is zero for $E_b = E_b^*$, but near the peak, $d\Gamma_{\text{int}}/dE_b|_{E_b \approx E_b^*} \propto \Gamma_W^{-1}$, while for a scalar model the interference is negligible throughout the phase space. The pure new physics contribution to the top width is independent of the W width: $d\Gamma_{\text{NP}}/dE_b|_{E_b=E_b^*} \propto \Gamma_W^0$, and for an off-shell mediator, it is also insensitive to width of the NP mediator at leading order. The other scales that make up the dimensions are the W , top, and new physics mass scales, which are all parametrically larger than the Γ_W . This scaling with the width of the W confirms the hierarchy of Eq. (A4).

We illustrate these points explicitly in Fig. 9 for a new physics parameter point comparable to those studied in this work, where we see that in the region of the peak, Eq. (A4) is well satisfied.

-
- [1] PARTICLE DATA GROUP collaboration, C. Patrignani et al., *Review of Particle Physics*, *Chin. Phys.* **C40** (2016) 100001.
 - [2] SLD ELECTROWEAK GROUP, DELPHI, ALEPH, SLD, SLD HEAVY FLAVOUR GROUP, OPAL, LEP ELECTROWEAK WORKING GROUP, L3 collaboration, S. Schael et al., *Precision electroweak measurements on the Z resonance*, *Phys. Rept.* **427** (2006) 257–454, [[hep-ex/0509008](#)].
 - [3] HFLAV collaboration, Y. Amhis et al., *Averages of b-hadron, c-hadron, and τ -lepton properties as of summer 2016*, *Eur. Phys. J.* **C77** (2017) 895, [[1612.07233](#)].
 - [4] LHCb collaboration, R. Aaij et al., *Test of lepton universality using $B^+ \rightarrow K^+ \ell^+ \ell^-$ decays*, *Phys. Rev. Lett.* **113** (2014) 151601, [[1406.6482](#)].
 - [5] LHCb collaboration, R. Aaij et al., *Angular analysis of the $B^0 \rightarrow K^{*0} \mu^+ \mu^-$ decay using 3 fb^{-1} of integrated luminosity*, *JHEP* **02** (2016) 104, [[1512.04442](#)].
 - [6] LHCb collaboration, R. Aaij et al., *Test of lepton universality with $B^0 \rightarrow K^{*0} \ell^+ \ell^-$ decays*, *JHEP* **08** (2017) 055, [[1705.05802](#)].
 - [7] S. Fajfer, J. F. Kamenik, I. Nisandzic and J. Zupan, *Implications of Lepton Flavor Universality Violations in B Decays*, *Phys. Rev. Lett.* **109** (2012) 161801, [[1206.1872](#)].
 - [8] M. Freytsis, Z. Ligeti and J. T. Ruderman, *Flavor models for $\bar{B} \rightarrow D^{(*)} \tau \bar{\nu}$* , *Phys. Rev.* **D92** (2015) 054018, [[1506.08896](#)].
 - [9] D. Bardhan, P. Byakti and D. Ghosh, *A closer look at the R_D and R_{D^*} anomalies*, *JHEP* **01** (2017) 125, [[1610.03038](#)].
 - [10] A. Celis, M. Jung, X.-Q. Li and A. Pich, *Scalar contributions to $b \rightarrow c(u) \tau \nu$ transitions*, *Phys. Lett.* **B771** (2017) 168–179, [[1612.07757](#)].
 - [11] F. U. Bernlochner, Z. Ligeti, M. Papucci and D. J. Robinson, *Combined analysis of semileptonic B decays to D and D^* : $R(D^{(*)})$, $|V_{cb}|$, and new physics*, *Phys. Rev.* **D95** (2017) 115008, [[1703.05330](#)].
 - [12] G. Hiller and M. Schmaltz, *R_K and future $b \rightarrow s \ell \ell$ physics beyond the standard model opportunities*, *Phys. Rev.* **D90** (2014) 054014, [[1408.1627](#)].
 - [13] W. Altmannshofer and D. M. Straub, *New physics in $b \rightarrow s$ transitions after LHC run 1*, *Eur. Phys. J.* **C75** (2015) 382, [[1411.3161](#)].
 - [14] W. Altmannshofer and D. M. Straub, *Implications of $b \rightarrow s$ measurements*, in *Proceedings, 50th Rencontres de Moriond Electroweak Interactions and Unified Theories: La Thuile, Italy, March 14-21, 2015*, pp. 333–338, 2015. [1503.06199](#).

- [15] S. Descotes-Genon, L. Hofer, J. Matias and J. Virto, *Global analysis of $b \rightarrow s\ell\ell$ anomalies*, *JHEP* **06** (2016) 092, [[1510.04239](#)].
- [16] B. Capdevila, A. Crivellin, S. Descotes-Genon, J. Matias and J. Virto, *Patterns of New Physics in $b \rightarrow s\ell^+\ell^-$ transitions in the light of recent data*, *JHEP* **01** (2018) 093, [[1704.05340](#)].
- [17] ATLAS collaboration, G. Aad et al., *Measurements of the top quark branching ratios into channels with leptons and quarks with the ATLAS detector*, *Phys. Rev.* **D92** (2015) 072005, [[1506.05074](#)].
- [18] CMS COLLABORATION collaboration, *Updated search for a light charged Higgs boson in top quark decays in pp collisions at $\sqrt{s} = 7$ TeV*, Tech. Rep. CMS-PAS-HIG-12-052, CERN, Geneva, 2012.
- [19] D. Beirevi, S. Fajfer, N. Konik and O. Sumensari, *Leptoquark model to explain the B -physics anomalies, R_K and R_D* , *Phys. Rev.* **D94** (2016) 115021, [[1608.08501](#)].
- [20] C. Alpigiani et al., *Unitarity Triangle Analysis in the Standard Model and Beyond*, in *5th Large Hadron Collider Physics Conference (LHCP 2017) Shanghai, China, May 15-20, 2017*, 2017. [1710.09644](#).
- [21] ALEPH collaboration, A. Heister et al., *Search for charged Higgs bosons in e^+e^- collisions at energies up to $\sqrt{s} = 209$ -GeV*, *Phys. Lett.* **B543** (2002) 1–13, [[hep-ex/0207054](#)].
- [22] L3 collaboration, P. Achard et al., *Search for charged Higgs bosons at LEP*, *Phys. Lett.* **B575** (2003) 208–220, [[hep-ex/0309056](#)].
- [23] OPAL collaboration, G. Abbiendi et al., *Search for Charged Higgs Bosons in e^+e^- Collisions at $\sqrt{s} = 189 - 209$ GeV*, *Eur. Phys. J.* **C72** (2012) 2076, [[0812.0267](#)].
- [24] A. Greljo, G. Isidori and D. Marzocca, *On the breaking of Lepton Flavor Universality in B decays*, *JHEP* **07** (2015) 142, [[1506.01705](#)].
- [25] S. M. Boucenna, A. Celis, J. Fuentes-Martin, A. Vicente and J. Virto, *Non-abelian gauge extensions for B -decay anomalies*, *Phys. Lett.* **B760** (2016) 214–219, [[1604.03088](#)].
- [26] S. M. Boucenna, A. Celis, J. Fuentes-Martin, A. Vicente and J. Virto, *Phenomenology of an $SU(2) \times SU(2) \times U(1)$ model with lepton-flavour non-universality*, *JHEP* **12** (2016) 059, [[1608.01349](#)].
- [27] A. Celis, M. Jung, X.-Q. Li and A. Pich, *Sensitivity to charged scalars in $B \rightarrow D^{(*)}\tau\nu_\tau$ and $B \rightarrow \tau\nu_\tau$ decays*, *JHEP* **01** (2013) 054, [[1210.8443](#)].
- [28] A. Crivellin, A. Kokulu and C. Greub, *Flavor-phenomenology of two-Higgs-doublet models with generic Yukawa structure*, *Phys. Rev.* **D87** (2013) 094031, [[1303.5877](#)].
- [29] I. Dorner, S. Fajfer, A. Greljo, J. F. Kamenik and N. Konik, *Physics of leptoquarks in precision experiments and at particle colliders*, *Phys. Rept.* **641** (2016) 1–68, [[1603.04993](#)].
- [30] M. Bauer and M. Neubert, *Minimal Leptoquark Explanation for the $R_{D^{(*)}}$, R_K , and $(g-2)_g$ Anomalies*, *Phys. Rev. Lett.* **116** (2016) 141802, [[1511.01900](#)].
- [31] ATLAS collaboration, M. Aaboud et al., *Search for scalar leptoquarks in pp collisions at \sqrt{s}*

- = 13 TeV with the ATLAS experiment, *New J. Phys.* **18** (2016) 093016, [[1605.06035](#)].
- [32] CMS COLLABORATION collaboration, *Search for third generation scalar leptoquarks decaying to a top quark and a tau lepton at $\sqrt{s} = 13$ TeV*, Tech. Rep. CMS-PAS-B2G-16-028, CERN, Geneva, 2017.
- [33] J. Alwall, R. Frederix, S. Frixione, V. Hirschi, F. Maltoni, O. Mattelaer et al., *The automated computation of tree-level and next-to-leading order differential cross sections, and their matching to parton shower simulations*, *JHEP* **07** (2014) 079, [[1405.0301](#)].
- [34] A. Alloul, N. D. Christensen, C. Degrande, C. Duhr and B. Fuks, *FeynRules 2.0 - A complete toolbox for tree-level phenomenology*, *Comput. Phys. Commun.* **185** (2014) 2250–2300, [[1310.1921](#)].
- [35] T. Sjöstrand, S. Ask, J. R. Christiansen, R. Corke, N. Desai, P. Ilten et al., *An Introduction to PYTHIA 8.2*, *Comput. Phys. Commun.* **191** (2015) 159–177, [[1410.3012](#)].
- [36] DELPHES 3 collaboration, J. de Favereau, C. Delaere, P. Demin, A. Giammanco, V. Lematre, A. Mertens et al., *DELPHES 3, A modular framework for fast simulation of a generic collider experiment*, *JHEP* **02** (2014) 057, [[1307.6346](#)].
- [37] CMS COLLABORATION collaboration, *Search for pair production of tau sleptons in $\sqrt{s} = 13$ TeV pp collisions in the all-hadronic final state*, Tech. Rep. CMS-PAS-SUS-17-003, CERN, Geneva, 2017.
- [38] ATLAS collaboration, M. Aaboud et al., *Search for charged Higgs bosons produced in association with a top quark and decaying via $H^\pm \rightarrow \tau\nu$ using pp collision data recorded at $\sqrt{s} = 13$ TeV by the ATLAS detector*, *Phys. Lett.* **B759** (2016) 555–574, [[1603.09203](#)].
- [39] ATLAS COLLABORATION collaboration, *Search for charged Higgs bosons in the $H^\pm \rightarrow tb$ decay channel in pp collisions at $\sqrt{s} = 13$ TeV using the ATLAS detector*, Tech. Rep. ATLAS-CONF-2016-089, CERN, Geneva, Aug, 2016.
- [40] CMS COLLABORATION collaboration, *Search for charged Higgs bosons with the $H^\pm \rightarrow \tau^\pm\nu_\tau$ decay channel in the fully hadronic final state at $\sqrt{s} = 13$ TeV*, Tech. Rep. CMS-PAS-HIG-16-031, CERN, Geneva, 2016.
- [41] ATLAS collaboration, M. Aaboud et al., *Search for charged Higgs bosons decaying via $H^\pm \rightarrow \tau^\pm\nu_\tau$ in the τ +jets and τ +lepton final states with 36 fb^{-1} of pp collision data recorded at $\sqrt{s} = 13$ TeV with the ATLAS experiment*, Submitted to: *JHEP* (2018) , [[1807.07915](#)].
- [42] ATLAS collaboration, M. Aaboud et al., *Search for charged Higgs bosons decaying into top and bottom quarks at $\sqrt{s} = 13$ TeV with the ATLAS detector*, Submitted to: *JHEP* (2018) , [[1808.03599](#)].
- [43] K. Agashe, R. Franceschini and D. Kim, *Simple invariance of two-body decay kinematics*, *Phys. Rev.* **D88** (2013) 057701, [[1209.0772](#)].
- [44] K. Agashe, R. Franceschini and D. Kim, *Using Energy Peaks to Measure New Particle Masses*, *JHEP* **11** (2014) 059, [[1309.4776](#)].
- [45] CMS COLLABORATION collaboration, *Measurement of the top-quark mass from the b jet*

- energy spectrum*, Tech. Rep. CMS-PAS-TOP-15-002, CERN, Geneva, 2015.
- [46] K. Agashe, R. Franceschini, D. Kim and K. Wardlow, *Mass Measurement Using Energy Spectra in Three-body Decays*, *JHEP* **05** (2016) 138, [[1503.03836](#)].
- [47] J. Alwall, M. Herquet, F. Maltoni, O. Mattelaer and T. Stelzer, *MadGraph 5 : Going Beyond*, *JHEP* **06** (2011) 128, [[1106.0522](#)].
- [48] S. Hoeche, F. Krauss, N. Lavesson, L. Lonnblad, M. Mangano, A. Schalicke et al., *Matching parton showers and matrix elements*, in *HERA and the LHC: A Workshop on the implications of HERA for LHC physics: Proceedings Part A*, pp. 288–289, 2005. [hep-ph/0602031](#). DOI.
- [49] M. Cacciari and G. P. Salam, *Dispelling the N^3 myth for the k_t jet-finder*, *Phys. Lett.* **B641** (2006) 57–61, [[hep-ph/0512210](#)].
- [50] M. Cacciari, G. P. Salam and G. Soyez, *FastJet User Manual*, *Eur. Phys. J.* **C72** (2012) 1896, [[1111.6097](#)].
- [51] M. Cacciari, G. P. Salam and G. Soyez, *The Anti- $k(t)$ jet clustering algorithm*, *JHEP* **04** (2008) 063, [[0802.1189](#)].
- [52] A. Katz, M. Son and B. Tweedie, *Ditau-Jet Tagging and Boosted Higgses from a Multi-TeV Resonance*, *Phys. Rev.* **D83** (2011) 114033, [[1011.4523](#)].
- [53] CMS collaboration, V. Khachatryan et al., *Reconstruction and identification of τ lepton decays to hadrons and ν_τ at CMS*, *JINST* **11** (2016) P01019, [[1510.07488](#)].
- [54] *Reconstruction, Energy Calibration, and Identification of Hadronically Decaying Tau Leptons in the ATLAS Experiment for Run-2 of the LHC*, Tech. Rep. ATL-PHYS-PUB-2015-045, CERN, Geneva, Nov, 2015.
- [55] ATLAS, CMS collaboration, M. Flechl, *Identification and energy calibration of hadronic tau lepton decays at the LHC*, in *5th Large Hadron Collider Physics Conference (LHCP 2017) Shanghai, China, May 15-20, 2017*, 2017. [1709.01351](#).
- [56] CMS collaboration, V. Khachatryan et al., *Measurement of the $t\bar{t}$ production cross section in pp collisions at $\sqrt{s} = 8$ TeV in dilepton final states containing one τ lepton*, *Phys. Lett.* **B739** (2014) 23–43, [[1407.6643](#)].
- [57] ATLAS collaboration, G. Aad et al., *Search for direct top squark pair production in final states with two tau leptons in pp collisions at $\sqrt{s} = 8$ TeV with the ATLAS detector*, *Eur. Phys. J.* **C76** (2016) 81, [[1509.04976](#)].
- [58] M. Czakon, P. Fiedler and A. Mitov, *Total Top-Quark Pair-Production Cross Section at Hadron Colliders Through $O(\alpha_s^4)$* , *Phys. Rev. Lett.* **110** (2013) 252004, [[1303.6254](#)].
- [59] M. Czakon and A. Mitov, *Top++: A Program for the Calculation of the Top-Pair Cross-Section at Hadron Colliders*, *Comput. Phys. Commun.* **185** (2014) 2930, [[1112.5675](#)].
- [60] R. Frederix, S. Frixione, V. Hirschi, F. Maltoni, R. Pittau and P. Torrielli, *W and Z/γ^* boson production in association with a bottom-antibottom pair*, *JHEP* **09** (2011) 061, [[1106.6019](#)].