

Updating $\overline{m}_{c,b}(\overline{m}_{c,b})$ from SVZ-Moments and their Ratios

Stephan Narison^a

^aLaboratoire Univers et Particules, CNRS-IN2P3, Case 070, Place Eugène Bataillon, 34095 - Montpellier Cedex 05, France.

Abstract

Using recent values of α_s , the gluon condensates $\langle\alpha_s G^2\rangle$ and $\langle g^3 f_{abc} G^3\rangle$ and the new data on the ψ/Υ -families, we update our determinations of the \overline{MS} running quark masses $\overline{m}_{c,b}(\overline{m}_{c,b})$ from the SVZ-Moments $\mathcal{M}_n(Q^2)$ and their ratios [1, 2] by including higher order perturbative (PT) corrections, non-perturbative (NPT) terms up to dimension $d = 8$ and using the degree n -stability criteria of the (ratios of) moments. Optimal results from different (ratios of) moments converge to the accurate mean values: $\overline{m}_c(\overline{m}_c) = 1264(6)$ MeV and $\overline{m}_b(\overline{m}_b) = 4188(8)$ MeV in Table 4, which improve and confirm our previous findings [1, 2] and the recent ones from Laplace sum rules [3]. Comments on some other determinations of $\overline{m}_c(\overline{m}_c)$ and $\langle\alpha_s G^2\rangle$ from the SVZ-(ratios of) moments in the vector channel are given in Section 5.

Keywords: QCD spectral sum rules, Perturbative and non-perturbative calculations, Heavy quark masses, Gluon condensates.

1. Introduction and SVZ-Moments

In Refs. [1, 2], we have used different $\mathcal{M}_n(Q^2)$ moments and their ratios r^n/r^{n+j} introduced by SVZ [4, 5]¹ for extracting the values of the charm and bottom running quark masses $\overline{m}_{c,b}(\overline{m}_{c,b})$ and the dimension 4: $\langle\alpha_s G^2\rangle$ and 6: $\langle g^3 f_{abc} G^3\rangle$ gluon condensates. Using the recent values of the gluon condensates from Laplace sum rules [3, 15] and new data on the ψ/Υ -families masses and leptonic widths [16], we shall improve in this paper our previous results for the quark masses. Here, we shall be concerned with the two-point correlator:

$$-(g^{\mu\nu}q^2 - q^\mu q^\nu)\Pi_\Psi(q^2) \equiv i\int d^4x e^{-iqx}\langle 0|\mathcal{T}J_\Psi^\mu(x)(J_\Psi^\nu(0))^\dagger|0\rangle, \quad (1)$$

associated to the $J_\Psi^\mu = \bar{\Psi}\gamma^\mu\Psi$ ($\Psi \equiv c, b$) heavy quark neutral vector current. The corresponding moments are²:

$$\begin{aligned} \mathcal{M}_n(-q^2 \equiv Q^2) &\equiv 4\pi^2 \frac{(-1)^n}{n!} \left(\frac{d}{dQ^2}\right)^n \Pi(-Q^2) \\ &= \int_{4m_c^2}^{\infty} dt \frac{R(t, m_c^2)}{(t+Q^2)^{n+1}}. \end{aligned} \quad (2)$$

Their ratios read:

$$r_{n/n+1}(Q^2) = \frac{\mathcal{M}_n(Q^2)}{\mathcal{M}_{n+1}(Q^2)}, \quad r_{n/n+2}(Q^2) = \frac{\mathcal{M}_n(Q^2)}{\mathcal{M}_{n+2}(Q^2)}, \quad (3)$$

where the experimental sides are more precise than that of the moments $\mathcal{M}_n(Q^2)$. It has been noticed by [18, 19] that the OPE of $\mathcal{M}_n(0)$ breaks down for higher values of n , while it has also been mentioned in [1, 2] that low moments $n \leq 3$ are sensitive

to the way for parametrizing the high-energy part of the spectral function (hereafter called QCD continuum) making the results obtained from low moments model-dependent. Therefore, one should look for compromise values of n (stability in n) where both problems are avoided. Another way out is to work with the $Q^2 \neq 0$ moments [11] where the OPE converges faster while the QCD continuum contributions are strongly suppressed.

2. Expressions of the SVZ-Moments $\mathcal{M}_n(Q^2)$

The QCD expressions of the moments can be derived from the ones of R . The on-shell expression of the spectral function is transformed into the \overline{MS} -scheme by using the known relation between the on-shell and \overline{MS} -scheme running quark masses. The sources of different PT contributions up to order α_s^3 for $\mathcal{M}_n(Q^2 = 0)$ and up to order α_s^2 for $\mathcal{M}_n(Q^2 \neq 0)$ are quoted in [1] and will not be re-quoted here. The same for the different NP contributions up to dimension $d = 8$ where one notice that the $d = 4$ condensate contribution is known to NLO. Some explicit numerical QCD expressions of the moments can be found in Ref. [1]. We shall use the QCD parameters given in Table 1. To the value of $\alpha_s(M_Z)$ quoted there, correspond:

$$\alpha_s(\overline{m}_c) = 0.397(15) \quad \text{and} \quad \alpha_s(\overline{m}_b) = 0.227(7), \quad (4)$$

where we have used the recent determinations from a recent global fit of the (axial-)vector and (pseudo)scalar charmonium and bottomium systems using Laplace sum rules [3]:

$$\overline{m}_c(\overline{m}_c) = 1264(10) \text{ MeV}, \quad \overline{m}_b(\overline{m}_b) = 4.184(9) \text{ MeV}, \quad (5)$$

¹Email address: snarison@yahoo.fr (Stephan Narison)

²For reviews, see e.g. [6–14].

³We shall use the same normalization as [17] and some of the expressions given there.

Table 1: QCD parameters

Dimension d	Name	Values [GeV d]	Refs.
0	$\alpha_s(M_Z)$	0.1182(19)	[3, 16, 20–22]
4	$\langle\alpha_s G^2\rangle$	$(6.35 \pm 0.35)10^{-2}$	[3]
6	$\langle g^3 f_{abc} G^3\rangle$	$(8.2 \pm 1.0)\text{GeV}^2\langle\alpha_s G^2\rangle$	[15]
8	$\langle G^4\rangle$	$(0.75 \pm 0.25)\langle G^2\rangle^2$	[19, 23]

The low-energy part of the spectral function is well described by the sum of different resonances contributions within a narrow width approximation (NWA). For the c -quark channel, it reads:

$$R_c(t) \equiv 4\pi\text{Im}\Pi_c(t + i\epsilon) = \frac{\pi N_c}{Q_c^2 \alpha^2} \sum_{J/\psi} M_\psi \Gamma_{\psi \rightarrow e^+ e^-} \delta(t - M_\psi^2), \quad (6)$$

where $N_c = 3$; M_ψ and $\Gamma_{\psi \rightarrow e^+ e^-}$ are the mass and leptonic width of the J/ψ mesons; $Q_c = 2/3$ is the charm electric charge in units of e ; $\alpha = 1/133.6$ is the running electromagnetic coupling evaluated at M_ψ^2 . We shall use the experimental values of the J/ψ parameters compiled in Table 2.

Table 2: Masses and electronic widths of the J/ψ family from PDG 16 [16].

Name	Mass [MeV]	$\Gamma_{J/\psi \rightarrow e^+ e^-}$ [keV]
$J/\psi(1S)$	3096.916(11)	5.55(14)
$\psi(2S)$	3686.097(25)	2.34(4)
$\psi(3770)$	3773.13(0.35)	0.262(18)
$\psi(4040)$	4039(1)	0.86(7)
$\psi(4160)$	4191(5)	0.48(22)
$\psi(4415)$	4421(4)	0.58(7)

We shall parametrize the contributions from $\sqrt{t_c} \geq (4.5 \pm 0.1)$ GeV using either:

– *Model 1*: The approximate PT QCD expression of the spectral function to order α_s^2 up to order $(m_c^2/t)^6$ given in [24] and the α_s^3 contribution from non-singlet contribution up to order $(m_c^2/t)^2$ given in [25].

– *Model 2*: The asymptotic PT expression of the spectral function known to order α_s^3 where the quark mass corrections are neglected³.

– *Model 3*: Fits of different data above the $\psi(2S)$ mass: we shall take e.g the results in [25] where a comparison of results from different fitting procedures can be found in this paper (see e.g [26]).

3. Running $\bar{m}_c(\bar{m}_c)$ charm quark mass from $\mathcal{M}_n(0)$

– Using the previous models for parametrizing the QCD continuum, we show in Fig.1 the values of $\bar{m}_c(\bar{m}_c)$ from $\mathcal{M}_n(0)$ for

different values of n . We have used the Mathematica program Find Root for extracting the values of $\bar{m}_c(\bar{m}_c)$ left as a free parameter in the OPE including $1/\bar{m}_c^8$ corrections.

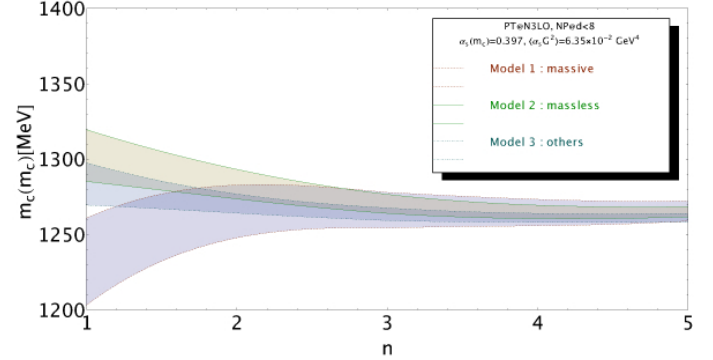


Figure 1: Values of $\bar{m}_c(\bar{m}_c)$ from $\mathcal{M}_n(0)$ for different values of n using the QCD input parameters in Table 1 and the three models given previously for the QCD continuum parametrization.

– One can see that the model-dependence of the results disappear for $n \geq 3$ where stability in n is obtained. Noting that Model 1 gives the most conservative result and appears (a priori) to be a good approximation of the spectral function as it includes higher order radiative \oplus mass corrections, we shall only consider Model 1 in the rest of the paper. At the stability point $n \simeq 3 - 4$, we deduce the optimal estimate (in units of MeV):

$$\bar{m}_c(\bar{m}_c)|_0^4 = 1266(8.8)_{ex}(0.7)_{\alpha_s}(5.2)_{\alpha_s^4}(0.1)_{G^2}(0.3)_{G^3}(1.5)_{G^4}. \quad (7)$$

– We do a similar analysis for the ratios of moments $r_{n/n+1}(0)$ and $r_{n/n+2}(0)$. The results versus the degree of moments are shown in Fig. 2. We deduce, at the stability point $n \simeq 4$, the value (in units of MeV):

$$\bar{m}_c(\bar{m}_c)|_0^{3/4} = 1264(0.1)_{ex}(2.7)_{\alpha_s}(9.9)_{\alpha_s^4}(0.3)_{G^2}(0.2)_{G^3}(4.3)_{G^4}, \quad (8)$$

where one can notice that the experimental error is reduced compared to the moment results while the ones induced by the QCD parameters have increased.

– The errors from the α_s^4 -term is assumed to be about the size of the contribution from the known α_s^3 term which is a generous error.

4. Running $\bar{m}_c(\bar{m}_c)$ charm quark mass from $\mathcal{M}_n(Q^2 \neq 0)$

Previous analysis can be extended to the case of $Q^2 \neq 0$ moments where a better convergence of the OPE is expected [11] and where the QCD continuum contribution to the moments is smaller as we shall work with higher moments at which the n -stability is reached. The PT expression is known here up to order α_s^2 . We show the results from the (ratios of) moments in Figs. 3 and 4 for $\mathcal{M}_n(Q^2 = 4\bar{m}_c^2)$ and $\mathcal{M}_n(Q^2 = 8\bar{m}_c^2)$. We conclude that the most stable results come from the moments from which we deduce to order α_s^2 (in units of MeV):

$$\begin{aligned} \bar{m}_c(\bar{m}_c)|_{4\bar{m}_c^2}^{10} &= 1263(1.6)_{ex}(0.3)_{\alpha_s}(1.3)_{\alpha_s^3}(0.2)_{G^2}(0.3)_{G^3}(1)_{G^4}, \\ \bar{m}_c(\bar{m}_c)|_{8\bar{m}_c^2}^{16} &= 1261(1)_{ex}(0)_{\alpha_s}(0.3)_{\alpha_s^3}(0.1)_{G^2}(0.1)_{G^3}(0.8)_{G^4}. \quad (9) \end{aligned}$$

The previous results are collected in Table 4.

³Original papers are given in Refs. 317 to 321 of the book in Ref. [7].

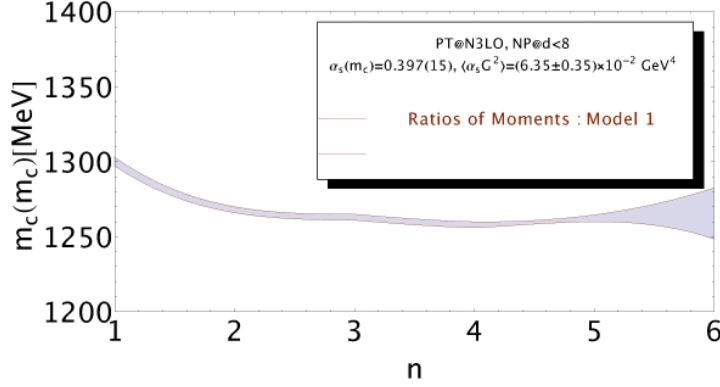


Figure 2: Values of $\bar{m}_c(\bar{m}_c)$ from the ratios of moments $r_{n/n+1}(0)$ and $r_{n/n+2}(0)$ for different values of n using the QCD input parameters in Table 1 and Model 1 given previously for the QCD continuum parametrization. In the n axis: $1 \equiv r_{1/2}$, $2 \equiv r_{2/3}$, $3 \equiv r_{2/4}$, $4 \equiv r_{3/4}$, $5 \equiv r_{3/5}$, $6 \equiv r_{4/5}$

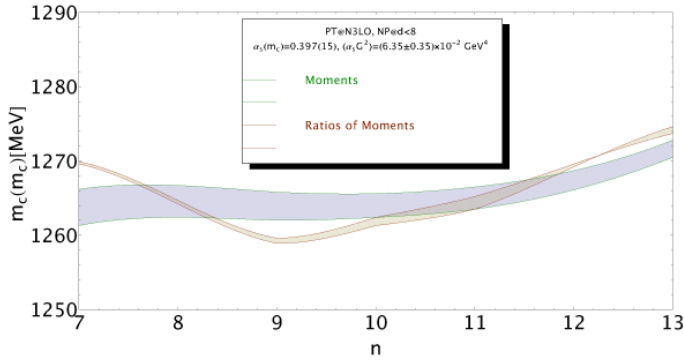


Figure 3: Values of $\bar{m}_c(\bar{m}_c)$ from the moments $\mathcal{M}_n(4\bar{m}_c^2)$ and their ratios $r_{n/n+1}(4\bar{m}_c^2)$ and $r_{n/n+2}(4\bar{m}_c^2)$ for different values of n using the QCD input parameters in Table 1 and Model 1 given previously for the QCD continuum parametrization. In the n axis: $7 \equiv r_{7/8}$, $8 \equiv r_{7/9}$, $9 \equiv r_{8/9}$, $10 \equiv r_{8/10}$, $11 \equiv r_{9/10}$, $12 \equiv r_{9/11}$, $13 \equiv r_{10/11}$.

5. Comments on $\bar{m}_c(\bar{m}_c)$ and $\langle\alpha_s G^2\rangle$ from $\mathcal{M}_n(Q^2)$

– One can notice in Fig. 1 that the values of $\bar{m}_c(\bar{m}_c)$ from the moments $\mathcal{M}_{n \leq 2}(0)$ are strongly affected by the QCD continuum parametrization though agree within the errors with the ones in [25–28]. For the case of $n = 1$ moment used by previous authors to extract their final results, one can deduce from Fig. 1:

$$\bar{m}_c(\bar{m}_c)|_0^1 = 1262(59) \text{ MeV}, \quad (10)$$

where the error is dominated by the different parametrizations of the QCD continuum models. One can compare this result with the one $\bar{m}_c(\bar{m}_c) = 1275(23)$ MeV from [25] and the improved recent estimate $1279(10)$ MeV from [26] obtained for $\alpha_s(M_Z) = 0.118$ from the analogous $n = 1$ moment. The sensitivity of the results on the high energy part of the spectral function may question the accuracy of the results quoted in these papers from $\mathcal{M}_1(0)$.

– Instead, in the n -stability region, the QCD continuum-model-dependence of the result disappears (see Fig. 1) and

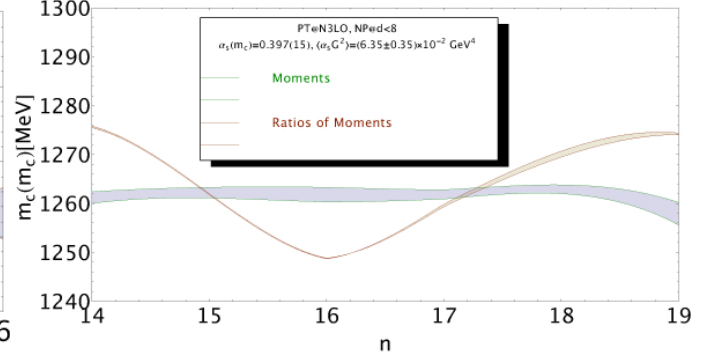


Figure 4: Values of $\bar{m}_c(\bar{m}_c)$ from the moments $\mathcal{M}_n(8\bar{m}_c^2)$ and their ratios $r_{n/n+1}(8\bar{m}_c^2)$ and $r_{n/n+2}(8\bar{m}_c^2)$ for different values of n using the QCD input parameters in Table 1 and Model 1 given previously for the QCD continuum parametrization. In the n axis: $14 \equiv r_{14/16}$, $15 \equiv r_{15/16}$, $16 \equiv r_{15/17}$, $17 \equiv r_{16/17}$, $18 \equiv r_{16/18}$, $19 \equiv r_{17/18}$.

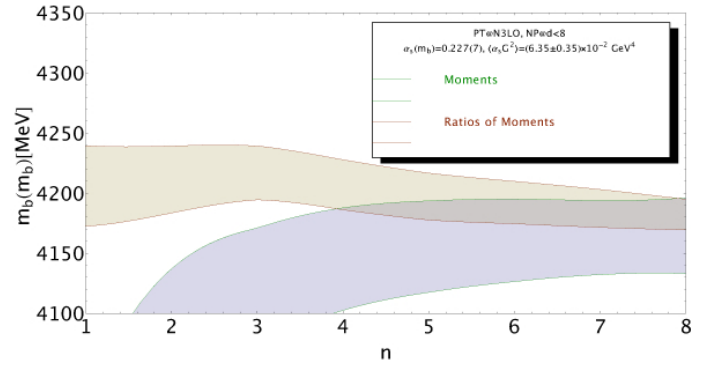


Figure 5: Values of $\bar{m}_b(\bar{m}_b)$ from the moments $\mathcal{M}_n(0)$ and their ratios $r_{n/n+1}(0)$ and $r_{n/n+2}(0)$ for different values of n using the QCD input parameters in Table 1 and Model 1 given previously for the QCD continuum parametrization. In the n axis: $1 \equiv r_{1/2}$, $2 \equiv r_{2/3}$, $3 \equiv r_{2/4}$, $4 \equiv r_{3/4}$, $5 \equiv r_{3/5}$, $6 \equiv r_{4/5}$, $7 \equiv r_{4/6}$, $8 \equiv r_{5/6}$.

leads to the optimal and more accurate value given in Eq. 7:

$$\bar{m}_c(\bar{m}_c)|_0^4 = 1266(9) \text{ MeV}. \quad (11)$$

The error due to the parametrization of the spectral function is even reduced when working with the ratio of moments (see Fig 2) leading to the result in Eq. 8:

$$\bar{m}_c(\bar{m}_c)|_0^{3/4} = 1264(11) \text{ MeV}, \quad (12)$$

but the errors due to the QCD parameters have increased compared to the one of the moment.

– One can also notice from the Tables in Ref. [26] that the stability of the central values is reached from $\mathcal{M}_{n=2,3}(0)$ which is about 10 MeV below their favoured choice from $\mathcal{M}_1(0)$. A such value is in a better agreement with our previous results quoted in Eq. 7.

– We estimate the errors in the truncation of the PT series by including the α_s^4 contribution assumed to be of the same size as the α_s^3 one (a geometric growth of the coefficient observed for massless quarks [29] may not be extrapolated for heavy quarks).

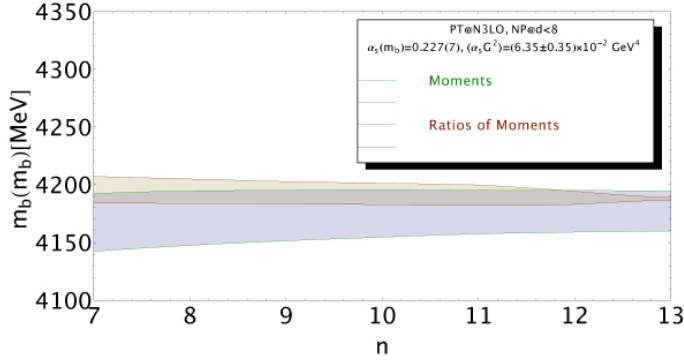


Figure 6: Values of $\bar{m}_b(\bar{m}_b)$ from the moments $\mathcal{M}_n(4\bar{m}_b^2)$ and their ratios $r_{n/n+1}(4\bar{m}_b^2)$ and $r_{n/n+2}(4\bar{m}_b^2)$ for different values of n using the QCD input parameters in Table 1 and Model 1 given previously for the QCD continuum parametrization. In the n axis: $7 \equiv r_{7/8}$, $8 \equiv r_{7/9}$, $8 \equiv r_{8/9}$, $9 \equiv r_{8/10}$, $10 \equiv r_{9/10}$, $11 \equiv r_{9/11}$, $12 \equiv r_{10/11}$, $13 \equiv r_{10/12}$.

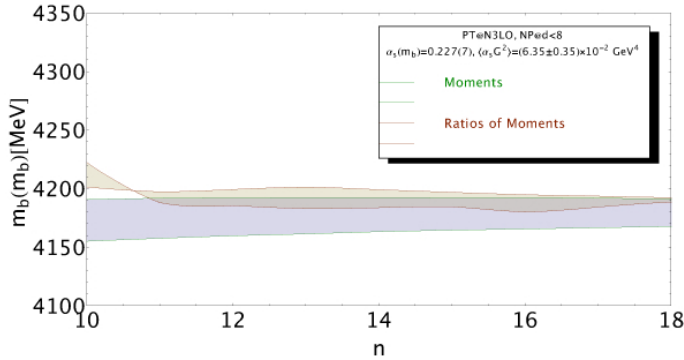


Figure 7: Values of $\bar{m}_b(\bar{m}_b)$ from the moments $\mathcal{M}_n(8\bar{m}_b^2)$ and their ratios $r_{n/n+1}(8\bar{m}_b^2)$ and $r_{n/n+2}(8\bar{m}_b^2)$ for different values of n using the QCD input parameters in Table 1 and Model 1 given previously for the QCD continuum parametrization. In the n axis: $10 \equiv r_{8/10}$, $11 \equiv r_{9/10}$, $12 \equiv r_{9/11}$, $13 \equiv r_{10/11}$, $14 \equiv r_{10/12}$, $15 \equiv r_{11/12}$, $16 \equiv r_{12/13}$, $16 \equiv r_{15/17}$, $17 \equiv r_{12/14}$, $18 \equiv r_{13/14}$.

The induced error is about 5 MeV which is smaller than the one of 19 MeV quoted in Ref.[25] estimated using some iterative or contour improved procedures where the effect of the subtraction scale μ is also included.

– However, it is not clear that moving the subtraction scale from $\bar{m}_c(\bar{m}_c)$ to higher values, say 3 GeV [25–28] for improving the convergence of the PT series can help due to the ambiguity of the charm quark mass definitions used in the OPE [(1/ m_c) expansion]. Indeed apart the Wilson coefficient of $\langle\alpha_s G^2\rangle$ known to NLO [30], the ones of the high-dimension condensates are only known to LO. Refs [26–28] choose to work with the pole mass in the OPE which, as emphasized in [25] is ambiguous due to the IR renormalon contribution. Then, the use of the running mass in the OPE can be better justified which is also consistent with the use of the running mass in the PT contributions. However, if one moves the subtraction scale μ from $\bar{m}_c(\mu) = 1.264$ to 3 GeV, $\bar{m}_c(\mu)$ moves from 1.264 to 0.972 GeV which can induce an enhancement of about 1.3^d for the dimension d condensate

Table 3: Masses and electronic widths of the Υ family from PDG 16[16].

Name	Mass [MeV]	$\Gamma_{\Upsilon \rightarrow e^+e^-}$ [keV]
$\Upsilon(1S)$	9460.30(26)	1.340(18)
$\Upsilon(2S)$	10023.26(31)	0.612(11)
$\Upsilon(3S)$	10355.2(5)	0.443(8)
$\Upsilon(4S)$	10579.4(1.2)	0.272(29)
$\Upsilon(10860)$	10891(4)	0.31(7)
$\Upsilon(11020)$	10987 $^{+11}_{-3.4}$	0.13(3)

contributions to the moments. Therefore, a careful analysis including radiative corrections to the Wilson coefficients of each condensate should be done when working at high values of μ . To my knowledge, this point has not yet been carefully studied. In order to circumvent a such large enhancement, which does not arise when working with the Laplace sum rule [3] where an optimal value of μ has been derived, we limit here to the (usual and natural) choice $\mu = \bar{m}_c$ and do not try to move it arbitrarily around this value.

– Coulombic corrections have been roughly estimated in Ref. [1]. However, it has been also argued in Ref. [17] that this contribution, which is not under a good control, can be safely neglected in the relativistic sum rules. Therefore, we shall not consider such corrections in this paper.

– In [12, 17], the set of QCD parameters :

$$\bar{m}_c(\bar{m}_c) = 1275(15) \text{ MeV}, \quad 0.7 \leq \langle\alpha_s G^2\rangle \times 10^2 \leq 6.3 \text{ GeV}^4, \quad (13)$$

obtained from the moments used here has been favoured. Examining Figs. 4 and 5 of [17], one can see that the values of $\bar{m}_c(\bar{m}_c)$ from the different moments alone cannot fix accurately the values of $\langle\alpha_s G^2\rangle$ due to the absence of $\bar{m}_c(\bar{m}_c)$ stability versus $\langle\alpha_s G^2\rangle$. This feature has been also observed from the analysis of the same vector charmonium using Laplace sum rules [3] where constraints from some other charmonium channels are needed for reaching more accurate results.

– To the value of $\langle\alpha_s G^2\rangle$ given in Table 1 which is in the upper end of the range in Eq. 13, one can extract from Figs. 4 and 5 of [17] the value:

$$\bar{m}_c(\bar{m}_c) \approx 1260 \text{ MeV}, \quad (14)$$

which is consistent within the errors with our previous results in Table 4.

– The authors deduce their favorite result in Eq. 13 from a common solution of the moments and of their ratios, where one can notice, from our Figs. 3 and 4, that, at a fixed value of $\langle\alpha_s G^2\rangle$, the value of $\bar{m}_c(\bar{m}_c)$ from the ratios of moments meets the moments outside the n -stability of $\mathcal{M}_n(Q^2)$, while the ratios increase rapidly with n . This fact indicates that a such requirement may not be reliable.

– Beyond the OPE, we can also have some contributions due to the so-called Duality Violation, which is model-dependent. It can be parametrized (within our normalization) as [31, 32]:

$$\mathcal{R}_c^{DV} = (4\pi^2) t^{\lambda_v} e^{-(\delta_v + \gamma_v t)} \sin(\alpha_v + \beta_v t), \quad (15)$$

where the coefficients are free parameters and come from a fitting procedure. For an approximate estimate of this additional effect, we compare its contribution with the QCD continuum one parametrized by the asymptotic expression of PT spectral function ($m_c = 0$) (Model 2) from the threshold $\sqrt{t_c} = 4.5$ GeV. We use the coefficients:

$$\lambda_v = 0, \quad \delta_v \approx 3.6, \quad \gamma_v \approx 0.6, \quad \alpha_v \approx -2.3, \quad \beta_v \approx 4.3, \quad (16)$$

fixed from τ -decay data by assuming that they can be applied here. We found that, in the example $n = 1$ and $Q^2 = 0$, this effect is completely negligible even allowing a low value of $\sqrt{t_c} = 1.65$ GeV at which the fit of the coefficients has been performed.

6. Running $\bar{m}_b(\bar{m}_b)$ bottom quark mass from $\mathcal{M}_n(Q^2)$

The previous analysis is extended to the b -quark mass. We shall use the data input in Table 3. Behaviours of the (ratios of) moments versus the degree of the moments are given in Figs. 5 to 7. We deduce as optimal values the overlapping regions of the one from the moments and the ratios of moments. We obtain to order α_s^3 (in units of MeV):

$$\bar{m}_b(\bar{m}_b)|_0^6 = 4185.9(8.2)_{ex}(4)_{\alpha_s}(1.7)_{\alpha_s^4}(0.8)_{G^2}(0.2)_{G^3}(0.2)_{G^4}. \quad (17)$$

and to order α_s^2 (in units of MeV):

$$\bar{m}_b(\bar{m}_b)|_{4m_b^2}^{10} = 4189.2(6.4)_{ex}(1.6)_{\alpha_s}(3.6)_{\alpha_s^3}(0.5)_{G^2}(0)_{G^3}(0)_{G^4},$$

$$\bar{m}_b(\bar{m}_b)|_{8m_b^2}^{13} = 4187.7(4.3)_{ex}(1)_{\alpha_s}(5.0)_{\alpha_s^3}(0.3)_{G^2}(0.3)_{G^3}(0.3)_{G^4} \quad (18)$$

These results are quoted in Table 4.

Table 4: Charm and bottom running masses $\bar{m}_{c,b}(\bar{m}_{c,b})$ from (ratios of) moments.

Observables	Mass [MeV]
Charm	
$\mathcal{M}^4(0)$	1266(9.0)
$r^{3/4}(0)$	1264(11.1)
$\mathcal{M}^{10}(4\bar{m}_c^2)$	1263(2.3)
$\mathcal{M}^{16}(8\bar{m}_c^2)$	1261(1.3)
Mean	1264(6)
Bottom	
$\mathcal{M}^6(0) \oplus r^{4/5}(0)$	4186(9.3)
$\mathcal{M}^{10}(4\bar{m}_b^2) \oplus r^{9/10}(4\bar{m}_b^2)$	4189(7.5)
$\mathcal{M}^{13}(8\bar{m}_b^2) \oplus r^{10/11}(8\bar{m}_b^2)$	4188(6.7)
Mean	4188(8)

7. Conclusions

We have updated our previous results in Refs.[1, 2] from SVZ-(ratios of) moments. These results are confirmed and improved by the new ones summarized in Table 4. The simultaneous use of the higher moments and their ratios reduce notably the errors in the mass determinations. Though it is difficult to estimate the systematic errors of the approach, we

can expect that they are at most equal to the ones quoted in this paper. These new results are also in perfect agreement with the ones quoted in Eq.5 from a recent global fit of the (axial-)vector and (pseudo)scalar charmonium and bottomium systems using Laplace sum rules [3]. Some comments on the existing estimates of the quark masses and gluon condensates from SVZ-(ratios of) moments are given in Section 5. Our results are comparable with recent results from non-relativistic approaches [33] but more accurate.

References

- [1] S. Narison, *Phys. Lett.* **B 706**, (2012) 412.
- [2] S. Narison, *Phys. Lett.* **B693** (2010) 559, erratum *ibid* **705** (2011) 544.
- [3] S. Narison, *Int.J.Mod.Phys.* **A33** (2018) no.10, 1850045.
- [4] M.A. Shifman, A.I. Vainshtein and V.I. Zakharov, *Nucl. Phys.* **B147** (1979) 385.
- [5] M.A. Shifman, A.I. Vainshtein and V.I. Zakharov, *Nucl. Phys.* **B147** (1979) 448.
- [6] V.I. Zakharov, talk given at the Sakurai's Price, *Int. J. Mod. Phys.* **A14**, (1999) 4865.
- [7] S. Narison, *Cambridge Monogr. Part. Phys. Nucl. Phys. Cosmol.* **17** (2004) 1-778 [hep-ph/0205006].
- [8] S. Narison, *World Sci. Lect. Notes Phys.* **26** (1989) 1.
- [9] S. Narison, *Phys. Rept.* **84** (1982) 263.
- [10] S. Narison, *Acta Phys. Pol.* **B 26**(1995) 687.
- [11] L. J. Reinders, H. Rubinstein and S. Yazaki, *Phys. Rept.* **127** (1985) 1.
- [12] B.L. Ioffe, *Prog. Part. Nucl. Phys.* **56** (2006) 232.
- [13] E. de Rafael, hep-ph/9802448.
- [14] F.J. Yndurain, *Phys. Rept.* **320** (1999) 287.
- [15] S. Narison, *Phys. Lett.* **B 707**, (2012) 259.
- [16] C.Patignari *et al.* (Particle Data Group), *Chin. Phys.* **C40** (2016) 100001.
- [17] B.L. Ioffe and K.N. Zyblyuk, *Eur. Phys. J. C* **27** (2003) 229.
- [18] S.N. Nikolaev and A.V. Radyushkin, *Nucl. Phys.* **B213** (1983) 285.
- [19] S.N. Nikolaev and A.V. Radyushkin, *Phys. Lett.* **B110** (1983) 476.
- [20] For a review, see e.g: S. Bethke, *Nucl. Part. Phys. Proc.* **282-284** (2017)149.
- [21] For a review, see e.g: A. Pich, arXiv:1303.2262, [PoSConfin. X, 022 (2012)].
- [22] For a review, see e.g: G. Salam, arXiv:1712.05165 [hep-ph].
- [23] E. Bagan, J. I. Latorre, P. Pascual and R. Tarrach, *Nucl. Phys.* **B 254** (1985) 55.
- [24] K. Chetyrkin, R. Harlander, J.H. Kuhn and M. Steinhauser, *Nucl. Phys.* **B 503** (1997) 339.
- [25] B. Dehnadi, A.H. Hoang, V. Mateu and S.M. Zebarjad, *JHEP* **1309** (2013) 103.
- [26] K.G. Chetyrkin *et al.*, *Phys. Rev D* **80** (2009) 074010; *ibid D* **96** (2017) 116007.
- [27] A. Maier *et al*, *Nucl. Phys.* **B824** (2010) 1.
- [28] R. Boughezal, M. Czakon and T. Schutzmeier, *Phys. Rev D* **74** (2006) 074006.
- [29] S. Narison and V.I. Zakharov, *Phys. Lett.* **B522** (2001) 266.
- [30] D.J. Broadhurst, P.A. Baikov, V.A. Ilyin, J. Fleischer, O.V. Tarasov and V.A. Smirnov, *Phys. Lett.* **B 329** (1994) 103.
- [31] D. Boito *et al.*, *Phys. Rev. D* **91** (2015) no.3, 034003.
- [32] A. Pich and A. Rodriguez-Sanchez, *Phys.Rev.* **D94** (2016) no.3, 034027.
- [33] C. Peset, A. Pineda and J. Segovia, arXiv:1806.05197 (2018).