

Dynamical stabilisation of complex Langevin simulations of QCD

Felipe Attanasio*

Department of Physics, University of Washington, Box 351560, Seattle, WA 98195, USA

Benjamin Jäger†

*CP3-Origins & Danish IAS, Department of Mathematics and Computer Science,
University of Southern Denmark, 5230 Odense M, Denmark*

The ability to describe strongly interacting matter at finite temperature and baryon density provides the means to determine, for instance, the equation of state of QCD at non-zero baryon chemical potential. From a theoretical point of view, direct lattice simulations are hindered by the numerical sign problem, which prevents the use of traditional methods based on importance sampling. Despite recent successes, simulations using the complex Langevin method have been shown to exhibit instabilities, which cause convergence to wrong results. We introduce and discuss the method of Dynamic Stabilisation (DS), a modification of the complex Langevin process aimed at solving these instabilities. We present results of DS being applied to the heavy-dense approximation of QCD, as well as QCD with staggered fermions at zero chemical potential and finite chemical potential at high temperature. Our findings show that DS can successfully deal with the aforementioned instabilities, opening the way for further progress.

I. INTRODUCTION

Strongly interacting matter at finite baryon number density and temperature has been, and remains, an active research subject to understand QCD under extreme conditions. Features of QCD are typically studied in thermodynamic equilibrium, where the theory has two external parameters: the temperature T and baryon chemical potential μ_B . Varying those allows the exploration of the QCD phase diagram in the T - μ_B plane. Known phases include ordinary nuclear matter and the quark-gluon plasma (QGP), with a colour superconducting phase expected at large μ_B . Of great appeal are also the boundaries that mark the transition between these phases. This phase diagram has a fascinating structure, which is of significance for the study of hot and/or dense systems, such as the early universe and heavy-ion collisions.

Heavy-ion collisions have been successfully used to investigate the high temperature behaviour of QCD at the Relativistic Heavy Ion Collider (RHIC) and the Large Hadron Collider (LHC). These facilities, together with future ones, namely the Facility for Antiproton and Ion Research (FAIR) and the Nuclotron-based Ion Collider Facility (NICA), will further explore the phase diagram of QCD. They will allow the study of hadronic interactions under extreme conditions, such as higher baryonic density or very high temperatures.

From a theoretical perspective, some insight, at high temperature or density, can be gained from perturbation theory. A full picture of the phase diagram, however, requires non-perturbative methods. Recent lattice results at non-zero temperature include [1, 2]. Typically, lattice QCD simulations at finite baryon/quark

density are carried out using the grand canonical ensemble, with the chemical potential introduced as conjugate variable to the appropriate number density (quark, baryon, etc). At finite quark chemical potential, the simulations have to overcome the infamous *sign problem*—a complex weight in the Euclidean path integral. This imposes severe limitations on the applicability of standard numerical methods [3, 4]. Many approaches to deal with the sign problem have been proposed, including the complex Langevin method [5–8], strong coupling expansions [9–11], Lefschetz thimbles [12–16], holomorphic gradient flow [17], density of states [18–21] and sign-optimized manifolds [22].

The complex Langevin (CL) method is an extension of the stochastic quantisation technique [23] to a complexified configuration space, without requiring a positive weight [5, 7, 8]. The complex nature of the method allows the circumvention of the sign problem, even when it is severe [24–26]. However, convergence to wrong limits has been observed both at Euclidean time [27–29], and real time [30, 31]. These cases of incorrect convergence can be identified *a posteriori*, based on the theoretical justification of the method [32–35]. Further discussions on the criteria for correct convergence of complex Langevin can be found in [36, 37]. Moreover, gauge cooling (GC) [38] has improved the convergence of complex Langevin simulations for gauge theories. The effects of gauge cooling on the complex Langevin method have been studied analytically in [39]. Investigations of gauge cooling in random matrix theories has been performed in [40, 41].

Complex Langevin simulations, combined with gauge cooling, have successfully been used in QCD with a hopping expansion to all orders [42], with fully dynamical staggered fermions [43] and to map the phase diagram of QCD in the heavy-dense limit (HDQCD) [44]. In that work, we noticed that, despite the use of gauge cooling, instabilities might appear during the simulations. Here, we introduce and elaborate on our method of Dynamic

* pyfelipe@uw.edu

† jaeger@cp3.sdu.dk

Stabilisation (DS), which has been constructed to deal with these instabilities.

This paper is organised as follows: in section II we review the complex Langevin method. Section III motivates and introduces the method of dynamic stabilisation. Tests of this procedure, applied to QCD in the limit of heavy-dense quarks (HDQCD) [45, 46] are discussed in sections IV and V. Section VI shows the outcome of applying dynamic stabilisation to simulations with staggered quarks at zero chemical potential and at finite chemical potential and high temperatures. We summarise our findings in sec. VII. Appendices A and B review the HDQCD approximation and the staggered formulation of lattice quarks, which have been used in our investigations.

Preliminary results on dynamic stabilisation have already appeared in [47–49].

II. COMPLEX LANGEVIN

We study QCD by employing the method of stochastic quantisation [23], with which quantum expectation values can be computed using Langevin dynamics. These expectation values are evaluated as averages over a stochastic process, in which dynamical variables are evolved over a fictitious time θ . Notably, importance sampling does not enter in this formulation. The partition function for lattice QCD in the grand canonical ensemble, where the (quark) chemical potential μ couples to the quark number, is

$$Z = \int DU \det M e^{-S_{\text{YM}}} \equiv \int DU e^{-S}, \quad (1)$$

where, for the second equality, the bilinear quark fields have been integrated out. U represents the gauge links, S_{YM} is the Yang–Mills action and M the fermion matrix, which depends on the gauge links and the chemical potential, and $S = S_{\text{YM}} - \ln \det M$.

We consider a SU(3) gauge theory with links $U_{x,\nu}$, defined on a lattice of spatial volume N_s^3 and temporal extent N_τ . A Langevin update, using a first-order discretisation scheme in the Langevin time $\theta = n\varepsilon$, is given by [50]

$$U_{x,\nu}(\theta + \varepsilon) = \exp \left[i\lambda^a \left(\varepsilon K_{x,\nu}^a + \sqrt{\varepsilon} \eta_{x,\nu}^a \right) \right] U_{x,\nu}(\theta), \quad (2)$$

where λ^a are the Gell-Mann matrices, with $\text{Tr} [\lambda^a \lambda^b] = 2\delta^{ab}$, and $\eta_{x,\nu}^a$ are Gaussian white noise fields satisfying

$$\langle \eta_{x,\mu}^a \rangle = 0, \quad \langle \eta_{x,\mu}^a \eta_{y,\nu}^b \rangle = 2\delta_{xy} \delta^{ab} \delta_{\mu\nu}. \quad (3)$$

The Langevin drift, $K_{x,\nu}^a$, is obtained from the action S ,

$$K_{x,\nu}^a = -D_{x,\nu}^a S = -D_{x,\nu}^a S_{\text{YM}} + \text{Tr} \left[M^{-1} D_{x,\nu}^a M \right], \quad (4)$$

where $D_{x,\nu}^a$ is the gauge group derivative

$$D_{x,\nu}^a f(U) = \frac{\partial}{\partial \alpha} f \left(e^{i\alpha \lambda^a} U_{x,\nu} \right) \Big|_{\alpha=0}. \quad (5)$$

Poles may appear in the drift in the presence of quarks, when $\det M = 0$ and M^{-1} does not exist. In some situations this has a negative impact on the results [51, 52], but, as far as understood, this is not the case in HDQCD [42, 53]. For further reference, we refer the reader to the extended discussion on the issues arising from the branch cuts of the logarithm of the determinant [51–54]. In [55] it was clarified that it is the drift’s behaviour around the poles, rather than the branch cuts, that affects the reliability of the complex Langevin method. It is necessary to employ adaptive algorithms to change the Langevin step size ε , in order to avoid numerical instabilities and regulate large values of the drift [56].

When the sign problem is present, the Langevin drift is complex. This results in the exploration of a larger configuration space. The sign problem is circumvented by allowing the gauge links to take values in enlarged manifolds [5–8, 24, 32, 46]. In the case of QCD, the gauge group extends from SU(3) to SL(3, \mathbb{C}). The extra freedom can lead to trajectories where the non-unitary parts of the gauge links are not small deformations of the original theory. The “distance” from the unitary manifold can be used to identify these trajectories. A possible measurement of this distance is given by the unitarity norm

$$d = \frac{1}{3\Omega} \sum_{x,\nu} \text{Tr} \left[U_{x,\nu} U_{x,\nu}^\dagger - \mathbb{1} \right]^2 \geq 0, \quad (6)$$

where $\Omega = N_s^3 N_\tau$ is the four dimensional lattice volume. This norm is invariant under SU(3) gauge transformations and vanishes only if all links $U_{x,\nu}$ are unitary.

It has been shown that simulations in which the unitarity norm is kept under control lead to reliable results, matching exact ones or results from different methods, when available [38, 44]. One procedure to reduce the distance to the unitary manifold is known as gauge cooling [38]. It consists of a sequence of SL(3, \mathbb{C}) gauge transformations, designed to decrease the unitarity norm in a steepest descent style

$$U_{x,\nu} \rightarrow e^{-\varepsilon \alpha \lambda^a f_x^a} U_{x,\nu} e^{\varepsilon \alpha \lambda^a f_x^a}, \quad (7)$$

$$f_x^a = 2 \sum_\nu \text{Tr} \left[\lambda^a \left(U_{x,\nu} U_{x,\nu}^\dagger - U_{x-\nu,\nu}^\dagger U_{x-\nu,\nu} \right) \right]. \quad (8)$$

The transformation parameters, f_x^a , are obtained by requiring that the first variation of d with respect to a gauge transformation is negative semi-definite. The coefficient α can be changed adaptively to optimise the cooling procedure [57]. A variable number of gauge cooling steps, depending on the rate of change of the unitarity norm, can be applied between successive Langevin steps [58].

In our studies involving the heavy-dense limit of QCD (HDQCD) [45, 46], we have considered the expectation

value of the traced (inverse) Polyakov loops,

$$\langle P \rangle = \frac{1}{V} \sum_{\vec{x}} \langle P_{\vec{x}} \rangle, \quad P_{\vec{x}} = \frac{1}{3} \text{Tr} \mathcal{P}_{\vec{x}}, \quad (9)$$

$$\langle P^{-1} \rangle = \frac{1}{V} \sum_{\vec{x}} \langle P_{\vec{x}}^{-1} \rangle, \quad P_{\vec{x}}^{-1} = \frac{1}{3} \text{Tr} \mathcal{P}_{\vec{x}}^{-1}, \quad (10)$$

where V is the spatial volume. The average Polyakov loop is an order parameter for Yang-Mills theories, as it is related to the free energy of a single quark by $\langle P \rangle \sim e^{-F_q/T}$. In the presence of dynamical quarks, it is no longer an order parameter. However, it still provides information on whether quarks are free or confined within hadrons. Another useful observable is the average phase of the quark determinant, measured in a phase quenched ensemble,

$$\langle e^{2i\phi} \rangle = \left\langle \frac{\det M(\mu)}{\det M(-\mu)} \right\rangle_{\text{PQ}}. \quad (11)$$

When the sign problem is mild, the phase is not expected to vary much, leading to an average close to unity. On the other hand, in situations with severe sign problems, $e^{2i\phi}$ can average out to zero. When dealing with fully dynamical quarks, we have studied the chiral condensate

$$\langle \bar{\psi} \psi \rangle = \frac{T}{V} \frac{\partial}{\partial m} \ln Z. \quad (12)$$

This is an order parameter only for massless quarks, but like the Polyakov loop, still provides information on quark confinement in general.

III. DYNAMIC STABILISATION

We found that even with a large number of gauge cooling steps, instabilities still may appear [44] in HDQCD simulations. These change the distribution of the observables during the Langevin process and lead to wrong results.

Figure 1 shows the Langevin time evolution of the Polyakov loop and of the unitarity norm. This situation has a very mild sign problem, with average phase $\langle e^{2i\phi} \rangle = 0.9978(2) - 0.0003(57)i$, and thus results from reweighting are reliable. We observe two distinct regions: one is characterised by a sufficiently small unitarity norm and agreement between gauge cooling and reweighting results. At a larger Langevin time, i.e. $\theta \gtrsim 50$, the agreement disappears as the unitarity norm becomes too large. It has been concluded in [44] that a large unitarity norm is an indicator of these instabilities, with 0.03 being a conservative threshold, after which results become unreliable.

To keep the unitarity norm under control we have developed a new technique—dynamic stabilisation—which consists of adding a SU(3) gauge invariant force to the Langevin drift. This force is designed to grow rapidly with the unitarity norm d and to be directed towards the

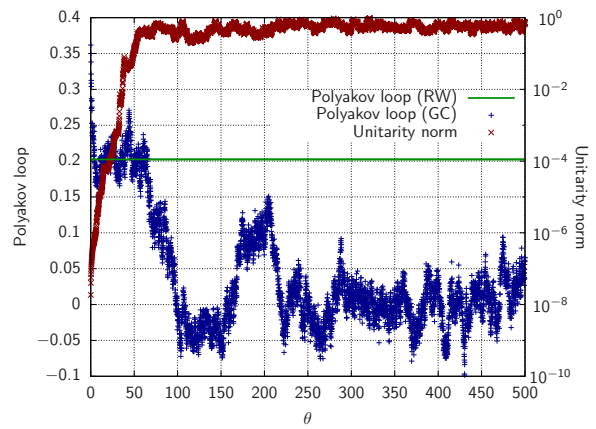


FIG. 1. The average Polyakov loop (red) and unitarity norm (green) as functions of the Langevin time for HDQCD on a $10^3 \times 4$ lattice, with $\kappa = 0.04$, $\beta = 5.8$ and $\mu = 0.7$. Agreement with reweighting is found when the unitarity norm is lower than $O(0.1)$. The data was first presented in [44].

SU(3) manifold. One possible implementation is given by the substitution

$$K_{x,\mu}^a \rightarrow K_{x,\mu}^a + i\alpha_{\text{DS}} M_x^a, \quad (13)$$

with the new term

$$M_x^a = ib_x^a \left(\sum_c b_x^c b_x^c \right)^3 \quad (14)$$

and

$$b_x^a = \text{Tr} \left[\lambda^a \sum_{\nu} U_{x,\nu} U_{x,\nu}^\dagger \right]. \quad (15)$$

We remark that our choice for the additional force, which acts equally in all four directions, is not unique. The parameter α_{DS} allows us to control the strength of this force. A similar strategy has been used successfully for nonrelativistic fermions in one dimension [59, 60].

We point out that M_x^a is not invariant under general $\text{SL}(3, \mathbb{C})$ gauge transformations, but it is with respect to SU(3) transformations. Moreover, it is not holomorphic, since it is constructed to be a function of only the non-unitary part of the gauge links, i.e., of the combination UU^\dagger . This is necessary to make M_x^a scale with the unitarity norm, such that explorations of the non-unitary directions can be controlled. Therefore, it cannot be obtained from a derivative of the action. This invalidates the standard justification for the validity of complex Langevin [32, 33], which require a holomorphic Langevin drift. Nevertheless, numerical evidence of the convergence to the correct limit of CL simulations with dynamic stabilisation will be shown in sections V and VI.

A naïve expansion of M_x^a in powers of the lattice spacing is possible if one writes the $\text{SL}(3, \mathbb{C})$ gauge links as

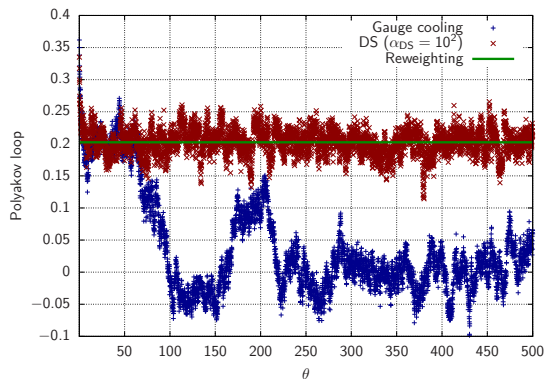


FIG. 2. The average Polyakov loop as function of the Langevin time for HDQCD on a $10^3 \times 4$ lattice, with $\kappa = 0.04$, $\beta = 5.8$, $\mu = 0.7$ and $\alpha_{\text{DS}} = 100$.

$U_{x,\nu} = \exp [ia\lambda^a (A_{x,\nu}^a + iB_{x,\nu}^a)]$. Then, formally,

$$M_x^a \sim a^7 \left(\sum_c \overline{B}_x^c \overline{B}_x^c \right)^3 \overline{B}_x^a + O(a^8), \quad (16)$$

$$\overline{B}_x^a = \sum_\nu B_{x,\nu}^a. \quad (17)$$

The continuum behaviour will be discussed in section V, where we show results for different gauge couplings. By construction, the DS drift is purely imaginary and thus acts only on the imaginary parts of the Langevin drift. Checks of how the Langevin and DS drifts behave in a situation with a severe sign problem are shown in section IV.

An initial result of complex Langevin simulations using one step of gauge cooling¹ and dynamic stabilisation is shown in fig. 2. We have used the same parameters of fig. 1 and found agreement with reweighting for the entire length of the simulation. Figure 2 also demonstrates that it is possible to stabilise complex Langevin simulations in a way that gauge cooling alone is not able to, allowing for longer simulation times and thus smaller statistical errors.

IV. DEPENDENCE OF OBSERVABLES ON α_{DS}

The complexity of gauge theories makes it difficult to predict the effect of the control parameter α_{DS} on the Langevin dynamics. However, two limiting cases can be expected: for small α_{DS} the DS drift becomes very small, essentially not affecting the dynamics. For large values of

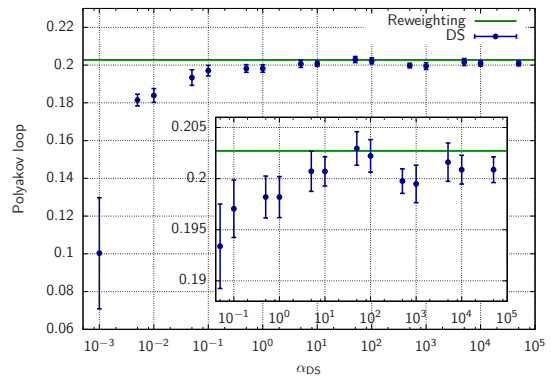


FIG. 3. The average Polyakov loop as a function of α_{DS} compared with the result generated with reweighting for HDQCD in a $10^3 \times 4$ lattice, with $\kappa = 0.04$, $\beta = 5.8$ and $\mu = 0.7$. Agreement is found once α_{DS} is sufficiently large.

α_{DS} , the DS force heavily suppresses excursions into the non-unitary directions of $\text{SL}(3, \mathbb{C})$, which can be interpreted as a gradual reunification of the gauge links. We illustrate the effect of different α_{DS} on complex Langevin simulations of HDQCD in two cases. The first scenario corresponds to an average phase of the quark determinant close to unity, i.e., when the sign problem is mild and comparisons with reweighting are possible. In the second case, the average phase is very small, indicating a severe sign problem. Both scenarios have been simulated with inverse coupling $\beta = 5.8$ and hopping parameter $\kappa = 0.04$. Additionally, one gauge cooling step has been applied between consecutive Langevin updates.

Results for the first scenario are shown in fig. 3. These simulations use a volume of $\Omega = 10^3 \times 4$ and chemical potential $\mu = 0.7$. We find agreement with reweighting for sufficiently large α_{DS} . Figure 3 seems to indicate that one could choose an arbitrarily large α_{DS} . However, it is necessary to keep in mind that, for these parameters, these simulations have the average phase of the fermion determinant close to unity, and a very mild sign problem.

When the sign problem is severe, indicated by a highly oscillating phase of the fermion determinant, reweighting cannot be applied reliably. In principle, complex Langevin combined with gauge cooling is a viable option to simulate these regions of the phase diagram. However, as seen in fig. 1, we have observed disagreement with reweighting, when the unitarity norm becomes too large. Figure 4 shows the Polyakov loop as function of the Langevin time for a scenario with severe sign problem, without and with DS. These simulations were carried out a volume of $\Omega = 8^3 \times 20$ and $\mu = 2.45$. In this case the average phase is $\langle e^{2i\phi} \rangle = -0.0042(35) - 0.0047(35)i$, indicating a very small overlap between the full and phase quenched models. The Polyakov loop in the simulation without DS changes to a different value for $\theta \gtrsim 20$ when the unitarity norm exceeds $O(0.1)$. We use the region before the unitarity norm rises as a reference point to test dynamic stabilisation. Due to this small sampling region,

¹ We have checked that multiple gauge cooling steps lead to a negligible improvement. At least one gauge cooling step is required, since dynamic stabilisation does not affect the real part of the drift, which can develop large fluctuations [57].

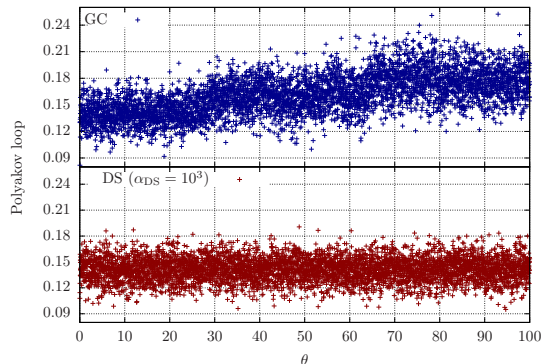


FIG. 4. The Langevin time evolution of the Polyakov loop using gauge cooling (top) and dynamic stabilisation (bottom) for HDQCD on a $8^3 \times 20$ lattice, with $\kappa = 0.04$, $\beta = 5.8$ and $\mu = 2.45$. After a short Langevin time ($\theta \approx 20$) the Polyakov loop changes its behaviour when DS is not used.

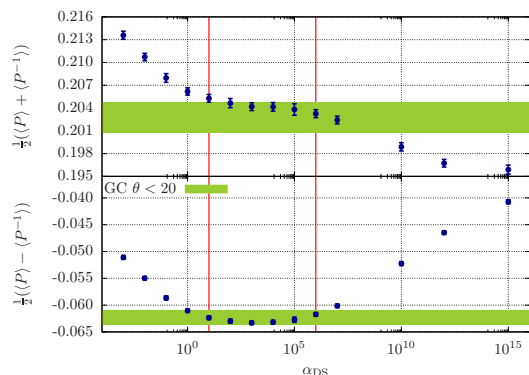


FIG. 5. The average Polyakov loop as function of α_{DS} at $N_\tau = 20$ and $\mu = 2.45$. Also shown are results from simulations with gauge cooling. The vertical red lines indicate the region where there is agreement between GC and DS runs.

the statistical uncertainties of the gauge cooling simulations are comparatively large. The results are compatible for a wide region of α_{DS} , as shown in fig. 5. We find disagreement when α_{DS} is outside a certain window. This can be understood as follows: for α_{DS} very small the DS drift is too small to be effective; on the other hand, large values of the control parameter cause a heavy suppression of the exploration of the non-unitary directions.

Figure 5 shows the existence of a region in α_{DS} , which agrees with GC. Our data suggests that

$$\frac{\partial \mathcal{O}}{\partial \alpha_{\text{DS}}} = 0, \quad (18)$$

for a given observable \mathcal{O} , is a criterion for determining the region where DS gives the correct values². In other

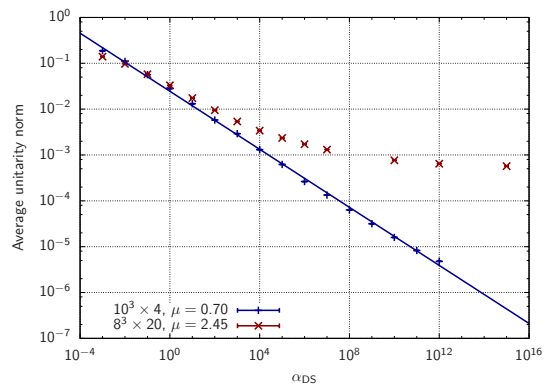


FIG. 6. The average unitarity norm as a function of α_{DS} for HDQCD, with $\kappa = 0.04$, $\beta = 5.8$, and volume and chemical potential indicated on the figure. A power-law line was added to the data with average phase close to unity to guide the eye.

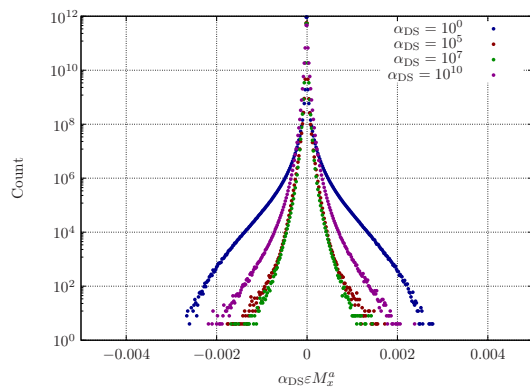


FIG. 7. Histogram of the drift added by dynamic stabilisation for different values of the control parameter α_{DS} .

words, the region of least sensitivity to α_{DS} provides the best estimate.

Fig. 6 shows the average unitarity norm as a function of α_{DS} for both previously studied scenarios, with average phases close to unity and close to zero (parameters shown in the figure). It is visible that DS is able to restrict the exploration of $\text{SL}(3, \mathbb{C})$ to submanifolds whose distance to $\text{SU}(3)$ decrease with α_{DS} . When the sign problem is severe, a plateau in the unitarity norm seems to emerge for large α_{DS} ; while for milder sign problems, the results follow a power-law indicated by the line in the figure.

For the remainder of this section we study histograms of the drift of eq. (13), as they are relevant in the context of the criteria for correctness [32–35]: a heavy-tailed distribution leads to incorrect results. In fig. 7 we show the histograms of the DS drift for four choices for the control parameter α_{DS} . These simulations correspond to the scenario with a severe sign problem, i.e. $\Omega = 8^3 \times 20$ and $\mu = 2.45$. Larger drifts are less frequent than smaller ones. For large enough values of α_{DS} the histograms become more localised distributions.

For $\alpha_{\text{DS}} = 10^0$ we observe larger values of the product

² We thank Gert Aarts for suggesting this.

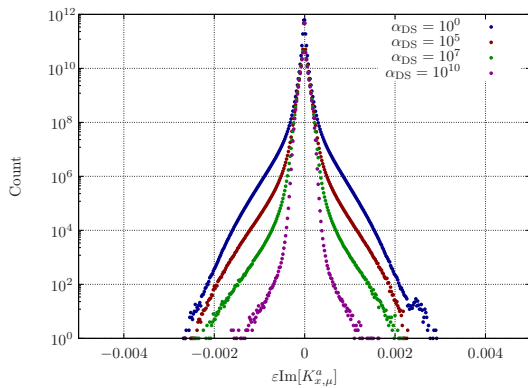


FIG. 8. Histogram of the imaginary part of the Langevin drift, i.e. eq. (20), multiplied by the Langevin step size, for different values of the DS control parameter α_{DS} .

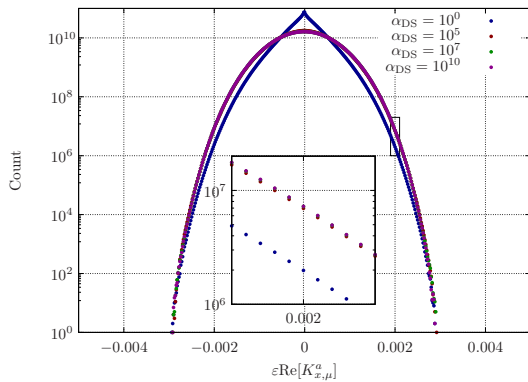


FIG. 9. Histogram of the real part of the Langevin drift, i.e. eq. (19), multiplied by the Langevin step size, for different values of the DS control parameter α_{DS} .

$\alpha_{\text{DS}}\varepsilon M_x^a$, due to the larger unitarity norm. We remind the reader that M_x^a is a function of the combination UU^\dagger (see eq. 14), similar to the unitarity norm. As α_{DS} increases, the unitarity norm decreases and then plateaus (seen in fig. 6), and so does M_x^a . Intuitively, for very large α_{DS} the DS drift overshadows the Langevin drift coming from the physical action.

The Langevin drift from eq. (13) has real and imaginary components given by

$$\text{Re}[K_{x,\mu}^a] = \text{Re}[-D_{x,\mu}^a S], \quad (19)$$

$$\text{Im}[K_{x,\mu}^a] = \text{Im}[-D_{x,\mu}^a S] + i\alpha_{\text{DS}}M_x^a. \quad (20)$$

The suppression of the imaginary part of the Langevin drift can be seen in the histogram of fig. 8. The real part of the drift is plotted in fig. 9 and essentially remains unchanged by dynamic stabilisation, once α_{DS} is sufficiently large, as evident in the inset. For too small values of α_{DS} , the system can explore a large region of $\text{SL}(3, \mathbb{C})$, which causes a different behaviour and lead to convergence to a wrong limit.

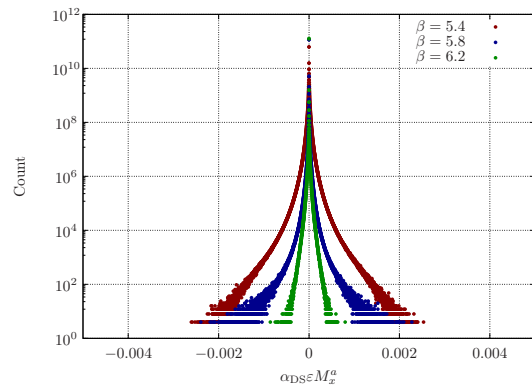


FIG. 10. Histogram of the drift added by dynamic stabilisation for different values of the gauge coupling β .

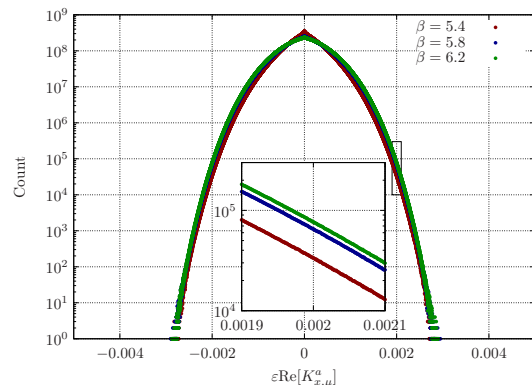


FIG. 11. Histogram of the real part of the Langevin drift for different values of the gauge coupling β .

V. CONTINUUM BEHAVIOUR OF DYNAMIC STABILISATION

To check the continuum limit of the dynamic stabilisation, we have performed three simulations at different gauge couplings, specifically $\beta = 5.4, 5.8$ and 6.2 , in a lattice of volume $8^3 \times 20$, $\kappa = 0.04$, $\mu = 2.45$ and $\alpha_{\text{DS}} = 10^3$. As in the previous section, we have applied one gauge cooling step between subsequent Langevin updates. The resulting histograms for the DS drift are shown in fig. 10. At finer lattices, larger values of the dynamic stabilisation drift M_x^a occur less frequently. Furthermore, the change in gauge coupling has a small effect on the real part of the Langevin drift, as seen in fig. 11. These changes correspond to different physics being simulated at different lattice spacings. This implies that the drift arising from DS, M_x^a , decreases faster than K_x^a .

The deconfinement transition of the heavy dense approximation of QCD was studied in refs. [38, 57]. The gauge coupling was varied in the interval $5.4 \leq \beta \leq 6.2$. These simulations have a lattice of volume $6^3 \times 6$, chemical potential of $\mu = 0.85$ and hopping parameter of $\kappa = 0.12$. It was found that the average plaquette from complex Langevin with just gauge cooling disagrees with

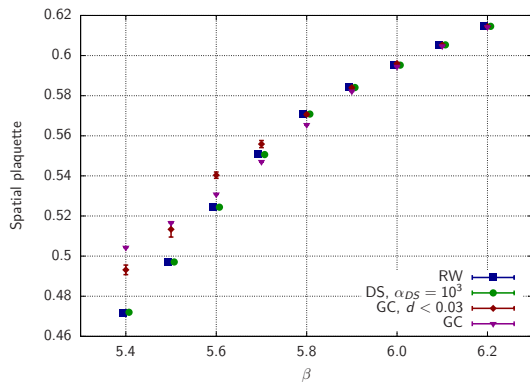


FIG. 12. The average spatial plaquette as function of β . Our simulations use a volume $6^3 \times 6$, $\mu = 0.85$ and $\kappa = 0.12$. The data points have been slightly shifted for better readability.

reweighting for $\beta \lesssim 5.5$. We have investigated whether dynamic stabilisation can remedy this discrepancy. As in our previous studies, we added one step of gauge cooling between consecutive Langevin updates.

Our simulations use an $\alpha_{\text{DS}} = 10^3$. Figure 12 shows the spatial plaquette as function of the gauge coupling. We find good agreement between complex Langevin simulations using dynamic stabilisation and the reweighting results from refs. [38, 57, 61] in both confined and deconfined phases. In table I we further list the average spatial plaquette between simulations that used reweighting, dynamic stabilisation and just gauge cooling. The discrepancy between reweighting and gauge cooling results is clearly visible. On the other hand, agreement between DS and reweighting can be seen for all values of β used in the simulations.

VI. STAGGERED QUARKS

A. Staggered quarks at $\mu = 0$

In order to evaluate the fermionic contribution to the Langevin drift of eq. (4) we employ a bilinear noise scheme and the conjugate gradient method to calculate the trace and inverse, respectively. One characteristic of the bilinear noise scheme is that, at $\mu = 0$, the drift is real only on average [43]. Therefore, a non-zero unitarity norm is expected even for vanishing chemical potential. This can cause simulations to diverge. We have investigated whether DS is able to successfully keep the unitarity norm under control, by comparing complex Langevin and hybrid Monte-Carlo (HMC) simulations³. We have used four different lattice volumes, 6^4 , 8^4 , 10^4 and 12^4 .

³ We thank Philippe de Forcrand for providing the results from hybrid Monte-Carlo simulations.

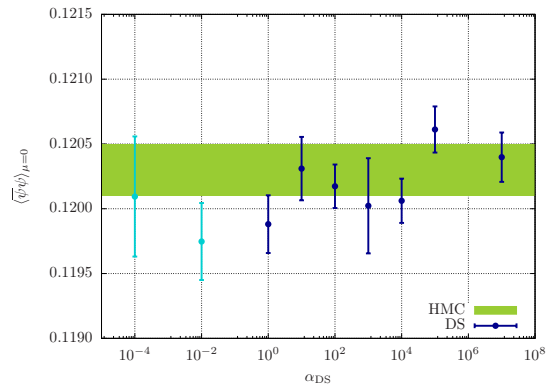


FIG. 13. The chiral condensate at zero chemical potential as a function of α_{DS} . The green band represents the value obtained from a HMC simulation. The simulations were carried out in a volume of $6^3 \times 6$, four quark flavours of mass $m = 0.025$, and gauge coupling $\beta = 5.6$.

First, we have identified a suitable value for the control parameter α_{DS} following the procedure in section IV, i.e. using equation (18). After finding the optimal values for α_{DS} for each lattice size, we extrapolated the results to zero Langevin step size. We have performed studies with four degenerate quark flavours of mass $m = 0.025$ and inverse coupling $\beta = 5.6$. We have analysed the average values of the plaquette and (unrenormalised) chiral condensate. For these parameters, the quarks are deconfined, indicated by non-zero values for the chiral condensate.

The results for the chiral condensate at zero chemical potential for $\Omega = 6^4$ are shown in fig. 13, where the green band indicates the result from the HMC run. The Langevin simulations had an average step size of $\sim 4 \times 10^{-5}$, which leads to approximately 3000–5000 independent configurations, including an auto-correlation analysis as proposed in [62]. We find very good agreement between hybrid Monte-Carlo and complex Langevin simulations. The two leftmost points have a unitarity norm larger than 0.03 and are thus not taken into account.

Figure 14 displays a comparison of the plaquette between complex Langevin and HMC for the lattice volume of 12^4 . A straight line has been fitted to the points generated by the Langevin simulations to extrapolate to zero step size, as the integration scheme is of first order [50]. We find clear agreement within the quoted uncertainties. Results for the average plaquette and chiral condensate after extrapolation to zero step size can be found in table II. The table shows excellent agreement between HMC and CL simulations for both observables in all four volumes considered.

Recent works on complex Langevin and gauge cooling applied to staggered fermions include [63, 64]. There, a discrepancy between the CLE and exact results is reported for $V = 12^4$ at the same inverse coupling and quark mass used here, but with two flavours of staggered

TABLE I. The average value for the spatial plaquette, from HDQCD simulations at $6^3 \times 6$, $\kappa = 0.12$ and $\mu = 0.85$, using reweighting, dynamic stabilisation and gauge cooling. Reweighting data have been taken from [38, 57, 61]

β	RW	DS	GC
5.4	0.47164(33)	0.472007(86)	0.504292(75)
5.5	0.49687(38)	0.49708(11)	0.516607(56)
5.6	0.52461(47)	0.52441(12)	0.530817(72)
5.7	0.55086(63)	0.55064(19)	0.547050(97)
5.8	0.57097(58)	0.570849(69)	0.56547(22)
5.9	0.58417(47)	0.584086(37)	0.58220(16)
6.0	0.59533(42)	0.595220(28)	0.594490(67)
6.1	0.60533(38)	0.605332(24)	0.604713(50)
6.2	0.61460(36)	0.614567(22)	0.614275(33)

TABLE II. Average values for the plaquette and chiral condensate from simulations of four flavours of naïve staggered fermions at $\beta = 5.6$, $m = 0.025$ and $\mu = 0$. The Langevin results have been obtained after extrapolation to zero step size.

Volume	Plaquette		$\bar{\psi}\psi$	
	HMC	Langevin	HMC	Langevin
6^4	0.58246(8)	0.582452(4)	0.1203(3)	0.1204(2)
8^4	0.58219(4)	0.582196(1)	0.1316(3)	0.1319(2)
10^4	0.58200(5)	0.58201(4)	0.1372(3)	0.1370(6)
12^4	0.58196(6)	0.58195(2)	0.1414(4)	0.1409(3)

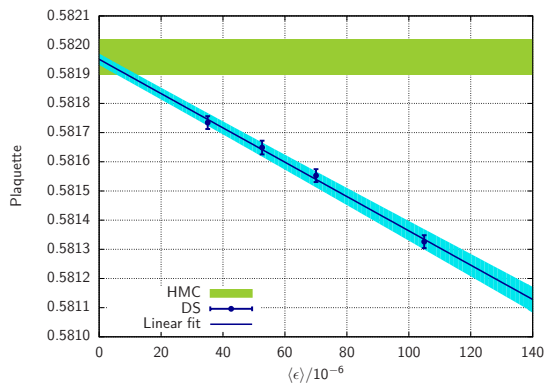


FIG. 14. The plaquette at zero chemical potential as a function of the average Langevin step size. The green band represents the value obtained from a HMC simulation and the blue region depicts the error band from the linear fit to the Langevin data.

fermions. This tension can potentially be removed by using dynamic stabilization and careful extrapolation to zero step size. A larger volume ($V = 16^4$) has been considered in [65].

B. Staggered quarks at $\mu \neq 0$

We have carried out a qualitative simulation of staggered quarks at high temperatures spanning a wide range of μ . The chemical potentials vary from $\mu = 0$ until saturation, where the entire lattice is filled with quarks. We use lattices with a spatial volume of $V = 12^3$ for two different temperatures, $N_\tau = 2$ and 4, with two degenerate quark flavours of mass $m = 0.025$. The inverse coupling is fixed to $\beta = 5.6$. With these input parameters, the pion and nucleon masses are $m_\pi \approx 0.42$ and $m_N \approx 0.93$ in lattice units [66]. At high temperatures, the inversion of the fermion matrix is numerically cheap and converges quickly even for large μ . At lower temperatures, however, we have seen that the inversion becomes more expensive, as the number of iterations easily exceed 10^4 . Further work using more state-of-the-art inverters and algorithms are under way and will enable simulations at lower temperatures. As before, we employ one step of gauge cooling and add a DS force with a control parameter of $\alpha_{DS} = 10^3$. The chiral condensate, shown in fig. 15, is not extrapolated to zero step size, but serves as a proof of principle. Also shown in the plot are vertical lines indicating the regions of pion ($\mu = m_\pi/2$) and baryon condensation ($\mu = m_N/3$). This figure shows that there are, in principle, no obstacles for a complex Langevin simulation of dynamical quarks.

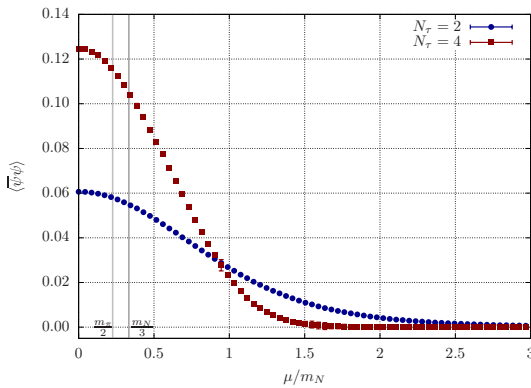


FIG. 15. The chiral condensate as a function of the chemical potential, in units of the nucleon mass, for different temperatures. Also indicated are the lines of pion (left) and baryon (right) condensation.

VII. SUMMARY AND OUTLOOK

Dynamic stabilisation (DS) was introduced to deal with instabilities found in complex Langevin simulations, especially when the gauge coupling is small or the unitarity norm rises steadily. The method is based on adding a non-holomorphic drift to complex Langevin dynamics to keep simulations in the vicinity of the $SU(3)$ manifold. We have studied the dependence of the observables on the control parameter α_{DS} and have presented a criterion to tune it appropriately. We also found numerical evidence that the DS drift decreases when the lattice spacing is reduced and has a localised distribution. Dynamic stabilisation improved results on the deconfinement transition for HDQCD, previously shown in [38], where a discrepancy between reweighting and complex Langevin was observed. We find good agreement with reweighting for all gauge couplings in both confined and deconfined phases.

We presented a study of complex Langevin simulations of QCD with naïve staggered fermions at vanishing chemical potential. After extrapolating the Langevin results to zero step size, we found excellent agreement between complex Langevin and hybrid Monte-Carlo simulations for the plaquette and chiral condensate for four different lattice volumes, despite dynamic stabilisation adding a non-holomorphic drift. Our findings rectify the discrepancy found in earlier studies in [63, 64]. For $\mu > 0$, we were able to observe changes in the chiral condensate as the chemical potential increases at high temperatures. In those cases, dynamic stabilisation kept the unitarity norm under control and allowed for long simulations. However, the extent of these studies were limited, as simulations at lower temperatures showed a numerical difficulty arising from the inversion of the fermion matrix.

More analytical work on the justification of dynamic stabilisation is desirable, as DS formally violates the proof of convergence of CL. Nevertheless, numerical evidence clearly shows no difference between HMC and CL,

even at a sub-permille level. This needs to be confirmed at non-zero μ , by comparing with other approaches, such as those mentioned in section I. We are currently working on using improved algorithms and state-of-the-art inversion techniques. Those will allow for better control over the inversion of quark matrix and enable simulations at lower temperatures and finite density.

VIII. ACKNOWLEDGEMENTS

We would like to thank Gert Aarts, Dénes Sexty, Erhard Seiler and Ion-Olimpiu Stamatescu for invaluable discussions and collaboration. We are indebted to Philippe de Forcrand for providing us with the HMC results for staggered fermions. We are grateful for the computing resources made available by HPC Wales. This work was facilitated through the use of advanced computational, storage, and networking infrastructure provided by the Hyak supercomputer system at the University of Washington. The work of FA was supported by US DOE Grant No. DE-FG02-97ER-41014.

Appendix A: Heavy-dense QCD

A useful testing ground for methods to deal with the sign problem is the heavy-dense limit of QCD (HDQCD) [45, 46]. In this model, quarks can only evolve in the (Euclidean) temporal direction, with the spatial hoppings neglected. The gluonic action is the standard Wilson gauge action. The temporal hoppings are kept, so that all dependence on the chemical potential is retained. This model shares interesting features with QCD, such as the sign and overlap problems as well as a phase transition at zero temperature and finite μ , and is therefore ideal for testing the effects of dynamic stabilisation. The QCD effective action reads

$$S = S_{\text{YM}} - \ln \det M(U, \mu), \quad (\text{A1})$$

with S_{YM} being the Wilson gauge action, at inverse coupling β . The HDQCD fermion determinant simplifies to

$$\det M = \prod_{\vec{x}} \left\{ \det \left[1 + h e^{\mu/T} \mathcal{P}_{\vec{x}} \right]^2 \left[1 + h e^{-\mu/T} \mathcal{P}_{\vec{x}}^{-1} \right]^2 \right\}, \quad (\text{A2})$$

where $T = 1/N_\tau$ is the temperature, μ is the chemical potential, $h = (2\kappa)^{N_\tau}$. Lattice units are used throughout this paper. The Polyakov loop and its inverse read

$$\mathcal{P}_{\vec{x}} = \prod_{\tau=0}^{N_\tau-1} U_{(\vec{x},\tau),\hat{4}}, \quad \mathcal{P}_{\vec{x}}^{-1} = \prod_{\tau=N_\tau-1}^0 U_{(\vec{x},\tau),\hat{4}}^{-1}. \quad (\text{A3})$$

The term with $e^{-\mu/T}$, which is irrelevant in the heavy-dense limit ($\kappa \rightarrow 0$ and $\mu \rightarrow \infty$, with κe^μ kept constant), is required for the symmetry $[\det M(\mu)]^* = \det M(-\mu^*)$.

Appendix B: Staggered quarks

We have used the unimproved staggered fermion action for N_F fermion flavours, whose matrix elements read

$$M(U, \mu)_{x,y} = m\delta_{x,y} + \sum_{\nu} \frac{\eta_{\nu}(x)}{2} \left[e^{\mu\delta_{\nu,4}} U_{x,\nu} \delta_{x+a_{\nu},y} - e^{-\mu\delta_{\nu,4}} U_{x-a_{\nu},\nu}^{-1} \delta_{x-a_{\nu},y} \right], \quad (\text{B1})$$

with x and y being spacetime coordinates, $\eta_{\nu}(x)$ the Smit-Kawamoto phase and a_{ν} is a unit vector in the ν -direction. The staggered fermion matrix has the symmetry,

$$\epsilon_x M(U, \mu)_{x,y} \epsilon_y = M^*(U, -\mu^*)_{y,x}, \quad (\text{B2})$$

where $\epsilon_x = (-1)^{x_1+x_2+x_3+x_4}$ is the staggered equivalent of γ_5 . This implies that $\det M(U, \mu) = \det M^\dagger(U, -\mu^*)$, leading to a complex effective action and a sign problem for real chemical potentials.

The Langevin drift originating from the effective action using eq. (B1) is given by

$$K_F = D_{x,\mu}^a \ln \det M(U, \mu) = \frac{N_F}{4} \text{Tr} [M^{-1}(U, \mu) D_{x,\mu}^a M(U, \mu)]. \quad (\text{B3})$$

We have used the bilinear noise scheme and the conjugate gradient method to evaluate the trace and inversion, respectively, in the fermionic drift [43]. At $\mu = 0$ the drift is real. However, in the bilinear noise scheme this is true only on average. Therefore, a non-zero unitarity norm is expected.

-
- [1] S. Borsanyi, Z. Fodor, C. Hoelbling, S. D. Katz, S. Krieg and K. K. Szabo, *Phys. Lett.* **B730** (2014) 99–104 [1309.5258].
- [2] HOTQCD collaboration, A. Bazavov et al., *Phys. Rev.* **D90** (2014) 094503 [1407.6387].
- [3] P. de Forcrand, *PoS LAT2009* (2009) 010 [1005.0539].
- [4] G. Aarts, *J. Phys. Conf. Ser.* **706** (2016) 022004 [1512.05145].
- [5] G. Parisi, *Phys. Lett.* **131B** (1983) 393–395.
- [6] J. R. Klauder, *Acta Phys. Austriaca Suppl.* **25** (1983) 251–281.
- [7] J. R. Klauder, *J. Phys.* **A16** (1983) L317.
- [8] J. R. Klauder, *Phys. Rev.* **A29** (1984) 2036–2047.
- [9] P. de Forcrand, J. Langelage, O. Philipsen and W. Unger, *Phys. Rev. Lett.* **113** (2014) 152002 [1406.4397].
- [10] J. Glesaaen, M. Neuman and O. Philipsen, *JHEP* **03** (2016) 100 [1512.05195].
- [11] P. de Forcrand, W. Unger and H. Vairinhos, *Phys. Rev.* **D97** (2018) 034512 [1710.00611].
- [12] E. Witten, *AMS/IP Stud. Adv. Math.* **50** (2011) 347–446 [1001.2933].
- [13] AURORASCIENCE collaboration, M. Cristoforetti, F. Di Renzo and L. Scorzato, *Phys. Rev.* **D86** (2012) 074506 [1205.3996].
- [14] A. Alexandru, G. Basar, P. F. Bedaque, G. W. Ridgway and N. C. Warrington, *JHEP* **05** (2016) 053 [1512.08764].
- [15] H. Fujii, D. Honda, M. Kato, Y. Kikukawa, S. Komatsu and T. Sano, *JHEP* **10** (2013) 147 [1309.4371].
- [16] J. Nishimura and S. Shimasaki, *JHEP* **06** (2017) 023 [1703.09409].
- [17] A. Alexandru, G. Basar, P. F. Bedaque, S. Vartak and N. C. Warrington, *Phys. Rev. Lett.* **117** (2016) 081602 [1605.08040].
- [18] K. Langfeld, B. Lucini and A. Rago, *Phys. Rev. Lett.* **109** (2012) 111601 [1204.3243].
- [19] C. Gattringer and K. Langfeld, *Int. J. Mod. Phys.* **A31** (2016) 1643007 [1603.09517].
- [20] N. Garron and K. Langfeld, *Eur. Phys. J.* **C76** (2016) 569 [1605.02709].
- [21] G. Endrodi, Z. Fodor, S. D. Katz, D. Sexty, K. K. Szabo and C. Torok, 1807.08326.
- [22] A. Alexandru, P. F. Bedaque, H. Lamm and S. Lawrence, *Phys. Rev.* **D97** (2018) 094510 [1804.00697].
- [23] G. Parisi and Y.-s. Wu, *Sci. Sin.* **24** (1981) 483.
- [24] G. Aarts, *Phys. Rev. Lett.* **102** (2009) 131601 [0810.2089].
- [25] G. Aarts and K. Splittorff, *JHEP* **08** (2010) 017 [1006.0332].
- [26] G. Aarts and F. A. James, *JHEP* **01** (2012) 118 [1112.4655].
- [27] J. Ambjorn and S. K. Yang, *Phys. Lett.* **165B** (1985) 140.
- [28] J. Ambjorn, M. Flensburg and C. Peterson, *Nucl. Phys.* **B275** (1986) 375–397.
- [29] G. Aarts and F. A. James, *JHEP* **08** (2010) 020 [1005.3468].
- [30] J. Berges, S. Borsanyi, D. Sexty and I. O. Stamatescu, *Phys. Rev.* **D75** (2007) 045007 [hep-lat/0609058].
- [31] J. Berges and D. Sexty, *Nucl. Phys.* **B799** (2008) 306–329 [0708.0779].
- [32] G. Aarts, E. Seiler and I.-O. Stamatescu, *Phys. Rev.* **D81** (2010) 054508 [0912.3360].
- [33] G. Aarts, F. A. James, E. Seiler and I.-O. Stamatescu, *Eur. Phys. J.* **C71** (2011) 1756 [1101.3270].
- [34] G. Aarts, F. A. James, J. M. Pawłowski, E. Seiler, D. Sexty and I.-O. Stamatescu, *JHEP* **03** (2013) 073 [1212.5231].
- [35] G. Aarts, P. Giudice and E. Seiler, *Annals Phys.* **337** (2013) 238–260 [1306.3075].
- [36] K. Nagata, J. Nishimura and S. Shimasaki, *Phys. Rev.* **D94** (2016) 114515 [1606.07627].
- [37] K. Nagata, J. Nishimura and S. Shimasaki, *JHEP* **05** (2018) 004 [1802.01876].
- [38] E. Seiler, D. Sexty and I.-O. Stamatescu, *Phys. Lett.* **B723** (2013) 213–216 [1211.3709].
- [39] K. Nagata, J. Nishimura and S. Shimasaki, *PTEP* **2016** (2016) 013B01 [1508.02377].
- [40] K. Nagata, J. Nishimura and S. Shimasaki, *JHEP* **07** (2016) 073 [1604.07717].

- [41] J. Bloch, J. Glesaaen, J. J. M. Verbaarschot and S. Zafeiropoulos, *JHEP* **03** (2018) 015 [1712.07514].
- [42] G. Aarts, E. Seiler, D. Sexty and I.-O. Stamatescu, *Phys. Rev.* **D90** (2014) 114505 [1408.3770].
- [43] D. Sexty, *Phys. Lett.* **B729** (2014) 108–111 [1307.7748].
- [44] G. Aarts, F. Attanasio, B. Jäger and D. Sexty, *JHEP* **09** (2016) 087 [1606.05561].
- [45] I. Bender, T. Hashimoto, F. Karsch, V. Linke, A. Nakamura, M. Plewnia et al., *Nucl. Phys. Proc. Suppl.* **26** (1992) 323–325.
- [46] G. Aarts and I.-O. Stamatescu, *JHEP* **09** (2008) 018 [0807.1597].
- [47] G. Aarts, F. Attanasio, B. Jäger and D. Sexty, *Acta Phys. Polon. Supp.* **9** (2016) 621 [1607.05642].
- [48] F. Attanasio and B. Jäger, *PoS LATTICE2016* (2016) 053 [1610.09298].
- [49] F. Attanasio and B. Jäger, *EPJ Web Conf.* **175** (2018) 07039 [1710.06165].
- [50] P. H. Damgaard and H. Huffel, *Phys. Rept.* **152** (1987) 227.
- [51] A. Mollgaard and K. Splittorff, *Phys. Rev.* **D88** (2013) 116007 [1309.4335].
- [52] J. Nishimura and S. Shimasaki, *Phys. Rev.* **D92** (2015) 011501 [1504.08359].
- [53] K. Splittorff, *Phys. Rev.* **D91** (2015) 034507 [1412.0502].
- [54] J. Greensite, *Phys. Rev.* **D90** (2014) 114507 [1406.4558].
- [55] G. Aarts, E. Seiler, D. Sexty and I.-O. Stamatescu, *JHEP* **05** (2017) 044 [1701.02322].
- [56] G. Aarts, F. A. James, E. Seiler and I.-O. Stamatescu, *Phys. Lett.* **B687** (2010) 154–159 [0912.0617].
- [57] G. Aarts, L. Bongiovanni, E. Seiler, D. Sexty and I.-O. Stamatescu, *Eur. Phys. J.* **A49** (2013) 89 [1303.6425].
- [58] G. Aarts, F. Attanasio, B. Jäger, E. Seiler, D. Sexty and I.-O. Stamatescu, *PoS LATTICE2015* (2016) 154 [1510.09098].
- [59] A. C. Loheac and J. E. Drut, *Phys. Rev.* **D95** (2017) 094502 [1702.04666].
- [60] L. Rammelmüller, W. J. Porter, J. E. Drut and J. Braun, *Phys. Rev.* **D96** (2017) 094506 [1708.03149].
- [61] I.-O. Stamatescu. Private communication, 2016.
- [62] ALPHA collaboration, U. Wolff, *Comput. Phys. Commun.* **156** (2004) 143–153 [hep-lat/0306017].
- [63] D. K. Sinclair and J. B. Kogut, *PoS LATTICE2015* (2016) 153 [1510.06367].
- [64] D. K. Sinclair and J. B. Kogut, *PoS LATTICE2016* (2016) 026 [1611.02312].
- [65] D. K. Sinclair and J. B. Kogut, *EPJ Web Conf.* **175** (2018) 07031 [1710.08465].
- [66] K. M. Bitar et al., *Phys. Rev.* **D49** (1994) 6026–6038 [hep-lat/9311027].