


A Simple Primal-Dual Approximation Algorithm for 2-Edge-Connected Spanning Subgraphs

Stephan Beyer

Theoretical Computer Science, Osnabrück University, Germany


stephan.beyer@uni-osnabrueck.de

 0000-0001-5274-0447

Markus Chimani

Theoretical Computer Science, Osnabrück University, Germany


markus.chimani@uni-osnabrueck.de

 0000-0002-4681-5550

Joachim Spoerhase

Department of Computer Science, Aalto University, Finland

joachim.spoerhase@aalto.fi

 0000-0002-2601-6452

Abstract

We propose a simple and natural approximation algorithm for the problem of finding a 2-edge-connected spanning subgraph of minimum total edge cost in a graph. The algorithm maintains a spanning forest starting with an empty edge set. In each iteration, a new edge incident to a leaf is selected in a natural greedy manner and added to the forest. If this produces a cycle, this cycle is contracted. This growing phase ends when the graph has been contracted into a single node and a subsequent cleanup step removes redundant edges in reverse order.

We analyze the algorithm using the primal-dual method showing that its solution value is at most 3 times the optimum. Although this only matches the ratio of existing primal-dual algorithms, we require only a single growing phase, thereby addressing a question by Williamson. Also, we consider our algorithm to be not only conceptually simpler than the known approximation algorithms but also easier to implement in its entirety. For n and m being the number of nodes and edges, respectively, it runs in $\mathcal{O}(\min\{nm, m + n^2 \log n\})$ time and $\mathcal{O}(m)$ space without data structures more sophisticated than binary heaps and graphs, and without graph algorithms beyond depth-first search.

2012 ACM Subject Classification Mathematics of computing → Approximation algorithms, Mathematics of computing → Paths and connectivity problems

Keywords and phrases network design, 2-edge-connected, primal-dual, approximation algorithm

Funding The first two authors are supported by the German Research Foundation (DFG), grant CH 897/3-1. The third author is supported by the European Research Council (ERC) under the European Union’s Horizon 2020 research and innovation programme, grant 759557, and by the Academy of Finland, grant 310415.

1 Introduction

An undirected multigraph $G = (V, E)$ with $n := |V|$, $m := |E|$, $m \geq n$, is *2-edge-connected* if for every edge $e \in E$ the graph $G - e := (V, E \setminus \{e\})$ is connected. The *minimum 2-edge-connected spanning subgraph* problem (2ECSS) is defined as follows: Given a 2-edge-connected undirected multigraph $G = (V, E)$ with edge costs $c: E \rightarrow \mathbb{R}_{\geq 0}$, find an edge subset $E' \subseteq E$ of minimum cost $c(E') := \sum_{e \in E'} c(e)$ such that $G' = (V, E')$ is 2-edge-connected. Any edge

XX:2 A Simple Primal-Dual Approximation Algorithm for 2ECSS

of G may only be used once in G' . 2ECSS is a fundamental NP-hard network design problem that arises naturally in the planning of infrastructure where one wants to guarantee a basic fault tolerance.

Related work. Some algorithms mentioned below work not only for 2ECSS but for more general problems, like k ECSS with $k \geq 2$. Since we are interested in the former, we describe their results, in particular the achieved approximation ratios, in the context of 2ECSS. We restrict our attention to algorithms able to work on general edge costs (in contrast to, e.g., metric or Euclidean edge costs).

The first algorithms [1, 7] yield 3-approximations by using a minimum spanning tree in G and augmenting it to become 2-edge-connected. The factor 3 is based on a 2-approximation for the latter problem (often called *weighted tree augmentation*). The algorithm of [1] runs in $\mathcal{O}(n^2)$ time and that of [7] in $\mathcal{O}(m + n \log n)$.

In [8], a 2-approximation algorithm is obtained by reducing the problem to a weighted matroid intersection problem that can be solved in time $\mathcal{O}(n(m + n \log n) \log n)$ [2]. The 2-approximation algorithm in [6] is based on iterative rounding of solutions to a linear programming formulation that we will see in a later section. On the negative side, no algorithm with factor less than 2 is known, and, unless $P = NP$, there cannot be a polynomial-time approximation with ratio better than roughly $1 + \frac{1}{300}$ [10].

Besides the algorithms mentioned above, there is a separate history of applying the primal-dual method. The basic idea of a primal-dual algorithm is that a feasible solution to the dual of the aforementioned linear program is computed and this process is exploited to compute an approximate primal solution. There are several primal-dual 3-approximation algorithms [3, 5, 9, 11, 13] with the best running time being $\mathcal{O}(n^2 + n\sqrt{m} \log \log n)$. All algorithms grow a solution in two phases: they first obtain a spanning tree, and then augment that tree to be 2-edge-connected. Then, unnecessary edges are deleted in a cleanup phase to obtain minimality. Most algorithms are algorithmically complex and, for example, require solving multiple network flow problems.

Contribution. We present a *simple* 3-approximation algorithm, analyzed using primal-dual techniques, that finds a minimal 2-edge-connected spanning subgraph on general edge costs.

In comparison to the other primal-dual algorithms, we grow the solution in a single phase, i.e. we omit obtaining an intermediate spanning tree. Thus we make progress on the question by Williamson [12] if it is possible “to design a single phase algorithm for some class of edge-covering problems”. The (to our best knowledge) new conceptual idea is to modify the classical synchronized primal-dual scheme by growing the solution only at leaves of the current solution. We contract arising 2-edge-connected components on the fly. Although we do not beat the so-far best primal-dual approximation ratio 3, our algorithmic framework may offer new insight for further improvements.

Moreover, our algorithm is conceptually much simpler than the aforementioned approximation algorithms. In contrast to the 2-approximation algorithms based on weighted matroid intersection or linear programming, our algorithm requires only trivial data structures (arrays, lists, graphs, and optionally binary heaps) and no graph algorithms beyond depth-first search. It is simple to implement in its entirety to run in $\mathcal{O}(\min\{nm, m + n^2 \log n\})$ time while occupying only $\mathcal{O}(m)$ space.

Preliminaries. We always consider an undirected multigraph $G = (V, E)$ with node set V and edge set E . As we allow parallel edges, we identify edges by their names, not by

their incident nodes. For each $e \in E$, let $V(e) := \{v, w\} \subseteq V$ be the two nodes incident to e . We may describe subgraphs of G simply by their (inducing) edge subset $H \subseteq E$. By $V(H) := \bigcup_{e \in H} V(e)$ we denote the set of nodes spanned by the edges of H . For each $v \in V(H)$, let $\delta_H(v) := \{e \in H \mid v \in V(e)\}$ be the edges incident to v . For any $S \subsetneq V(H)$, let $\delta_H(S) := \{e \in H \mid V(e) = \{u, v\}, u \in S, v \notin S\}$. The *degree* $\deg_H(v) := |\delta_H(v)|$ of $v \in V$ in H is the number of incident edges of v in H .

A *path* P of length $k \geq 0$ is a subgraph with $P = \{e_1, \dots, e_k\}$ such that there is an orientation of its edges where the head of e_i coincides with the tail of e_{i+1} for $i < k$. In such an orientation, let u be the tail of e_1 and v the head of e_k . We call u and v the *endpoints* of P , and P a *u - v -path* (or, equivalently, a *path between u and v*). Observe that our definition of paths allows nodes but not edges to repeat (due to set notation). A path P is *simple* if and only if $\deg_P(v) \leq 2$ for all $v \in P$. For a simple u - v -path P , we call $V(P) \setminus \{u, v\}$ the *inner nodes* of P . We call a path *closed* if both endpoints coincide (i.e., if it is a u - v -path with $u = v$), and *open* otherwise. A *cycle* is a closed path of length at least 2. We say two paths P_1, P_2 are *disjoint* if and only if $P_1 \cap P_2 = \emptyset$, i.e., they do not share a common edge (they may share nodes).

Let G be 2-edge-connected. An edge $e \in E$ is *essential* if and only if $E \setminus \{e\}$ is not 2-edge-connected; it is *nonessential* otherwise. An *ear* is a simple path P of length at least 1 such that $E \setminus P$ is 2-edge-connected.

For any function $f: A \rightarrow B$ and any $A' \subseteq A$, we denote by $f(A') := \{f(a) \mid a \in A'\}$ the image of A' under f (unless otherwise stated). We also define $f^{-1}(b) := \{a \in A \mid f(a) = b\}$.

Organization of the paper. Although our algorithm (which is described in Section 2) turns out to be surprisingly simple, its analysis is more involved. In Section 3, we will show its time and space complexity as well as its approximation ratio (under the assumption that a particular *leaf-degree property*, which may be of independent interest, holds in every step of the algorithm). The technical proof of the leaf-degree property is deferred to Section 4, where it is shown independently (also to simplify the required notation).

2 The Algorithm

Our algorithm is outlined in Algorithm 1. Given a (multi-)graph $G = (V, E)$ with cost function $c: E \rightarrow \mathbb{R}_{\geq 0}$, the main *grow phase* selects edges $T \subseteq E$ such that T is spanning and 2-edge-connected, but not necessarily minimal. The central idea of the grow phase—in contrast to several other primal-dual approaches—is to only grow the solution with edges that are currently attached to leaves.¹ Afterwards, a trivial *cleanup phase* removes nonessential edges from T , checking them in reverse order, to obtain the final solution.

The rest of this paper focuses on proving our main Theorem 1 below.

► **Theorem 1.** *There is an algorithm for 2ECSS that runs in $\mathcal{O}(\min\{nm, m + n^2 \log n\})$ time and $\mathcal{O}(m)$ space. It obtains solutions within three times the optimum.*

¹ This is a key difference to the *second* phase suggested in [9], which on first sight looks somewhat similar (but leads to very different proof strategies). In particular, we can directly attack the 2-edge-connected subgraph in a single phase, instead of a multi-phase growing procedure where each phase has to consider distinct objectives and rules.

Algorithm 1: Approximation algorithm for 2ECSS

```

1 graph  $G' = (V', E')$  with edge costs  $c' := c$  as a copy of  $G = (V, E)$ 
2 solution  $T := \emptyset$ 
3 forest  $F := (V', \emptyset)$ 

4 while  $F$  is not a single node do // grow phase
5   Simultaneously for each leaf in  $F$ , decrease the cost  $c'$  of its incident edges in  $G'$ 
   until an edge, say  $\tilde{e}$ , gets cost 0; by this, an edge cost  $c'$  is reduced with double
   speed if it is incident to two leaves
6   Add  $\tilde{e}$  to  $F$  and to  $T$ 
7   if  $\tilde{e}$  closes a cycle  $Q$  in  $F$  then contract  $Q$  in  $F$  and in  $G'$ 

8 forall  $e \in T$  in reverse order do // cleanup phase
9   if  $T - e$  is 2-edge-connected then remove  $e$  from  $T$ 

```

3 Analysis of Algorithm 1 (Proof of Theorem 1)

We call the iterations within the phases of Algorithm 1 *grow steps* and *cleanup steps*, respectively. In a grow step, a cycle may be contracted and some edges become incident to the contracted node. As we identify edges by their names, the names of these edges are retained although their incident nodes change.

Let E' and E_F be the edge set of G' and F , respectively. During the algorithm we have the following invariants: both G' and F use the common node set V' that describes a partition of V ; we consider T to form a subgraph of G ; each edge in E_F represents an edge of T that is not part of a cycle in G ; we have $E_F \subseteq E' \subseteq E$.

Initially, each node of V forms an individual partition set, i.e., $|V'| = |V|$, and $E_F = \emptyset$. We merge partition sets (nodes of V' , cf. line 7) when we contract a cycle, i.e., when the corresponding nodes in V induce a 2-edge-connected subgraph in T . Arising self-loops are removed both from G' and F . The grow phase terminates once $|V'| = 1$, i.e., all nodes of V are in a common 2-edge-connected component.

Observe that for an edge $e \in E'$, we naturally define $V(e) \subseteq V$ as its incident nodes in original G , and $V'(e) \subseteq V'$ as its incident nodes in G' and F .

Let $L := \{v \in V' \mid \deg_F(v) \leq 1\}$ be the set of leaves (including isolated nodes) in F . For any edge $e \in E'$, let $\ell_e := |V'(e) \cap L| \in \{0, 1, 2\}$ be the number of incident nodes of e that are leaves in F . An edge $e \in E'$ is *eligible* if $e \notin T$ and $\ell_e \geq 1$. Let $\Delta(e) := \frac{c'(e)}{\ell_e}$ for eligible edges $e \in E'$. Now line 5 can be described as first finding the minimum (w.r.t. Δ) eligible edge $\tilde{e} \in E$, and then, for each eligible edge e , decreasing $c'(e)$ by $\ell_e \Delta(\tilde{e})$. For convenience, we denote $\Delta(\tilde{e})$ by $\tilde{\Delta}$.

3.1 Time and Space Complexity

Here we state the main time and space complexity results for Algorithm 1.

► **Lemma 2.** *Algorithm 1 can be implemented to run in $\mathcal{O}(nm)$ time and $\mathcal{O}(m)$ space using only arrays and lists.*

Proof. Let us first describe the used data structures. The graphs G' and F are stored naturally using the adjacency list representation. We store T as a list (or array) and manage

the costs c' in an array. The space consumption of $\mathcal{O}(m)$ follows directly, and the initialization of all data structures takes $\mathcal{O}(m)$ time.

We now show that there are $\mathcal{O}(n)$ grow and cleanup steps. Consider T directly after the grow phase. Let $T_0 \subsetneq T$ be the edges that led to a contraction, thus $|T_0| < n$. The edges $T \setminus T_0$ form a tree since any cycle would lead to a contraction.

Line 5 takes $\mathcal{O}(m)$ time by iterating over all $e \in E'$ twice, first to find \tilde{e} , and second to reduce the costs c' . Line 6 adds \tilde{e} to T and to F in constant time. For line 7, we can find the respective cycle in F (or determine that it does not exist) in $\mathcal{O}(n)$ time using depth-first search. The contractions of the (same) cycle in G' and F are performed in $\mathcal{O}(n)$ time.

For the running time of a cleanup step (line 9), consider T at the current iteration. Note that T induces a 2-edge-connected graph. We can check in $\mathcal{O}(|T|)$ time if an edge $e \in T$ with $V(e) = \{s, t\}$ is essential using a simplified version of the classical 2-connectivity test: Perform a depth-first search in $T - e$ starting at s to compute the DFS indices for each node. Using a single bottom-up traversal, compute $\text{low}(u)$ for each $u \in V$ where $\text{low}(u)$ is the node with the smallest DFS index reachable from u by using only edges in the DFS tree to higher DFS indices, and at most one edge not in the DFS tree. Now initialize $v := t$ and iteratively go to $v := \text{low}(v)$ until $v = \text{low}(v)$. Clearly, there is a cycle in $T - e$ containing s and t if and only if $v = s$; otherwise e is essential. \blacktriangleleft

Unfortunately, m can be unbounded if G has parallel edges. We can improve the running time for graphs with $m \in \omega(n \log n)$. For this, we first shrink m to $\mathcal{O}(n^2)$ by removing uninteresting (parallel) edges in the beginning as well as after every contraction. Then, we use one global value Γ that simulates the shrinking of all costs c' in constant time, and we use $\mathcal{O}(\sqrt{m})$ binary heaps of size $\mathcal{O}(\sqrt{m})$ to manage the eligible edges and their costs c' ; $\mathcal{O}(n)$ many updates in these binary heaps lead to a dominating running time of $\mathcal{O}(n \log n)$ per grow step.

► **Lemma 3.** *Algorithm 1 can be implemented to run in $\mathcal{O}(m + n^2 \log n)$ time and $\mathcal{O}(m)$ space using only arrays, lists, and binary heaps.*

Proof. Consider a set of $p > 2$ pairwise parallel edges. We call each of the $p - 2$ highest-cost edges *futile*. By removing all futile edges we decrease the maximum edge-multiplicity in G to 2. This reduction can be performed in $\mathcal{O}(m + n^2)$ time (e.g., by using n buckets for the neighbors of each $v \in V$). This guarantees that each node has degree $\mathcal{O}(n)$, hence from now on $m \in \mathcal{O}(n^2)$. Whenever we contract a cycle Q of n_Q nodes into a single node q in line 7, we re-establish $\text{deg}_{G'}(q) \in \mathcal{O}(n)$ by removing arising self-loops and futile edges. Spotting futile edges requires $\mathcal{O}(n)$ time per contraction. Although there are $\mathcal{O}(n_Q^2)$ edges within $V(Q)$ (which become self-loops at q) and $\mathcal{O}(n_Q n)$ edges from $V(Q)$ to $V_G \setminus V(Q)$, the removal of the self-loops and futile edges takes $\mathcal{O}(m)$ time in total (for the whole grow phase), since any edge is removed at most once.

Instead of storing c' directly, store a single global value Γ , initially being zero, and for each edge $e \in E'$, store a value $\tilde{\Delta}(e)$ that keeps the invariant $\tilde{\Delta}(e) = \Delta(e) + \Gamma$ if e is eligible and $\tilde{\Delta}(e) = c'(e)$ if not. Furthermore, we partition the eligible edges of E' arbitrarily into $\Theta(\sqrt{m})$ many (binary) heaps of size $\Theta(\sqrt{m})$, with $\tilde{\Delta}$ as the priorities. Initially, all edges are eligible. The initialization takes $\mathcal{O}(m)$ time.

By looking at the minimum edge of each heap, we can find and extract \tilde{e} (see line 5) in $\mathcal{O}(\sqrt{m})$ time. To decrease $c'(e)$ by $\ell_e \tilde{\Delta}$ for all eligible $e \in E'$, we have to decrease $\Delta(e)$ by $\tilde{\Delta}$ which is performed by increasing Γ by $\tilde{\Delta}$ in constant time. Observe that this preserves the invariant: If e is eligible, decreasing $c'(e)$ by $\ell_e \tilde{\Delta}$ updates $\Delta(e)$ to $\frac{c'(e) - \ell_e \tilde{\Delta}}{\ell_e} = \frac{c'(e)}{\ell_e} - \tilde{\Delta}$, which is exactly what increasing Γ by $\tilde{\Delta}$ does; otherwise, neither $\Delta(e)$ nor Γ is changed.

Adding edge e with $V'(e) = \{s, t\}$ to F (line 6) or contracting a cycle Q into q (line 7) may change the ℓ_e values of all $\mathcal{O}(n)$ edges in G incident to s and t or to q , respectively. If ℓ_e decreases to 0, we remove e from its heap; if it increases from 0, we re-add it to its original heap. Otherwise, if ℓ_e decreases from 2, we want $\Delta(e)$ to double; if it increases to 2, $\Delta(e)$ should be halved. The necessary changes to $\bar{\Delta}(e)$ follow straightforwardly. Each necessary operation on a heap requires $\mathcal{O}(\log n)$ time. We can hence perform each grow step in $\mathcal{O}(n \log n)$ time. \blacktriangleleft

3.2 Analysis of the Approximation Ratio

Let $\mathcal{S} := 2^V \setminus \{\emptyset, V\}$ and $\mathcal{S}_e := \{S \in \mathcal{S} \mid e \in \delta_G(S)\}$ for any $e \in E$. We analyze the approximation ratio using the primal-dual method. Hence consider the basic integer program for 2ECSS:

$$\text{minimize } \sum_{e \in E} c(e)x_e \tag{1}$$

$$\sum_{e \in \delta_G(S)} x_e \geq 2 \quad \forall S \in \mathcal{S} \tag{2}$$

$$x_e \in \{0, 1\} \quad \forall e \in E. \tag{3}$$

For its linear relaxation, (3) is substituted by $0 \leq x_e \leq 1$ for every $e \in E$. The bound $x_e \leq 1$ is important since edge duplications are forbidden. Its dual program is

$$\text{maximize } 2 \sum_{S \in \mathcal{S}} y_S - \sum_{e \in E} z_e \tag{4}$$

$$\sum_{S \in \mathcal{S}_e} y_S - z_e \leq c(e) \quad \forall e \in E \tag{5}$$

$$y_S \geq 0 \quad \forall S \in \mathcal{S} \tag{6}$$

$$z_e \geq 0 \quad \forall e \in E. \tag{7}$$

We show that Algorithm 1 implicitly constructs a solution (\bar{y}, \bar{z}) to the dual program. Let (\bar{y}^i, \bar{z}^i) denote this dual solution computed after the i -th grow step. Initially, we have the dual solution $(\bar{y}^0, \bar{z}^0) = 0$. Following this notion, let $F^i = (V^i, E_{F^i})$ be the forest after the i -th grow step, $L^i := \{v \in F^i \mid \deg_{F^i}(v) \leq 1\}$, and $\ell_e^i := |V'(e) \cap L^i|$ for each $e \in E'$. For any node $v \in V'$, let $S(v)$ be the corresponding node subset of V .

► **Lemma 4.** *The grow phase constructs a feasible solution to the dual problem implicitly as follows. We have, for each $v \in V'$ and $i \geq 1$,*

$$\bar{y}_{S(v)}^i := \begin{cases} \bar{y}_{S(v)}^{i-1} + \tilde{\Delta} & \text{if } v \in L^{i-1} \\ \bar{y}_{S(v)}^{i-1} & \text{otherwise,} \end{cases} \quad \bar{z}_e^i := \begin{cases} \bar{z}_e^{i-1} + \tilde{\Delta} & \text{if } v \in L^{i-1} \text{ and } e \in \delta_{F^{i-1}}(v) \\ \bar{z}_e^{i-1} & \text{otherwise.} \end{cases}$$

Proof. Let \bar{c}^i be c' after the i -th grow step. Initially, $(\bar{y}^0, \bar{z}^0) = 0$ matches the initialization $\bar{c}^0 := c$. Consider the i -th grow step. We show that (\bar{y}^i, \bar{z}^i) satisfies (i) $\bar{c}^i(e) = c(e) - \sum_{S \in \mathcal{S}_e} \bar{y}_S^i + \bar{z}_e^i$, i.e., the right-hand side minus the left-hand side of (5), and (ii) $\bar{c}^i(e) \geq 0$, i.e., the constructed solution is feasible.

(i) The claim is trivial for $v \notin L^{i-1}$ since the corresponding variables do not change. Consider $v \in L^{i-1}$ and any $e \in \delta_G(S(v))$. By $\bar{y}_{S(v)}^i = \bar{y}_{S(v)}^{i-1} + \tilde{\Delta}$, we have $\sum_{S \in \mathcal{S}_e} \bar{y}_S^i - \bar{z}_e^i = \sum_{S \in \mathcal{S}_e} \bar{y}_S^{i-1} - \bar{z}_e^{i-1} - \tilde{\Delta}$ for the left-hand side of (5). By the definition of \bar{z}_e^i , this coincides with

$\sum_{S \in \mathcal{S}_e} \bar{y}_S^i - \bar{z}_e^i$ if $e \in \delta_F(v)$, and with $\sum_{S \in \mathcal{S}_e} \bar{y}_S^i - \bar{z}_e^i - \tilde{\Delta}$ otherwise. This change is reflected exactly by $\bar{c}^i(e) := \bar{c}^{i-1}(e) - \ell_e^{i-1} \tilde{\Delta}$ (that is, decreasing c' by $\tilde{\Delta}$ for each leaf incident to e in F) if and only if e is eligible.

(ii) Assume by contradiction that there is an $e \in E$ with $\bar{c}^{i-1}(e) \geq 0$ and $\bar{c}^i(e) < 0$. Note that $\bar{c}^{i-1}(\tilde{e}) = \ell_{\tilde{e}}^{i-1} \tilde{\Delta}$. By $\bar{c}^i(e) := \bar{c}^{i-1}(e) - \ell_e^{i-1} \tilde{\Delta} < 0$ we get $\bar{c}^{i-1}(e) < \ell_e^{i-1} \tilde{\Delta}$, which contradicts the choice of \tilde{e} . \blacktriangleleft

Let \bar{T} be the solution edges remaining after the cleanup phase. Let (V^i, \bar{T}^i) be the graph on nodes V^i that consists of all edges in \bar{T} without self-loops. In other words, \bar{T}^i are the edges corresponding to \bar{T} when mapped into the node partition defined by F^i . We partition L^i into the set $L_0^i := \{v \in L^i \mid \deg_{F^i}(v) = 0\}$ of isolated nodes in F^i , the set $L_1^i := \{v \in L^i \mid \deg_{F^i}(v) = 1, \delta_{F^i}(v) \subseteq \bar{T}^i\}$ of degree-1 nodes in F^i incident to an edge in the contracted solution \bar{T}^i , and the set $L_2^i := \{v \in L^i \mid \deg_{F^i}(v) = 1, \delta_{F^i}(v) \cap \bar{T}^i = \emptyset\}$ of degree-1 nodes in F^i incident to an edge in $E^i \setminus \bar{T}^i$, i.e., not being in the contracted solution.

► **Lemma 5.** *For each i , every edge $e \in \bar{T}^i \setminus E_{F^i}$ is essential in $(V^i, \bar{T}^i \cup E_{F^i})$.*

Proof. First observe that for a cycle Q in a 2-edge-connected graph H , an edge $e \notin Q$ is essential in H if and only if e is essential in H after contracting Q .

The claim holds trivially for the single-node forest (i.e., after the last grow step). Consider any i where we have that every edge $e \in \bar{T}^i \setminus E_{F^i}$ is essential in $(V^i, \bar{T}^i \cup E_{F^i})$. In the i -th grow step, we insert an edge $e \in \bar{T}^{i-1} \setminus E_{F^{i-1}}$ into F^{i-1} or possibly contract an emerging cycle. In any way, $e \notin \bar{T}^i \setminus E_{F^i}$. By induction, all edges $\bar{T}^{i-1} \setminus (E_{F^{i-1}} \cup \{e\})$ are essential. If e was nonessential, the cleanup step corresponding to the i -th grow step would remove e . \blacktriangleleft

► **Lemma 6 (Leaf-Degree Property).** *We have $\sum_{v \in L^i} \deg_{\bar{T}^i}(v) \leq 3(|L^i| + |L_0^i|) + |L_1^i|$.*

Note that Lemma 5 is a prerequisite for Lemma 6. The proof of Lemma 6 is highly non-trivial and may be of independent interest. We thus defer its presentation, together with all the required notations and further definitions, to Section 4. There, we will restate the lemma (including all prerequisites) in more general terms as Theorem 8.

► **Lemma 7.** *The solution obtained by Algorithm 1 is within three times the optimum.*

This result is tight as can be seen in Figure 1.

Proof. Let (\bar{y}, \bar{z}) be the *dual* solution Algorithm 1 produces implicitly, as described by Lemma 4, with dual solution value B . On the other hand, \bar{T} is called our *primal* solution. Note that for all edges $e \in \bar{T}$, we have $c'(e) = 0$, i.e., their constraints (5) are tight. Hence we can rewrite our primal solution value

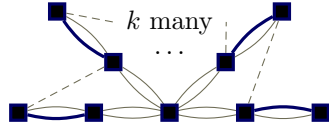
$$c(\bar{T}) = \sum_{e \in \bar{T}} c(e) = \sum_{e \in \bar{T}} \left(\sum_{S \in \mathcal{S}_e} \bar{y}_S - \bar{z}_e \right) = \sum_{S \in \mathcal{S}} \deg_{\bar{T}}(S) \bar{y}_S - \sum_{e \in \bar{T}} \bar{z}_e.$$

We prove a 3-approximation by showing that $c(\bar{T}) \leq 3B$, i.e.,

$$\sum_{S \in \mathcal{S}} \deg_{\bar{T}}(S) \bar{y}_S - \sum_{e \in \bar{T}} \bar{z}_e \leq 3 \left(\sum_{S \in \mathcal{S}} 2\bar{y}_S - \sum_{e \in E} \bar{z}_e \right),$$

or equivalently

$$\sum_{S \in \mathcal{S}} \deg_{\bar{T}}(S) \bar{y}_S \leq 6 \sum_{S \in \mathcal{S}} \bar{y}_S - 2 \sum_{e \in \bar{T}} \bar{z}_e - 3 \sum_{e \in E \setminus \bar{T}} \bar{z}_e. \quad (8)$$



$$\begin{aligned} \sum_{v \in L} \deg_{E'}(v) &= 8k \\ |L_0| &= 1, |L_1| = 2k, |L_2| = 0 \\ 3(|L| + |L_0|) + |L_1| &= 8k + 6 \end{aligned}$$

■ **Figure 1** An example showing tightness for the approximation ratio as well as for the leaf-degree property. For the approximation ratio, consider all thick edges' costs to be 0, all solid thin edges' costs 1, and all dashed edges' costs $1 + \varepsilon$ for an arbitrary small $\varepsilon > 0$. The algorithm's solution consists of all solid edges of total cost $3k$. The optimum solution is the Hamiltonian cycle consisting of all dashed edges, all thick edges, and two solid thin edges to connect the center node. Its total cost is $k + 1 + (k - 1)\varepsilon$. The ratio $\frac{3k}{k+1+(k-1)\varepsilon}$ approaches 3 for $k \rightarrow \infty$. For the leaf-degree property, all edges are in E , thick edges in $F \subsetneq E$, solid edges in $E' \subsetneq E$.

Observe that (8) trivially holds initially since all values (\bar{y}^0, \bar{z}^0) are zero. We show that (8) holds after each grow step. Assume it holds for (\bar{y}^i, \bar{z}^i) . We look at the increase of the left-hand side and right-hand side of (8) when adding an edge to F^i . By Lemma 4, we have $\bar{y}_{S(v)}^{i+1} = \bar{y}_{S(v)}^i + \tilde{\Delta}$ for all $v \in L^i$ and $\bar{z}_e^{i+1} = \bar{z}_e^i + \tilde{\Delta}$ for all $e \in \delta_F(L_1^i \cup L_2^i)$. Hence it remains to show that

$$\sum_{v \in L^i} \deg_{\bar{F}^i}(v) \tilde{\Delta} \leq 6 \sum_{v \in L^i} \tilde{\Delta} - 2 \sum_{v \in L_1^i} \tilde{\Delta} - 3 \sum_{v \in L_2^i} \tilde{\Delta}$$

holds. After dividing by $\tilde{\Delta}$ and since $|L^i| = |L_0^i| + |L_1^i| + |L_2^i|$, the right-hand side simplifies to $6|L^i| - 2|L_1^i| - 3|L_2^i| = 6|L_0^i| + 4|L_1^i| + 3|L_2^i| = 3(|L^i| + |L_0^i|) + |L_1^i|$, i.e., we have Lemma 6. ◀

4 The Leaf-Degree Property (Proof of Lemma 6)

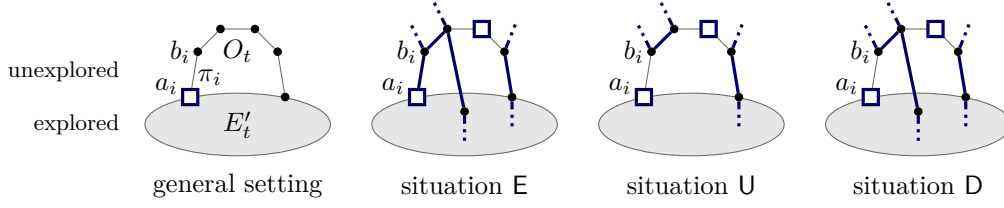
This section is dedicated to show the following theorem. The theorem is a reformulation of Lemma 6 in terms that are totally independent of the setting and notation used in the previous section.

► **Theorem 8** (Reformulation of Lemma 6). *Let $G = (V, E)$ be a 2-edge-connected graph and E' a minimal 2-edge-connected spanning subgraph in G . Let $F \subseteq E$ be an edge set describing a (not necessarily spanning) forest in G such that each edge $e \in E' \setminus F$ is essential in $E' \cup F$. Let $L_0 := V \setminus V(F)$, $L_1 := \{v \in V(F) \mid \deg_F(v) = 1, \delta_F(v) \subseteq E'\}$, $L_2 := \{v \in V(F) \mid \deg_F(v) = 1, \delta_F(v) \cap E' = \emptyset\}$, and $L := L_0 \cup L_1 \cup L_2$.*

Then we have $\sum_{v \in L} \deg_{E'}(v) \leq 3(|L| + |L_0|) + |L_1|$.

Figure 1 illustrates an example where the left-hand side approaches the right-hand side. Throughout this section, we will use the following convention: We call the nodes in L leaves; they are either $L_1 \cup L_2$, degree-1 nodes in F , or L_0 , isolated nodes w.r.t. F . This is quite natural since E and E' do not contain any degree-1 nodes. For any subforest $F' \subseteq F$, let $L(F') := L \cap V(F')$. We use the term *component* for a connected component in F since E and E' consist of one connected component only. Hence these two terms only make sense in the context of F .

We consider an *ear decomposition* of E' , that is, we consider an ordered partition of E' into disjoint edge sets O_0, O_1, \dots where O_0 is a simple cycle and where O_t for $t \geq 1$ is a simple u - v -path with $V(O_t) \cap \bigcup_{i=0}^{t-1} V(O_i) = \{u, v\}$. Such an ear decomposition exists since E' is 2-edge-connected. Note that every ear O_t has at least one inner node since it would otherwise only consist of a single edge which would be nonessential in E' . Let $E'_t := \bigcup_{i=0}^{t-1} O_i$ be the subgraph of E' that contains of the first t ears of the ear sequence.



■ **Figure 2** Illustration of the general setting for an ear O_t and a $\pi_i \in \Pi$ with $\theta(b_i) = t$, and examples of situations E, U, and D. Thick edges are in F , rectangular nodes in L .

We interpret the ear decomposition as a sequential procedure. We say O_t is added to E'_t at *time* t . For $t_2 > t_1 \geq 1$, the ear O_{t_1} appears *earlier* than O_{t_2} , and O_{t_2} appears *later* than O_{t_1} . At any time t , we call a node v *explored* if $v \in V(E'_t)$, otherwise it is *unexplored*; we call a component *discovered* if it contains an explored node, otherwise it is *undiscovered*. Observe that the inner nodes v of O_t are not yet explored at time t . We define $\theta(v) := t$ as the time when v will become explored. Clearly, we have $\theta(v) := 0$ for all nodes $v \in O_0$.

The basic idea of our proof is to use the ear sequence to keep track (over time t) of $\deg_{E'_t}(v)$ for $v \in L$ via a charging argument. Consider any $t \geq 1$. An inner (and thus unexplored) node of O_t might be in L . Every such leaf has a degree of 2 in E'_{t+1} . However, the endpoints of O_t may be explored leaves whose degrees increase in E'_{t+1} . We tackle this problem by assigning this increase to other leaves and making sure that the total assignment to each leaf is bounded.

Let Π be the set of all edges in E' that are incident to a leaf that is simultaneously an endpoint of some ear O_t . We denote the edges in Π by $\pi_1, \dots, \pi_{|\Pi|}$ in increasing time of their ears, i.e., for $\pi_i \in O_t, \pi_j \in O_{t'}$ with $i < j$ we have $t \leq t'$. We say i is the *index* of edge $\pi_i \in \Pi$. To be able to refer to the nodes $V(\pi_i) = \{a_i, b_i\}$ by index, we define a_i as the endpoint and b_i as the inner node of the ear containing π_i . Note that there might be distinct $\pi_i, \pi_j \in \Pi$ with $\theta(b_i) = \theta(b_j)$ if both a_i and a_j are leaves (with possibly even $b_i = b_j$). By C_i we denote the component that contains b_i .

For any index i , we may have: *situation E* if π_i is an element of F , *situation U* if $\pi_i \notin F$ and C_i is undiscovered, and *situation D* if $\pi_i \notin F$ and C_i is discovered, c.f. Figure 2.

We will assign the degree increments of a_i to other leaves by some charging scheme χ , which is the sum of several distinct charging schemes. The precise definition of these (sub)schemes is subtle and necessarily intertwined with the analysis of the schemes' central properties. Thus we will concisely define them only within the proofs of Lemmata 9 and 10 below. We call a leaf *charged* due to a specific situation if that situation applied at the time when the increment was assigned to the leaf. Let $\chi_E, \chi_U, \chi_D: L \rightarrow \mathbb{N}$ be the overall charges (on a leaf) due to situation E, U, D, respectively. The leaf-degree property will follow by observing that no leaf is charged too often by these different chargings.

► **Lemma 9.** *We can establish a charging scheme χ_E such that we guarantee $\chi_E(v) \leq 1$ if $v \in L_1$ and $\chi_E(v) = 0$ if $v \in L_0 \cup L_2$.*

Proof. Consider situation E occurring for index i . By $\pi_i \in F$, we have $a_i \in L_1$ (and thus $\chi_E(a_i) = 0$ if $a_i \in L_0 \cup L_2$). Assume situation E occurs for another index $j \neq i$ such that $a_i = a_j$. This yields $\pi_i, \pi_j \in F$ which contradicts that a_i is a leaf. Hence the claim follows by setting $\chi_E(a_i) = 1$. ◀

► **Lemma 10.** *We can establish charging schemes χ_U, χ_D such that we guarantee $\chi_U(v) + \chi_D(v) \leq 2$ if $v \in L_0$ and $\chi_U(v) + \chi_D(v) \leq 1$ if $v \in L_1 \cup L_2$.*

XX:10 A Simple Primal-Dual Approximation Algorithm for 2ECSS

The proof is rather technical and will be proven in the following subsection. It mainly exploits the finding of contradictions to the fact that each edge $e \in E' \setminus F$ is essential in $E' \cup F$. Two mappings can be established: first an injective mapping (based on induction) from edges π_i in situation D to leaves, and second an ‘almost injective’ (relaxing the mappings to L_0 nodes slightly) mapping from edges π_i in situation U to remaining leaves. For the latter, we establish an algorithm that hops through components. We show that this algorithm identifies suitable distinct leaves. The charging schemes χ_U, χ_D with the desired properties follow from these mappings.

Proof of Theorem 8. Let $v \in L$ be any leaf. The charging of v during the whole process is $\chi(v) := 2 + \chi_E(v) + \chi_U(v) + \chi_D(v)$ where the 2 comes from an implicit charging of the degree of v when v is discovered. By Lemmata 9 and 10, we obtain $\chi(v) \leq 4$ for $v \in L_0$, $\chi(v) \leq 4$ for $v \in L_1$, and $\chi(v) \leq 3$ for $v \in L_2$. This yields $\sum_{v \in L} \deg_{E'}(v) \leq 4|L_0| + 4|L_1| + 3|L_2| \leq 3(|L| + |L_0|) + |L_1|$. ◀

4.1 Proof of Lemma 10

We first introduce some notation in order to show Lemma 10. For any subforest $F' \subseteq F$ and $S \in \{U, D\}$, let $\Pi^S(F') := \{\pi_j \in \Pi \mid \text{situation } S \text{ applies for } j \text{ with } b_j \in V(F')\}$. Let $a^S(F') := \{a_j \mid \pi_j \in \Pi^S(F')\}$. For any subgraph H in G and two (not necessarily distinct) nodes $x_1, x_2 \in V(H)$ we define $H[x_1 \sim x_2]$ to be the set of all paths in H between x_1 and x_2 . Consider nodes $w_0, w_1, \dots, w_k \in V$ for some $k \in \mathbb{N}$ and a collection $\mathcal{P}_1, \dots, \mathcal{P}_k$ of w_{j-1} - w_j -paths, that is, $\mathcal{P}_j \subseteq G[w_{j-1} \sim w_j]$ for $j = 1, \dots, k$. Then let $\langle \mathcal{P}_1, \dots, \mathcal{P}_k \rangle$ denote the set of all w_0 - w_k -paths that are the concatenation of k (necessarily) pairwise disjoint paths P_1, \dots, P_k with $P_j \in \mathcal{P}_j$ for $j = 1, \dots, k$. For notational simplicity, we may also use single paths and single edges as sets \mathcal{P}_j . Note that $\langle E'_t[x_1 \sim a_i], E'_t[a_i \sim x_2] \rangle \neq \emptyset$ for nodes $x_1, x_2 \in V(E'_t)$, which follows from the well-known fact that any 2-edge-connected graph contains two disjoint u - v -paths for all nodes u, v .

The below proofs of our auxiliary lemmas will use the following reasoning. We will determine an edge $\pi_j \in \Pi \setminus F$ and a set of paths \mathcal{P} such that there is a cycle $Q \in \mathcal{P}$ with $V(\pi_j) \subseteq V(Q)$, and $\pi_j \notin Q$. Since $\pi_j \notin F$, we say that (j, \mathcal{P}) is a *cycle witness* that contradicts our assumption that every edge in $E' \setminus F$ is essential in $E' \cup F$.

► **Lemma 11.** *Let $\pi_i \in \Pi^D(F)$ and $t := \theta(b_i)$. There are no two disjoint paths in C_i between b_i and explored nodes. Moreover, there is at least one unexplored leaf in C_i .*

Proof. Assume there are two disjoint paths P_1, P_2 between b_i and nodes $w_1, w_2 \in V(E'_t) \cap V(C_i)$, respectively. We can w.l.o.g. assume that P_1, P_2 do not contain explored nodes other than w_1, w_2 , respectively. Then $(i, \langle P_1, E'_t[w_1 \sim a_i], E'_t[a_i \sim w_2], P_2 \rangle)$ is a cycle witness.

The second claim follows directly as b_i is either an unexplored leaf itself or there is a path to another leaf that must be unexplored by the first claim. ◀

Consider component C_i for $\pi_i \in \Pi^D(F)$. Based on the above lemma, we define \bar{C}_i as the unique path in $(C_i \setminus E'_t)[b_i \sim y]$ where $y \in V(E'_t) \cap V(C_i)$ is an explored node. Furthermore, let C_i^* be the component in $C_i \setminus \bar{C}_i$ that contains b_i .

► **Lemma 12.** *Let $S \in \{U, D\}$, $\pi_i \in \Pi^S(F)$, $t := \theta(b_i)$, $H^U := (E' \cup F) \setminus E'_{t+1}$, and $H^D := (E' \cup F) \setminus (E'_t \cup \{\pi_i\} \cup \bar{C}_i)$. We have $H^S[b_i \sim x] = \emptyset$ for any $x \in V(E'_t)$.*

Proof. Assume there is a path $P \in H^S[b_i \sim x]$. Let $Q^U := O_t \setminus \{\pi_i\}$ and $Q^D := \bar{C}_i$. We have a cycle witness $(i, \langle P, E'_t[x \sim a_i], E'_t[a_i \sim y], Q^S \rangle)$ with $y \in V(Q^S) \cap V(E'_t)$. ◀

This allows us to define a *path witness* (j, \mathcal{P}) for a situation $S \in \{\mathbf{U}, \mathbf{D}\}$ as a shorthand for a cycle witness on edge π_j with $P \in H^S$ in the proof of Lemma 12.

► **Lemma 13.** *Let $\pi_i \in \Pi^D(F)$. We have $|\Pi^D(C_i^*)| \leq |a^D(C_i^*) \cup L(C_i^*)| - 1$.*

Proof. Note that $a_i \notin L(C_i^*)$. Let $r := |L(C_i^*)|$, and x_1, x_2, \dots, x_r the members of $L(C_i^*)$ such that for each $j \in \{2, \dots, r\}$ we have $\theta(x_j) \geq \theta(x_{j-1})$. Let T_1 be the path in $C_i^*[b_i \sim x_1]$. Given $T_{j-1}, j \in \{2, \dots, r\}$, we obtain T_j by adding a path $P_j \in (C_i^* \setminus T_j)[h_j \sim x_j]$ where $h_j \in V(T_j)$. Note that $V(P_j) \cap V(T_{j-1}) = \{h_j\}$ and $L(T_j) = L(T_{j-1}) \cup \{x_j\}$. By definition, we have $T_r = C_i^*$. For brevity, let $P'_j := P_j - h_j$ and $a_j := a^D(T_j) \cup L(T_j)$ for any j .

▷ **Claim 1.** Let $P \in C_i^*[b_i \sim x]$ for any $x \in L(C_i^*)$. Let $Q \subseteq P$ be any subpath of P . Then $\Pi^D(Q)$ is independent, i.e., no two of its edges have a common node.

Proof. There are three cases. (1) Assume there are distinct $\pi_k, \pi_\ell \in \Pi^D(Q)$ with $b_k = b_\ell$. Let $t := \theta(b_\ell)$. For w_1, w_2 being the endpoints of O_t , we have a cycle witness $(k, \langle O_t, E'_i[w_1 \sim w_2] \rangle)$. (2) Assume there are distinct $\pi_k, \pi_\ell \in \Pi^D(Q)$ with $b_k = a_\ell$. Since $\pi_k \in \Pi$, we have $b_k \in L$, i.e., Q ends at b_k and $b_k = x$. Hence, $Q[b_\ell \sim b_k]$ contradicts Lemma 11 since $\theta(b_k) = \theta(a_\ell) = t$. (3) Assume there are distinct $\pi_k, \pi_\ell \in \Pi^D(Q)$ with $a_k = a_\ell$, w.l.o.g. $k < \ell$. We have a path witness $(k, \langle Q[b_k \sim b_\ell], \pi_\ell \rangle)$. ◁

▷ **Claim 2.** Let $P \in C_i^*[b_i \sim x]$ for any $x \in L(C_i^*)$. Let $Q \subseteq P$ be any subpath of P with $x \in V(Q)$. Then $x \notin a^D(Q)$.

Proof. Assume not. We have $x \in a^D(O_{\theta(b_k)})$ for some index $k > i$. Hence $x \in V(C_k^*)$ is an explored node at time $\theta(b_k)$ which contradicts Lemma 11. ◁

▷ **Claim 3.** For each $j \in \{2, \dots, r\}$, we have $|a^D(P'_j) \cap a_{j-1}| \leq 1$.

Proof. Assume not. Let Q be the path in T_{j+1} between b_i and x_j . $\Pi^D(Q)$ is independent by Claim 1. Hence there are $\pi_{\ell_1}, \pi_{\ell_2} \in \Pi^D(Q)$ and $v_1, v_2 \in V(T_{j-1} \setminus Q), v_1 \neq v_2$, such that one of the following holds: (1) \mathcal{A}_1 and \mathcal{A}_2 , (2) \mathcal{A}_1 and \mathcal{B}_2 , (3) \mathcal{B}_1 and \mathcal{A}_2 , (4) \mathcal{B}_1 and \mathcal{B}_2 , where $\mathcal{A}_d, d = 1, 2$, is the case that there is a $\pi_{k_d} \in \Pi^D(T_{j-1} \setminus Q)$ with $b_{k_d} = v_d$ and $a_{\ell_d} = a_{k_d}$, and \mathcal{B}_d is the case that we have $v_d \in L(T_{j-1})$ with $a_{\ell_d} = v_d$. W.l.o.g. $\ell_1 \leq \ell_2$.

For case (1), we have a path witness $(\ell_1, \langle P'_j[b_{\ell_1} \sim b_{\ell_2}], \pi_{\ell_2}, \pi_{k_2}, T_{j-1}[v_2 \sim v_1], \pi_{k_1} \rangle)$.

For case (2), we have a path witness $(\ell_1, \langle P'_j[b_{\ell_1} \sim b_{\ell_2}], \pi_{\ell_2}, T_{j-1}[v_2 \sim v_1], \pi_{k_1} \rangle)$.

For case (3), we have a path witness $(\ell_1, \langle P'_j[b_{\ell_1} \sim b_{\ell_2}], \pi_{\ell_2}, \pi_{k_2}, T_{j-1}[v_2 \sim v_1] \rangle)$.

For case (4), we have a path witness $(\ell_1, \langle P'_j[b_{\ell_1} \sim b_{\ell_2}], \pi_{\ell_2}, T_{j-1}[v_2 \sim v_1] \rangle)$. ◁

▷ **Claim 4.** For each $j \in \{2, \dots, r\}$, we have $x_j \notin a_{j-1}$.

Proof. We have $x_j \notin L(T_{j-1})$ by definition of T_{j-1} . It remains to show $x_j \in a^D(T_{j-1})$. Assume not. There is a $\pi_\ell \in \Pi^D(T_{j-1})$ with $a_\ell = x_j$. Choose $x_k \in L(T_{j-1})$ such that b_ℓ lies on the path between b_i and x_k . By definition of x_j , we have $\theta(x_j) > \theta(x_k)$. Lemma 11 at time $\theta(b_\ell)$ gives $\theta(x_k) > \theta(b_\ell)$. By $a_\ell = x_j$, we have $\theta(b_\ell) > \theta(x_j)$, a contradiction. ◁

We show $|\Pi^D(T_j)| \leq |a_j| - 1$ inductively for all $j \in \{1, \dots, r\}$. First consider $j = 1$. Since T_1 is a path, $\Pi^D(T_1)$ is independent by Claim 1; hence $|\Pi^D(T_1)| = |a^D(T_1)|$. The claim follows by observing that $|a^D(T_1)| = |a^D(T_1) \cup \{x_1\}| - 1 = |a_1| - 1$ since $x_1 \notin a^D(T_1)$ by Claim 2. We now assume that the claim holds for $j - 1$ with $j \in \{2, \dots, r\}$, and show that it

holds for j . We get

$$\begin{aligned}
|\Pi^D(T_j)| &= |\Pi^D(P_j) \cup \Pi^D(T_{j-1})| = |\Pi^D(P'_j)| + |\Pi^D(T_{j-1})| \\
&\leq |\Pi^D(P'_j)| + |a_{j-1}| - 1 && \text{by induction} \\
&= |a^D(P'_j)| + |a_{j-1}| - 1 && \text{by Claim 1} \\
&\leq |a^D(P'_j)| + |a_{j-1}| - |a^D(P'_j) \cap a_{j-1}| && \text{by Claim 3} \\
&= |a^D(P'_j) \cup a_{j-1}| \\
&= |a^D(P'_j) \cup a_{j-1} \cup \{x_j\}| - 1 && \text{by Claims 2 and 4} \\
&= |a^D(P'_j) \cup a^D(T_{j-1}) \cup L(T_j)| - 1 \\
&= |a^D(T_j) \cup L(T_j)| - 1 = |a_j| - 1. \quad \blacktriangleleft
\end{aligned}$$

For each $\pi_i \in \Pi^D(F)$, let $s(i) := \min\{j \mid \pi_i \in \Pi^D(C_j^*)\}$ be the index of the earliest situation D on component C_i . Let $\mathbb{S} := \{s(i) \mid \pi_i \in \Pi^D(F)\}$. Using Lemma 13, we construct an injection $\mu_i: \Pi^D(C_i^*) \rightarrow L \setminus \{a_i\}$ for every $i \in \mathbb{S}$. First observe that $|\Pi^D(C_i^*)| \leq |(a^D(C_i^*) \setminus \{a_i\}) \cup L(C_i^*)|$ by $a_i \in a^D(C_i^*)$ and $a_i \notin L(C_i^*)$ (see Lemma 11). There might be distinct $\pi_j, \pi_k \in \Pi^D(C_i^*)$ with $a_j = a_k$. It is possible to construct μ_i as injection such that for each $w \in a^D(C_i^*) \setminus \{a_i\}$ there is one k with $w = a_k$ and $\mu_i(\pi_k) = a_k$. Since components are a partition of F , we can define a mapping $\mu: \Pi^D(F) \rightarrow L$ by $\mu := \bigcup_{j \in \mathbb{S}} \mu_j$.

► **Lemma 14.** *The mapping μ is an injection.*

Proof. Assume there are $\pi_k, \pi_\ell \in \Pi^D(F)$ with $s(k) < s(\ell)$ and $w := \mu_{s(k)}(\pi_k) = \mu_{s(\ell)}(\pi_\ell)$. We have $C_{s(k)}^* \neq C_{s(\ell)}^*$ since otherwise $\mu_{s(k)}(\pi_k) = \mu_{s(k)}(\pi_\ell)$ contradicts the injectivity of $\mu_{s(k)}$. The following three cases remain: (1) $w = a_\ell \in L(C_{s(k)}^*)$, (2) $w = a_k \in L(C_{s(\ell)}^*)$, and (3) $w = a_k = a_\ell$. Consider case (1). By $\ell \neq s(\ell)$ and $k < \ell$ (since $w = a_\ell$), we have a path witness $(s(\ell), \langle C_{s(\ell)}^*[b_{s(\ell)} \sim b_\ell], \pi_\ell, C_{s(k)}^*[w \sim b_{s(k)}], \pi_{s(k)} \rangle)$. Consider case (2). By $k \neq s(k)$ and $\ell < k$ (since $w = a_k$), we have a path witness $(s(\ell), \langle C_{s(\ell)}^*[b_{s(\ell)} \sim w], \pi_k, C_{s(k)}^*[b_k \sim b_{s(k)}], \pi_{s(k)} \rangle)$. For case (3), we have a path witness $(s(\ell), \langle C_{s(\ell)}^*[b_{s(\ell)} \sim b_\ell], \pi_\ell, \pi_k, C_{s(k)}^*[b_k \sim b_{s(k)}], \pi_{s(k)} \rangle)$. ◀

For any $F' \subseteq F$, let $L'(F') := L(F') \setminus \mu(\Pi^D(F))$ be the leaves not used by μ .

► **Lemma 15.** *There is a mapping $\eta: \Pi^U(F) \rightarrow L'(F)$ such that for each $v \in L$, we have $|\eta^{-1}(v)| \leq 2$ if $v \in L_0$ and $|\eta^{-1}(v)| \leq 1$ otherwise.*

Proof. We give an algorithm that establishes our mapping η . Let $C \subseteq F$ be a subtree and $w \in V(C)$. Consider the following recursive algorithm which, invoked on (C, w) , tries to construct a path P between w and a leaf $x \in L'(F)$. P is initially empty and will be extended in each recursion step. Trivially, if there is an $x \in L'(C)$, the algorithm adds the unique path in $C[w \sim x]$ to P and terminates. Otherwise, we have $L'(C) = \emptyset$. There are two cases:

1. There is a $\pi_k \in \Pi^D(C)$. Let C' be the component containing $a_{s(k)}$. We add to P the unique path in $\langle C[w \sim b_{s(k)}], \pi_{s(k)} \rangle$ and recurse on $(C', a_{s(k)})$.
2. We have $\Pi^D(C) = \emptyset$ but then there is a component $C' \neq C$ with $\pi_k \in \Pi^D(C')$ and $\mu(\pi_k) = a_k \in L(C)$. We add to P the unique path in $\langle C[w \sim a_k], \pi_k \rangle$ and recurse on (C', b_k) .

We define C_i^* for a given $\pi_i \in \Pi^U(F)$ to be the component in $C_i \setminus O_{\theta(b_i)}$ that contains b_i . However, there is a tricky exception: if $\pi_{i+1} \in \Pi^U(F)$ and $O_{\theta(b_i)} = \{\pi_i, \pi_{i+1}\}$, i.e., if we have $b_i = b_{i+1}$. Then, if $b_i \in L_0$, we say that C_i^* and C_{i+1}^* consist only of b_i (η may map to it twice anyhow). Otherwise, we have at least two leaves in $C_i = C_{i+1}$. By removing an edge e with $V(e) = \{b_i, z\}$ from C_i , we obtain the two components C_i^* and C_{i+1}^* such that $b_i \notin V(C_i^*)$ and $b_i \in V(C_{i+1}^*)$. For technical simplicity, we set $b'_i := b_i$ if $b_i \in C_i^*$ and $b'_i := z$ otherwise. However, η will never map to z in the following.

We now construct η by invoking the algorithm on (C_i^*, b_i') for each $\pi_i \in \Pi^U(F)$ in chronological order from the latest to the earliest component; we set $\eta(\pi_i) := x$ where x is the found leaf. By construction, b_i is the earliest node in P , since otherwise we would have a path witness (b_i, P) .

Assume by contradiction that the algorithm does not terminate. Consider the recursion step where edges are added to P that are already included in P . P contains a cycle Q . Note that in case (1), we have $\theta(a_{s(k)}) < \theta(w)$, i.e., we go back in time only, and thus Q also involves a case (2) step. On the other hand, after a recursion step handling case (2), we either terminate or recurse into case (1). Hence there is a component C such that by case (2) there is a $\pi_j \in \Pi^D(C)$ with $b_j \in V(C)$ and $j \notin \mathbb{S}$ and by case (1) we have $b_{s(j)} \in V(C)$. Now $Q' := Q \setminus \{\pi_{s(j)}\}$ is a path between $b_{s(j)}$ and $a_{s(j)}$; $(s(j), Q')$ is a path witness.

Now that we can ensure that the algorithm terminates, consider an arbitrary $\pi_i \in \Pi^U(F)$. For an invocation of the algorithm on (C_i^*, b_i') , let $x_i \in L'(F)$ be the resulting leaf and P_i the resulting b_i - x_i -path. Assume that there is a $\pi_j \in \Pi^U(F)$ with $x_i \in \eta(\pi_j)$. Note that $j > i$ since we invoke the recursive algorithm from last to first index. Let y be the first node that P_i and P_j have in common, and let P' be the unique path in $\langle P_j[b_j \rightsquigarrow y], P_i[y \rightsquigarrow b_i] \rangle$. If $\theta(b_j) > \theta(b_i)$, we have a path witness $(j, \langle P', \pi_i \rangle)$. Now consider the case $\theta(b_j) = \theta(b_i)$. Let C be the component containing y . We distinguish the following subcases:

- If $L'(C) = L(C)$, we have $x_i \in L(C)$. If $x_i \in L_0$, we set $\eta(b_i) := x_i$. Otherwise there is an $x_j \in L(C) \setminus \{x_i\}$. Since $\eta(b_j)$ is already set to x_i , we set $\eta(b_i) := x_j$.
- If P' enters C using case (1), there is a $\pi_k \in \Pi^D(P')$ with $k \in \mathbb{S}$ and $a_k \in V(C)$. Then $(k, P'[b_k \rightsquigarrow b_i])$ or $(k, P'[b_k \rightsquigarrow b_j])$ is a path witness since $\theta(b_k) > \theta(b_i) = \theta(b_j)$.
- If P' enters C using case (2), there is a $\pi_k \in \Pi^D(P')$ with $k \notin \mathbb{S}$ and $b_k \in V(C)$. Hence there is a $\pi_{s(k)} \in \Pi^D(C)$ and $(s(k), \langle P'[b_{s(k)} \rightsquigarrow b_i] \rangle)$ or $(s(k), \langle P'[b_{s(k)} \rightsquigarrow b_j] \rangle)$ is a path witness since $\theta(b_{s(k)}) > \theta(b_i) = \theta(b_j)$. ◀

It is now easy to show Lemma 10 using Lemmata 14 and 15. We first charge all situation D nodes, that is, we set $\chi_D(v) = 1$ for all $v \in \mu(\Pi^D(F))$. Now we charge all situation U nodes using η , that is, we have $\chi_U(v) = 1$ for all $v \in L'(F) \setminus L_0$ and $\chi_U(v) \leq 2$ for all $v \in L'(F) \cap L_0$.

5 Conclusion

We presented a simple 3-approximation algorithm for 2ECSS with general edge costs. While there have been primal-dual approximations before (but none achieving a better ratio based on the primal-dual method), they require two grow phases (followed by a cleanup phase) to first compute a tree and then augment this tree to a 2-edge-connected solution. Our approach does not require this separation, by the (to our best knowledge) new idea of growing the solution only at leaves.

While our primal-dual analysis is non-trivial, the resulting algorithm is very straightforward to implement with $\mathcal{O}(\min\{nm, m + n^2 \log n\})$ time, requiring only very basic graph operations and the simplest data structures. An implementation with time $\mathcal{O}(nm)$ is remarkably simple. This is in contrast to the other known primal-dual algorithms. Of those, only the algorithm in [3] achieves a faster running time of $\mathcal{O}(n^2 + n\sqrt{m \log \log n})$, but at the cost of requiring intricate data structures and subalgorithms detailed in separate papers [4, 13]. For sparse graphs, $m \in \mathcal{O}(n)$, our running time is in fact equivalent. For dense simple graphs, $m \in \mathcal{O}(n^2)$, we have $\mathcal{O}(n^2 \log n)$ instead of their $\mathcal{O}(n^2 \sqrt{\log \log n})$.

Note that on instances with uniform costs, the ratio naturally drops to the trivial approximation ratio 2. We may also note that former tight examples (for example, the tight instances for the 3-approximation given in [1, 9]) are now approximated with factor 2.

Moreover, by a simple extension, our algorithm can also compute lower bounds (which could be useful for branch-and-bound algorithms and instance preprocessing), without changing its runtime complexity.

It would be interesting to see if (and how) it is possible to improve our approach to achieve an even better running time or approximation ratio, and/or to transfer it to 2-node-connectivity or generalized edge-connectivity (e.g., $\{0, 1, 2\}$ -survivable network design) problems.

References

- 1 G. N. Frederickson and J. JáJá. Approximation algorithms for several graph augmentation problems. *SIAM J. Comput.*, 10(2):270–283, 1981.
- 2 H. N. Gabow. A matroid approach to finding edge connectivity and packing arborescences. *J. Comput. Syst. Sci.*, 50(2):259–273, 1995.
- 3 H. N. Gabow, M. X. Goemans, and D. P. Williamson. An efficient approximation algorithm for the survivable network design problem. *Math. Program.*, 82:13–40, 1998.
- 4 Harold N. Gabow, Zvi Galil, Thomas H. Spencer, and Robert Endre Tarjan. Efficient algorithms for finding minimum spanning trees in undirected and directed graphs. *Combinatorica*, 6(2):109–122, 1986.
- 5 M. X. Goemans, A. V. Goldberg, S. A. Plotkin, D. B. Shmoys, É. Tardos, and D. P. Williamson. Improved approximation algorithms for network design problems. In *Proc. of SODA'94*, pages 223–232, 1994.
- 6 K. Jain. A factor 2 approximation algorithm for the generalized Steiner network problem. *Combinatorica*, 21(1):39–60, 2001.
- 7 S. Khuller and R. Thurimella. Approximation algorithms for graph augmentation. *J. Algorithms*, 14(2):214–225, 1993.
- 8 S. Khuller and U. Vishkin. Biconnectivity approximations and graph carvings. *J. ACM*, 41(2):214–235, 1994.
- 9 P. N. Klein and R. Ravi. When cycles collapse: A general approximation technique for constrained two-connectivity problems. In *Proc. of IPCO'93*, pages 39–55, 1993.
- 10 David Pritchard. k -edge-connectivity: Approximation and LP relaxation. In *Proc. of WAOA'10*, pages 225–236, 2010.
- 11 H. Saran, V. Vazirani, and N. Young. A primal-dual approach to approximation algorithms for network Steiner problems. In *Proc. of the Indo-US workshop on Cooperative Research in Computer Science*, pages 166–168, 1992.
- 12 D. P. Williamson. *On the Design of Approximation Algorithms for a Class of Graph Problems*. PhD thesis, Massachusetts Institute of Technology, 1993.
- 13 D. P. Williamson, M. X. Goemans, M. Mihail, and V. Vazirani. A primal-dual approximation algorithm for generalized Steiner network problems. *Combinatorica*, 15(3):435–454, 1995.