

COUNTING CONNECTED GRAPHS WITHOUT OVERLAPPING CYCLES

RICHARD J. MATHAR

ABSTRACT. The simple connected graphs may be classified by their cycle composition (number and lengths of cycles). This work derives the counting series of the simple connected graphs that have cycles of unrestricted number and length, but no overlapping cycles. Cycle pairs of these graphs of interest must not have common nodes or edges.

The recipe of counting these graphs is based on the counting series of the associated planted graphs, multisets of planted graphs, a recursive synthesis of enriched trees, and a generalized Otter's formula that maps the underlying rooted block graphs to the underlying block graphs.

1. GRAPH CYCLE STRUCTURES

The simple connected graphs [14, A001349] may be classified by their cycle structure. Classifications may impose restrictions on the number of cycles, the lengths of cycles, the degrees of nodes, or other criteria, see for example:

Example 1. *The subset of graphs without cycles, called trees* [14, A000055];

Example 2. *the unicyclic graphs with cycles of length ≥ 3* [14, A001429];

Example 3. *The connected graphs with at most one cycle, no cycle of length 2* [14, A005703];

Example 4. *the unicyclic graphs with cycles of length ≥ 1 and node degrees not larger than 4* [14, A002094].

This work enumerates a set of graphs posing a restriction on the entanglement of the cycles:

Definition 1. *A C-tree is a simple (loopless, non-oriented, connected) graph where cycle pairs do not overlap, which means any pair of two cycles in the graph must not contain a common node.*

Definition 2. *The ordinary generating function for C-trees on n nodes is*

$$(1) \quad C(x) = \sum_{n \geq 0} c(n)x^n = 1 + x + 2x^2 + \dots$$

Remark 1. *C-trees require that any two cycles are not just sharing no edge but also no node. In that respect C-trees are a narrower concept than Husimi graphs [8, 5].*

Date: August 21, 2018.

2010 Mathematics Subject Classification. Primary 05C30, 05C38; Secondary 05A15.

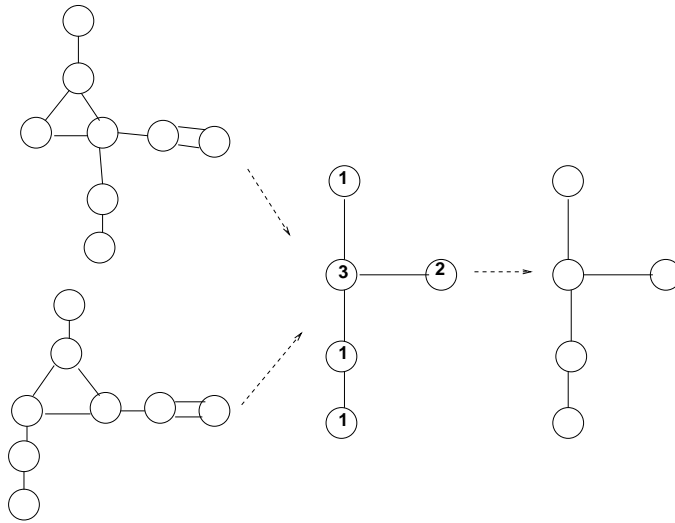


FIGURE 1. Example of a surjection of two C-trees with 8 nodes to a weighted tree of 5 nodes and further surjection to their skeleton tree of 5 nodes.

There is no specification with regard to the length of the cycles in a C-tree. The multiset of cycles may include cycles of length 2 (which will appear as double edges in the illustrations that follow). For the combinatorial enumeration it will often be useful to regard nodes that are not part of any cycle as cycles of length 1. So the trees are C-trees where all cycles have length 1.

Because each node in a C-tree is a member of exactly one cycle (allowing cycles of length 1), there is a surjection of the set of C-trees to trees by contracting the nodes common to a cycle to a single node:

Definition 3. *The skeleton tree of a C-tree is the (ordinary) tree obtained by collapsing the nodes of each cycle into a single node. The edges of degree 2 that connect pairs of nodes within a cycle are deleted, then the set of nodes in the (former) cycle is replaced by a single node, pulling the edges that led to branches outside the cycle into the single node.*

Remark 2. *The bridges of the C-tree are the edges in the skeleton tree.*

Remark 3. *The C-trees contain two types of blocks: the cycle graphs and the tree of two points (K_2 graph). The skeleton tree is the block graph of the C-tree.*

The contraction of a C-tree to its skeleton may pass through an intermediate step of a weighted tree, where the weights are the lengths of the cycles of the C-tree; see Figure 1.

Remark 4. *Mapping C-trees to weighted trees loses the information on to which nodes of the cycles the external edges were attached. So the number of weighted trees with weight n [14, A036250] is a lower bound on $c(n)$.*

Remark 5. *The C-trees are planar graphs.*



FIGURE 2. The C-tree with 1 node.

2. HAND-COUNTED C-TREES UP TO 6 NODES

2.1. Injection Methology. To count C-trees by hand, we interpret the number n of nodes as the weight of weighted trees [7, 11], working backwards through the surjection in Figure 1. We puff up each node of weight c to a cycle of length c , generating one or more C-trees.

Definition 4. An *endnode* of a graph is a node of degree 0 or 1, which means, it has at most one edge attached to it.

If the weight is $c > 1$ and not on an endnode, more than one C-tree may emerge.

Definition 5. $T(v)$ is the number of trees with v nodes [14, A000055],

$$(2) \quad T(v) = 1, 1, 1, 2, 3, 6, 11, 23, 47, 106, 235, \dots \quad (v \geq 1).$$

Definition 6. $r_t(n)$ is the number of C-trees with n nodes that have skeleton trees with t nodes:

$$(3) \quad c(n) = \sum_{t=1}^n r_t(n).$$

In particular

$$(4) \quad r_1(n) = 1$$

because the skeleton tree with one node can be puffed up in exactly one way to the cycle graph of n nodes.

$$(5) \quad r_n(n) = T(n)$$

is the number of trees with n nodes, meaning that the skeleton tree *is* the C-tree. If the skeleton tree has two nodes, the two weights of the associated weighted trees may be any partition of n into 2 parts:

$$(6) \quad r_2(n) = \lfloor n/2 \rfloor.$$

2.2. Zero or one Node. There is one empty graph and one C-graph with a single node (Figure 2).

$$(7) \quad c(0) = c(1) = 1.$$

2.3. Two nodes. (i) The skeleton tree on one node generates one C-tree with a cycle of length 2, $r_1(2) = 1$. (ii) The skeleton tree on two nodes contributes that tree, $r_2(2) = 1$ (Figure 3):

$$(8) \quad c(2) = 1 + 1 = 2.$$



FIGURE 3. The 2 C-trees with 2 nodes.

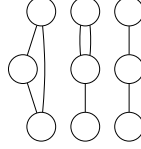


FIGURE 4. The 3 C-trees with 3 nodes.

2.4. **Three nodes.** (i) The skeleton the tree on one node generates one C-tree with a cycle of length 3, $r_1(3) = 1$. (ii) The skeleton tree of two nodes generates one C-tree (weights 1+2), $r_2(3) = 1$. (iii) The skeleton tree of three nodes generates one C-tree, $r_3(3) = 1$ (Figure 4) :

$$(9) \quad c(3) = 1 + 1 + 1 = 3.$$

2.5. **Four nodes.** (i) The skeleton tree on one node generates a C-tree with a cycle of length 4 (top row Fig. 5): $r_1(4) = 1$. (ii) The skeleton tree of two nodes generates two C-trees (weights 1+3=2+2, 2nd row Figure 5): $r_2(4) = 2$ (iii) The skeleton tree of three nodes generates one C-tree with a cycle at a leaf (weights 2+1+1), and two C-trees with cycle at the center node (weights 1+2+1), where the leaves are either attached to the same cycle node or to two different cycle nodes. This turns out to be the simplest example where mapping a weighted skeleton tree generates more than one C-tree, and where $r_t(n)$ surpasses the number of weighted trees of weight n with t nodes [14, A303841]. Summarized in the 3rd row of Figure 5: $r_3(4) = 3$. (iv) The two skeleton trees of 4 nodes are C-trees as they are (last row Figure 5): $r_4(4) = 2$.

$$(10) \quad c(4) = \sum_{t=1}^4 r_t(4) = 1 + 2 + 3 + 2 = 8.$$

2.6. **Five nodes.** (i) The skeleton tree with one node generates one C-tree with the cycle of 5 (top row Figure 6): $r_1(5) = 1$. (ii) The skeleton tree with two nodes and weights 1+4 = 2+3 generates (2nd row Figure 6) $r_2(5) = 2$. (iii) The skeleton tree with 3 nodes with weights 3+1+1 = 1+3+1 = 2+2+1 = 2+1+2 generates a cycle of 3 on one leaf, a cycle of 3 in the middle, cycles of 2 at one leaf and in the middle, or two cycles of 2 on both leaves (3rd row Figure 6): $r_3(5) = 1+2+2+1 = 6$. (iv) The linear skeleton tree with 4 nodes with weights 2+1+1+1 = 1+2+1+1 generates the cycle either at a leaf or at one of the bi-centers (4th row Figure 6): $r_{4a}(5) = 1 + 2 = 3$. The star skeleton tree with 4 nodes generates the cycle of 2 either at a leaf (1 C-tree) or in the middle (2 C-trees) (5th row Figure 6): $r_{4b}(5) = 1 + 2 = 3$. $r_4(5) = r_{4a}(5) + r_{4b}(5) = 6$. (v) The skeleton trees with 5 nodes

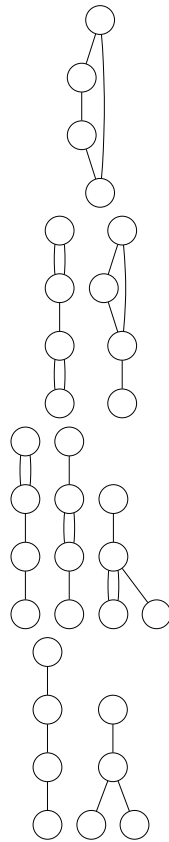


FIGURE 5. The 8 C-trees with 4 nodes.

represent C-trees as they are (last row Figure 6): $r_5(5) = 3$.

$$(11) \quad c(5) = \sum_{t=1}^5 r_t(5) = 1 + 2 + 6 + 6 + 3 = 18.$$

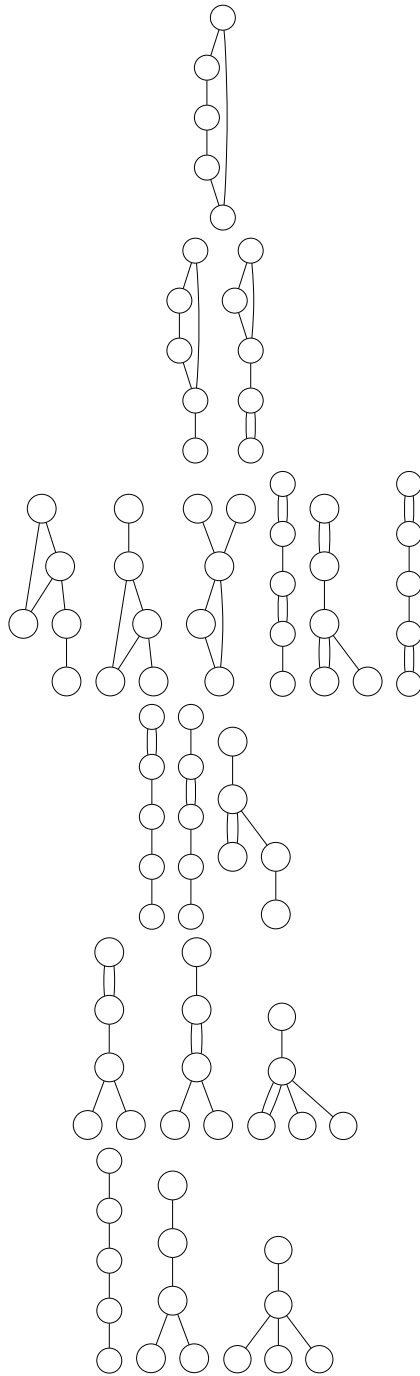


FIGURE 6. The 18 C-trees with 5 nodes, weakly sorted by the number of nodes in their skeleton trees.

2.7. Six nodes. (i) The skeleton tree with with node generates one C-tree with a cycle of 6 (top row Figure 7): $r_1(6) = 1$.

(ii) The skeleton tree with 2 nodes generates $r_2(6) = 3$ C-trees (2nd row Figure 7).

(iii) For the skeleton tree with 3 nodes consider weights $4 + 1 + 1 = 1 + 4 + 1 = 2 + 2 + 2 = 1 + 2 + 3 = 1 + 3 + 2 = 3 + 1 + 2$. They generate in that order $r_3(6) = 1 + 3 + 2 + 2 + 2 + 1 = 11$ C-trees (last row Figure 7).

(iv) For the linear skeleton tree with 4 nodes and weight 6 consider the weights $1 + 1 + 2 + 2 = 1 + 2 + 1 + 2 = 2 + 1 + 1 + 2 = 1 + 2 + 2 + 1 = 1 + 1 + 1 + 3 = 1 + 1 + 3 + 1$ for the nodes left-to-right, meaning two cycles of 2 are adjacent or not, at leaves or mixed, and the cycle of 3 is a leaf or a center. Illustrated in that order by the top row of Figure 8 these generate $r_{4a}(6) = 2 + 2 + 1 + 3 + 1 + 2 = 11$ C-trees.

For the star skeleton tree with 4 nodes and weight 6 consider the weight partitions $3 + 1 + 1 + 1 = 2 + 1 + 1 + 2 = 1 + 2 + 2 + 1 = 1 + 3 + 1 + 1$, where the 3-cycle, 2-cycle or 1-cycle is in the center. Illustrated in that order in the second row of Figure 8 this generates $r_{4b}(6) = 3 + 3 + 1 + 1 = 8$ C-trees. $r_4(6) = r_{4a}(6) + r_{4b}(6) = 11 + 8 = 19$.

(v) From the linear skeleton tree with 5 nodes and weight 6 consider the partitions $1 + 1 + 1 + 1 + 2 = 1 + 1 + 1 + 2 + 1 = 1 + 1 + 2 + 1 + 1$ with a 2-cycle at one of the 3 positions. $1 + 1 + 1 + 1 + 2$ generates one C-tree. $1 + 1 + 1 + 2 + 1$ generates 2 C-trees. $1 + 1 + 2 + 1 + 1$ generates 2 C-trees (third row of figure 8): $r_{5a}(6) = 1 + 2 + 2 = 5$.

For the split skeleton tree with 5 nodes and weight 6 place the 2-cycle either at one of the short ends (1 choice), at the node with degree 3 with 2 subtrees of 1 node and one subtree of 2 nodes (3 choices), at the node with degree 2 (2 choices), or at the long end (1 choice) (4th row Figure 8): $r_{5b}(6) = 1 + 3 + 2 + 1 = 7$.

For the star skeleton tree with 5 nodes and weight 6 the 2-cycle can be at a leaf (1 choice) or in the center (3 choices) according to the 5th row of Figure 8: $r_{5c}(6) = 1 + 3 = 4$. The three types of skeleton trees with 5 nodes map to $r_5(6) = r_{5a}(6) + r_{5b}(6) + r_{5c}(6) = 5 + 7 + 4 = 16$ C-trees.

(vi) Each of the skeleton trees with 6 nodes generates one C-tree, $r_6(6) = 6$ (last row Figure 8).

$$(12) \quad c(6) = 1 + 3 + 11 + 19 + 16 + 6 = 56.$$

$$(13) \quad c(n) = 1, 1, 2, 3, 8, 18, 56, \dots; \quad n \geq 0$$




FIGURE 7. The $r_1(6) = 1$, $r_2(6) = 3$ and $r_3(6) = 11$ C-trees with 6 nodes and skeleton trees of 1, 2 or 3 nodes.

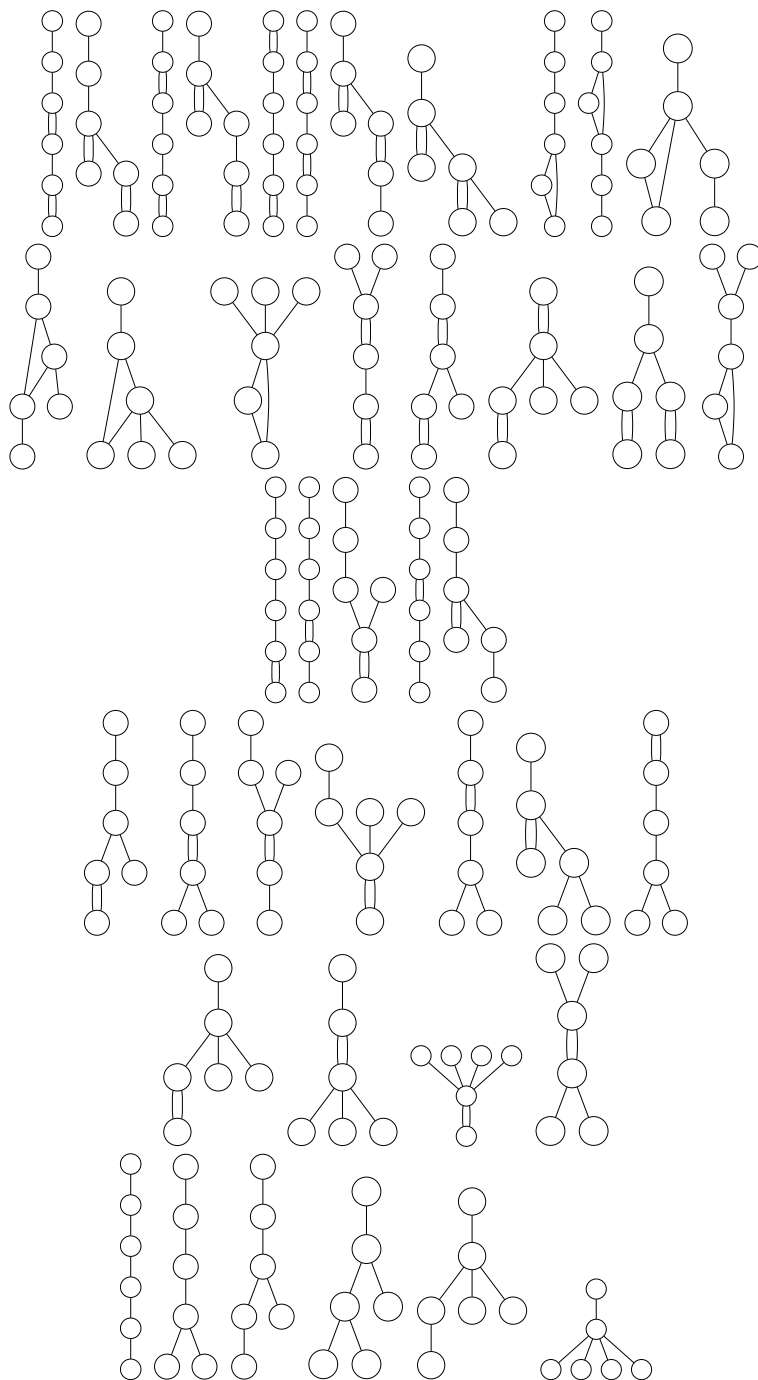


FIGURE 8. The $r_4(6) = 19$, $r_5(6) = 16$ and $r_6(6) = 6$ C-trees with 6 nodes (skeleton trees of 4, 5 or 6 nodes).

3. PLANTED C-TREES

Definition 7. A *planted C-tree* is a C-tree with a marked node (called the root) which is an endnode.

The planted C-trees with n nodes can be generated from the C-trees with n nodes by discarding the C-trees without endnodes, marking successively the endnodes of the remaining C-trees, and retaining only these rooted C-trees which are nonequivalent under the automorphism group of the graph.

Definition 8. The number of planted C-trees with n nodes is $p(n)$, and

$$(14) \quad P(x) = \sum_{n \geq 1} p(n)x^n = x + x^2 + 2x^3 + 6x^4 + \dots$$

the generating function.

The 1, 1, 2, 6 and 19 graphs for $p(n)$ up to 5 nodes are gathered in Figure 9.

The planted C-trees play a pivotal role in the recursive build-up of C-trees. Given a multiset of one or more planted C-trees, we may build a bundle of these by melting all their roots into a single new root. Each node in a cycle of nodes of a C-tree is such a bundled multiset. The planted trees become branches of the C-tree, see [10, Fig 1].

Remark 6. In a generic setup, the empty graph would contribute $p(0) = 1$, but in our work one or more of the root nodes of the planted C-trees define a node in a cycle of a C-tree. We will be constructing the C-trees by summing up the cases with $c \geq 1$ nodes in the cycles such of explicit lengths. The cycles must not be interrupted and at least one planted C-tree must be fastened at each node of a cycle (even if the C-tree has just a single node). Therefore we define $p(0) = 0$ here.

Definition 9. A *planted C-forest* is a multiset of planted C-trees where the roots of the planted C-trees have been merged into a single root node.

Definition 10.

$$(15) \quad F(x) = \sum_{n \geq 1} f(n)x^n = x + x^2 + 3x^3 + 9x^4 \dots$$

is the generating function for planted C-forests with n nodes.

The first three terms of $F(x)$ are illustrated in Figure 10. Again, in this work the empty tree is explicitly not represented, $f(0) = 0$.

The construction of the planted C-forests means removing the root of each planted tree, building a multiset of the trunks of these trees, and attaching them to a common root, so $F(x)/x$ is the Euler transform of $P(x)/x$ [2], explicitly (see e.g. [4, eq 45])

$$(16) \quad F(x)/x = \prod_{n \geq 1} \frac{1}{(1 - x^n)^{p(n+1)}}.$$

This can also be written as [6, (3.1.12)]

$$(17) \quad F(x)/x = \exp \left[\sum_{k \geq 1} \frac{1}{k} \left(\frac{P(x^k)}{x^k} - 1 \right) \right],$$




FIGURE 9. Illustration of the planted C-trees up to 5 nodes, $1, 1, 2, 6, 19, \dots$. The root nodes are represented by squares.

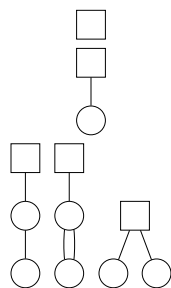


FIGURE 10. The $f(1) = 1$, $f(2) = 1$ and $f(3) = 3$ planted C-forests up to 3 nodes.

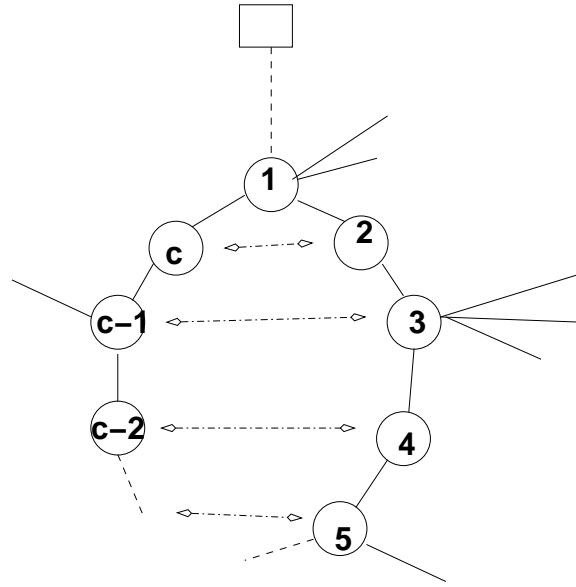


FIGURE 11. Symmetry of the S_2 group implied in the cycles of planted C-trees. Nodes enumerated $1, 2, \dots, c$.

where the generating function for the graphs with a marked entry node (decapitated planted C-trees) is

$$(18) \quad C'(x) = \frac{P(x)}{x} - 1 = \sum_{n \geq 1} p(n+1)x^n = x + 2x^2 + 6x^3 + 19x^4 + \dots$$

Remark 7. *The prime does not indicate differentiation but aligns the notation with Labelle, Robinson and others.*

Computing $P(x)$ happens by summing over all possible cycle length $c \geq 1$ that may occur in the cycle that is the neighbor to the root node, and considering all multisets of c planted C-forests at the cycle nodes. The generic structure of the cycles in planted C-trees is in Figure 11.

There is one unique node in the cycle (labeled 1 here, called the entry node, which is also a cut node) that has smallest distance to the root of the planted C-tree. The planted C-forests attached to the nodes (possibly including the entry node) are indicated by half-edges. Flipping the cycle over while the entry node stays fixed, indicated by the dashed lines with arrows, does not generate new graphs. For fixed c , the permutation group of order 2 of this flip has the following “palindromic” symmetry of swapping nodes:

c	group generator (cycle representation)
1	(1)
2	(1)(2)
3	(1)(23)
4	(1)(3)(24)
5	(1)(25)(34)
6	(1)(4)(26)(35)

So the root of the cycle stays fixed, for even c the opposite node stays also fixed, and nodes with labels i and $c + 2 - i$ swap places. Polya's cycle index for (the automorphism group of) the straight tree with n nodes (the equivalent palindromic symmetry) is known [13, Table 2][11, App. B]. In our application the cycle has another fixed element where the direction to the root of the planted tree enters the cycle, so

$$(19) \quad Z(S_2, c, t_1, t_2) = \begin{cases} 1 & c = 0; \\ t_1(t_1^{c-1} + t_2^{(c-1)/2})/2, & c=1,3,5,7,9,\dots; \\ t_1^2(t_1^{c-2} + t_2^{(c-2)/2})/2, & c=2,4,6,8,\dots \end{cases}$$

The counting series at each node is $F(x)$, and Polya's method of applying the S_2 symmetry to the generating function of the planted C-trees yields

$$(20) \quad P(x) = x \sum_{c \geq 0} Z(S_2, c, t_1, t_2), \quad t_i \rightarrow F(x^i).$$

Summation over the geometric series in (20) yields

$$(21) \quad \begin{aligned} P(x) &= x \left(1 + \sum_{c=1,3,5,\dots} Z(S_2, c, t_1, t_2) + \sum_{c=2,4,6,\dots} Z(S_2, c, t_1, t_2) \right) \\ &= x \left(1 + \sum_{c=1,3,5,\dots} t_1 \frac{t_1^{c-1} + t_2^{(c-1)/2}}{2} + \sum_{c=2,4,6,\dots} t_1^2 \frac{t_1^{c-2} + t_2^{(c-2)/2}}{2} \right) \\ &= x \left(1 + \frac{t_1(1+t_1)}{2} \left[\frac{1}{1-t_1^2} + \frac{1}{1-t_2} \right] \right) = x \left(\frac{1}{2} + \frac{F(x)[1+F(x)]}{2[1-F(x^2)]} + \frac{1}{2[1-F(x)]} \right). \end{aligned}$$

On the right hand side we have substituted 1 for the case of an empty branch of the root node, ($c = 0$), and multiplied by x to complement the cycles by the root node.

Bootstrapping $P(x)$ starts from the rough estimator $P(x) \approx x$ including just the $n = 1$ node, derives $f(n)$ via (16) up to the same n , inserts this into (20) to compute $P(x)$ with an augmented truncation order $n + 1$, and cycles through this process:

$$(22) \quad p(n) = 1, 1, 2, 6, 19, 67, 244, 934, 3665, 14755, 60466, 251690, 1060662, 4517568, 19413415, 84073051, 366539371, 1607472753, 7086453177, 31385697280, 139586611475 \dots, \quad n \geq 1;$$

$$(23) \quad f(n) = 1, 1, 3, 9, 31, 110, 417, 1617, 6466, 26335, 109109, 457968, 1944180, 8331081, 35991543, 156581739, 685415080, 3016616752, 13340799273, 59254050302, \dots, \quad n \geq 1.$$

If we exclude the graphs that have cycles of length 2, we get instead

$$(24) \quad \begin{aligned} P^{c \neq 2}(x) &= x \left(1 + \sum_{c=1,3,5,\dots} Z(S_2, c, t_1, t_2) + \sum_{c=4,6,\dots} Z(S_2, c, t_1, t_2) \right) \\ &= x \left(\frac{1}{2} - F^{c \neq 2}(x)^2 + \frac{F^{c \neq 2}(x)[1+F^{c \neq 2}(x)]}{2[1-F^{c \neq 2}(x^2)]} + \frac{1}{2[1-F^{c \neq 2}(x)]} \right). \end{aligned}$$

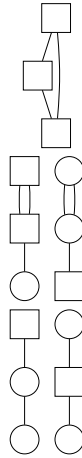


FIGURE 12. The $c(3) = 5$ skeleton-rooted C-trees on 3 nodes.

The coefficients of the generating functions are

$$(25) \quad p^{c \neq 2}(n) = 1, 1, 1, 3, 8, 24, 72, 231, 751, 2520, 8584, 29743, 104265, 369571, \\ 1321408, 4761876 \dots, \quad n \geq 1;$$

$$(26) \quad f^{c \neq 2}(n) = 1, 1, 2, 5, 14, 41, 128, 410, 1356, 4576, 15723, 54767, 193062, 687203, \\ 2466837 \dots, \quad n \geq 1$$

which is illustrated by deleting the graphs with double edges in Figures 9 and 10.

4. ROOTED SKELETON TREES

The planted C-trees and the planted C-forests employed above are marking a single node. The root of a planted C-tree has (at most) degree 1, whereas the degree of the root of a planted C-forest is not bounded. A further type of rooted C-trees emerges if the node of a skeleton tree is marked as a root and that mark heaved to all nodes of the associated cycles of the C-trees.

Definition 11. *A skeleton-rooted C-tree is a C-tree where all nodes of one of its cycles are marked.*

Definition 12.

$$(27) \quad C(x) = \sum_{n \geq 0} c(n)x^n = x + 2x^2 + 5x^3 + 15x^4 + 49x^5 + 176x^6 + 239x^7 + \dots$$

is the ordinary generating function for skeleton-rooted C-trees with n nodes.

Example 5. *All ways of marking nonequivalent cycles of the C-trees with 3 nodes of Figure 4 lead to the $c(3) = 5$ graphs of Figure 12.*

Example 6. *All ways of marking nonequivalent cycles of the C-trees with 4 nodes of Figure 5 lead to the $c(4) = 15$ graphs of Figure 13.*

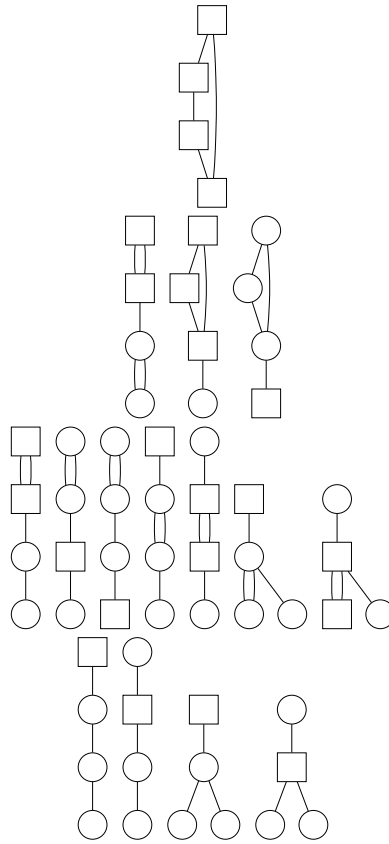


FIGURE 13. The $c(4) = 15$ skeleton-rooted C-trees on 4 nodes derived from Figure 5.

The rooted cycle of a skeleton-rooted C-tree looks like Figure 14, which is similar to Figure 11 with the decisive difference that there is no marked entry node; so the group of the symmetries is no longer S_2 but the symmetry group of bracelets, the dihedral group of c elements. The applicable cycle indices are the cycle indices of the Cyclic Groups [6, (2.2.10)],

$$(28) \quad Z(C_n, t_1, t_2, \dots) = \frac{1}{n} \sum_{d|n} \varphi(d) t_d^{n/d}$$

and the cycle indices of the Dihedral Groups [6, (2.2.11)]

$$(29) \quad Z(D_n, t_1, t_2, \dots) = \begin{cases} \frac{1}{2}Z(C_n, t_1, t_2, \dots) + \frac{1}{2}t_1 t_2^{\lfloor n/2 \rfloor}, & n \text{ odd} \\ \frac{1}{2}Z(C_n, t_1, t_2, \dots) + \frac{1}{4}(t_1^2 t_2^{n/2-1} + t_2^{n/2}), & n \text{ even} \end{cases} .$$

Each of the nodes in the rooted cycle is a planted C-forest, so the generating function is

$$(30) \quad C(x) = \sum_{c \geq 1} Z(D_c, t_1, t_2, \dots), \quad t_i \rightarrow F(x^i).$$

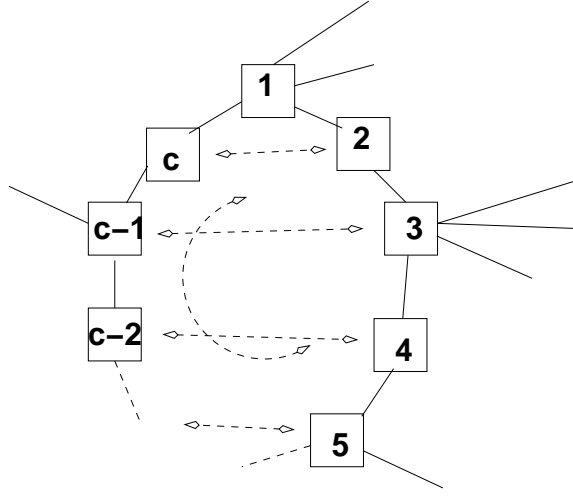


FIGURE 14. Symmetry of the D_c group implied in the root cycle of skeleton-rooted C-trees.

Insertion of (23) yields

$$(31) \quad c'(n) = 1, 2, 5, 15, 49, 176, 657, 2558, 10207, 41622, 172456, 724394, 3076455, \\ 13189759, 57004696, 248096112, 1086373375, 4782776966, \\ 21157400729, 93995763458, 419210682932, 693975376003, \dots \quad n \geq 1.$$

The variant of deleting graphs with cycles of length 2 is

$$(32) \quad C^{c \neq 2}(x) = \sum_{c \geq 1, c \neq 2} Z(D_c, t_1, t_2, \dots), \quad t_i \rightarrow F^{c \neq 2}(x^i),$$

$$(33) \quad c^{c \neq 2}(n) = 1, 1, 3, 7, 19, 55, 168, 536, 1764, 5940, 20372, 70918, 249821, 888982, \\ 3190384, 11533780, 41962149, 153521353, 564448947, 2084469347, \\ 7728325965, 6513869557, \dots \quad n \geq 1.$$

5. OTTER'S FORMULA, SYNTHESIS

The counting series of the C-trees is synthesized from the series of the planted C-trees and skeleton-rooted C-trees with Otter's mapping between rooted trees and trees [12, 1, 3, 7][6, (3.2.4)] generalized to enriched trees [10, (0.13)][9, (2.4)].

The generating function for pairs of these graphs (C-trees with a marked edge that is a bridge) is

$$(34) \quad E_2(C'(x)) = \frac{1}{2}[C'(x)^2 + C'(x^2)] = x^2 + 2x^3 + 9x^4 + 31x^5 + 126x^6 + 492x^7 + 2014x^8 + \dots$$

The generating function for unordered pairs of these graphs (C-trees with an oriented marked edge that is a bridge) is

$$(35) \quad [C'(x)]^2 = x^2 + 4x^3 + 16x^4 + 62x^5 + 246x^6 + 984x^7 + 4009x^8 + \dots$$

Eventually the generating function $C(x)$ for the C-trees is derived via

$$(36) \quad C(x) + [C'(x)]^2 = C(x) + E_2(C'(x)).$$

The coefficients of the generating function are [14, A317722]

$$(37) \quad c(n) = 1, 2, 3, 8, 18, 56, 165, 563, 1937, 7086, 26396, 101383, 395821, 1573317, 6335511, \\ 25825861, 106344587, 441919711, 1851114466, 7809848543, \dots n \geq 1.$$

The variant of not admitting cycles of length 2 in C-trees — which skips one C-tree of Figure 3, one C-tree of Figure 4, 4 C-trees of Figure 5, 10 C-trees of Figure 6, 36 C-trees of Figures 7 and 8 — is

$$(38) \quad c^{e \neq 2}(n) = 1, 1, 2, 4, 8, 20, 48, 133, 374, 1124, 3439, 10923, 35245, 116128, 387729, \\ 1312038, 4485906, 15486546, 53900520, 188998450, \dots n \geq 1.$$

REFERENCES

1. L. E. Clarke, *On Otter's formula for enumerating trees*, Q. J. Math. **2** (1959), no. 10, 43–45. MR 0104595
2. Philippe Flajolet and Robert Sedgewick, *Analytic combinatorics*, Cambridge University Press, 2009. MR 2483235
3. Frank Harary, *Note on the Pólya and Otter formulas for enumerating trees*, Michigan Math. J. **3** (1955), 109–112. MR 0078687
4. ———, *The number of linear, directed, rooted and connected graphs*, Trans. Am. Math. Soc. **78** (1955), no. 2, 445–463. MR 0068198
5. Frank Harary and Robert Z. Norman, *The dissimilarity characteristic of Husimi trees*, Ann. Math. **58** (1953), no. 1, 134–141. MR 0055693
6. Frank Harary and Edgar M. Palmer, *Graphical enumeration*, Academic Press, New York, London, 1973. MR 0357214
7. Frank Harary and Geert Prins, *The number of homeomorphically irreducible trees and other species*, Acta Math. **101** (1959), no. 1–2, 141–162. MR 0101846
8. Frank Harary and George E. Uhlenbeck, *On the number of Husimi trees*, Proc. Natl. Acad. Sci. USA **39** (1953), no. 4, 315–322. MR 0053893
9. Gilbert Labelle, *Counting asymmetric enriched trees*, J. Symbolic Comput. **14** (1992), no. 2–3, 211–242. MR 1187233
10. Pierre Leroux and Brahim Miloudi, *Généralisations de la formule d'Otter*, Ann. Math. Québec **16** (1992), no. 1, 53–80. MR 1173933
11. Richard J. Mathar, *Labeled trees with fixed node label sum*, vixra:1805.0205 (2018).
12. Richard Otter, *The number of trees*, Ann. Math. **49** (1948), no. 3, 583–599. MR 0025715
13. Robert W. Robinson, *Enumeration of non-separable graphs*, J. Combin. Theory **9** (1970), no. 4, 327–356. MR 0284380
14. Neil J. A. Sloane, *The On-Line Encyclopedia Of Integer Sequences*, Notices Am. Math. Soc. **50** (2003), no. 8, 912–915, <http://oeis.org/>. MR 1992789
URL: <http://www.mpia.de/~mathar>

HOESCHSTR. 7, 52372 KREUZAU, GERMANY