

High-dimensional varying index coefficient quantile regression model

JIALIANG LI^{??} and JING LV^{*}

JIALIANG LI
Department of Statistics and Applied Probability
National University of Singapore
Singapore, 119077
e-mail: stalj@nus.edu.sg

JING LV
School of Mathematics and Statistics
Southwest University
Chongqing, 400715, China
e-mail: lvjing@swu.edu.cn

Abstract: Statistical learning evolves quickly with more and more sophisticated models proposed to incorporate the complicated data structure from modern scientific and business problems. Varying index coefficient models extend varying coefficient models and single index models, becoming the latest state-of-the-art for semiparametric regression. This new class of models offers greater flexibility to characterize complicated nonlinear interaction effects in regression analysis. To safeguard against outliers and extreme observations, we consider a robust quantile regression approach to estimate the model parameters in this paper. High-dimensional loading parameters are allowed in our development under reasonable theoretical conditions. In addition, we propose a regularized estimation procedure to choose between linear and non-linear forms for interaction terms. We can simultaneously select significant non-zero loading parameters and identify linear functions in varying index coefficient models, in addition to estimate all the parametric and nonparametric components consistently. Under technical assumptions, we show that the proposed procedure is consistent in variable selection as well as in linear function identification, and the proposed parameter estimation enjoys the oracle property. Extensive simulation studies are carried out to assess the finite sample performance of the proposed method. We illustrate our methods with an environmental health data example.

Keywords and phrases: High-dimensional data, Model mis-specification, Non-concave penalty, Quantile regression, Varying index coefficient model.

1. Introduction

Semiparametric regression models are powerful statistical learning approaches and become more and more popular in scientific and business research studies since they can enjoy the merits of both parametric and nonparametric models. We consider the varying index coefficient model (VICM) recently proposed in the literature ([30]). This new class of models extends varying coefficient models ([13]), single-index models ([44]), single index coefficient models ([45]) and

^{*}Corresponding author.

almost all other familiar semiparametric models, thus becoming the latest state of the art. To safeguard against outliers and extreme observations, we consider a robust quantile regression approach to fit the VICM in this paper. Specifically, for a given quantile level $\tau \in (0, 1)$, varying index coefficient quantile regression models are given by

$$Q_\tau(Y|\mathbf{X}, \mathbf{Z}) = \sum_{l=1}^d m_{\tau,l}(\mathbf{Z}^T \boldsymbol{\beta}_{\tau,l}) X_l, \quad (1.1)$$

where $\mathbf{X} = (X_1, \dots, X_d)^T$ with $X_1 \equiv 1$ and $\mathbf{Z} = (Z_1, \dots, Z_p)^T$ are covariates for the response variable $Y \in R$, $\boldsymbol{\beta}_{\tau,l} = (\beta_{\tau,l1}, \dots, \beta_{\tau,lp})^T$ are unknown loading parameters for the l th covariate X_l and $m_{\tau,l}(\cdot)$ are unknown nonparametric functions, $l = 1, \dots, d$. Let $\varepsilon_\tau = Y - Q_\tau(Y|\mathbf{X}, \mathbf{Z})$ be the model error with an unspecified conditional density function $f_\tau(\cdot|\mathbf{X}, \mathbf{Z})$ and conditional cumulative distribution function $F_\tau(\cdot|\mathbf{X}, \mathbf{Z})$ given (\mathbf{X}, \mathbf{Z}) . Please note that ε_τ 's conditional τ th quantile equals zero, that is, $P(\varepsilon_\tau < 0|\mathbf{X}, \mathbf{Z}) = \tau$. In the rest of the article, we drop the subscript τ from $\boldsymbol{\beta}_{\tau,l}$, $m_{\tau,l}(\cdot)$, ε_τ , $f_\tau(\cdot|\mathbf{X}, \mathbf{Z})$ and $F_\tau(\cdot|\mathbf{X}, \mathbf{Z})$ to simplify the notations, but it is helpful to bear in mind that all those quantities are τ -specific. For the sake of identifiability, we assume that $\boldsymbol{\beta} = (\boldsymbol{\beta}_1^T, \dots, \boldsymbol{\beta}_d^T)^T$ belongs to the following parameter space:

$$\Theta = \left\{ \boldsymbol{\beta} = (\boldsymbol{\beta}_l^T : 1 \leq l \leq d)^T : \|\boldsymbol{\beta}_l\|_2 = 1, \beta_{l1} > 0, \boldsymbol{\beta}_l \in \mathcal{R}^p \right\},$$

where $\|\cdot\|_2$ denotes the L_2 norm such that $\|\boldsymbol{\xi}\|_2 = (\xi_1^2 + \dots + \xi_s^2)^{1/2}$ for any vector $\boldsymbol{\xi} = (\xi_1, \dots, \xi_s)^T \in \mathcal{R}^s$. Model (1.1) is quite general and includes many other existing models as special cases. For example, (i) when $m_l(\cdot)$ are assumed to be constant or linear function, it reduces to the linear regression model with interactions; (ii) when $d = 1$ and $X_1 = 1$, it is the single index model; (iii) when $m_l(\cdot)$ are set as constant for $l \geq 2$ and $X_1 = 1$, it is the partial linear single-index model; (iv) when common coefficient vector $\boldsymbol{\beta}_l$ are used, it is the single index coefficient model; (v) when $p = 1$ and by the definition of Θ we have $\beta_l = 1$, it reduces to the varying coefficient model. The VICM is very flexible to model and assess nonlinear interaction effects between the covariate \mathbf{X} and \mathbf{Z} . Our main interest is to make statistical inference on both the loading coefficients $\boldsymbol{\beta}_l$ and the nonparametric functions $m_l(\cdot)$.

[30] proposed a profile least squares estimation procedure for the VICM and established its theoretical properties. Their work focused on mean regression, which is most suitable for nicely distributed data such as Gaussian and may perform badly in the presence of outliers and heavy-tailed errors. Our model (1.1) imposes different assumptions on the error structure and thus produces a novel and robust framework applicable for wider applications. The estimation methods and the associated asymptotic theories are thus totally different from [30].

Since the seminal work of [24], quantile regression has emerged as an important alternative to mean regression. It is well understood that inference based

on quantile regression is more robust against distribution contamination ([23]). A full range of quantile analysis can provide more complete description of the conditional distribution. It is now widely acknowledged that quantile regression based analysis may lead to more appropriate findings. For example, climatologists often pay close attention to how the high quantiles of tropical cyclone intensity change over time ([9]), as it not only generates strong winds and waves, but also often results in heavy rain and storm surges, causing serious disasters. In another health sciences example, medical scientists often study the influences of maternal behaviors on the low quantiles of the birth weight distributions ([1]). Consider one more case study from business and economics: petroleum is a primary source of non-renewable energy and has important influence on industrial production, electric power generation and transportation ([31]). Thus, most analysts particularly focus on the high quantiles of oil prices, as oil price fluctuations have considerable impacts on economic activity. The quantile regression framework considered in this paper may impact all these important fields where direct application of mean regression is inappropriate.

In recent decades the classical parametric quantile regression has been integrated with semiparametric models to produce more flexible inference tools. Here we only list a few relevant works among the abundant developments. For single index models, [43] developed a robust minimum average variance estimation procedure based on the familiar quantile regression. [25] combined quantile regression and a penalty function to develop an adaptive quantile estimation algorithm. [29] considered a pseudo-profile likelihood approach, which enables a straight forward statistical inference on the index coefficients. [6] proposed a non-iterative quantile estimation algorithm for heteroscedastic data, and provided the asymptotic properties of the proposed approach. For varying coefficient model, [34] developed a new variable selection procedure by utilizing basis function approximation and a class of group versions of the adaptive LASSO penalty. [32] considered a shrinkage estimator under quantile regression. For single index coefficient models, [20] considered a new estimation procedure to reduce the computing cost of existing back-fitting algorithm. [47] developed a bias-corrected quantile estimating equations and presented the fixed-point algorithm for fast and accurate computation of the parameter estimates. Other related works about semiparametric quantile regression include [19, 21, 26, 33, 37, 38, 39, 48, 49], among many others.

Another important contribution of this paper is that we consider the high-dimensional learning issues for the new VICM. In fact, recent advances in technologies for cheaper and faster data acquisition and storage have led to an explosive growth of data complexity in a variety of scientific areas such as medicine, economics and environmental science. We have to consider a realistic solution facing the “large n , diverging p ” data setting. Specifically we will allow the dimension of the covariates \mathbf{Z} to increase to infinity as the sample size increases. Many penalty-based estimation methods are proposed in modern statistical community to address the high dimensional issue ([3, 10, 15, 16]). This framework can effectively reduce the model bias and improve the prediction performance of the fitted model. [12] first studied nonconcave penalized

likelihood estimation when the number of covariates increases with the sample size. [41] extended the method to generalized linear models for longitudinal measurements. High dimensional issue has also been investigated for semiparametric models. [28] combined basis function approximation with the SCAD penalty to propose a variable selection procedure for generalized varying coefficient partially linear models with diverging number of parameters, and also established the consistency and oracle property of their method. [35] applied the SCAD penalty to perform variable selection for single index prediction models with a diverging number of index parameters. [11] presented a penalized empirical likelihood approach for high dimensional semiparametric models.

Variable selection for model (1.1) is challenging since the high-dimensional loading parameter is structured within the unknown nonparametric function coefficients. We adopt a spline basis approximation to the estimation of $m_l(\cdot)$ and consequently estimate the unknown loading parameters vector β_l under the sparsity assumption. In addition, we tackle the problem of correctly identifying the linear interaction effects between covariates. That is, we want to decide whether it is necessary to model $m_l(\cdot)$ nonparametrically for all the d varying index functions. [30] constructed a generalized likelihood ratio statistic to test whether there exists a linear interaction effect between covariates. Although this test approach works very well for low-dimensional problems, it is computationally infeasible when the number of covariate is large. To this end, we develop a group penalization method that can quickly and effectively differentiate linear functions from nonparametric functions. The theoretical justification is also non-trivial for this complicated setting.

The rest of the paper is organized as follows. In Sect. 2, using the B-spline basis approximation, we construct robust quantile estimating equations for loading parameters and obtain the estimators of unknown nonparametric functions by minimizing the quantile loss function. Asymptotic properties of the proposed estimators are also established in this section. In Sect. 3, we consider high-dimensional issues and describe the variable selection procedure for loading parameters. Theoretical results are also presented including the estimation convergence rate, selection consistency and oracle property of estimators. In Sect. 4, a group penalized method is proposed to identify linear functional effects along with the theoretical properties. In Sect. 5, simulation studies and real data analysis are provided to illustrate our methods. In Sect. 6, we conclude with some remarks. All technical proofs are given in the Appendix B.

2. Quantile Regression Estimation of Functions and Loadings in VICM

2.1. Estimation procedures

Suppose that $\{(\mathbf{X}_i, \mathbf{Z}_i, Y_i), 1 \leq i \leq n\}$ is an independent and identically distributed sample from model (1). Without loss of generality, we assume that $\mathbf{Z}_i^T \beta_l$ is confined in a compact set $[0, 1]$. B-spline basis functions are com-

monly used to approximate the unknown smooth functions owing to its desirable numerical stability in practice ([8]). We thus adopt such a nonparametric approach to estimate the index functions. More specifically, let $\mathbf{B}(u) = (B_s(u) : 1 \leq s \leq J_n)^T$ be a set of B-spline basis functions of order q ($q \geq 2$) with N_n internal knots and $J_n = q + N_n$. We then approximate $m_l(\cdot)$ by a linear combination of B-spline basis functions $m_l(\cdot) \approx \mathbf{B}(\cdot)^T \boldsymbol{\lambda}_l$, where $\boldsymbol{\lambda} = (\boldsymbol{\lambda}_1^T, \dots, \boldsymbol{\lambda}_d^T)^T$ is the spline coefficient vector with $\boldsymbol{\lambda}_l = (\lambda_{ls} : 1 \leq s \leq J_n)^T$ for $l = 1, \dots, d$.

Let $\rho_\tau(u) = u \{\tau - I(u \leq 0)\}$ be the quantile loss function where $I(\cdot)$ is an indicator function. We obtain the estimators of the spline coefficients $\boldsymbol{\lambda}$ and the loading parameters $\boldsymbol{\beta}$ by minimizing

$$\mathcal{L}_{\tau n}(\boldsymbol{\lambda}, \boldsymbol{\beta}) = \sum_{i=1}^n \rho_\tau \left\{ Y_i - \sum_{l=1}^d \mathbf{B}(\mathbf{Z}_i^T \boldsymbol{\beta}_l)^T \boldsymbol{\lambda}_l X_{il} \right\} \quad (2.1)$$

subject to the constraint $\|\boldsymbol{\beta}_l\|_2 = 1$ and $\beta_{l1} > 0$. Minimizing (2.1) with respect to all unknown quantities requires a very non-standard nonlinear programming and the solution is usually hard to obtain directly. To address this computing difficulty, we consider an iterative procedure to estimate $\boldsymbol{\beta}_l$ and $m_l(\cdot)$. The detailed steps are given below.

Step 0. Initialization step: Obtain an initial value $\hat{\boldsymbol{\beta}}^{(0)}$ with $\|\hat{\boldsymbol{\beta}}^{(0)}\|_2 = 1$. For example, one may use the profile least squares estimation proposed by [30].

Step 1. For a given $\boldsymbol{\beta}$, $\hat{\boldsymbol{\lambda}}(\boldsymbol{\beta})$ can be attained by $\hat{\boldsymbol{\lambda}}(\boldsymbol{\beta}) = \arg \min_{\boldsymbol{\lambda} \in \mathbb{R}^{dJ_n}} \mathcal{L}_{\tau n}(\boldsymbol{\lambda}, \boldsymbol{\beta})$.

This leads to $\hat{m}_l(\cdot, \boldsymbol{\beta}) = \mathbf{B}(\cdot)^T \hat{\boldsymbol{\lambda}}_l(\boldsymbol{\beta})$. The first-order derivative $\dot{m}_l(\cdot)$ can be approximated by the spline functions of one order lower than that of $m_l(\cdot)$. That is, $\dot{m}_l(\cdot, \boldsymbol{\beta}) = \dot{\mathbf{B}}(\cdot)^T \hat{\boldsymbol{\lambda}}_l(\boldsymbol{\beta})$ where $\dot{\mathbf{B}}$ is the first order derivative of the basis function \mathbf{B} .

In order to estimate $\boldsymbol{\beta}$, we consider leaving one component of $\boldsymbol{\beta}_l$ out to acknowledge the constraint $\|\boldsymbol{\beta}_l\|_2 = 1$. Let $\boldsymbol{\beta}_{l,-1} = (\beta_{l2}, \dots, \beta_{lp})^T$ be a $p-1$ dimensional parameter vector after removing β_{l1} in $\boldsymbol{\beta}_l$. The original loading parameter $\boldsymbol{\beta}_l$ can be rewritten as

$$\boldsymbol{\beta}_l = \boldsymbol{\beta}_l(\boldsymbol{\beta}_{l,-1}) = (\sqrt{1 - \|\boldsymbol{\beta}_{l,-1}\|_2^2}, \boldsymbol{\beta}_{l,-1}^T)^T, \quad \|\boldsymbol{\beta}_{l,-1}\|_2^2 < 1. \quad (2.2)$$

It is obvious that $\boldsymbol{\beta}_l$ is infinitely differentiable with respect to $\boldsymbol{\beta}_{l,-1}$ and the Jacobian matrix is given by

$$\mathbf{J}_l(\boldsymbol{\beta}_{l,-1}) = \frac{\partial \boldsymbol{\beta}_l}{\partial \boldsymbol{\beta}_{l,-1}} = \begin{pmatrix} -\boldsymbol{\beta}_{l,-1}^T / \sqrt{1 - \|\boldsymbol{\beta}_{l,-1}\|_2^2} \\ \mathbf{I}_{p-1} \end{pmatrix},$$

where \mathbf{I}_p is a $p \times p$ identity matrix. Denote $\boldsymbol{\beta}_{-1} = (\boldsymbol{\beta}_{1,-1}^T, \dots, \boldsymbol{\beta}_{d,-1}^T)^T$. Then $\boldsymbol{\beta}_{-1}$ belongs to

$$\Theta_{-1} = \left\{ \boldsymbol{\beta}_{-1} = (\boldsymbol{\beta}_{l,-1}^T : 1 \leq l \leq d)^T : \|\boldsymbol{\beta}_{l,-1}\|_2^2 < 1, \boldsymbol{\beta}_{l,-1} \in R^{p-1} \right\}.$$

Step 2. Let $\boldsymbol{\beta} = \boldsymbol{\beta}(\boldsymbol{\beta}_{-1})$ with the aforementioned definition $\boldsymbol{\beta}_l = \boldsymbol{\beta}_l(\boldsymbol{\beta}_{l,-1})$ for $1 \leq l \leq d$. Combining the estimators $\hat{\boldsymbol{\lambda}}_l$, \hat{m}_l and \hat{n}_l from Step 1, we may construct the quantile regression estimating equations for $\boldsymbol{\beta}_{-1}$ by setting $\partial \mathcal{L}_{\tau n}(\hat{\boldsymbol{\lambda}}, \boldsymbol{\beta}) / \partial \boldsymbol{\beta}_{-1} = \mathbf{0}$. However, the equations involve the discontinuous function $\psi_\tau(u) = \dot{\rho}_\tau(u) = \tau - I(u \leq 0)$. This adds difficulty in computation despite there is linear programming solver (eg. [22]). To achieve faster and more stable estimation, we consider an induced smoothing method via approximating $\psi_\tau(\cdot)$ by a smooth function $\psi_{\tau h}(\cdot)$ ([2, 5, 42]). We introduce $G_h(x) = G(x/h)$, where $G(x) = \int_{u < x} K(u) du$, $K(\cdot)$ is a kernel function and h is a bandwidth. Thus, we construct the approximation function $\psi_{\tau h}(\cdot) = \tau - 1 + G_h(\cdot)$. Consequently the smoothed estimating equations are given as

$$\begin{aligned} \mathcal{R}_{\tau nh}(\boldsymbol{\beta}_{-1}) &= \sum_{i=1}^n \psi_{\tau h} \left\{ Y_i - \sum_{l=1}^d \mathbf{B}(\mathbf{Z}_i^T \boldsymbol{\beta}_l)^T \hat{\boldsymbol{\lambda}}_l(\boldsymbol{\beta}) X_{il} \right\} \\ &\times \begin{bmatrix} \left\{ \hat{m}_1(\mathbf{Z}_i^T \boldsymbol{\beta}_1, \boldsymbol{\beta}) X_{i1} \mathbf{J}_1^T \mathbf{Z}_i + \left(\partial \hat{\boldsymbol{\lambda}}(\boldsymbol{\beta})^T / \partial \boldsymbol{\beta}_{1,-1} \right) \mathbf{D}_i(\boldsymbol{\beta}) \right\} \\ \vdots \\ \left\{ \hat{m}_d(\mathbf{Z}_i^T \boldsymbol{\beta}_d, \boldsymbol{\beta}) X_{id} \mathbf{J}_d^T \mathbf{Z}_i + \left(\partial \hat{\boldsymbol{\lambda}}(\boldsymbol{\beta})^T / \partial \boldsymbol{\beta}_{d,-1} \right) \mathbf{D}_i(\boldsymbol{\beta}) \right\} \end{bmatrix} = \mathbf{0}, \end{aligned} \quad (2.3)$$

where $\mathbf{D}_i(\boldsymbol{\beta}) = (D_{i,sl}(\boldsymbol{\beta}_l), 1 \leq s \leq J_n, 1 \leq l \leq d)^T$ with $D_{i,sl}(\boldsymbol{\beta}_l) = B_s(\mathbf{Z}_i^T \boldsymbol{\beta}_l) X_{il}$. Then we may employ Fisher scoring algorithm to solve the equations to obtain the estimates. That is

$$\boldsymbol{\beta}_{-1}^{(k+1)} = \boldsymbol{\beta}_{-1}^{(k)} - [\partial \mathcal{R}_{\tau nh}(\boldsymbol{\beta}_{-1}) / \partial \boldsymbol{\beta}_{-1}]^{-1} \mathcal{R}_{\tau nh}(\boldsymbol{\beta}_{-1}) |_{\boldsymbol{\beta}_{-1} = \boldsymbol{\beta}_{-1}^{(k)}}. \quad (2.4)$$

Step 3. Repeat Steps 1 and 2 until convergence, and denote the final estimators as $\hat{\boldsymbol{\beta}}_{-1}$ and $\hat{\boldsymbol{\lambda}}$. Then, we may apply the formula (2.2) to obtain $\hat{\boldsymbol{\beta}}$, and construct the estimators of the nonparametric functions $m_l(\cdot)$ as $\hat{m}_l(\cdot, \hat{\boldsymbol{\beta}}) = \mathbf{B}(\cdot)^T \hat{\boldsymbol{\lambda}}_l(\hat{\boldsymbol{\beta}})$, $l = 1, \dots, d$.

Remark 2.1. Another merit of the induced smoothing method is that we can quickly obtain covariance matrix estimation of $\hat{\boldsymbol{\beta}}$ by utilizing the sandwich formula, which can effectively avoid to estimate the density function of the random error. While in step 1, the minimization is a standard quantile regression problem and thus can be solved very easily using the R function “rq” from the package “quantreg”. Therefore, it is not necessary to consider a smooth objective function in the first step.

2.2. Theoretical properties

To establish asymptotic normality and the convergence rate of the proposed estimators, we need some assumptions and notations. First, let $\boldsymbol{\beta}^0 = \left\{ (\boldsymbol{\beta}_1^0)^T, \dots, (\boldsymbol{\beta}_d^0)^T \right\}^T$ be the true parameters in model (1.1), where $\boldsymbol{\beta}_l^0 = \left\{ \beta_{l1}^0, (\boldsymbol{\beta}_{l,-1}^0)^T \right\}^T$ and

$\beta_{l,-1}^0 = (\beta_{l2}^0, \dots, \beta_{lp_n}^0)^T$ for $1 \leq l \leq d$. Here the subscript n in p_n is used to make it explicit that the dimension of loading parameters p_n may depend on n . Write $\|g\|_2 = \{\int g^2(x)dx\}^{1/2}$ to be the L_2 norm of a function g , and we focus on the space \mathcal{M} as a collection of functions with finite L_2 norm on $[0, 1]^d \times R^d$ given by

$$\mathcal{M} = \left\{ g(\mathbf{u}, \mathbf{x}) = \sum_{l=1}^d g_l(u_l)x_l, E g_l^2(\mathbf{Z}^T \beta_l) < \infty \right\}$$

with $\mathbf{u} = (u_1, \dots, u_d)^T$ and $\mathbf{x} = (x_1, \dots, x_d)^T$. For $1 \leq k \leq p_n$, we assume that g_k^0 is a minimizer in \mathcal{M} for the following optimization problem,

$$\begin{aligned} \mathbb{P}(Z_k) &= g_k^0(\mathbf{U}(\beta^0), \mathbf{X}) \\ &= \sum_{l=1}^d g_{l,k}^0(\mathbf{Z}^T \beta_l^0) X_l \\ &= \arg \min_{g \in \mathcal{M}} E \left[f(0|\mathbf{X}, \mathbf{Z}) (Z_k - g(\mathbf{U}(\beta^0), \mathbf{X}))^2 \right], \end{aligned}$$

where $\mathbf{U}(\beta^0) = (\mathbf{Z}^T \beta_1^0, \dots, \mathbf{Z}^T \beta_d^0)^T$. This defines a quadratic projection of \mathbf{Z} to be $\mathbb{P}(\mathbf{Z}) = \{\mathbb{P}(Z_1), \dots, \mathbb{P}(Z_{p_n})\}^T$. Next, let $\tilde{\mathbf{Z}} = \mathbf{Z} - \mathbb{P}(\mathbf{Z})$, $\mathbf{A}^{\otimes 2} = \mathbf{A}\mathbf{A}^T$ for any matrix \mathbf{A} , $\mathbf{M}_n(\beta_{-1}^0) = \sum_{i=1}^n \left[\left(\dot{m}_l(\mathbf{Z}_i^T \beta_l^0) X_{il} \mathbf{J}_l^{0T} \tilde{\mathbf{Z}}_i \right)_{l=1}^d \right]^{\otimes 2}$ and

$$\mathbf{H}_n(\beta_{-1}^0) = \sum_{i=1}^n \left[f(0|\mathbf{X}_i, \mathbf{Z}_i) \left(\dot{m}_l(\mathbf{Z}_i^T \beta_l^0) X_{il} \mathbf{J}_l^{0T} \tilde{\mathbf{Z}}_i \right)_{l=1}^d \right]^{\otimes 2}$$

with $\mathbf{J}_l^0 = \mathbf{J}_l(\beta_{l,-1}^0)$ for $1 \leq l \leq d$. Suppose that $\lim_{n \rightarrow \infty} n^{-1} \mathbf{M}_n(\beta_{-1}^0) = \mathbb{M}$ and $\lim_{n \rightarrow \infty} n^{-1} \mathbf{H}_n(\beta_{-1}^0) = \mathbb{H}$ are positive definite. Let r ($r \geq 2$) be the order of smoothness of the nonparametric functions $m_l(\cdot)$ given in condition (C2) of the Appendix. We denote $a_n \ll b_n$ if $a_n/b_n = o(1)$. We first present the consistency and asymptotic normality of $\hat{\beta}_{-1}$.

Theorem 2.1. *Suppose that conditions (C1)–(C7) in the Appendix B hold, and $n^{1/(2r+2)} \ll J_n \ll n^{1/4}$. If $n^{-1} p_n^3 = o(1)$, then $\forall \mathbf{e}_n \in R^{d(p_n-1)}$ such that $\mathbf{e}_n^T \mathbf{e}_n = 1$, we have*

$$\begin{aligned} (i) \quad & \left\| \hat{\beta}_{-1} - \beta_{-1}^0 \right\|_2 = O_p \left(\sqrt{p_n/n} \right); \\ (ii) \quad & \mathbf{e}_n^T \mathbf{M}_n^{-1/2}(\beta_{-1}^0) \mathbf{H}_n(\beta_{-1}^0) \left(\hat{\beta}_{-1} - \beta_{-1}^0 \right) \xrightarrow{d} N(0, \tau(1-\tau)), \end{aligned}$$

where \xrightarrow{d} means the convergence in distribution.

Following [8], for any nonparametric function m_l satisfying Condition (C2) in the Appendix B, there exists a best spline approximation function $m_l^0(u) = \mathbf{B}(u)^T \boldsymbol{\lambda}_l^0$ such that $\sup_{u \in [0,1]} |m_l(u) - m_l^0(u)| = O(J_n^{-r})$ for some integer $r \geq 2$. Let

$\boldsymbol{\Psi}_n(\beta^0) = n^{-1} \sum_{i=1}^n \mathbf{D}_i(\beta^0) \mathbf{D}_i(\beta^0)^T$ and $\boldsymbol{\Omega}_n(\beta^0) = n^{-1} \sum_{i=1}^n f(0|\mathbf{X}_i, \mathbf{Z}_i) \mathbf{D}_i(\beta^0) \mathbf{D}_i(\beta^0)^T$. Suppose $\lim_{n \rightarrow \infty} \boldsymbol{\Omega}_n(\beta^0) = \boldsymbol{\Omega}$ and $\lim_{n \rightarrow \infty} \boldsymbol{\Psi}_n(\beta^0) = \boldsymbol{\Psi}$ are positive definite.

Let \mathbf{e}_l be the $d \times 1$ vector with the l -th element being 1 and other elements being 0, $\mathbb{B}(\mathbf{u}) = \text{diag}(\mathbf{B}(u_1)^T, \dots, \mathbf{B}(u_d)^T)_{d \times d J_n}$ with $\mathbf{u} = (u_1, \dots, u_d)^T$ and

$$\sigma_{nl}^2(u_l) = n^{-1} \tau(1 - \tau) \mathbf{e}_l^T \mathbb{B}(\mathbf{u}) \Omega_n^{-1}(\beta^0) \Psi_n(\beta^0) \Omega_n^{-1}(\beta^0) \mathbb{B}^T(\mathbf{u}) \mathbf{e}_l. \quad (2.5)$$

The following theorem provides the asymptotic results for the nonparametric estimates.

Theorem 2.2. *Under conditions (C1)–(C7) in the Appendix B, and $n^{1/(2r+2)} \ll J_n \ll n^{1/4}$, we have for each $1 \leq l \leq d$,*

- (i) $|\hat{m}_l(u_l, \hat{\beta}) - m_l(u_l)| = O_p\left(\sqrt{J_n/n} + J_n^{-r}\right)$ uniformly for any $u_l \in [0, 1]$;
- (ii) under $n^{1/(2r+1)} \ll J_n \ll n^{1/4}$, $\sigma_{nl}^{-1}(u_l) \left\{ \hat{m}_l(u_l, \hat{\beta}) - m_l^0(u_l) \right\} \xrightarrow{d} N(0, 1)$.

Define $\hat{\mathbb{P}}_n(Z_{ik}) = \mathbf{D}_i(\hat{\beta})^T \left\{ \sum_{i=1}^n \hat{w}_i \mathbf{D}_i(\hat{\beta}) \mathbf{D}_i(\hat{\beta})^T \right\}^{-1} \sum_{i=1}^n \hat{w}_i \mathbf{D}_i(\hat{\beta}) Z_{ik}$ with $\hat{w}_i = h^{-1} K(\hat{\varepsilon}_i/h)$ and $\hat{\varepsilon}_i = Y_i - \sum_{l=1}^d \hat{m}_l(\mathbf{Z}_i^T \hat{\beta}_l) X_{il}$. Let $\hat{\mathbb{P}}_n(\mathbf{Z}_i) = \{\hat{\mathbb{P}}_n(Z_{i1}), \dots, \hat{\mathbb{P}}_n(Z_{ip_n})\}^T$,

$\hat{\mathbf{Z}}_i = \mathbf{Z}_i - \hat{\mathbb{P}}_n(\mathbf{Z}_i)$, $\mathbb{H}_{\tau n}(\hat{\beta}_{-1}) = \sum_{i=1}^n \hat{w}_i \left[\left(\hat{m}_l(\mathbf{Z}_i^T \hat{\beta}_l) X_{il} \hat{\mathbf{J}}_l^T \hat{\mathbf{Z}}_i \right)_{l=1}^d \right]^{\otimes 2}$ and

$\mathbb{M}_{\tau n}(\hat{\beta}_{-1}) = \sum_{i=1}^n \left[\psi_\tau\{\hat{\varepsilon}_i\} \left(\hat{m}_l(\mathbf{Z}_i^T \hat{\beta}_l) X_{il} \hat{\mathbf{J}}_l^T \hat{\mathbf{Z}}_i \right)_{l=1}^d \right]^{\otimes 2}$ with $\hat{\mathbf{J}}_l = \mathbf{J}_l(\hat{\beta}_{l,-1})$.

Under the same conditions of Theorem 2.1, we can show $\frac{1}{n} \mathbb{H}_{\tau n}(\hat{\beta}_{-1}) \xrightarrow{P} \mathbb{H}$ and $\frac{1}{n} \mathbb{M}_{\tau n}(\hat{\beta}_{-1}) \xrightarrow{P} \tau(1 - \tau) \mathbb{M}$ as $n \rightarrow \infty$, where \xrightarrow{P} denotes the convergence in probability.

Remark 2.2. *Based on the iterative formula (2.4) and above results, we apply the following sandwich formula to consistently estimate the asymptotic covariance of $\hat{\beta}_{-1}$*

$$\text{Cov}(\hat{\beta}_{-1}) = \mathbb{H}_{\tau n}^{-1}(\hat{\beta}_{-1}) \mathbb{M}_{\tau n}(\hat{\beta}_{-1}) \mathbb{H}_{\tau n}^{-1}(\hat{\beta}_{-1}). \quad (2.6)$$

Furthermore, we define $\hat{\mathbb{J}} = \oplus_{l=1}^d \hat{\mathbf{J}}_l = \text{diag}(\hat{\mathbf{J}}_1, \dots, \hat{\mathbf{J}}_d)$ as the direct sum of Jacobian matrices $\hat{\mathbf{J}}_1, \dots, \hat{\mathbf{J}}_d$ with dimension $dp_n \times d(p_n - 1)$. Then, we can obtain the estimated asymptotic covariance of $\hat{\beta}$ by $\text{Cov}(\hat{\beta}) = \hat{\mathbb{J}} \text{Cov}(\hat{\beta}_{-1}) \hat{\mathbb{J}}^T$.

Remark 2.3. *Define $\mathbb{D}_{\tau n} = \sum_{i=1}^n \psi_\tau^2\{\hat{\varepsilon}_i\} \mathbf{D}_i(\hat{\beta}) \mathbf{D}_i(\hat{\beta})^T$ and $\mathbb{C}_{\tau n} = \sum_{i=1}^n \hat{w}_i \mathbf{D}_i(\hat{\beta}) \mathbf{D}_i(\hat{\beta})^T$.*

Under the conditions of Theorem 2.2, we can show $n^{-1} \mathbb{C}_{\tau n} \xrightarrow{P} \Omega$ and $n^{-1} \mathbb{D}_{\tau n} \xrightarrow{P} \tau(1 - \tau) \Psi$ as $n \rightarrow \infty$. Thus, variance of $\hat{m}_l(u_l, \hat{\beta})$ can be consistently estimated by

$$\text{Var}(\hat{m}_l(u_l, \hat{\beta})) = \mathbf{e}_l^T \mathbb{B}(\mathbf{u}) \mathbb{C}_{\tau n}^{-1} \mathbb{D}_{\tau n} \mathbb{C}_{\tau n}^{-1} \mathbb{B}^T(\mathbf{u}) \mathbf{e}_l. \quad (2.7)$$

3. Penalized Estimation for High-dimensional Loading Parameters

So far all covariates \mathbf{Z} in model (1.1) are assumed to be important for predicting the response variable. However, the true model is often unknown. On one hand, the fitted models may be seriously biased and non-informative if important predictors are omitted; on the other hand, including spurious covariates may unnecessarily increase the complexity and further reduce the estimation efficiency. Thus, it is a fundamental issue to select variables for the VICM when there is no prior knowledge of the true model form. In particular, we consider estimation when facing a diverging number of loading parameters. As usual we assume the model sparsity in the sense that most of the components of $\boldsymbol{\beta}$ are essentially zero. For selecting important variables and estimating them simultaneously, penalized robust estimating equations are developed as

$$\mathcal{R}_{\tau nh}(\boldsymbol{\beta}_{-1}) - n\mathbf{b}_{\alpha_1}(\boldsymbol{\beta}_{-1}) = \mathbf{0}, \quad (3.1)$$

where $\mathbf{b}_{\alpha_1}(\boldsymbol{\beta}_{-1}) = [\dot{p}_{\alpha_1}(|\beta_{12}|) \text{sgn}(\beta_{12}), \dots, \dot{p}_{\alpha_1}(|\beta_{1p_n}|) \text{sgn}(\beta_{1p_n}), \dots, \dot{p}_{\alpha_1}(|\beta_{dp_n}|) \times \text{sgn}(\beta_{dp_n})]$ is a $d(p_n - 1)$ vector with $\text{sgn}(t) = I(t > 0) - I(t < 0)$ and $\dot{p}_{\alpha_1}(\cdot)$ is the first order derivative of the SCAD penalty function, defined by

$$\dot{p}_{\alpha_1}(x) = \alpha_1 \left\{ I(x \leq \alpha_1) + \frac{(a\alpha_1 - x)_+}{(a-1)\alpha_1} I(x > \alpha_1) \right\},$$

where $a > 2$, $p_{\alpha_1}(0) = 0$ and α_1 is a nonnegative penalty parameter which regulates the complexity of the model. It is easy to see that $\dot{p}_{\alpha_1}(|x|)$ is close to zero if $|x|$ is large. Thus little extra bias is introduced by the penalty term. Meanwhile, $\dot{p}_{\alpha_1}(|x|)$ should be large when $|x|$ is close to zero, which results in these small components being shrunk to zero. An iterative majorize-minorize (MM) algorithm proposed by [18] can be incorporated to estimate $\boldsymbol{\beta}_{-1}$ in estimating equations (3.1). Specifically, for a fixed α_1 , we can obtain the estimate $\bar{\boldsymbol{\beta}}_{\alpha_1, -1}$ of $\boldsymbol{\beta}_{-1}$ using the following iterative procedure

$$\boldsymbol{\beta}_{\alpha_1, -1}^{(k+1)} = \boldsymbol{\beta}_{\alpha_1, -1}^{(k)} - [\partial \mathcal{R}_{\tau nh}(\boldsymbol{\beta}_{-1}) / \partial \boldsymbol{\beta}_{-1} - n\boldsymbol{\Delta}_{\alpha_1}]^{-1} \times (\mathcal{R}_{\tau nh}(\boldsymbol{\beta}_{-1}) - n\mathbf{b}_{\alpha_1}(\boldsymbol{\beta}_{-1})) |_{\boldsymbol{\beta}_{-1} = \boldsymbol{\beta}_{\alpha_1, -1}^{(k)}}, \quad (3.2)$$

where $\boldsymbol{\Delta}_{\alpha_1} = \text{diag}\left(\frac{\dot{p}_{\alpha_1}(|\beta_{12}|)}{\kappa + |\beta_{12}|}, \dots, \frac{\dot{p}_{\alpha_1}(|\beta_{1p_n}|)}{\kappa + |\beta_{1p_n}|}, \dots, \frac{\dot{p}_{\alpha_1}(|\beta_{dp_n}|)}{\kappa + |\beta_{dp_n}|}\right)$ and κ is a small number such as 10^{-6} . The above iterative formula is similar to the MM algorithm of [18], and its convergence can be similarly justified using their proposition 3.3 under the stationary and continuity assumptions.

In general, we define the true coefficients as $\boldsymbol{\beta}_{l, -1}^0 = \left(\left(\boldsymbol{\beta}_{l, -1}^{0(1)} \right)^T, \left(\boldsymbol{\beta}_{l, -1}^{0(2)} \right)^T \right)^T$ with $\boldsymbol{\beta}_{l, -1}^{0(1)} = (\beta_{l2}^0, \dots, \beta_{ls_l}^0)^T$ and $\boldsymbol{\beta}_{l, -1}^{0(2)} = (\beta_{l(s_l+1)}^0, \dots, \beta_{lp_n}^0)^T$, $\beta_{lj}^0 \neq 0, j = 2, \dots, s_l$ and $\beta_{lj}^0 = 0, j = s_l + 1, \dots, p_n$, $\boldsymbol{\beta}_{-1}^{0(1)} = \left(\left(\boldsymbol{\beta}_{1, -1}^{0(1)} \right)^T, \dots, \left(\boldsymbol{\beta}_{d, -1}^{0(1)} \right)^T \right)^T$ and

$\boldsymbol{\beta}_{-1}^{0(2)} = \left(\left(\boldsymbol{\beta}_{1,-1}^{0(2)} \right)^T, \dots, \left(\boldsymbol{\beta}_{d,-1}^{0(2)} \right)^T \right)^T$. Correspondingly, we also divide $\bar{\boldsymbol{\beta}}_{\alpha_1 l, -1}$ into two parts, $\bar{\boldsymbol{\beta}}_{\alpha_1 l, -1} = \left(\left(\bar{\boldsymbol{\beta}}_{\alpha_1 l, -1}^{(1)} \right)^T, \left(\bar{\boldsymbol{\beta}}_{\alpha_1 l, -1}^{(2)} \right)^T \right)^T$ with $\bar{\boldsymbol{\beta}}_{\alpha_1 l, -1}^{(1)} = \left(\bar{\beta}_{\alpha_1 l 2}, \dots, \bar{\beta}_{\alpha_1 l s_l} \right)^T$ and $\bar{\boldsymbol{\beta}}_{\alpha_1 l, -1}^{(2)} = \left(\bar{\beta}_{\alpha_1 l (s_l+1)}, \dots, \bar{\beta}_{\alpha_1 l p_n} \right)^T$. Define $\bar{\boldsymbol{\beta}}_{\alpha_1, -1}^{(1)} = \left(\left(\bar{\boldsymbol{\beta}}_{\alpha_1 1, -1}^{(1)} \right)^T, \dots, \left(\bar{\boldsymbol{\beta}}_{\alpha_1 d, -1}^{(1)} \right)^T \right)^T$ and $\bar{\boldsymbol{\beta}}_{\alpha_1, -1}^{(2)} = \left(\left(\bar{\boldsymbol{\beta}}_{\alpha_1 1, -1}^{(2)} \right)^T, \dots, \left(\bar{\boldsymbol{\beta}}_{\alpha_1 d, -1}^{(2)} \right)^T \right)^T$. Here we assume the number of nonzero components in $\boldsymbol{\beta}_l$ is fixed for $l = 1, \dots, d$, namely, s_l does not vary with n .

We establish the following main results for the penalized estimation.

Theorem 3.1. *Under conditions (C1)–(C12) in the Appendix B, and $n^{1/(2r+2)} \ll J_n \ll n^{1/4}$. If $n^{-1}p_n^3 = o(1)$ as $n \rightarrow \infty$, we have $\|\bar{\boldsymbol{\beta}}_{\alpha_1, -1} - \boldsymbol{\beta}_{-1}^0\|_2 = O_p(\sqrt{p_n}(n^{-1/2} + a_n))$.*

Let $\lim_{n \rightarrow \infty} \frac{1}{n} \mathbf{M}_n(\boldsymbol{\beta}_{-1}^{0(1)}) = \mathbb{M}^{(1)}$ and $\lim_{n \rightarrow \infty} \frac{1}{n} \mathbf{H}_n(\boldsymbol{\beta}_{-1}^{0(1)}) = \mathbb{H}^{(1)}$, where $\mathbf{M}_n(\boldsymbol{\beta}_{-1}^{0(1)})$ and $\mathbf{H}_n(\boldsymbol{\beta}_{-1}^{0(1)})$ are $\sum_{l=1}^d (s_l - 1) \times \sum_{l=1}^d (s_l - 1)$ sub-matrices of $\mathbf{M}_n(\boldsymbol{\beta}_{-1}^0)$ and $\mathbf{H}_n(\boldsymbol{\beta}_{-1}^0)$ corresponding to $\boldsymbol{\beta}_{-1}^{0(1)}$.

Theorem 3.2. *Under conditions (C1)–(C12) in the Appendix B, and $n^{1/(2r+2)} \ll J_n \ll n^{1/4}$. If $\alpha_1 \rightarrow 0$, $\sqrt{n/p_n} \alpha_1 \rightarrow \infty$ and $n^{-1}p_n^3 = o(1)$ as $n \rightarrow \infty$, with probability tending to one, the consistent estimator $\bar{\boldsymbol{\beta}}_{\alpha_1, -1}$ satisfies*

- (i) $\bar{\boldsymbol{\beta}}_{\alpha_1 l, -1}^{(2)} = \mathbf{0}$ for $1 \leq l \leq d$;
- (ii) $\sqrt{n} \left(\bar{\boldsymbol{\beta}}_{\alpha_1, -1}^{(1)} - \boldsymbol{\beta}_{-1}^{0(1)} \right) \xrightarrow{d} N(\mathbf{0}, \tau(1 - \tau)(\mathbb{H}^{(1)})^{-1} \mathbb{M}^{(1)} (\mathbb{H}^{(1)})^{-1})$.

Now we define $\mathbb{J}^0 = \oplus_{l=1}^d \mathbf{J}_l^0 = \text{diag}(\mathbf{J}_1^0, \dots, \mathbf{J}_d^0)$ as the direct sum of Jacobian matrices $\mathbf{J}_1^0, \dots, \mathbf{J}_d^0$ with dimension $dp_n \times d(p_n - 1)$. For $1 \leq l \leq d$, $\boldsymbol{\beta}_l$ can be estimated by $\bar{\boldsymbol{\beta}}_{\alpha_1, l} = \left(\bar{\beta}_{\alpha_1, l 1}, \dots, \bar{\beta}_{\alpha_1, l p_n} \right)^T$ with $\bar{\beta}_{\alpha_1, l 1} = \left(1 - \sum_{k=2}^{p_n} \bar{\beta}_{\alpha_1, l k}^2 \right)^{1/2}$. Based on Theorem 3.2 (ii), we can use the multivariate delta method to obtain the asymptotic normality of $\bar{\boldsymbol{\beta}}_{\alpha_1}^{(1)} = \left(\bar{\boldsymbol{\beta}}_{\alpha_1, 1}^{(1)T}, \dots, \bar{\boldsymbol{\beta}}_{\alpha_1, d}^{(1)T} \right)^T$ with $\bar{\boldsymbol{\beta}}_{\alpha_1, l}^{(1)} = \left(\bar{\beta}_{\alpha_1 l 1}, \bar{\beta}_{\alpha_1 l 2}, \dots, \bar{\beta}_{\alpha_1 l s_l} \right)^T$. That is,

$$\sqrt{n}(\bar{\boldsymbol{\beta}}_{\alpha_1}^{(1)} - \boldsymbol{\beta}^{0(1)}) \xrightarrow{d} N\left(\mathbf{0}, \tau(1 - \tau)\mathbb{J}^{0(1)}(\mathbb{H}^{(1)})^{-1}\mathbb{M}^{(1)}(\mathbb{H}^{(1)})^{-1}\mathbb{J}^{0(1)T}\right),$$

where $\boldsymbol{\beta}^{0(1)} = \left(\beta_{11}^0, \dots, \beta_{1s_1}^0, \dots, \beta_{d1}^0, \dots, \beta_{ds_d}^0 \right)^T$ and $\mathbb{J}^{0(1)}$ is sub-matrix of \mathbb{J}^0 corresponding to $\boldsymbol{\beta}^{0(1)}$.

Remark 3.1. *Theorem 3.1 provides the convergence rate of $\bar{\boldsymbol{\beta}}_{\alpha_1, -1}$. Theorem 3.2 indicates that $\bar{\boldsymbol{\beta}}_{\alpha_1, -1}$ is consistent in variable selection and has the oracle property when the number of loading parameters diverges. These results provide a theoretical guarantee for the application of our proposed estimation for high-dimensional quantile regression VICM. Based on the iterative procedure (3.2), we obtain the following sandwich formula to estimate the asymptotic*

covariance matrix of $\bar{\beta}_{\alpha_1, -1}$ by

$$\text{Cov}(\bar{\beta}_{\alpha_1, -1}) = \bar{\mathbb{H}}_{\tau n}^{-1}(\bar{\beta}_{\alpha_1, -1}) \mathbb{M}_{\tau n}(\bar{\beta}_{\alpha_1, -1}) \bar{\mathbb{H}}_{\tau n}^{-1}(\bar{\beta}_{\alpha_1, -1}) \quad (3.3)$$

where $\bar{\mathbb{H}}_{\tau n}(\bar{\beta}_{\alpha_1, -1}) = \mathbb{H}_{\tau n}(\bar{\beta}_{\alpha_1, -1}) + n\mathbf{\Delta}_{\alpha_1}$, $\mathbb{M}_{\tau n}$ and $\mathbb{H}_{\tau n}$ are defined in (2.6).

4. Identification of linear components in quantile regression VICM

In varying index coefficient models, identification of linear interaction components is also an important issue. A hypothesis test may be conducted to distinguish linear functions from nonparametric functions. [30] proposed a generalized likelihood ratio test for this purpose. However, the classical significance tests may not be so desirable in high dimensional settings for computational and theoretical concerns. In this paper, we develop a penalized procedure based on the SCAD penalty to investigate whether there is a linear interaction effect between $\mathbf{Z}^T \beta_l$ and X_l .

Let \ddot{m}_l be the second derivative of m_l . It is obvious that $\|\ddot{m}_l\|_2 = 0$ if m_l is a linear function for $1 \leq l \leq d$. Thus, by shrinking $\|\ddot{m}_l\|_2$ towards zero, we can automatically identify the linear and non-linear components in model (1.1). Note that $\|\ddot{m}_l\|_2 = \left\{ \int \ddot{m}_l^2(x) dx \right\}^{1/2}$ after the basis approximation can be equivalently written as $\sqrt{\boldsymbol{\lambda}_l^T \mathbf{D} \boldsymbol{\lambda}_l} \equiv \|\boldsymbol{\lambda}_l\|_{\mathbf{D}}$ due to the well-known algebraic property of the B-spline approximation, where \mathbf{D} is a $J_n \times J_n$ matrix with the (k, k') entry being $\int_0^1 \ddot{B}_k(x) \ddot{B}_{k'}(x) dx$. This consideration leads to solving the following minimization problem

$$\bar{\boldsymbol{\lambda}} = \arg \min_{\boldsymbol{\lambda} \in \mathbb{R}^{dJ_n}} \mathcal{L}_{\tau n}^*(\boldsymbol{\lambda}, \bar{\beta}_{\alpha_1}) \equiv \arg \min_{\boldsymbol{\lambda} \in \mathbb{R}^{dJ_n}} \left\{ \mathcal{L}_{\tau n}(\boldsymbol{\lambda}, \bar{\beta}_{\alpha_1}) + n \sum_{l=1}^d p_{\alpha_2}(\|\boldsymbol{\lambda}_l\|_{\mathbf{D}}) \right\}, \quad (4.1)$$

where $p_{\alpha_2}(\cdot)$ is the SCAD penalty with a penalty parameter α_2 and $\bar{\beta}_{\alpha_1}$ is given in sect. 3. This is a still complicated nonlinear programming problem and we use the ‘‘ucminf’’ function in R software to find the minimum of (4.1) using numerical computing methods. This R function was developed by Hans Bruun Nielsen and Stig Bousgaard Mortensen for general-purpose unconstrained nonlinear optimization. The algorithm is of quasi-Newton type with BFGS updating of the inverse Hessian and soft line search with a trust region monitoring method. Using this numerical computing routine we may not need to apply the induced smoothing any more.

Remark 4.1. We may combine two types of penalties in the objective function (2.1) to perform variable selection for loading parameters and detect linear/nonlinear simultaneously, that is $\mathcal{Q}_{\tau n}(\boldsymbol{\lambda}, \boldsymbol{\beta}) = \mathcal{L}_{\tau n}(\boldsymbol{\lambda}, \boldsymbol{\beta}) + n \sum_{l=1}^d \sum_{j=2}^{p_n} p_{\alpha_1}(|\beta_{lj}|) + n \sum_{l=1}^d p_{\alpha_2}(\|\boldsymbol{\lambda}_l\|_{\mathbf{D}})$. However, $\boldsymbol{\lambda}$ depends on $\boldsymbol{\beta}$, which indicates that we can not simultaneously obtain the estimators of $\boldsymbol{\lambda}$ and $\boldsymbol{\beta}$ by minimizing $\mathcal{Q}_{\tau n}(\boldsymbol{\lambda}, \boldsymbol{\beta})$. To

address this difficulty, an iterative procedure is proposed to select the loading parameter and detect the linear/nonlinear components. That is, for a given λ , we develop the penalized robust estimating equations (3.1) to select the loading parameters, and minimize (4.1) to detect the linear/nonlinear components for a given β .

Let $\bar{\lambda} = (\bar{\lambda}_1^T, \dots, \bar{\lambda}_d^T)^T$ be the minimizer of $\mathcal{L}_{\tau_n}^*(\lambda, \bar{\beta}_{\alpha_1})$. Consequently, the estimator of $\bar{m}_l(\cdot)$ is $\bar{m}_l(\cdot) = \mathbf{B}(\cdot)^T \bar{\lambda}_l$ for $1 \leq l \leq d$. Without loss of generality, we suppose that m_l is truly nonlinear for $1 \leq l \leq d_1$ and is linear for $d_1 + 1 \leq l \leq d$. We have the following theoretical results.

Theorem 4.1. *Suppose that conditions (C1)–(C12) in the Appendix B hold, together with $n^{1/(2r+2)} \ll J_n \ll n^{1/4}$ and $\alpha_2 \rightarrow 0$, we have for each $1 \leq l \leq d$, $|\bar{m}_l(u_l, \bar{\beta}_{\alpha_1}) - m_l(u_l)| = O_p\left(\sqrt{J_n/n} + J_n^{-r}\right)$ uniformly for any $u_l \in [0, 1]$.*

Theorem 4.2. *In addition to the conditions in Theorem 4.1, and we further assume $(\sqrt{J_n/n} + J_n^{-r})^{-1} \alpha_2 \rightarrow \infty$. Then with probability approaching 1, $\|\bar{\lambda}_l\|_{\mathcal{D}} = 0$ and \bar{m}_l is a linear function for $1 + d_1 \leq l \leq d$.*

Remark 4.2. *When $\alpha_2 \rightarrow 0$, Theorem 4.1 and Theorem 2.2 indicates that the nonparametric function estimates $\hat{m}_l(\cdot)$ and $\bar{m}_l(\cdot)$ attain the same convergence rate, which shows that the addition of a penalty term does not impact the asymptotic properties of $\bar{m}_l(\cdot)$. Theorem 4.2 establishes that the proposed method can identify linear functions consistently. These results provide a solid support for our proposed identification procedure.*

5. Numerical illustration

In this section, simulation studies and real data analysis are provided to assess the finite sample performance of the proposed estimation methods.

5.1. Selection of tuning parameters

For all numerical studies we use the cubic spline ($q = 4$) to approximate nonparametric functions $m_l(\cdot)$ in our simulations. We choose the number of interior knots as $N_n = \lceil n^{1/(2q+1)} \rceil$ that satisfies theoretical requirement, where $\lceil a \rceil$ stands for the largest integer not greater than a . The kernel function $K(\cdot)$ given in sect. 2 is set as the second-order Bartlett kernel ($\nu = 2$), that is,

$$K(u) = \frac{3}{4\sqrt{5}} (1 - u^2/5) I(|u| \leq \sqrt{5}).$$

To examine the dependence on the bandwidth, we conduct a sensitivity analysis for the selection of h for a selected setting in the following. Let $\{T^v, v = 1, \dots, 5\}$ be a random partitioning with size $n/5$ of the full data set $T = (T - T^v) \cup T^v$ and set $T - T^v$ and set T^v be the cross validated training and test sets respectively for $v = 1, \dots, 5$. The prediction error (PE) from the 5-fold cross-validation

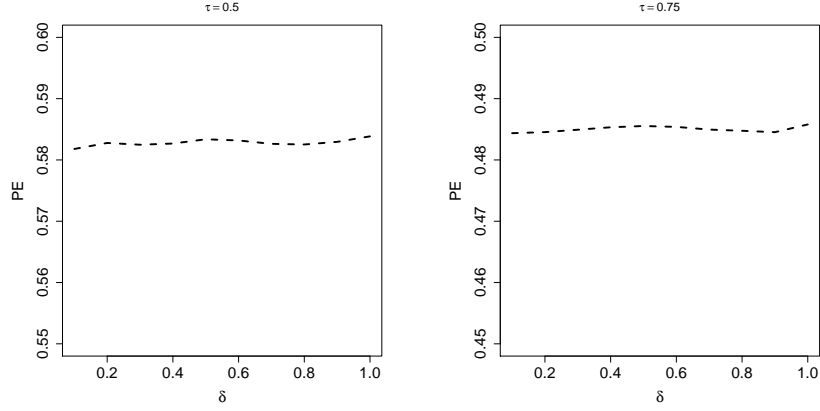


FIG 1. Prediction error from 5-fold cross-validation with different bandwidth $h = n^{-\delta}$ with $\delta = 0.1, 0.2, \dots, 1$.

is given by

$$PE = n^{-1} \sum_{v=1}^5 \sum_{(Y_i, \mathbf{X}_i, \mathbf{Z}_i) \in T^v} \rho_{\tau} \left(Y_i - \sum_{l=1}^d \hat{m}_l^{(v)}(\mathbf{Z}_i^T \hat{\beta}_l^{(v)}) X_{il} \right),$$

where $\hat{m}_l^{(v)}$ and $\hat{\beta}_l^{(v)}$ are estimators of m_l and β_l using the training set $T - T^v$ for $l = 1, \dots, d$. For quantile levels $\tau = 0.5, 0.75$, we conduct 500 replicates in example 1 given below with normal error distribution. Fig. 1 depicts the prediction error from the 5-fold cross-validation with different bandwidth $h = n^{-\delta}, \delta = 0.1, 0.2, \dots, 1$. It is easy to see that PE does not vary much with different h used, which indicates that the proposed method is not sensitive to the bandwidth h . Thus, we fix $h = n^{-0.3}$ in simulation studies to reduce the computational burden. This choice also satisfies the theoretical requirement $nh^{2\nu} \rightarrow 0$ with $\nu = 2$.

Finally, we utilize a data driven method to select α_1 and α_2 in the SCAD penalty function. The tuning parameter α_1 is used to control the sparsity of the solution and the tuning parameter α_2 is to identify the linear functions. Under fixed dimensions, [27] demonstrated that the Schwartz information criterion (SIC) is consistent in variable selection in a penalized quantile regression with the SCAD penalty. However, the traditional SIC may not work very well for diverging number of parameters. In this paper, we adopt the following modified SIC (MSIC) to select α_1

$$MSIC(\alpha_1) = \log \left(\mathcal{L}_{\tau n} \left(\hat{\lambda}, \bar{\beta}_{\alpha_1} \right) \right) + df_1 C_n \log(n)/(2n),$$

where $\bar{\beta}_{\alpha_1}$ is the estimated parameter for a given α_1 , $\hat{\lambda}$ is the unpenalized estimator given in section 2, df_1 is the number of nonzero coefficients in $\bar{\beta}_{\alpha_1}$

TABLE 1
Simulation results ($\times 10^{-2}$) of Bias, MAD, ESD and ASD for SN with $\tau = 0.5$ in example 1. LS stands for the method by [30] and QR is the proposed quantile regression.

method		$n = 500$				$n = 1500$			
		Bias	MAD	ESD	ASD	Bias	MAD	ESD	ASD
LS	β_{11}	0.102	2.991	3.770	3.009	-0.092	1.581	2.061	1.699
	β_{12}	-0.091	4.375	5.497	4.224	0.034	2.224	2.834	2.363
	β_{13}	-0.362	2.129	2.736	2.098	-0.039	1.134	1.461	1.170
	β_{21}	0.017	1.389	1.754	1.667	-0.031	0.819	1.037	0.963
	β_{22}	-0.269	2.257	2.785	2.598	0.157	1.331	1.663	1.492
	β_{23}	0.145	2.119	2.701	2.959	-0.339	1.232	1.551	1.690
	β_{31}	-0.001	0.959	1.211	1.091	0.016	0.537	0.661	0.609
	β_{32}	-0.056	0.785	0.984	0.931	-0.016	0.426	0.539	0.516
	β_{33}	0.090	1.040	1.330	1.322	-0.005	0.567	0.702	0.732
QR	β_{11}	0.182	3.302	4.235	3.595	-0.078	1.702	2.163	1.851
	β_{12}	-0.037	4.775	6.016	4.999	0.057	2.314	2.918	2.566
	β_{13}	-0.503	2.333	2.980	2.484	-0.064	1.216	1.538	1.226
	β_{21}	-0.041	1.609	2.036	2.099	-0.039	0.901	1.150	1.180
	β_{22}	-0.273	2.540	3.144	3.267	0.101	1.474	1.846	1.821
	β_{23}	0.227	2.429	3.082	3.661	-0.229	1.360	1.721	2.021
	β_{31}	0.051	1.096	1.386	1.329	0.039	0.590	0.724	0.719
	β_{32}	-0.135	0.941	1.166	1.144	-0.036	0.475	0.596	0.609
	β_{33}	0.192	1.309	1.640	1.609	0.001	0.633	0.798	0.848

and C_n is required to be diverging. In our simulations and applications, we choose C_n as $C_n = \max\{1, \log(\log(dp_n))\}$ ([4, 36]). The optimal $\hat{\alpha}_1^{opt}$ is defined as $\hat{\alpha}_1^{opt} = \min_{\alpha_1} \text{MSIC}(\alpha_1)$. Similarly, for α_2 , we consider

$$\text{MSIC}(\alpha_2) = \log\left(\mathcal{L}_{\tau n}\left(\bar{\lambda}_{\alpha_2}, \bar{\beta}_{\hat{\alpha}_1^{opt}}\right)\right) + df_2 J_n \log(n)/(2n),$$

where $\bar{\lambda}_{\alpha_2}$ is the estimated parameter for a given α_2 , df_2 is the number of nonlinear components. Then, we have $\hat{\alpha}_2^{opt} = \min_{\alpha_2} \text{MSIC}(\alpha_2)$. Note that every $m_l(\cdot)$ is characterized by a spline coefficient vector λ_l whose dimension is J_n . So $df_2 J_n$ is regarded as the dimension of nonlinear function coefficients. Simulation results will confirm that the proposed two MSIC criteria work well for variable selection and identification of linear components.

5.2. Simulation studies

EXAMPLE 1. In this example, our goal is to compare the proposed quantile regression estimator (QR) with the least-squares estimator (LS) for VICM. We generate the random samples from the following model

$$Y_i = \sum_{l=1}^d m_l(\mathbf{Z}_i^T \beta_l) X_{il} + \sigma \epsilon_i \tag{5.1}$$

where $\sigma = 0.5$, $d = p = 3$, $X_{i1} = 1$, $(X_{i2}, X_{i3})^T$ and $\mathbf{Z}_i = (Z_{i1}, Z_{i2}, Z_{i3})^T$ follow the multivariate normal distributions with mean 0, variance 1 and constant correlation coefficient 0.5. Here we set the true loading parameters as $\beta_1 = \frac{1}{\sqrt{14}}(2, 1, 3)^T$, $\beta_2 = \frac{1}{\sqrt{14}}(3, 2, 1)^T$ and $\beta_3 = \frac{1}{\sqrt{14}}(2, 3, 1)^T$ and set the

TABLE 2
Simulation results ($\times 10^{-2}$) of Bias, MAD, ESD and ASD for t_3 with $\tau = 0.5$ in example 1. LS stands for the method by [30] and QR is the proposed quantile regression.

method		$n = 500$				$n = 1500$			
		Bias	MAD	ESD	ASD	Bias	MAD	ESD	ASD
LS	β_{11}	-0.707	5.128	6.658	4.716	-0.279	2.520	3.365	2.685
	β_{12}	0.003	7.000	9.397	6.485	-0.061	3.452	4.442	3.653
	β_{13}	-0.509	3.554	4.902	3.305	-0.022	1.841	2.376	1.830
	β_{21}	-0.420	2.606	4.129	2.775	0.046	1.452	1.843	1.617
	β_{22}	0.125	3.916	5.142	4.194	-0.113	2.377	3.016	2.532
	β_{23}	-0.222	3.615	4.727	4.932	-0.281	2.071	2.661	2.817
	β_{31}	0.079	1.637	2.069	1.732	0.139	0.891	1.142	1.027
	β_{32}	-0.166	1.340	1.694	1.464	-0.139	0.697	0.890	0.873
	β_{33}	0.117	1.736	2.185	2.093	0.074	0.890	1.153	1.209
QR	β_{11}	-0.782	4.049	5.087	3.990	-0.276	2.007	2.536	2.074
	β_{12}	-0.041	5.636	7.222	5.455	-0.050	2.745	3.465	2.838
	β_{13}	-0.031	2.731	3.504	2.734	0.066	1.383	1.736	1.405
	β_{21}	-0.049	1.880	2.354	2.353	0.100	1.034	1.311	1.298
	β_{22}	-0.157	2.906	3.626	3.638	-0.171	1.700	2.126	2.025
	β_{23}	-0.102	2.657	3.377	4.159	-0.152	1.631	2.042	2.227
	β_{31}	0.031	1.311	1.691	1.450	0.095	0.686	0.848	0.791
	β_{32}	-0.116	1.124	1.411	1.231	-0.089	0.542	0.664	0.669
	β_{33}	0.134	1.467	1.811	1.779	0.040	0.706	0.887	0.936

TABLE 3
Simulation results of RASE for m_1, m_2, m_3 with $\tau = 0.5$ and $n = 500$ in example 1. LS stands for the method proposed by [30] and QR is the proposed quantile regression.

n	Error	LS			QR		
		m_1	m_2	m_3	m_1	m_2	m_3
500	SN	0.097	0.127	0.099	0.110	0.145	0.121
	t_3	0.144	0.177	0.156	0.127	0.154	0.138
	MN	0.150	0.183	0.172	0.124	0.152	0.138
	LA	0.121	0.151	0.134	0.117	0.146	0.129
1500	SN	0.074	0.097	0.061	0.087	0.107	0.070
	t_3	0.095	0.120	0.095	0.088	0.112	0.083
	MN	0.098	0.131	0.100	0.087	0.118	0.079
	LA	0.084	0.108	0.077	0.081	0.105	0.070

true coefficient functions as $m_1(u_1) = \exp(u_1)/5$, $m_2(u_2) = \sin(0.5\pi u_2)$ and $m_3(u_3) = u_3^2$. In order to investigate the effect of relatively heavy tail error distributions or outliers, we consider the following four different error distributions of ϵ_i : standard normal distribution (SN), t -distribution with freedom degree 3 (t_3), Laplace distribution (LA) with location parameter 0 and shape parameter 1 and mixed normal distribution (MN(ρ, σ_1, σ_2)) which is a mixture of $N(0, \sigma_1^2)$ and $N(0, \sigma_2^2)$ with weights $1 - \rho$ and ρ , respectively. In this example, we consider $\rho = 0.1$, $\sigma_1 = 1$ and $\sigma_2 = 5$. In this example, for the purpose of comparison, we consider $\tau = 0.5$ and the sample size $n = 500$ and 1500 with 500 simulation replications. For a fixed $\tau = 0.5$, we have $Q_{0.5}(Y|\mathbf{X}, \mathbf{Z}) = E(Y|\mathbf{X}, \mathbf{Z}) = \sum_{l=1}^d m_l(\mathbf{Z}_i^T \boldsymbol{\beta}_l) X_{il}$ since the median of ϵ_i is zero under the four distributions, $Q_{0.5}(\epsilon_i) = 0$. That is, model (5.1) is a special case of model (1.1). Therefore, it is fair to compare the proposed quantile regression estimate with the least squares estimate under this setting.

For parametric part, we report the bias (Bias), empirical standard deviation (ESD), calculated as the sample standard deviation of 500 estimates, estimated asymptotic standard deviation (ASD) based on the sandwich formula (2.6) and mean absolute deviation (MAD), calculated as the mean absolute deviation of 500 estimates. We compute the root average squared errors (RASE) to measure the accuracy of nonparametric estimators \hat{m}_l

$$\text{RASE}(\hat{m}_l) = \sqrt{\frac{1}{n} \sum_{i=1}^n (\hat{m}_l(u_{il}) - m_l(u_{il}))^2}, u_{il} = \mathbf{Z}_i^T \hat{\boldsymbol{\beta}}_l, l = 1, 2, 3.$$

The corresponding results of the proposed quantile regression estimator with $\tau = 0.5$ and that of the least-squares estimator are reported in Tables 1–3. For space consideration, the simulation results of estimators $\hat{\boldsymbol{\beta}}_l$ for MN and LA are listed in Tables S1 and S2 in the Appendix A of Supplementary Materials. Both mean regression and median regression in this example are consistent to the true parameters and functions as we observe very small errors. Eyeballing the Tables, the performance of the proposed estimation procedure is much more stable than that of the least-squares estimator especially in the cases with non-normal errors, demonstrating the robust feature of this approach. When the underlying distribution for data is different from normal, it may be more reliable to implement our procedure to fit the VICM in practice. Finally, we can see that the estimated asymptotic standard deviation (ASD) is very close to the empirical standard deviation (ESD), especially for $n = 1500$. This demonstrates the sandwich covariance formula (2.6) works reasonably well.

EXAMPLE 2. In this example, we specify the conditional quantile function $Q_\tau(Y_i|\mathbf{X}_i, \mathbf{Z}_i)$ to be

$$Q_\tau(Y_i|\mathbf{X}_i, \mathbf{Z}_i) = m_{\tau,1}(\mathbf{Z}_i^T \boldsymbol{\beta}_{\tau,1})X_{i1} + m_{\tau,2}(\mathbf{Z}_i^T \boldsymbol{\beta}_{\tau,2})X_{i2} + m_{\tau,3}(\mathbf{Z}_i^T \boldsymbol{\beta}_{\tau,3})X_{i3},$$

where $\boldsymbol{\beta}_{\tau,1} = \frac{(\tau^{1/2}, \tau, 2\tau)^T}{\sqrt{5\tau^2 + \tau}}$, $\boldsymbol{\beta}_{\tau,2} = \frac{(\tau, \tau^{1/2}, 2\tau)^T}{\sqrt{5\tau^2 + \tau}}$, $\boldsymbol{\beta}_{\tau,3} = \frac{(2\tau, \tau, \tau^{1/2})^T}{\sqrt{5\tau^2 + \tau}}$, $m_{\tau,1}(u_1) = \tau^{1/2}u_1$, $m_{\tau,2}(u_2) = \tau \sin(0.5\pi u_2)$ and $m_{\tau,3}(u_3) = -0.5 \log(1 - \tau)u_3^2$. The co-

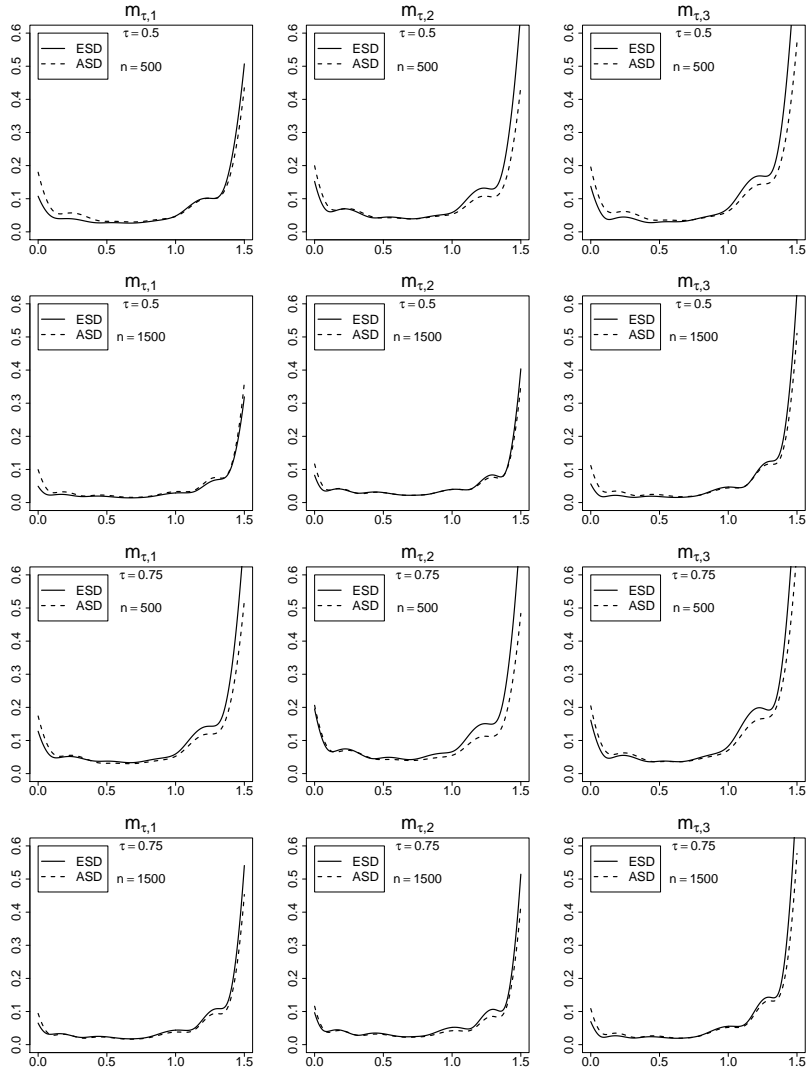


FIG 2. The empirical standard deviation (ESD) and estimated asymptotic standard deviation (ASD) for example 2

TABLE 4
Simulation results of Bias, MAD, ESD and ASD for β_τ with $\tau = 0.5, 0.75$ and $n = 500, 1500$ in example 2.

n		$\tau = 0.5$				$\tau = 0.75$			
		Bias	MAD	ESD	ASD	Bias	MAD	ESD	ASD
500	$\beta_{\tau,11}$	-0.003	0.064	0.082	0.083	0.082	0.092	0.071	0.063
	$\beta_{\tau,12}$	-0.004	0.067	0.085	0.089	-0.014	0.061	0.075	0.068
	$\beta_{\tau,13}$	-0.008	0.053	0.066	0.066	-0.055	0.063	0.057	0.051
	$\beta_{\tau,21}$	0.011	0.183	0.220	0.144	-0.043	0.173	0.206	0.119
	$\beta_{\tau,22}$	-0.039	0.166	0.211	0.133	0.032	0.154	0.191	0.112
	$\beta_{\tau,23}$	-0.069	0.151	0.197	0.120	-0.068	0.132	0.166	0.093
	$\beta_{\tau,31}$	-0.005	0.082	0.106	0.083	-0.068	0.090	0.090	0.075
	$\beta_{\tau,32}$	-0.001	0.111	0.141	0.112	-0.012	0.097	0.123	0.097
	$\beta_{\tau,33}$	-0.042	0.113	0.144	0.116	0.077	0.114	0.116	0.098
1500	$\beta_{\tau,11}$	-0.008	0.032	0.040	0.043	0.080	0.080	0.037	0.035
	$\beta_{\tau,12}$	-0.001	0.037	0.046	0.047	-0.008	0.031	0.038	0.038
	$\beta_{\tau,13}$	0.003	0.025	0.032	0.034	-0.050	0.051	0.030	0.029
	$\beta_{\tau,21}$	-0.030	0.108	0.132	0.094	-0.076	0.114	0.122	0.082
	$\beta_{\tau,22}$	-0.032	0.104	0.124	0.089	0.023	0.088	0.111	0.079
	$\beta_{\tau,23}$	0.008	0.080	0.100	0.072	-0.001	0.069	0.089	0.058
	$\beta_{\tau,31}$	0.001	0.041	0.051	0.049	-0.062	0.066	0.048	0.045
	$\beta_{\tau,32}$	0.000	0.055	0.069	0.065	0.001	0.048	0.061	0.059
	$\beta_{\tau,33}$	-0.014	0.055	0.072	0.067	0.054	0.090	0.061	0.059

variate $X_{i1} = 1$ and $(X_{i2}, X_{i3})^T$ are generated from the independent standard normal distribution. The covariate $\mathbf{Z}_i = (Z_{i1}, Z_{i2}, Z_{i3})^T$ are independently generated from Uniform $[0,1]$. Similar to [14, 29], we generate Y_i as

$$Y_i = m_{U_i,1}(\mathbf{Z}_i^T \beta_{U_i,1})X_{i1} + m_{U_i,2}(\mathbf{Z}_i^T \beta_{U_i,2})X_{i2} + m_{U_i,3}(\mathbf{Z}_i^T \beta_{U_i,3})X_{i3},$$

where U_i follows a uniform distribution $U(0,1)$. In this example, it is easy to see that the loading coefficients $\beta_{\tau,l}$ and nonparametric functions $m_{\tau,l}$ for $l = 1, 2, 3$ are functions of τ , suggesting different covariate effects at different quantile levels. Thus, the VIC model structure is more sophisticated than that of example 1 and the mean regression method is no longer appropriate.

In this example, we consider estimation at the quartiles $\tau = 0.5$ and $\tau = 0.75$, and simulate 500 data sets with $n = 500$ and $n = 1500$. Tables 4 and 5 give the bias, ESD, ASD and MAD of $\beta_{\tau,l}$, and RASE for $m_{\tau,l}$ for the proposed method, $l = 1, 2, 3$. We may note that the true loading coefficients $\beta_{\tau,l}$ and nonparametric functions $m_{\tau,l}$ are different at $\tau = 0.5$ and 0.75 . The proposed estimation is also consistent with small biases, and the ESD, ASD, MAD and RASE become smaller with the increasing sample size. To evaluate the performance of nonparametric sandwich formula (2.7), we define $\{0 = t_1 < t_2 < \dots < t_n = 1.5\}$ as a grid set over the observed range of $\mathbf{Z}^T \beta$. Figure 2 depicts the ESD (calculated as the sample standard deviation of 500 estimates) and ASD (calculated by the nonparametric sandwich formula (2.7)) of $\hat{m}(t_j, \hat{\beta})$ for $j = 1, \dots, n$. It is evident that ESD and ASD are very similar and their difference decreases rapidly with the increasing sample size, indicating that the sandwich covariance formula (2.7) performs well. This provides an assurance for the use of the nonparametric sandwich formula (2.7) in practice.

EXAMPLE 3. The main goal of this example is to investigate the finite sample performance of the proposed penalized estimation approach for identifying the

linear components in quantile regression VICM. We generate random samples from model (5.1) with $\sigma = 0.2$, $d = 4$, $m_1(u_1) = 0.2u_1^3$, $m_2(u_2) = \cos(0.5\pi u_2)$, $m_3(u_3) = 0.5u_3$ and $m_4(u_4) = -0.5u_4$. In this case we allow the last two nonparametric components to be linear functions. The true loading parameters are $\beta_1 = (\sqrt{2}/2, \sqrt{3}/3, \sqrt{6}/6, \mathbf{0}_{p_n-3})^T$, $\beta_2 = (\sqrt{3}/3, \sqrt{2}/2, \sqrt{6}/6, \mathbf{0}_{p_n-3})^T$, $\beta_3 = \frac{1}{\sqrt{50}}(3, 4, 5, \mathbf{0}_{p_n-3})^T$ and $\beta_4 = \frac{1}{\sqrt{50}}(4, 3, 5, \mathbf{0}_{p_n-3})^T$, where $\mathbf{0}_m$ denotes a m -vector of zeros. The dimension of β_l ($1 \leq l \leq 4$) is set as $p_n = \lceil n^{1/3} \rceil$ for $n = 500$ and 1500. In this example, we focus on the quantile levels at $\tau = 0.5$ and 0.75.

To ensure $Q_\tau(Y|\mathbf{X}, \mathbf{Z}) = \sum_{l=1}^d m_l(\mathbf{Z}_i^T \beta_l) X_{il}$ at $\tau = 0.5$ and 0.75, we consider $\epsilon_{\tau,i} = \varsigma_i - c_\tau$ and c_τ being the τ th quantile of the random error ς_i , resulting in $Q_\tau(\epsilon_{\tau,i}) = 0$. Here $\{\varsigma_i\}$ is an i.i.d. random sample from SN, t_3 , LA or MN. Other settings are the similar to that of example 1.

To evaluate the performance of variable selection and identification of linear components, we consider the following five criteria: (1) the average number of zero coefficients that are correctly estimated to be zero (C); (2) the average number of non zero coefficients that are incorrectly estimated to be zero (IC); (3) the average correctly fit percentage (CF) measures the accuracy of the variable selection procedure, where “correctly fit” means that the procedure correctly select significant components from all $\beta_l, l = 1, 2, 3, 4$; (4) the proportion of m_l being identified as the linear component for $l = 1, 2, 3, 4$ (ILC $_l$); (5) the proportion of correctly identification of linear components (CIL) among the four components. For the loading parameters, we compute the mean square error of the oracle estimators (O.MSE), the penalized estimators (P.MSE) and the unpenalized estimators (U.MSE). We also consider RASE of penalized estimators (P.RASE) and unpenalized estimators (U.RASE) that are used to measure the accuracy of nonparametric estimation. In each case, 500 data sets are generated. The simulation results are summarized in Tables 6–8.

Eyeballing Tables 6–8, we can make several observations. Firstly, the values in the column labeled C are very close to the true number of zero loading parameters in Table 6. The CF values steadily increase with the sample size n and approach one quickly, which indicates that the proposed procedure is consistent in variable selection. Secondly, the proposed penalized estimator performs similarly as the oracle estimator in terms of estimation accuracy, and significantly reduces the MSE of the unpenalized estimator. Thirdly, we should realize that only the last two functions m_3 and m_4 are linear in this example. Thus, it is appealing to note that ILC $_l$ is close to zero for $l = 1, 2$ and ILC $_l$ approaches one for $l = 3, 4$ as the sample size increases. Table 7 also shows that our penalized method can correctly distinguish linear components from nonparametric functions with a high probability. Fourthly, for the nonlinear functions (m_1 and m_2), there is a small difference for RASE between penalized and unpenalized estimators in Table 8. However, our proposed penalized estimator is obviously more efficient leading to about 40%-60% reduction in RASE for the linear components m_3 and m_4 . The reason is that we apply a regularized estimation procedure to identify linear functions, namely, penalized method can discriminate the model

TABLE 5
Simulation results of RASE for $m_{\tau,1}$, $m_{\tau,2}$, $m_{\tau,3}$ with $\tau = 0.5, 0.75$ and $n = 500, 1500$ in example 2.

n	$\tau = 0.5$			$\tau = 0.75$		
	$m_{\tau,1}$	$m_{\tau,2}$	$m_{\tau,3}$	$m_{\tau,1}$	$m_{\tau,2}$	$m_{\tau,3}$
500	0.066	0.081	0.102	0.098	0.189	0.210
1500	0.041	0.043	0.059	0.070	0.170	0.196

TABLE 6
Simulations results of variable selection for β with $\tau = 0.5$ and $\tau = 0.75$ in example 3.

n	p_n	τ	Error	C	IC	CF	O.MSE	P.MSE	U.MSE	
500	7	0.5	SN	15.87	0.000	0.928	0.890	0.918	2.370	
			t_3	15.89	0.000	0.944	1.173	1.214	3.263	
			MN	15.91	0.000	0.938	1.106	1.149	3.152	
		0.75	LA	15.86	0.000	0.920	1.088	1.119	3.081	
			SN	15.75	0.008	0.892	0.938	1.718	3.418	
			t_3	15.77	0.002	0.890	1.514	1.957	4.479	
	1500	11	0.5	MN	15.81	0.002	0.910	1.358	1.564	3.708
				LA	15.74	0.006	0.876	1.261	1.806	4.129
				SN	31.97	0.000	0.982	0.175	0.176	0.781
			0.75	t_3	31.99	0.002	0.988	0.239	0.240	1.024
				MN	31.99	0.000	0.992	0.222	0.222	1.033
				LA	31.97	0.000	0.980	0.212	0.213	1.002

Notation: the values of last three columns multiplied by 10^{-2} are true simulation results of O.MSE, P.MSE and U.MSE. In addition the number of zero coefficients is 16 for $n = 500$ and 32 for $n = 1500$.

structure. Therefore, comparing with the unpenalized estimators, we see that the proposed penalized estimators improve the RASE. In summary, the proposed methods are satisfactory at different quantile levels in terms of variable selection and identification of linear components.

5.3. Real data analysis

In this subsection, we will illustrate the proposed approaches by analyzing an environmental dataset in Hong Kong ([13, 17]). This dataset consists of a collection

TABLE 7
Simulations results of linear component identification for $m_l, l = 1, 2, 3, 4$ with $\tau = 0.5$ and $\tau = 0.75$ in example 3.

n	Error	$\tau = 0.5$					$\tau = 0.75$				
		ILC ₁	ILC ₂	ILC ₃	ILC ₄	CIL	ILC ₁	ILC ₂	ILC ₃	ILC ₄	CIL
500	SN	0.000	0.000	0.792	0.812	0.704	0.000	0.002	0.702	0.734	0.620
	t_3	0.000	0.000	0.844	0.842	0.754	0.000	0.000	0.774	0.792	0.690
	MN	0.000	0.000	0.794	0.868	0.734	0.000	0.000	0.786	0.804	0.686
	LA	0.000	0.000	0.822	0.846	0.730	0.000	0.000	0.790	0.804	0.696
1500	SN	0.000	0.000	0.922	0.952	0.892	0.000	0.002	0.910	0.924	0.862
	t_3	0.000	0.000	0.962	0.962	0.938	0.000	0.000	0.946	0.942	0.898
	MN	0.000	0.000	0.968	0.986	0.960	0.000	0.002	0.942	0.948	0.916
	LA	0.000	0.000	0.960	0.970	0.938	0.000	0.000	0.938	0.952	0.904

TABLE 8
Simulation results of RASE for $m_l, l = 1, 2, 3, 4$ with $\tau = 0.5$ and $\tau = 0.75$ in example 3.

n	τ	Error	P.RASE				U.RASE				
			m_1	m_2	m_3	m_4	m_1	m_2	m_3	m_4	
500	0.5	SN	0.125	0.516	0.104	0.091	0.129	0.530	0.184	0.162	
		t_3	0.145	0.515	0.105	0.087	0.146	0.533	0.195	0.165	
		MN	0.132	0.494	0.115	0.082	0.138	0.507	0.203	0.163	
	0.75	LA	0.125	0.490	0.093	0.080	0.130	0.507	0.179	0.152	
		SN	0.165	0.525	0.128	0.107	0.165	0.540	0.196	0.174	
		t_3	0.162	0.498	0.120	0.109	0.161	0.522	0.205	0.189	
	1500	0.5	MN	0.170	0.492	0.108	0.101	0.166	0.515	0.202	0.176
			LA	0.167	0.493	0.107	0.095	0.164	0.509	0.187	0.166
			SN	0.048	0.217	0.028	0.021	0.051	0.224	0.064	0.057
0.75		t_3	0.050	0.210	0.027	0.022	0.051	0.223	0.071	0.061	
		MN	0.050	0.210	0.023	0.019	0.050	0.222	0.069	0.058	
		LA	0.047	0.217	0.023	0.020	0.049	0.228	0.066	0.060	
0.75		SN	0.064	0.216	0.030	0.025	0.064	0.226	0.074	0.062	
		t_3	0.073	0.207	0.032	0.029	0.071	0.220	0.078	0.070	
		MN	0.073	0.208	0.030	0.027	0.072	0.223	0.079	0.068	
		LA	0.076	0.205	0.029	0.025	0.076	0.218	0.078	0.068	

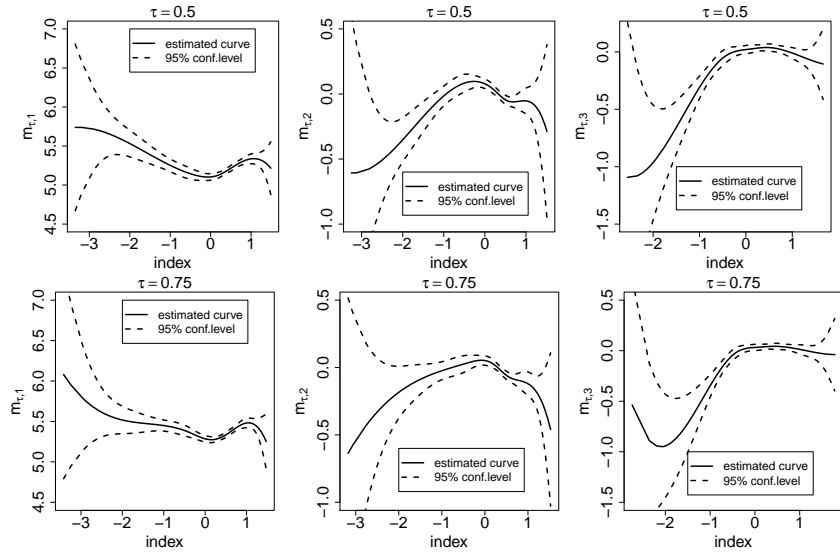


FIG 3. Estimated nonparametric curves for $\tau = 0.5$ and 0.75 and their 95% confidence intervals.

TABLE 9
 The estimates (EST), estimated asymptotic standard deviation (ASD) of β_l , and p-values for testing significance of each component in β_l for $l = 1, 2, 3$ in environmental data.

τ	unpenalized			penalized				
		EST	ASD	p-value	EST	ASD		
0.5	β_1	Z_1	0.537	0.039	$< 10^{-3}$	0.554	0.040	
		Z_2	-0.843	0.026	$< 10^{-3}$	-0.832	0.026	
		Z_3	-0.041	0.051	0.427	0	0	
				X_1 =intercept				
	β_2	Z_1	0.604	0.043	$< 10^{-3}$	0.573	0.040	
		Z_2	-0.788	0.037	$< 10^{-3}$	-0.820	0.028	
		Z_3	-0.123	0.064	0.056	0	0	
				X_2 =tem				
	β_3	Z_1	0.773	0.042	$< 10^{-3}$	0.787	0.041	
		Z_2	-0.601	0.060	$< 10^{-3}$	-0.585	0.063	
		Z_3	-0.202	0.083	0.015	-0.197	0.092	
				X_3 =hum				
	0.75	β_1	Z_1	0.543	0.036	$< 10^{-3}$	0.541	0.040
			Z_2	-0.840	0.024	$< 10^{-3}$	-0.841	0.026
			Z_3	-0.020	0.054	0.712	0	0
				X_1 =intercept				
β_2		Z_1	0.653	0.030	$< 10^{-3}$	0.586	0.043	
		Z_2	-0.711	0.038	$< 10^{-3}$	-0.811	0.031	
		Z_3	-0.261	0.069	$< 10^{-3}$	0	0	
				X_2 =tem				
β_3		Z_2	0.775	0.027	$< 10^{-3}$	0.791	0.032	
		Z_2	-0.558	0.051	$< 10^{-3}$	-0.547	0.054	
		Z_3	-0.298	0.066	$< 10^{-3}$	-0.275	0.065	
				X_3 =hum				

of daily measurements of pollutants and two environmental factors, with a total of $n = 1461$ observations. Three pollutants, nitrogen dioxide (no_2 ($\mu g/m^3$)), sulphur dioxide (so_2 ($\mu g/m^3$)) and ozone (o_3 ($\mu g/m^3$)) and two weather elements, temperature ($temp$ ($^{\circ}C$)) and relative humidity (hum (%)), are considered here. These five factors may give rise to circulatory and respiratory problems of humans. In this study, our goal is to explore whether these five variables may influence the number of daily total hospital admissions. Thus, we study the relationship between the number of daily hospital admissions (Y) and the following covariates: no_2 (Z_1), so_2 (Z_2), o_3 (Z_3), tem (X_2) and hum (X_3). Here we take $X_1 = 1$ as the intercept term. Specifically, we use model (1.1) to fit the data, where $\mathbf{Z}_i = (Z_{i1}, Z_{i2}, Z_{i3})^T$ is a covariate vector with length $p = 3$, $m_l(\cdot)$ are the unknown smooth functions and $\beta_l = (\beta_{l1}, \beta_{l2}, \beta_{l3})^T$ are unknown loading parameters for $l = 1, 2, 3$. Before implementing the estimation procedure, we normalize all predictor variables and take the logarithm of the response variable. The initial estimates of the parameters are obtained by the profile least squares method proposed in [30]. In our analysis, tuning parameters (e.g., α_1 and α_2) are chosen based on the information criteria given in subsection 5.1, and the bandwidth is set as $h = cn^{-0.2}$ with $c = 0.1, 0.2, \dots, 1$, the optimal bandwidth is selected by the 5-fold cross-validation. In this real data analysis, we consider the unpenalized estimators ($\hat{\beta}_l$ and \hat{m}_l) and the penalized estimator ($\bar{\beta}_l$ and \bar{m}_l) at two quantile levels $\tau = 0.5, 0.75$.

Table 9 shows the estimated coefficients (EST), their estimated asymptotic

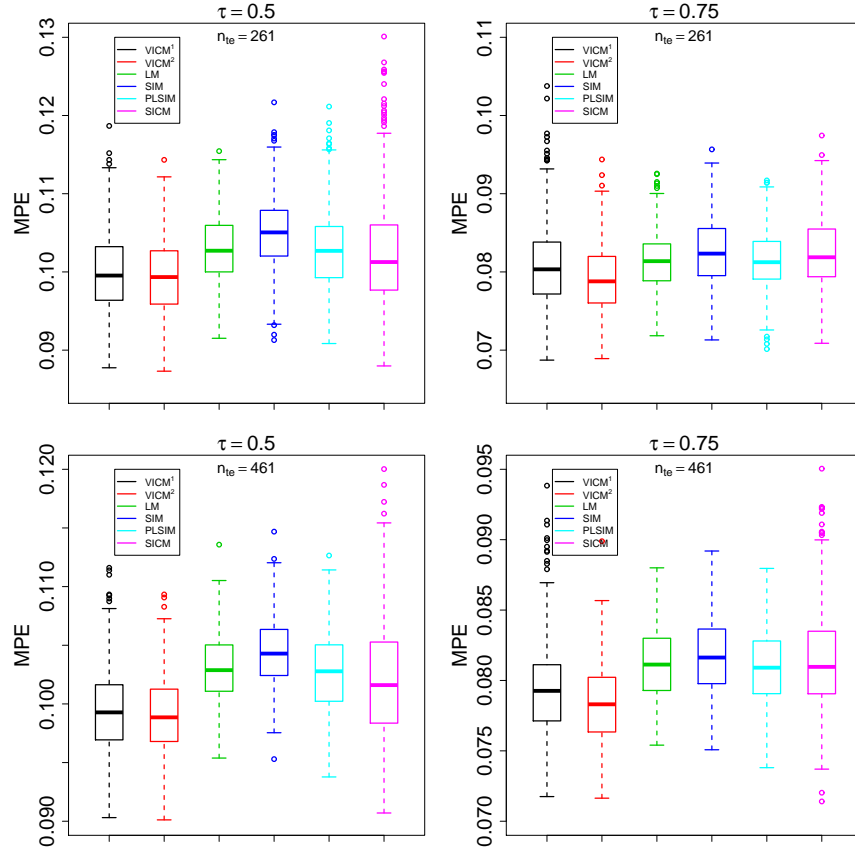


FIG 4. The mean prediction error (MPE) of VICM¹, VICM², LM, SIM, PLSIM and SICM at $\tau = 0.5$ and $\tau = 0.75$ for $n_{te} = 261$ and 461.

standard deviation (ASD) calculated by the sandwich formula (3.3), as well as the p -values for testing significance of each pollutant. We first notice that the loading parameters for Z_1 and Z_2 are highly significant for the intercept term X_1 , suggesting no_2 and so_2 are strong predictors for the daily hospital admission numbers at both quantile levels. For the temperature variable X_2 , we observe that the two loading parameters corresponding to Z_1 and Z_2 are significantly different from zero at significance level 0.05. This implies that no_2 and so_2 have significant nonlinear interaction effects with temperature on the number of daily hospital admissions. However, for relative humidity X_3 , all predictors Z_1 , Z_2 and Z_3 are significantly different from zero at significance level 0.05, which indicates that no_2 , so_2 and o_3 have significant nonlinear interaction effects with relative humidity. Table 9 also shows the estimated coefficients and their standard errors for the penalized estimators, the loadings for Z_3 are penalized to be zero for the intercept term X_1 and temperature X_2 , but not for relative humidity X_3 . By using the penalized estimate $\bar{\lambda}_l$ ($l=1,2,3$) given in Sect. 4, we can obtain $\|\bar{\lambda}_1\|_{\mathcal{D}} = 19.34$, $\|\bar{\lambda}_2\|_{\mathcal{D}} = 24.84$ and $\|\bar{\lambda}_3\|_{\mathcal{D}} = 16.42$ for $\tau = 0.5$ and $\|\bar{\lambda}_1\|_{\mathcal{D}} = 28.11$, $\|\bar{\lambda}_2\|_{\mathcal{D}} = 22.53$ and $\|\bar{\lambda}_3\|_{\mathcal{D}} = 20.34$ for $\tau = 0.75$, which are far away from zero. Thus, m_1 , m_2 and m_3 are identified as nonlinear functions. Fig. 3 displays the estimated curves by the penalized method and their 95% confidence bands obtained by nonparametric sandwich formula (2.7). The plot for the intercept shows that the estimated function $\bar{m}_1(\cdot)$ is a decreasing function of index $\mathbf{Z}^T \bar{\beta}_{\alpha_1,1}$, which indicates that the combination of environmental factors has a negative effect on the daily hospital admission numbers. The plots of temperature and relative humidity demonstrate that the effects of temperature and relative humidity are nonlinearly modified. These findings are consistent with the penalized estimation results.

Next we consider the prediction performance of the proposed method. To this end, the data is randomly divided into two parts. The first part is reserved as a training dataset including n_{tr} observations while the second part is reserved as a test dataset including n_{te} observations, where $n = n_{tr} + n_{te}$. Here we consider $n_{te} = 261$ and 461. We compute the mean prediction error (MPE) to evaluate the prediction performance for different quantile regression models. The MPE is defined as $MPE = \sum_{i \in \mathcal{I}} \rho_{\tau} (Y_i - \hat{Y}_i) / |\mathcal{I}|$, where \mathcal{I} stands for an index set of the testing sample. For MPE, we repeat the random splitting procedure for 500 times and report the average. We compare the following six models and use quantile regression method to fit every model with $\tau = 0.5$ and 0.75: the varying index coefficient model (VICM¹), the linear model (LM), the single-index model ([44]; SIM), the partially linear single index model ([40]; PLSIM), the single-index coefficient model ([17]; SICM) and the penalized varying index coefficient model (VICM²). The MPEs of six models are displayed in Fig. 4, clearly showing a superior performance of our proposed VICM to predict the future response values. In addition, we apply the mean quantile residual (MQR) to evaluate the in-sample performance of different models, which is defined as $MQR = 1461^{-1} \sum_{i=1}^{1461} \rho_{\tau} (Y_i - \hat{Y}_i)$. The MQRs of VICM¹, VICM², LM, SIM,

PLSIM, SICM are 0.0939, 0.0938, 0.1023, 0.1025, 0.1024, 0.0993 for $\tau = 0.5$ and 0.0743, 0.0738, 0.0802, 0.0792, 0.0790, 0.0771 for $\tau = 0.75$, indicating that our VICM achieves the smallest in-sample error.

6. Concluding remarks

In this paper, we apply the SCAD penalty to develop robust variable selection and linear components identification procedures for the VICM under the quantile regression framework, in which the nonparametric functions are approximated by B-spline basis functions. While other types of basis functions are applicable, B-spline functions are relatively easy to implement with practically stable performance. We establish the consistency and oracle property of the estimators in the situation of a slowly diverging number of loading parameters. In addition, we develop a novel penalization method to distinguish linear components automatically. To reduce the computational burden caused by the non-smoothing estimating equations, we utilize a kernel function to approximate the quantile score function, which results in smoothing estimating equations and facilitates a sandwich formula for variance estimation. Some useful criteria are proposed to choose the tuning parameters, and simulation studies and real data analysis have been conducted to illustrate the proposed method and confirm the asymptotic results. Finally, it is interesting to study high dimensional variable selection and model identification for the VICM with complex data including longitudinal data, multi-level data, censored survival data and others. Research in these aspects is ongoing.

Acknowledgements

Jing Lv is partially supported by National Natural Science Foundation of China Grant 11801466 and the Basic and Frontier Research Program of Chongqing Grant cstc2017jcyjAX0182. Jialiang Li is partially supported by Academic Research Funds R-155-000-174-114, R-155-000-195-114 and Tier 2 Ministry of Education funds in Singapore MOE2017-T2-2-082: R-155-000-197-112 (Direct cost) and R-155-000-197-113 (IRC).

Supplementary Material

Supplement : “High-dimensional varying index coefficient quantile regression model”

([Supplemental materials.zip](#)). The supplementary materials list additional numerical results and regular conditions, and provide a number of technical lemmas and the proofs of lemmas and theorems.

References

- [1] ABREVVAYA, J. (2001). The effect of demographics and maternal behavior on the distribution of birth outcomes. *Empirical Economics* **26** 247–259.

- [2] BROWN, B.M. and WANG, Y. (2007). Induced smoothing for rank regression with censored survival times. *Statistics in Medicine* **26** 828–836
- [3] BÜHLMANN, P. and VAN DE GEER, S. (2011). *Statistics for high-dimensional data: methods, theory and applications*. Springer Series in Statistics. Heidelberg: Springer.
- [4] CHEN, J. and CHEN, Z. (2008). Extended Bayesian information criteria for model selection with large model spaces. *Biometrika* **95** 759–771.
- [5] CHIOU, S. KANG, S. and YAN, J. (2015). Semiparametric Accelerated failure time modeling for clustered failure times from stratified sampling. *Journal of the American Statistical Association* **110** 621–629.
- [6] CHRISTOU, E. and AKRITAS, M. G. (2016). Single index quantile regression for heteroscedastic data. *Journal of Multivariate Analysis* **150** 169–182.
- [7] CUI, X. HÄRDLE, W. K. and ZHU, L. (2011). The EFM approach for single-index models. *The Annals of Statistics* **39** 1658–1688.
- [8] DE BOOR, C. (2001). *A practical guide to splines*. Springer, New York.
- [9] ELSNER, J. B. KOSSIN, J. P. and JAGGER, T. H. (2008). The increasing intensity of the strongest tropical cyclones. *Nature* **455** 92–95.
- [10] FAN, J. and LI, R. (2006). *Statistical challenges with high dimensionality: feature selection in knowledge discovery*. Proceedings of the Madrid International Congress of Mathematicians, III: 595–622.
- [11] FAN, J. LIU, W. and LU, X. (2017). Penalized empirical likelihood for semiparametric models with a diverging number of parameters. *Journal of Statistical Planning and Inference* **186** 42–57.
- [12] FAN, J. and PENG, H. (2004). Nonconcave penalized likelihood with a diverging number of parameters. *The Annals of Statistics* **32** 928–961.
- [13] FAN, J. and ZHANG, W. (1999). Statistical estimation in varying coefficient models. *The Annals of Statistics* **27** 1491–1518.
- [14] FRUMENTO P. and BOTTAI, M. (2016). Parametric modeling of quantile regression coefficient functions. *Biometrics* **72** 74–84.
- [15] GIRAUD, C. (2015). *Introduction to high-dimensional statistics*. Chapman & Hall/CRC Monographs on Statistics & Applied Probability
- [16] HASTIE, T. TIBSHIRANI, R. and WAINWRIGHT, M. J. (2015). *Statistical Learning with Sparsity: the Lasso and Generalizations*. Chapman & Hall/CRC Press, Series in Statistics and Applied Probability.
- [17] HUANG, Z. and ZHANG, R. (2013). Profile empirical-likelihood inferences for the single-index-coefficient regression model. *Statistics and Computing* **23** 455–465.
- [18] HUNTER, D. and LI, R. (2005). Variable selection using MM algorithms. *The Annals of Statistics* **33** 1617–1642.
- [19] JI, S. PENG, L. CHENG, Y. and LAI, H. (2012). Quantile regression for doubly censored data. *Biometrics* **68** 101–112.
- [20] JIANG, R. and QIAN, W. (2016). Quantile regression for single-index-coefficient regression models. *Statistics and Probability Letters* **110** 305–317.
- [21] JIANG, R. ZHOU, Z. QIAN, W. and CHEN, Y. (2013). Two step composite

- quantile regression for single-index models. *Computational Statistics and Data Analysis* **64** 180–191.
- [22] JIN, Z. LIN, D. Y. WEI, L. J. and YING, Z. (2003). Rank-Based Inference for the Accelerated Failure Time Model. *Biometrika* **90** 341–353.
- [23] KOENKER, R. (2005). *Quantile regression*. Cambridge University Press, New York.
- [24] KOENKER, R. and BASSETT, G. (1978). Regression quantiles. *Econometrica* **46** 33–50.
- [25] KONG, E. and XIA, Y. (2012). A single-index quantile regression model and its estimation. *Econometric Theory* **28** 730–768.
- [26] LI, R. and PENG, L. (2015). Quantile regression adjusting for dependent censoring from Semicompeting risks. *Journal of the Royal Statistical Society Series B* **77** 107–130.
- [27] LIAN, H. (2012). A note on the consistency of Schwarz’s criterion in linear quantile regression with the SCAD penalty. *Statistics and Probability Letters* **82** 1224–1228.
- [28] LIN, Z. and YUAN, Y. (2012). Variable selection for generalized varying coefficient partially linear models with diverging number of parameters. *Acta Mathematicae Applicatae Sinica* **28** 237–246.
- [29] MA, S. and HE, X. (2016). Inference for single-index quantile regression models with profile optimization. *The Annals of Statistics* **44** 1234–1268.
- [30] MA, S. and SONG, P. X.-K. (2015). Varying index coefficient models. *Journal of the American Statistical Association* **110** 341–356.
- [31] MARIMOUTOU, V. RAGGAD, B. TRABELSI, A. (2009). Extreme value theory and value at risk: application to oil market. *Energy Economics* **31** 519–530.
- [32] PENG, L. XU, J. and KUTNER, N. (2014). Shrinkage estimation of varying covariate effects based on quantile regression. *Statistics and Computing* **24** 853–869.
- [33] SUN, X. PENG, L. MANATUNGA, A. MARCUS, M. (2016). Quantile regression analysis of censored longitudinal data with irregular outcome-dependent follow-up. *Biometrics* **72** 64–73.
- [34] TANG, Y. WANG, H.J. and ZHU, Z. (2013). Variable selection in quantile varying coefficient models with longitudinal data. *Computational Statistics and Data Analysis* **57** 435–449.
- [35] WANG, G. and WANG, L. (2015). Spline estimation and variable selection for single-index prediction models with diverging number of index parameters. *Journal of Statistical Planning and Inference* **162** 1–19.
- [36] WANG, H. LI, B. and LENG, C. (2009). Shrinkage tuning parameter selection with a diverging number of parameters. *Journal of the Royal Statistical Society, Series B* **71** 671–683.
- [37] WANG, H.J. STEFANSKI, L.A. and ZHU, Z. (2012). Corrected-loss estimation for quantile regression with covariate measurement error. *Biometrika* **99** 405–421.
- [38] WANG, H.J. ZHOU, J. and LI, Y. (2013). Variable selection for censored quantile regression. *Statistica Sinica* **23** 145–167.

- [39] WANG, H.J. and ZHU, Z. (2011). Empirical likelihood for quantile regression models with longitudinal data. *Journal of Statistical Planning and Inference* **141** 1603–1615.
- [40] WANG, J. L. XUE, L. ZHU, L. and CHONG, Y. S. (2010). Estimation for a partial linear single-index model. *The Annals of Statistics* **38** 246–274.
- [41] WANG, L. ZHOU, J. and QU, A. (2012). Penalized generalized estimating equations for high-dimensional longitudinal data analysis. *Biometrics* **68** 353–360.
- [42] WHANG, Y. J. (2006). Smoothed empirical likelihood methods for quantile regression models. *Econometric Theory* **22** 173–205.
- [43] WU, T. Z. YU, K. and YU, Y. (2010). Single-index quantile regression. *Journal of Multivariate Analysis* **101** 1607–1621.
- [44] XIA, Y. TONG, H. LI, W. K. and ZHU, L. (2002). An adaptive estimation of dimension reduction space. *Journal of the Royal Statistical Society Series B* **64** 363–410.
- [45] XUE, L. and PANG, Z. (2013). Statistical inference for a single-index varying-coefficient model. *Statistics and Computing* **23** 589–599.
- [46] XUE, L. and QU, A. (2012). Variable selection in high-dimensional varying coefficient models with global optimality. *The Journal of Machine Learning Research* **13** 1973–1998.
- [47] ZHAO, W. LI, J. and LIAN, H. (2018). Adaptive varying-coefficient linear quantile model: a profiled estimating equations approach. *Annals of the Institute of Statistical Mathematics* **70** 553–582.
- [48] ZHAO, W. and LIAN, H. (2017). Quantile index coefficient model with variable selection. *Journal of Multivariate Analysis* **154** 40–58.
- [49] ZHU, L. HUANG, M. and LI, R. (2012). Semiparametric quantile regression with high-dimensional covariates. *Statistica Sinica* **22** 1379–1401.

SUPPLEMENTARY MATERIAL for “HIGH-DIMENSIONAL VARYING
INDEX COEFFICIENT QUANTILE REGRESSION MODEL”

BY JIALIANG LI* AND JING LV†

National University of Singapore and Southwest University†*

APPENDIX A: ADDITIONAL NUMERICAL RESULTS

The tables of the Appendix A provide additional numerical results. Table S1 and S2 report the simulation results of estimators $\hat{\beta}_l$ for two error distributions (MN and LA) in example 1.

TABLE S1

Simulation results ($\times 10^{-2}$) of Bias, MAD, SD and SE for MN with $\tau = 0.5$ in example 1. LS stands for the method by Ma and Song [7] and QR is the proposed quantile regression.

method		$n = 500$				$n = 1500$			
		Bias	MAD	SD	SE	Bias	MAD	SD	SE
LS	β_{11}	-0.352	4.894	6.439	5.101	-0.260	2.747	3.408	2.845
	β_{12}	0.047	6.774	8.846	7.111	-0.292	3.644	4.588	3.901
	β_{13}	-0.678	3.680	4.873	3.597	0.033	1.882	2.333	1.935
	β_{21}	-0.172	2.706	3.473	2.964	-0.096	1.408	1.776	1.737
	β_{22}	-0.552	4.603	5.893	4.643	0.157	2.276	2.874	2.695
	β_{23}	0.211	4.039	5.327	5.245	-0.376	2.105	2.682	3.019
	β_{31}	-0.094	1.760	2.318	1.911	0.034	0.987	1.246	1.085
	β_{32}	-0.048	1.456	1.856	1.612	-0.046	0.772	0.983	0.911
	β_{33}	0.053	1.921	2.466	2.285	-0.010	1.019	1.294	1.293
QR	β_{11}	-0.336	3.655	4.694	3.869	0.050	1.991	2.483	2.019
	β_{12}	0.051	5.217	6.706	5.340	-0.002	2.620	3.331	2.754
	β_{13}	-0.288	2.674	3.517	2.619	-0.159	1.384	1.719	1.357
	β_{21}	-0.124	1.854	2.298	2.323	-0.039	0.996	1.250	1.263
	β_{22}	-0.293	3.024	3.769	3.617	0.148	1.603	2.019	1.957
	β_{23}	0.383	2.646	3.327	4.018	-0.351	1.513	1.859	2.172
	β_{31}	-0.023	1.255	1.623	1.453	0.027	0.634	0.817	0.775
	β_{32}	-0.067	1.032	1.327	1.223	-0.027	0.518	0.667	0.649
	β_{33}	0.105	1.426	1.784	1.735	-0.008	0.740	0.912	0.914

TABLE S2

Simulation results ($\times 10^{-2}$) of Bias, MAD, SD and SE for LA with $\tau = 0.5$ in example 1. LS stands for the method by Ma and Song [7] and QR is the proposed quantile regression.

method		$n = 500$				$n = 1500$			
		Bias	MAD	SD	SE	Bias	MAD	SD	SE
LS	β_{11}	-0.141	4.030	5.052	4.069	0.088	2.181	2.712	2.252
	β_{12}	0.446	5.318	6.854	5.677	-0.085	2.996	3.902	3.119
	β_{13}	-0.595	2.901	3.693	2.864	-0.193	1.490	1.860	1.555
	β_{21}	0.022	1.937	2.476	2.317	-0.194	1.118	1.433	1.359
	β_{22}	-0.423	3.303	4.156	3.623	0.289	1.858	2.321	2.093
	β_{23}	0.089	2.842	3.662	4.059	-0.214	1.595	2.025	2.328
	β_{31}	0.022	1.255	1.617	1.496	0.009	0.740	0.929	0.845
	β_{32}	-0.119	1.014	1.304	1.270	-0.049	0.580	0.725	0.713
	β_{33}	0.166	1.509	1.856	1.773	0.083	0.820	1.023	0.999
QR	β_{11}	-0.066	3.606	4.604	3.785	0.070	1.813	2.294	1.876
	β_{12}	0.339	4.679	6.112	5.199	0.000	2.504	3.173	2.613
	β_{13}	-0.501	2.533	3.241	2.633	-0.158	1.259	1.585	1.269
	β_{21}	-0.073	1.684	2.132	2.238	-0.132	0.868	1.105	1.151
	β_{22}	-0.167	2.856	3.583	3.482	0.225	1.428	1.783	1.789
	β_{23}	0.035	2.512	3.212	3.897	-0.183	1.267	1.564	1.945
	β_{31}	0.029	1.172	1.477	1.399	-0.014	0.615	0.763	0.713
	β_{32}	-0.138	0.986	1.225	1.189	-0.004	0.468	0.598	0.602
	β_{33}	0.230	1.391	1.726	1.658	0.010	0.666	0.832	0.840

APPENDIX B: REGULAR CONDITIONS AND PROOFS OF TECHNICAL LEMMAS AND THEOREMS

In this document, we present the regular conditions and the proofs of technical lemmas and theorems. The technical lemmas are used to prove the theorems of the paper.

We use C to denote a generic positive constant that can vary from line to line. For any vector $\boldsymbol{\xi} = (\xi_1, \dots, \xi_s)^T \in \mathbb{R}^s$, denote $\|\boldsymbol{\xi}\|_\infty = \max_{1 \leq l \leq s} |\xi_l|$. For any symmetric matrix $\mathbf{A}_{s \times s}$, denote its L_r norm as $\|\mathbf{A}\|_r = \max_{\boldsymbol{\xi} \in \mathbb{R}^s, \boldsymbol{\xi} \neq 0} \|\mathbf{A}\boldsymbol{\xi}\|_r / \|\boldsymbol{\xi}\|_r^{-1}$. For any matrix $\mathbf{A} = (A_{ij})_{i=1, j=1}^{s,t}$, denote $\|\mathbf{A}\|_\infty = \max_{1 \leq i \leq s} \sum_{j=1}^t |A_{ij}|$. Denote the space of the r th order smooth function as $C^{(r)}[0, 1] = \{\varphi | \varphi^{(r)} \in C[0, 1]\}$. Throughout the paper, ρ_{min} and ρ_{max} denote the minimum

and maximum eigenvalues of a matrix and $tr(\cdot)$ is the trace operator of a matrix. To prove the theoretical results of the proposed estimators, we next present the following technical conditions.

(C1) For β_l in the neighborhood of β_l^0 , the density function $f_{U_l(\beta_l)}(\cdot)$ of random variable $U_l(\beta_l) = \mathbf{Z}^T \beta_l$ is bounded away from zero on $[0, 1]$ for $1 \leq l \leq d$ and satisfies the Lipschitz condition of order 1 on $[0, 1]$.

(C2) For every $1 \leq l \leq d$ and $1 \leq k \leq p_n$, $g_{l,k}^0 \in C^{(1)}[0, 1]$ and $m_l \in C^{(r)}[0, 1]$ for some integer $r \geq 2$. Meanwhile, the spline order q satisfies $q \geq r$.

(C3) There are N_0 and constants b and B such that, for $n \geq N_0$,

$$0 < b \leq \rho_{min} \left(n^{-1} \sum_{i=1}^n \mathbf{X}_i \mathbf{X}_i^T \right) \leq \rho_{max} \left(n^{-1} \sum_{i=1}^n \mathbf{X}_i \mathbf{X}_i^T \right) \leq B.$$

(C4) $\sup_i \|\mathbf{Z}_i\|_2 = O(\sqrt{p_n})$.

(C5) For a fixed τ , we assume $\varepsilon_{\tau,1}, \dots, \varepsilon_{\tau,n}$ are independent identically distributed errors and the conditional density function $f_\tau(\cdot | \mathbf{X}, \mathbf{Z})$ is bounded and bounded away from zero in a neighborhood of zero, uniformly over the support of \mathbf{X} and \mathbf{Z} . The derivative of $f_\tau(\cdot | \mathbf{X}, \mathbf{Z})$ is uniformly bounded in a neighborhood of zero over the support of \mathbf{X} and \mathbf{Z} . In the following proof, we omit the subscript τ from $\varepsilon_{\tau,i}$ and $f_\tau(\cdot | \mathbf{X}, \mathbf{Z})$ to simplify the notations.

(C6) $K(\cdot)$ is bounded and compactly supported on $[-1, 1]$. Furthermore, we assume that $K(\cdot)$ is a ν th order kernel function. For example, $\int u^j K(u) du = 1$ if $j = 0$; 0 if $1 \leq j \leq \nu - 1$; C_K if $j = \nu$, where $\nu \geq 2$ is an integer and $C_K \neq 0$ is a constant.

(C7) The bandwidth h satisfies $nh^{2\nu} \rightarrow 0$.

(C8) $\liminf_{n \rightarrow \infty} \liminf_{x \rightarrow 0^+} \dot{p}_{\alpha_1}(x) / \alpha_1 > 0$.

(C9) $a_n = \max_{2 \leq j \leq p_n, 1 \leq l \leq d} \{\dot{p}_{\alpha_1}(|\beta_{lj}^0|), \beta_{lj}^0 \neq 0\} = O(n^{-1/2})$.

(C10) $b_n = \max_{2 \leq j \leq p_n, 1 \leq l \leq d} \{\ddot{p}_{\alpha_1}(|\beta_{lj}^0|), \beta_{lj}^0 \neq 0\} \rightarrow 0$ as $n \rightarrow \infty$.

(C11) There are constants C_1 and C_2 such that $|\ddot{p}_{\alpha_1}(x_1) - \ddot{p}_{\alpha_1}(x_2)| \leq C_2 |x_1 - x_2|$ when $x_1, x_2 > C_1 \alpha_1$.

(C12) Assume $\{\beta_{ls_i}^0, \dots, \beta_{l2}^0\}_{l=1}^d$ satisfy $\min_{1 \leq l \leq d, 2 \leq j \leq s_l} |\beta_{lj}^0| / \alpha_1 \rightarrow \infty$ as $n \rightarrow \infty$.

Conditions (C1)–(C2) are standard conditions for VICM similar to (C1), (C2) and (C5) in Ma and Song [7]. Condition (C3) is a common assumption on M -estimation with diverging dimension. Condition (C4) is also popularly adopted in the literature on high-dimensional regression for independent data. Condition (C5) on conditional density is commonly used in quantile regression. Conditions (C6)–(C7) are the necessary conditions on the kernel function and bandwidth h , which are also required in Whang [8]. Conditions (C8)–(C11) are the regularity conditions on the penalty given in Fan and Peng [5] and condition (C12) is similar to the condition (H) of Fan and Peng [5], which is used to obtain the oracle property.

LEMMA 1. Under conditions (C1)–(C5), $J_n \rightarrow \infty$ and $n^{-1}J_n^3 = o(1)$, for $1 \leq l \leq d$, we have

$$(i) \left| \hat{m}_l(u_l, \beta^0) - m_l(u_l) \right| = O_p \left(\sqrt{J_n/n} + J_n^{-r} \right), \left| \hat{m}_l(u_l, \beta^0) - \dot{m}_l(u_l) \right| = O_p \left(\sqrt{J_n^3/n} + J_n^{-r+1} \right)$$

uniformly for any $u_l \in [0, 1]$,

(ii) under $nJ_n^{-(1+2r)} = o(1)$, $\sigma_{nl}^{-1}(u_l) (\hat{m}_l(u_l, \beta^0) - m_l^0(u_l)) \xrightarrow{d} N(0, 1)$, where $\sigma_{nl}^2(u_l)$ is defined in subsection 2.2.

PROOF. According to the result on page 149 of de Boor [2], for $m_l(u_l)$ satisfying condition (C2), we have

$$(A.1) \quad \sup_{u_l \in [0, 1]} |m_l(u_l) - m_l^0(u_l)| = O(J_n^{-r}).$$

Let $\lambda^0 = \left\{ (\lambda_l^0)^T : 1 \leq l \leq d \right\}^T$, $k_n = J_n n^{-1/2} + J_n^{-r+1/2}$ and a vector \mathbf{v} satisfying $\|\mathbf{v}\|_2 = C$, where C is a sufficiently large constant. Our aim is to show that for any given ϵ there is a large constant C such that, for a large n , we have

$$(A.2) \quad P \left\{ \inf_{\|\mathbf{v}\|_2 = C} \mathcal{L}_{\tau n}(\lambda^0 + k_n \mathbf{v}, \beta^0) \geq \mathcal{L}_{\tau n}(\lambda^0, \beta^0) \right\} \geq 1 - \epsilon.$$

This implies with probability of at least $1 - \epsilon$ that there exists a local minimizer in the ball $\{\lambda^0 + k_n \mathbf{v} : \|\mathbf{v}\|_2 \leq C\}$. Then it follows that there exists a local minimizer $\hat{\lambda}$ such that $\|\hat{\lambda} - \lambda^0\|_2 = O_p(k_n)$. By Knight's identity,

$$(|r - s| - |r|) / 2 = -s \left(\frac{1}{2} - I(r < 0) \right) + \int_0^s [I(r \leq t) - I(r \leq 0)] dt.$$

we have

$$\rho_\tau(r - s) - \rho_\tau(r) = s (I(r < 0) - \tau) + \int_0^s [I(r \leq t) - I(r \leq 0)] dt.$$

Let $\Delta_i = \sum_{l=1}^d m_l(\mathbf{Z}_i^T \beta_l^0) X_{il} - \sum_{l=1}^d \mathbf{B}(\mathbf{Z}_i^T \beta_l^0)^T \lambda_l^0 X_{il}$, we have

$$\begin{aligned} & \mathcal{L}_{\tau n}(\lambda^0, \beta^0) - \mathcal{L}_{\tau n}(\lambda^0 + k_n \mathbf{v}, \beta^0) \\ &= k_n \sum_{i=1}^n [\tau - I\{\varepsilon_i + \Delta_i \leq 0\}] \left\{ \sum_{l=1}^d \mathbf{B}(\mathbf{Z}_i^T \beta_l^0)^T \mathbf{v}_l X_{il} \right\} \\ & \quad - \sum_{i=1}^n \int_0^{k_n} \sum_{l=1}^d \mathbf{B}(\mathbf{Z}_i^T \beta_l^0)^T \mathbf{v}_l X_{il} [I\{\varepsilon_i + \Delta_i \leq t\} - I\{\varepsilon_i + \Delta_i \leq 0\}] dt \\ & \triangleq I + II. \end{aligned}$$

Meanwhile, the first term can be divided into the following two parts.

$$(A.3) \quad \begin{aligned} I &= k_n \sum_{i=1}^n [\tau - I\{\varepsilon_i \leq 0\}] \left\{ \sum_{l=1}^d \mathbf{B}(\mathbf{Z}_i^T \beta_l^0)^T \mathbf{v}_l X_{il} \right\} \\ & \quad + k_n \sum_{i=1}^n [I\{\varepsilon_i \leq 0\} - I\{\varepsilon_i + \Delta_i \leq 0\}] \left\{ \sum_{l=1}^d \mathbf{B}(\mathbf{Z}_i^T \beta_l^0)^T \mathbf{v}_l X_{il} \right\} \\ &= I_1 + I_2. \end{aligned}$$

Thus $E(I_1) = 0$. By Theorem 5.4.2 of DeVore and Lorentz [4], for sufficiently large n , we can prove that under conditions (C1) and (C3), there are constants $0 < c_1 \leq C_1 < \infty$, such that

$$(A.4) \quad c_1 \|\mathbf{v}\|_2^2 J_n^{-1} \leq E \left\{ \sum_{l=1}^d \mathbf{B}(\mathbf{Z}_i^T \boldsymbol{\beta}_l^0)^T \mathbf{v}_l X_{il} \right\}^2 \leq C_1 \|\mathbf{v}\|_2^2 J_n^{-1}$$

and by Bernstein's inequality in Bosq [1], we have with probability 1,

$$(A.5) \quad c_1 \|\mathbf{v}\|_2^2 J_n^{-1} \leq n^{-1} \sum_{i=1}^n \left\{ \sum_{l=1}^d \mathbf{B}(\mathbf{Z}_i^T \boldsymbol{\beta}_l^0)^T \mathbf{v}_l X_{il} \right\}^2 \leq C_1 \|\mathbf{v}\|_2^2 J_n^{-1}.$$

Therefore, by (A.4), there is a constant $0 < C_2 < \infty$ such that for sufficiently large n ,

$$\text{Var}(I_1) \leq C_2 n k_n^2 E \left\{ \sum_{l=1}^d \mathbf{B}(\mathbf{Z}_i^T \boldsymbol{\beta}_l^0)^T \mathbf{v}_l X_{il} \right\}^2 \leq n k_n^2 C_1 C_2 C^2 J_n^{-1}.$$

By weak law of large numbers, we have with probability approaching 1, for sufficiently large n , $|I_1| \leq n^{1/2} k_n C_3 C J_n^{-1/2}$ for some constant $0 < C_3 < \infty$. In addition,

$$(A.6) \quad \begin{aligned} I_2 &= k_n \sum_{i=1}^n [F(0|\mathbf{X}_i, \mathbf{Z}_i) - F(-\Delta_i|\mathbf{X}_i, \mathbf{Z}_i)] \left\{ \sum_{l=1}^d \mathbf{B}(\mathbf{Z}_i^T \boldsymbol{\beta}_l^0)^T \mathbf{v}_l X_{il} \right\} \\ &\quad + k_n \sum_{i=1}^n \{ [I\{\varepsilon_i \leq 0\} - I\{\varepsilon_i + \Delta_i \leq 0\}] \\ &\quad - [F(0|\mathbf{X}_i, \mathbf{Z}_i) - F(-\Delta_i|\mathbf{X}_i, \mathbf{Z}_i)] \} \left\{ \sum_{l=1}^d \mathbf{B}(\mathbf{Z}_i^T \boldsymbol{\beta}_l^0)^T \mathbf{v}_l X_{il} \right\} \\ &= I_{21} + I_{22}. \end{aligned}$$

Moreover, by (A.1) and (A.5), taking Taylor's expansion for $F(-\Delta_i|\mathbf{X}_i, \mathbf{Z}_i)$ at 0 gives

$$(A.7) \quad \begin{aligned} I_{21} &= k_n \sum_{i=1}^n [f(0|\mathbf{X}_i, \mathbf{Z}_i) \Delta_i (1 + o(1))] \left\{ \sum_{l=1}^d \mathbf{B}(\mathbf{Z}_i^T \boldsymbol{\beta}_l^0)^T \mathbf{v}_l X_{il} \right\} \\ &\leq n k_n C_1^{1/2} C J_n^{-1/2} O(J_n^{-r}) \\ &\leq C_4 C n k_n J_n^{-1/2-r} \end{aligned}$$

for some constant $0 < C_4 < \infty$. By direct calculation of the mean and variance, we can show that $I_{22} = o_p(n k_n J_n^{-1/2-r})$. This combined with (A.3), (A.6), (A.7) and the above results leads to

$$(A.8) \quad \begin{aligned} I &\leq C_3 C n^{1/2} k_n J_n^{-1/2} + C_4 C n k_n J_n^{-1/2-r} \\ &= C_3 C n^{1/2} \left(J_n / n^{1/2} + J_n^{-r+1/2} \right) J_n^{-1/2} C_4 C n \left(J_n / n^{1/2} + J_n^{-r+1/2} \right) J_n^{-1/2-r} \\ &= C_3 C J_n^{1/2} + C_3 C n^{1/2} J_n^{-r} + C_4 C n^{1/2} J_n^{-r+1/2} + C_4 C n J_n^{-2r}. \end{aligned}$$

Let $\boldsymbol{\mathcal{X}} = (\mathbf{X}_i^T, 1 \leq i \leq n)^T$, $\boldsymbol{\mathcal{Z}} = (\mathbf{Z}_i^T, 1 \leq i \leq n)^T$ and $\Upsilon_i = k_n \sum_{l=1}^d \mathbf{B}(\mathbf{Z}_i^T \boldsymbol{\beta}_l^0)^T \mathbf{v}_l X_{il}$. By (A.1)

and (A.5), we obtain

$$\begin{aligned}
& E[II | \mathcal{X}, \mathcal{Z}] \\
&= -E \left[\sum_{i=1}^n \int_0^{\Upsilon_i} [I\{\varepsilon_i + \Delta_i \leq t\} - I\{\varepsilon_i + \Delta_i \leq 0\}] dt | \mathcal{X}, \mathcal{Z} \right] \\
&= - \sum_{i=1}^n \int_0^{\Upsilon_i} [F((t - \Delta_i) | \mathbf{X}_i, \mathbf{Z}_i) - F(-\Delta_i | \mathbf{X}_i, \mathbf{Z}_i)] dt \\
&= - \sum_{i=1}^n \int_0^{\Upsilon_i} [f(-\Delta_i | \mathbf{X}_i, \mathbf{Z}_i) t + o(t)] dt \\
&= -\frac{1}{2} k_n^2 \sum_{i=1}^n f(0 | \mathbf{X}_i, \mathbf{Z}_i) \left\{ \sum_{l=1}^d \mathbf{B}(\mathbf{Z}_i^T \boldsymbol{\beta}_l^0)^T \mathbf{v}_l X_{il} \right\}^2 \{1 + o(1)\} \\
&\leq -nc_1 C_5 k_n^2 J_n^{-1} C^2
\end{aligned} \tag{A.9}$$

for some constant $0 < C_5 < \infty$ and

$$\begin{aligned}
& \text{Var}(II | \mathcal{X}, \mathcal{Z}) \\
&= \text{Var} \left[- \sum_{i=1}^n \int_0^{\Upsilon_i} [I\{\varepsilon_i + \Delta_i \leq t\} - I\{\varepsilon_i + \Delta_i \leq 0\}] dt | \mathcal{X}, \mathcal{Z} \right] \\
&\leq \sum_{i=1}^n E \left[\left(\int_0^{\Upsilon_i} [I\{\varepsilon_i + \Delta_i \leq t\} - I\{\varepsilon_i + \Delta_i \leq 0\}] dt \right)^2 | \mathcal{X}, \mathcal{Z} \right] \\
&\leq \sum_{i=1}^n \int_0^{\Upsilon_i} \int_0^{\Upsilon_i} [F(|\Upsilon_i| - \Delta_i | \mathbf{X}_i, \mathbf{Z}_i) - F(-\Delta_i | \mathbf{X}_i, \mathbf{Z}_i)] dt_1 dt_2 \\
&\leq o \left(\sum_{i=1}^n k_n^2 \left(\sum_{l=1}^d \mathbf{B}(\mathbf{Z}_i^T \boldsymbol{\beta}_l^0)^T \mathbf{v}_l X_{il} \right)^2 \right) \\
&\leq o(n C_1 k_n^2 J_n^{-1} C^2).
\end{aligned} \tag{A.10}$$

From (A.9) and (A.10), we have

$$II \leq -nc_1 C_5 k_n^2 J_n^{-1} C^2 = -nc_1 C_5 C^2 (J_n^2/n + J_n^{-2r+1}) J_n^{-1} = -c_1 C_5 C^2 J_n - c_1 C_5 C^2 n J_n^{-2r}.$$

Combined with (A.8), we have

$$\begin{aligned}
& \mathcal{L}_{\tau n}(\boldsymbol{\lambda}^0, \boldsymbol{\beta}^0) - \mathcal{L}_{\tau n}(\boldsymbol{\lambda}^0 + k_n \mathbf{v}, \boldsymbol{\beta}^0) \\
&\leq C_3 C J_n^{1/2} + C_3 C n^{1/2} J_n^{-r} + C_4 C n^{1/2} J_n^{-r+1/2} + C_4 C n J_n^{-2r} c_1 C_5 C^2 J_n - c_1 C_5 C^2 n J_n^{-2r} \\
&\leq 0.
\end{aligned}$$

Thus (A.2) holds. That is, $\|\hat{\boldsymbol{\lambda}}(\boldsymbol{\beta}^0) - \boldsymbol{\lambda}^0\|_2 = O_p(k_n)$. By Taylor expansion, for $1 \leq l \leq d$,

$$\begin{aligned}
& \hat{m}_l(u_l, \boldsymbol{\beta}^0) - m_l^0(u_l, \boldsymbol{\beta}^0) \\
&= \mathbf{e}_l^T \mathbb{B}(\mathbf{u}) \{ \hat{\boldsymbol{\lambda}}(\boldsymbol{\beta}^0) - \boldsymbol{\lambda}^0 \} \\
&= -\mathbf{e}_l^T \mathbb{B}(\mathbf{u}) \{ \partial^2 \mathcal{L}_{\tau n}(\boldsymbol{\lambda}^0, \boldsymbol{\beta}^0) / \partial \boldsymbol{\lambda} \partial \boldsymbol{\lambda}^T \}^{-1} \{ \partial \mathcal{L}_{\tau n}(\boldsymbol{\lambda}^0, \boldsymbol{\beta}^0) / \partial \boldsymbol{\lambda} \} \{1 + o_p(1)\} \\
&= \{ \hat{m}_{l,\varepsilon}(u_l, \boldsymbol{\beta}^0) + \hat{m}_{l,m}(u_l, \boldsymbol{\beta}^0) \} \{1 + o_p(1)\},
\end{aligned} \tag{A.11}$$

where

$$\begin{aligned}
\hat{m}_{l,\varepsilon}(u_l, \boldsymbol{\beta}^0) &= \mathbf{e}_l^T \mathbb{B}(\mathbf{u}) \boldsymbol{\Omega}_n(\boldsymbol{\beta}^0)^{-1} n^{-1} \sum_{i=1}^n \psi_\tau(\varepsilon_i) \mathbf{D}_i(\boldsymbol{\beta}^0), \\
\hat{m}_{l,m}(u_l, \boldsymbol{\beta}^0) &= \mathbf{e}_l^T \mathbb{B}(\mathbf{u}) \boldsymbol{\Omega}_n(\boldsymbol{\beta}^0)^{-1} n^{-1} \sum_{i=1}^n f(0 | \mathbf{X}_i, \mathbf{Z}_i) \Delta_i \mathbf{D}_i(\boldsymbol{\beta}^0),
\end{aligned}$$

and $\mathbf{\Omega}_n(\boldsymbol{\beta}^0)$, $\mathbb{B}(\mathbf{u})$ and \mathbf{e}_l are given in subsection 2.2.

Then $E \{ \hat{m}_{l,\varepsilon}(u_l, \boldsymbol{\beta}^0) \} = 0$ and $Var \{ \hat{m}_{l,\varepsilon}(u_l, \boldsymbol{\beta}^0) | \mathcal{X}, \mathcal{Z} \} = \sigma_{nl}^2(u_l)$. It can be proved by Theorem 5.4.2 of DeVore and Lorentz [4] and Bernstein's inequality in Bosq [1] that for large enough n and with probability 1, there are constants $0 < c_R \leq C_R < \infty$ such that for any $\boldsymbol{\theta} \in \mathbb{R}^{dJ_n}$,

$$(A.12) \quad c_R J_n \|\boldsymbol{\theta}\|_2^2 \leq \boldsymbol{\theta}^T \mathbf{\Omega}_n(\boldsymbol{\beta}^0)^{-1} \boldsymbol{\theta} \leq C_R J_n \|\boldsymbol{\theta}\|_2^2,$$

and by the above result and Demko [3], we obtain

$$\left\| \mathbf{\Omega}_n(\boldsymbol{\beta}^0)^{-1} \right\|_\infty = O_p(J_n).$$

Thus, by (A.12), for large enough n and with probability 1,

$$n^{-1} c'_R J_n \leq \inf_{u_l \in [0,1]} Var \{ \hat{m}_{l,\varepsilon}(u_l, \boldsymbol{\beta}^0) | \mathcal{X}, \mathcal{Z} \} \leq \sup_{u_l \in [0,1]} Var \{ \hat{m}_{l,\varepsilon}(u_l, \boldsymbol{\beta}^0) | \mathcal{X}, \mathcal{Z} \} \leq n^{-1} C'_R J_n$$

for some constants $0 < c'_R \leq C'_R < \infty$. By weak law of large numbers, we have for every $1 \leq l \leq d$,

$$(A.13) \quad \hat{m}_{l,\varepsilon}(u_l, \boldsymbol{\beta}^0) = O_p\left(\sqrt{J_n/n}\right)$$

uniformly for any $u_l \in [0, 1]$. It can be proved by Lindeberg-Feller central limit theorem that

$$(A.14) \quad \sigma_{nl}^{-1}(u_l) \hat{m}_{l,\varepsilon}(u_l, \boldsymbol{\beta}^0) \xrightarrow{d} N(0, 1).$$

Since $\sup_{1 \leq s \leq J_n, 1 \leq l \leq d} E |D_{i,sl}(\boldsymbol{\beta}_l^0)| = O(J_n^{-1})$ and $E \{ D_{i,sl}(\boldsymbol{\beta}_l^0)^2 \} = O(J_n^{-1})$. It can be proved by Bernstein's inequality in Bosq [1] that

$$\sup_{1 \leq s \leq J_n, 1 \leq l \leq d} \sum_{i=1}^n |D_{i,sl}(\boldsymbol{\beta}_l^0)| = O(nJ_n^{-1}).$$

Thus, by (A.1), we have

$$\left\| \sum_{i=1}^n f(0 | \mathbf{X}_i, \mathbf{Z}_i) \Delta_i \mathbf{D}_i(\boldsymbol{\beta}^0) \right\|_\infty = O_p(nJ_n^{-1-r}).$$

Therefore, for every $1 \leq l \leq d$,

$$(A.15) \quad \begin{aligned} & \sup_{u_l \in [0,1]} |\hat{m}_{l,m}(u_l, \boldsymbol{\beta}^0)| \\ & \leq \sup_{u_l \in [0,1]} \left\| \mathbf{e}_l^T \mathbb{B}(\mathbf{u}) \right\|_\infty \left\| n^{-1} \mathbf{\Omega}_n(\boldsymbol{\beta}^0)^{-1} \right\|_\infty \left\| \sum_{i=1}^n f(0 | \mathbf{X}_i, \mathbf{Z}_i) \Delta_i \mathbf{D}_i(\boldsymbol{\beta}^0) \right\|_\infty \\ & = O_p(J_n/n) O_p(nJ_n^{-1-r}) \\ & = O_p(J_n^{-r}). \end{aligned}$$

By (A.1), (A.11), (A.13) and (A.15), we have

$$|\hat{m}_l(u_l, \beta^0) - m_l(u_l)| = O\left(\sqrt{J_n/n} + J_n^{-r}\right) \text{ uniformly for any } u_l \in [0, 1].$$

According to de Boor ([2], page 116), $\hat{m}_l(u_l, \beta^0) = \mathbf{B}_{q-1}(u_l)^T \Xi \hat{\lambda}_l(\beta^0)$, where $\mathbf{B}_{q-1}(u_l) = \{B_{q-1,s}(u_l) : 2 \leq s \leq J_n\}^T$ is the $(q-1)$ -th order B-spline basis and

$$\Xi = (q-1) \begin{bmatrix} \frac{-1}{\xi_{q+1}-\xi_2} & \frac{1}{\xi_{q+1}-\xi_2} & 0 & \cdots & 0 \\ 0 & \frac{-1}{\xi_{q+2}-\xi_3} & \frac{1}{\xi_{q+2}-\xi_3} & \cdots & 0 \\ \vdots & \vdots & \ddots & \ddots & \vdots \\ 0 & 0 & \cdots & \frac{-1}{\xi_{N_n+2q-1}-\xi_{N_n+q}} & \frac{1}{\xi_{N_n+2q-1}-\xi_{N_n+q}} \end{bmatrix}_{(J_n-1) \times J_n}.$$

It is easy to prove that $\|\Xi\|_\infty = O(J_n)$. Following the similar reasoning as the proof for $\hat{m}_l(u_l, \beta^0)$, we have $|\hat{m}_l(u_l, \beta^0) - m_l(u_l)| = O_p\left(\sqrt{J_n^3/n} + J_n^{-r+1}\right)$ uniformly for any $u_l \in [0, 1]$ by Slutsky's theorem. Result (ii) follows from (A.11), (A.13), (A.15) and condition $nJ_n^{-(1+2r)} = o(1)$. This completes the proof. \square

\square

LEMMA 2. Under conditions (C1)–(C7), for $r \geq 2$, $n^{1/(2r+2)} \ll N_n \ll n^{1/4}$, we have

$$\mathcal{R}_{\tau nh}(\beta_{-1}^0) = \sum_{i=1}^n \psi_\tau\{\varepsilon_i\} \left[\hat{m}_l(\mathbf{Z}_i^T \beta_l^0) X_{il} \mathbf{J}_l^{0T} \tilde{\mathbf{Z}}_i \right]_{l=1}^d + o_p(\sqrt{np_n}).$$

PROOF. Using conditions (C6) and (C7), similar to Lemma 3(k) of Horowitz [6], we obtain

$$\begin{aligned} \mathcal{R}_{\tau nh}(\beta_{-1}) &= \sum_{i=1}^n \psi_\tau \left\{ Y_i - \sum_{l=1}^d \mathbf{B}(\mathbf{Z}_i^T \beta_l) \hat{\lambda}_l(\beta) X_{il} \right\} \\ &\quad \times \begin{bmatrix} \left\{ \hat{m}_1(\mathbf{Z}_i^T \beta_1, \beta) X_{i1} \mathbf{J}_1^T \mathbf{Z}_i + \left(\partial \hat{\lambda}(\beta)^T / \partial \beta_{1,-1} \right) \mathbf{D}_i(\beta) \right\} \\ \vdots \\ \left\{ \hat{m}_d(\mathbf{Z}_i^T \beta_d, \beta) X_{id} \mathbf{J}_d^T \mathbf{Z}_i + \left(\partial \hat{\lambda}(\beta)^T / \partial \beta_{d,-1} \right) \mathbf{D}_i(\beta) \right\} \end{bmatrix} + o_p(\sqrt{np_n}). \end{aligned}$$

By Taylor expansion and (A.11), we have

$$(A.16) \quad \mathbf{D}_i(\beta^0)^T \left\{ \hat{\lambda}(\beta^0) - \lambda^0 \right\} = \mathbf{D}_i(\beta^0)^T \left\{ \hat{\lambda}_\varepsilon(\beta^0) + \hat{\lambda}_m(\beta^0) \right\} \{1 + o_p(1)\},$$

where

$$\hat{\lambda}_\varepsilon(\beta^0) = n^{-1} \Omega_n(\beta^0)^{-1} \sum_{i=1}^n \psi_\tau\{\varepsilon_i\} \mathbf{D}_i(\beta^0), \quad \hat{\lambda}_m(\beta^0) = n^{-1} \Omega_n(\beta^0)^{-1} \sum_{i=1}^n f(0 | \mathbf{X}_i, \mathbf{Z}_i) \Delta_i \mathbf{D}_i(\beta^0),$$

and Δ_i is given in the proof of Lemma 1. Define $\hat{\delta}_k = \arg \min_{\delta \in \mathbb{R}^{dJ_n}} \sum_{i=1}^n f(0 | \mathbf{X}_i, \mathbf{Z}_i) \left\{ Z_{ik} - \mathbf{D}_i(\beta^0)^T \delta \right\}^2$,

$$\begin{aligned} \mathbb{P}_n(Z_{ik}) &= \mathbf{D}_i(\beta^0)^T \hat{\delta}_k \\ &= \mathbf{D}_i(\beta^0)^T \left(\sum_{i=1}^n f(0 | \mathbf{X}_i, \mathbf{Z}_i) \mathbf{D}_i(\beta^0) \mathbf{D}_i(\beta^0)^T \right)^{-1} \sum_{i=1}^n f(0 | \mathbf{X}_i, \mathbf{Z}_i) \mathbf{D}_i(\beta^0) Z_{ik}, \end{aligned}$$

$\mathbb{P}_n(\mathbf{Z}_i) = \{\mathbb{P}_n(Z_{ik}) : 1 \leq k \leq p_n\}^T$ and $\mathbf{D}(\boldsymbol{\beta}^0) = (\mathbf{D}_1(\boldsymbol{\beta}^0), \dots, \mathbf{D}_n(\boldsymbol{\beta}^0))^T$. By (A.12) and the weak law of large numbers, it can be proved that

$$\begin{aligned}
& (\text{A.17}) \\
& \mathbf{D}_i(\boldsymbol{\beta}^0)^T \left\{ \partial \hat{\lambda}_\varepsilon(\boldsymbol{\beta}^0) / \partial \boldsymbol{\beta}_{l,-1}^T \right\} \\
& = -\mathbf{D}_i(\boldsymbol{\beta}^0)^T \left(\sum_{i=1}^n f(0 | \mathbf{X}_i, \mathbf{Z}_i) \mathbf{D}_i(\boldsymbol{\beta}^0) \mathbf{D}_i(\boldsymbol{\beta}^0)^T \right)^{-1} \sum_{i=1}^n f(0 | \mathbf{X}_i, \mathbf{Z}_i) \mathbf{D}_i(\boldsymbol{\beta}^0) \dot{m}_l(\mathbf{Z}_i^T \boldsymbol{\beta}_l^0) X_{il} \mathbf{Z}_i^T \mathbf{J}_l^0 \\
& \quad + O_p\left(\sqrt{J_n p_n / n}\right) \\
& = -\mathbb{P}_n(\dot{m}_l(\mathbf{Z}_i^T \boldsymbol{\beta}_l^0) X_{il} \mathbf{Z}_i^T \mathbf{J}_l^0) + O_p\left(\sqrt{J_n p_n / n}\right).
\end{aligned}$$

By B-spline properties, conditions (C2) and (C4), together with the definition of $\mathbb{P}(\cdot)$ given in subsection 2.2, it can be proved that

$$\left\| \mathbb{P}_n(\dot{m}_l(\mathbf{Z}_i^T \boldsymbol{\beta}_l^0) X_{il} \mathbf{Z}_i^T \mathbf{J}_l^0) - \mathbb{P}(\dot{m}_l(\mathbf{Z}_i^T \boldsymbol{\beta}_l^0) X_{il} \mathbf{Z}_i^T \mathbf{J}_l^0) \right\|_\infty = O_p\left(J_n^{1/2} \sqrt{p_n/n} + \sqrt{p_n} J_n^{-1}\right).$$

Thus

$$\begin{aligned}
& (\text{A.18}) \\
& \mathbf{D}_i(\boldsymbol{\beta}^0)^T \left\{ \partial \hat{\lambda}_\varepsilon(\boldsymbol{\beta}^0) / \partial \boldsymbol{\beta}_{l,-1}^T \right\} \\
& = -\mathbb{P}(\dot{m}_l(\mathbf{Z}_i^T \boldsymbol{\beta}_l^0) X_{il} \mathbf{Z}_i^T \mathbf{J}_l^0) + O_p\left(J_n^{1/2} \sqrt{p_n/n} + \sqrt{p_n} J_n^{-1}\right) \\
& = -\dot{m}_l(\mathbf{Z}_i^T \boldsymbol{\beta}_l^0) X_{il} \mathbb{P}(\mathbf{Z}_i^T) \mathbf{J}_l^0 + O_p\left(J_n^{1/2} \sqrt{p_n/n} + \sqrt{p_n} J_n^{-1}\right).
\end{aligned}$$

For $\hat{\lambda}_m(\boldsymbol{\beta}^0)$, by (A.12), with probability approaching 1,

$$\begin{aligned}
& (\text{A.19}) \\
& \left\| \hat{\lambda}_m(\boldsymbol{\beta}^0) \right\|_\infty = \left\| \left\{ \mathbf{D}(\boldsymbol{\beta}^0)^T \mathbf{D}(\boldsymbol{\beta}^0) \right\}^{-1} \sum_{i=1}^n \Delta_i \mathbf{D}_i(\boldsymbol{\beta}^0) \right\|_\infty \\
& \leq n^{-1} C_R J_n \left\| \sum_{i=1}^n \Delta_i \mathbf{D}_i(\boldsymbol{\beta}^0) \right\|_\infty \\
& \leq C_R J_n \sup_{s,l} n^{-1} \sum_{i=1}^n |B_s(\mathbf{Z}_i^T \boldsymbol{\beta}_l^0) X_{il}| O(J_n^{-r}) \\
& = O(J_n^{-1}) O(J_n^{-r+1}) = O(J_n^{-r}).
\end{aligned}$$

By (A.16), (A.18) and (A.19), we have

$$\begin{aligned}
& (\text{A.20}) \\
& \left\{ \partial \hat{\lambda}(\boldsymbol{\beta}^0)^T / \partial \boldsymbol{\beta}_{l,-1} \right\} \mathbf{D}_i(\boldsymbol{\beta}^0) = -\dot{m}_l(\mathbf{Z}_i^T \boldsymbol{\beta}_l^0) X_{il} \mathbf{J}_l^{0T} \mathbb{P}(\mathbf{Z}_i) + O_p\left(J_n^{1/2} \sqrt{p_n/n} + \sqrt{p_n} J_n^{-1}\right).
\end{aligned}$$

Based on the result of Lemma 1, we can obtain

$$\begin{aligned}
& (\text{A.21}) \\
& \hat{m}_l(\mathbf{Z}_i^T \boldsymbol{\beta}_l^0) X_{il} \mathbf{J}_l^{0T} \mathbf{Z}_i = \dot{m}_l(\mathbf{Z}_i^T \boldsymbol{\beta}_l^0) X_{il} \mathbf{J}_l^{0T} \mathbf{Z}_i + O_p\left(J_n^{3/2} \sqrt{p_n/n} + \sqrt{p_n} J_n^{-r+1}\right).
\end{aligned}$$

Thus, combine with (A.20) and (A.21), we have

$$\begin{aligned}
& (\text{A.22}) \\
& \hat{m}_l(\mathbf{Z}_i^T \boldsymbol{\beta}_l^0) X_{il} \mathbf{J}_l^{0T} \mathbf{Z}_i + \left\{ \partial \hat{\lambda}(\boldsymbol{\beta}^0)^T / \partial \boldsymbol{\beta}_{l,-1} \right\} \mathbf{D}_i(\boldsymbol{\beta}^0) \\
& = \dot{m}_l(\mathbf{Z}_i^T \boldsymbol{\beta}_l^0) X_{il} \mathbf{J}_l^{0T} \tilde{\mathbf{Z}}_i + O_p\left(J_n^{3/2} \sqrt{p_n/n} + \sqrt{p_n} J_n^{-r+1} + \sqrt{p_n} J_n^{-1}\right).
\end{aligned}$$

By (A.22) and Lemma 1, for $r \geq 2$, $n^{1/(2r+2)} \ll J_n \ll n^{1/4}$,

$$\begin{aligned}
& \mathcal{R}_{\tau nh}(\boldsymbol{\beta}_{-1}^0) \\
&= \sum_{i=1}^n \left\{ \psi_\tau \{\varepsilon_i\} + O_p \left(\sqrt{J_n/n} + J_n^{-r} \right) \right\} \\
&\quad \times \left\{ \left[\dot{m}_l(\mathbf{Z}_i^T \boldsymbol{\beta}_l^0) X_{il} \mathbf{J}_l^{0T} \tilde{\mathbf{Z}}_i \right]_{l=1}^d + O_p \left(J_n^{3/2} \sqrt{p_n/n} + \sqrt{p_n} J_n^{-r+1} + \sqrt{p_n} J_n^{-1} \right) \right\} \\
&= \sum_{i=1}^n \psi_\tau \{\varepsilon_i\} \left[\dot{m}_l(\mathbf{Z}_i^T \boldsymbol{\beta}_l^0) X_{il} \mathbf{J}_l^{0T} \tilde{\mathbf{Z}}_i \right]_{l=1}^d \\
&\quad + O_p \left(J_n^{3/2} \sqrt{p_n/n} + \sqrt{p_n} J_n^{-r+1} + \sqrt{p_n} J_n^{-1} \right) \left\{ O_p(n^{1/2}) + O_p \left(n \sqrt{J_n/n} + n J_n^{-r} \right) \right\} \\
&= \sum_{i=1}^n \psi_\tau \{\varepsilon_i\} \left[\dot{m}_l(\mathbf{Z}_i^T \boldsymbol{\beta}_l^0) X_{il} \mathbf{J}_l^{0T} \tilde{\mathbf{Z}}_i \right]_{l=1}^d + o_p(\sqrt{np_n}).
\end{aligned}$$

□

Proof of Theorem 2.1 To prove (i), it suffices to show that $\forall \delta > 0$, there exists a $\Delta > 0$ such that for all n sufficiently large,

$$(A.23) \quad P \left\{ \sup_{\|\boldsymbol{\beta}_{-1} - \boldsymbol{\beta}_{-1}^0\|_2 = \Delta \sqrt{p_n/n}} (\boldsymbol{\beta}_{-1} - \boldsymbol{\beta}_{-1}^0)^T \mathcal{R}_{\tau nh}(\boldsymbol{\beta}_{-1}) < 0 \right\} \geq 1 - \delta.$$

This requires us to calculate the sign of $(\boldsymbol{\beta}_{-1} - \boldsymbol{\beta}_{-1}^0)^T \mathcal{R}_{\tau nh}(\boldsymbol{\beta}_{-1})$ on $\{\boldsymbol{\beta}_{-1} : \|\boldsymbol{\beta}_{-1} - \boldsymbol{\beta}_{-1}^0\|_2 = \Delta \sqrt{p_n/n}\}$.

Note that

$$\begin{aligned}
& (\boldsymbol{\beta}_{-1} - \boldsymbol{\beta}_{-1}^0)^T \mathcal{R}_{\tau nh}(\boldsymbol{\beta}_{-1}) \\
&= (\boldsymbol{\beta}_{-1} - \boldsymbol{\beta}_{-1}^0)^T \mathcal{R}_{\tau nh}(\boldsymbol{\beta}_{-1}^0) + (\boldsymbol{\beta}_{-1} - \boldsymbol{\beta}_{-1}^0)^T \frac{\partial}{\partial \boldsymbol{\beta}_{-1}^T} \mathcal{R}_{\tau nh}(\boldsymbol{\beta}_{-1}^*) (\boldsymbol{\beta}_{-1} - \boldsymbol{\beta}_{-1}^0) \\
&= I_{n1} + I_{n2}
\end{aligned}$$

where $\boldsymbol{\beta}_{-1}^*$ lies between $\boldsymbol{\beta}_{-1}^0$ and $\boldsymbol{\beta}_{-1}$. We first consider I_{n1} . By Lemma 2, we have $\mathcal{R}_{\tau nh}(\boldsymbol{\beta}_{-1}^0) = \mathbf{S}_n(\boldsymbol{\beta}_{-1}^0) + o_p(\sqrt{np_n})$, where

$$\mathbf{S}_n(\boldsymbol{\beta}_{-1}^0) = \sum_{i=1}^n \psi_\tau \{\varepsilon_i\} \left[\dot{m}_l(\mathbf{Z}_i^T \boldsymbol{\beta}_l^0) X_{il} \mathbf{J}_l^{0T} \tilde{\mathbf{Z}}_i \right]_{l=1}^d.$$

For any $\boldsymbol{\beta}_{-1}$ such that $\|\boldsymbol{\beta}_{-1} - \boldsymbol{\beta}_{-1}^0\| = \Delta \sqrt{p_n/n}$, we have $|I_{n1}| \leq \Delta \sqrt{p_n/n} \|\mathbf{S}_n(\boldsymbol{\beta}_{-1}^0)\|_2 + o_p(p_n)$.

Note that $E\{\mathbf{S}_n(\boldsymbol{\beta}_{-1}^0)\} = \mathbf{0}$, and

$$\begin{aligned}
E \left[\|\mathbf{S}_n(\boldsymbol{\beta}_{-1}^0)\|_2^2 \right] &= E \left[\sum_{i=1}^n \psi_\tau^2 \{\varepsilon_i\} \text{tr} \left(\left\{ \left[\dot{m}_l(\mathbf{Z}_i^T \boldsymbol{\beta}_l^0) X_{il} \mathbf{J}_l^{0T} \tilde{\mathbf{Z}}_i \right]_{l=1}^d \right\}^{\otimes 2} \right) \right] \\
&\leq C \text{tr} \left(\sum_{i=1}^n \left\{ \left[\dot{m}_l(\mathbf{Z}_i^T \boldsymbol{\beta}_l^0) X_{il} \mathbf{J}_l^{0T} \tilde{\mathbf{Z}}_i \right]_{l=1}^d \right\}^{\otimes 2} \right) \\
&= O(np_n)
\end{aligned}$$

by conditions (C3) and (C4). Thus, $\mathbf{S}_n(\boldsymbol{\beta}_{-1}^0) = O_p(\sqrt{np_n})$ and $|I_{n1}| \leq \Delta O_p(p_n)$. Next, by

Taylor expansion and Lemma 2,

$$\begin{aligned}
I_{n2} &= -(\boldsymbol{\beta}_{-1} - \boldsymbol{\beta}_{-1}^0)^T \left[\sum_{i=1}^n f(0 | \mathbf{X}_i, \mathbf{Z}_i) \left\{ \left[\dot{m}_l(\mathbf{Z}_i^T \boldsymbol{\beta}_l^0) X_{il} \mathbf{J}_l^{0T} \tilde{\mathbf{Z}}_i \right]_{l=1}^d \right\}^{\otimes 2} \right] \\
&\quad \times (\boldsymbol{\beta}_{-1} - \boldsymbol{\beta}_{-1}^0) \{1 + o_p(1)\} \\
&\leq -C \rho_{\min} \left(\sum_{i=1}^n \left\{ \left[\dot{m}_l(\mathbf{Z}_i^T \boldsymbol{\beta}_l^0) X_{il} \mathbf{J}_l^{0T} \tilde{\mathbf{Z}}_i \right]_{l=1}^d \right\}^{\otimes 2} \right) \|\boldsymbol{\beta}_{-1} - \boldsymbol{\beta}_{-1}^0\|_2^2 \\
&\leq -C \Delta^2 p_n.
\end{aligned}$$

For sufficiently large Δ , $(\boldsymbol{\beta}_{-1} - \boldsymbol{\beta}_{-1}^0)^T \mathcal{R}_{\tau nh}(\boldsymbol{\beta}_{-1})$ on $\{\boldsymbol{\beta}_{-1} : \|\boldsymbol{\beta}_{-1} - \boldsymbol{\beta}_{-1}^0\|_2 = \Delta \sqrt{p_n/n}\}$ is dominated by I_{n2} , which is large and negative for all sufficiently large n . Thus, (A.23) holds.

Next, we need prove (ii). Let $\Gamma_{ni} = \mathbf{e}_n^T \mathbf{M}_n^{-1/2}(\boldsymbol{\beta}_{-1}^0) \psi_\tau\{\varepsilon_i\} \left[\dot{m}_l(\mathbf{Z}_i^T \boldsymbol{\beta}_l^0) X_{il} \mathbf{J}_l^{0T} \tilde{\mathbf{Z}}_i \right]_{l=1}^d$ and $\mathbf{e}_n^T \mathbf{M}_n^{-1/2}(\boldsymbol{\beta}_{-1}^0) \mathbf{S}_n(\boldsymbol{\beta}_{-1}^0) = \sum_{i=1}^n \Gamma_{ni}$. Since $E(\psi_\tau\{\varepsilon_i\}) = 0$ and $Cov(\mathbf{S}_n(\boldsymbol{\beta}_{-1}^0)) = \tau(1-\tau)\mathbf{M}_n(\boldsymbol{\beta}_{-1}^0)$, we have $E(\mathbf{e}_n^T \mathbf{M}_n^{-1/2}(\boldsymbol{\beta}_{-1}^0) \mathbf{S}_n(\boldsymbol{\beta}_{-1}^0)) = 0$ and $Var(\mathbf{e}_n^T \mathbf{M}_n^{-1/2}(\boldsymbol{\beta}_{-1}^0) \mathbf{S}_n(\boldsymbol{\beta}_{-1}^0)) = \tau(1-\tau)$. To establish the asymptotic normality, it suffices to check the Lindberg condition, that is, $\forall \delta > 0$, $\sum_{i=1}^n E[\Gamma_{ni}^2 I(|\Gamma_{ni}| > \delta)] \rightarrow 0$. For any $\delta > 0$,

$$(A.24) \quad \sum_{i=1}^n E[\Gamma_{ni}^2 I(|\Gamma_{ni}| > \delta)] \leq n \{E(\Gamma_{ni}^4)\}^{1/2} \{P(|\Gamma_{ni}| > \delta)\}^{1/2},$$

where

$$\begin{aligned}
\Gamma_{ni}^2 &= \left(\mathbf{e}_n^T \mathbf{M}_n^{-1/2}(\boldsymbol{\beta}_{-1}^0) \left\{ \left[\dot{m}_l(\mathbf{Z}_i^T \boldsymbol{\beta}_l^0) X_{il} \mathbf{J}_l^{0T} \tilde{\mathbf{Z}}_i \right]_{l=1}^d \right\}^{\otimes 2} \mathbf{M}_n^{-1/2}(\boldsymbol{\beta}_{-1}^0) \mathbf{e}_n \right) (\psi_\tau\{\varepsilon_i\})^2 \\
&\triangleq \gamma_{ni} (\psi_\tau\{\varepsilon_i\})^2,
\end{aligned}$$

where $\gamma_{ni} = \mathbf{e}_n^T \mathbf{M}_n^{-1/2}(\boldsymbol{\beta}_{-1}^0) \left\{ \left[\dot{m}_l(\mathbf{Z}_i^T \boldsymbol{\beta}_l^0) X_{il} \mathbf{J}_l^{0T} \tilde{\mathbf{Z}}_i \right]_{l=1}^d \right\}^{\otimes 2} \mathbf{M}_n^{-1/2}(\boldsymbol{\beta}_{-1}^0) \mathbf{e}_n$. Next, we will prove that $\max_{1 \leq i \leq n} \gamma_{ni} \rightarrow 0$ as $n \rightarrow \infty$. Note that

$$\gamma_{ni} \leq \rho_{\max} \left(\left\{ \left[\dot{m}_l(\mathbf{Z}_i^T \boldsymbol{\beta}_l^0) X_{il} \mathbf{J}_l^{0T} \tilde{\mathbf{Z}}_i \right]_{l=1}^d \right\}^{\otimes 2} \right) \rho_{\min}^{-1}(\mathbf{M}_n(\boldsymbol{\beta}_{-1}^0)).$$

Therefore, we have

$$\gamma_{ni} \leq \frac{\rho_{\max} \left(\left\{ \left[\dot{m}_l(\mathbf{Z}_i^T \boldsymbol{\beta}_l^0) X_{il} \mathbf{J}_l^{0T} \tilde{\mathbf{Z}}_i \right]_{l=1}^d \right\}^{\otimes 2} \right)}{\rho_{\min} \left(\sum_{i=1}^n \left\{ \left[\dot{m}_l(\mathbf{Z}_i^T \boldsymbol{\beta}_l^0) X_{il} \mathbf{J}_l^{0T} \tilde{\mathbf{Z}}_i \right]_{l=1}^d \right\}^{\otimes 2} \right)} \leq \frac{\text{tr} \left(\left\{ \left[\dot{m}_l(\mathbf{Z}_i^T \boldsymbol{\beta}_l^0) X_{il} \mathbf{J}_l^{0T} \tilde{\mathbf{Z}}_i \right]_{l=1}^d \right\}^{\otimes 2} \right)}{\rho_{\min} \left(\sum_{i=1}^n \left\{ \left[\dot{m}_l(\mathbf{Z}_i^T \boldsymbol{\beta}_l^0) X_{il} \mathbf{J}_l^{0T} \tilde{\mathbf{Z}}_i \right]_{l=1}^d \right\}^{\otimes 2} \right)},$$

it follows that $\max_{1 \leq i \leq n} \gamma_{ni} \leq O(p_n/n)$. Note that $(\psi_\tau\{\varepsilon_i\})^2$ is uniformly bounded, we have by Cauchy inequality

$$(A.25) \quad P(|\Gamma_{ni}| > \delta) \leq \frac{E(\Gamma_{ni}^2)}{\delta^2} = O\left(\frac{p_n}{n}\right),$$

and

$$\begin{aligned}
(A.26) \quad E(\Gamma_{ni}^4) &\leq C \rho_{\max}^2 \left(\left\{ \left[\dot{m}_l(\mathbf{Z}_i^T \boldsymbol{\beta}_l^0) X_{il} \mathbf{J}_l^{0T} \tilde{\mathbf{Z}}_i \right]_{l=1}^d \right\}^{\otimes 2} \right) \rho_{\min}^{-2}(\mathbf{M}_n(\boldsymbol{\beta}_{-1}^0)) \\
&\leq C \left\{ \text{tr} \left(\left\{ \left[\dot{m}_l(\mathbf{Z}_i^T \boldsymbol{\beta}_l^0) X_{il} \mathbf{J}_l^{0T} \tilde{\mathbf{Z}}_i \right]_{l=1}^d \right\}^{\otimes 2} \right) \right\}^2 \rho_{\min}^{-2}(\mathbf{M}_n(\boldsymbol{\beta}_{-1}^0)) \\
&= O\left(\frac{p_n^2}{n^2}\right).
\end{aligned}$$

Combining (A.24)–(A.26) and condition $n^{-1}p_n^3 = o(1)$, we have

$$\sum_{i=1}^n E[\Gamma_{ni}^2 I(|\Gamma_{ni}| > \delta)] = O\left(\frac{p_n^{3/2}}{n^{1/2}}\right) = o(1).$$

Therefore, the Lindberg condition has been verified, we have

$$\mathbf{e}_n^T \mathbf{M}_n^{-1/2}(\boldsymbol{\beta}_{-1}^0) \mathbf{S}_n(\boldsymbol{\beta}_{-1}^0) \xrightarrow{d} N(0, \tau(1-\tau)).$$

Thus by Taylor series expansion, Lemma 2 and the above result, we have

$$\mathbf{e}_n^T \mathbf{M}_n^{-1/2}(\boldsymbol{\beta}_{-1}^0) \mathbf{S}_n(\boldsymbol{\beta}_{-1}^0) = \mathbf{e}_n^T \mathbf{M}_n^{-1/2}(\boldsymbol{\beta}_{-1}^0) \mathbf{H}_n(\boldsymbol{\beta}_{-1}^0) (\boldsymbol{\beta}_{-1} - \boldsymbol{\beta}_{-1}^0) \{1 + o_p(1)\}.$$

So we complete the proof. \square

Proof of Theorem 2.2 Since $\|\hat{\boldsymbol{\beta}}_{-1} - \boldsymbol{\beta}_{-1}^0\|_2 = O_p(\sqrt{p_n/n})$, Theorem 2.2 follows from this result and Lemma 1. \square

Proof of Theorem 3.1 Let $\alpha_n = O(\sqrt{p_n}(n^{-1/2} + a_n))$. It suffices to show that $\forall \delta > 0$, there exists a $\Delta > 0$ such that for all n sufficiently large,

$$(A.27) \quad P \left\{ \sup_{\|\boldsymbol{\beta}_{-1} - \boldsymbol{\beta}_{-1}^0\|_2 = \Delta \alpha_n} (\boldsymbol{\beta}_{-1} - \boldsymbol{\beta}_{-1}^0)^T [\mathcal{R}_{\tau nh}(\boldsymbol{\beta}_{-1}) - n \mathbf{b}_{\alpha_1}(\boldsymbol{\beta}_{-1})] < 0 \right\} \geq 1 - \delta.$$

From the proof of Theorem 2.1 (i), we can obtain $(\boldsymbol{\beta}_{-1} - \boldsymbol{\beta}_{-1}^0)^T \mathcal{R}_{\tau nh}(\boldsymbol{\beta}_{-1}) = O_p(-n\alpha_n^2 \Delta^2)$.

Define

$$\mathbf{b}_{\alpha_1}(\boldsymbol{\beta}_{-1}^0) = [\dot{p}_{\alpha_1}(|\beta_{12}^0|) \text{sgn}(\beta_{12}^0), \dots, \dot{p}_{\alpha_1}(|\beta_{1p_n}^0|) \text{sgn}(\beta_{1p_n}^0), \dots, \dot{p}_{\alpha_1}(|\beta_{dp_n}^0|) \text{sgn}(\beta_{dp_n}^0)]$$

and

$$\boldsymbol{\Sigma}_{\alpha_1}(\boldsymbol{\beta}_{-1}^0) = \text{diag}\{\ddot{p}_{\alpha_1}(|\beta_{12}^0|), \dots, \ddot{p}_{\alpha_1}(|\beta_{1p_n}^0|), \dots, \ddot{p}_{\alpha_1}(|\beta_{dp_n}^0|)\}.$$

By the definition of $\mathbf{b}_{\alpha_1}(\boldsymbol{\beta}_{-1})$ given in section 3, taking Taylor's explanation for $\mathbf{b}_{\alpha_1}(\boldsymbol{\beta}_{-1})$ at $\boldsymbol{\beta}_{-1}^0$ gives

$$\mathbf{b}_{\alpha_1}(\boldsymbol{\beta}_{-1}) = \mathbf{b}_{\alpha_1}(\boldsymbol{\beta}_{-1}^0) + \boldsymbol{\Sigma}_{\alpha_1}(\boldsymbol{\beta}_{-1}^0) \{1 + o(1)\} (\boldsymbol{\beta}_{-1} - \boldsymbol{\beta}_{-1}^0).$$

Moreover, by conditions (C9) and (C10), we have

$$\begin{aligned}
& \left| (\boldsymbol{\beta}_{-1} - \boldsymbol{\beta}_{-1}^0)^T n \mathbf{b}_{\alpha_1}(\boldsymbol{\beta}_{-1}) \right| \\
& \leq \left| (\boldsymbol{\beta}_{-1} - \boldsymbol{\beta}_{-1}^0)^T n \mathbf{b}_{\alpha_1}(\boldsymbol{\beta}_{-1}^0) \right| + \left| (\boldsymbol{\beta}_{-1} - \boldsymbol{\beta}_{-1}^0)^T n \boldsymbol{\Sigma}_{\alpha_1}(\boldsymbol{\beta}_{-1}^0) \{1 + o(1)\} (\boldsymbol{\beta}_{-1} - \boldsymbol{\beta}_{-1}^0) \right| \\
& \leq n \sqrt{d(p_n - 1)} \max_{l=1, \dots, d, j=2, \dots, p_n} \dot{p}_{\alpha_1}(|\beta_{lj}^0|) \|\boldsymbol{\beta}_{-1} - \boldsymbol{\beta}_{-1}^0\|_2 \\
& \quad + n \max_{l=1, \dots, d, j=2, \dots, p_n} \ddot{p}_{\alpha_1}(|\beta_{lj}^0|) \|\boldsymbol{\beta}_{-1} - \boldsymbol{\beta}_{-1}^0\|_2^2 \\
& \leq n a_n \sqrt{d(p_n - 1)} \|\boldsymbol{\beta}_{-1} - \boldsymbol{\beta}_{-1}^0\|_2 + n b_n \|\boldsymbol{\beta}_{-1} - \boldsymbol{\beta}_{-1}^0\|_2^2 \\
& = O_p(n \alpha_n^2 \Delta) + o_p(n \alpha_n^2 \Delta^2).
\end{aligned}$$

Therefore, for sufficiently large Δ , $(\boldsymbol{\beta}_{-1} - \boldsymbol{\beta}_{-1}^0)^T [\mathcal{R}_{\tau nh}(\boldsymbol{\beta}_{-1}) - n \mathbf{b}_{\alpha_1}(\boldsymbol{\beta}_{-1})]$ is dominated by $(\boldsymbol{\beta}_{-1} - \boldsymbol{\beta}_{-1}^0)^T \mathcal{R}_{\tau nh}(\boldsymbol{\beta}_{-1})$, which is large and negative for all sufficiently large n . Thus, (A.27) holds. \square

Proof of Theorem 3.2. From Theorem 3.1 for a sufficiently large C , $\bar{\boldsymbol{\beta}}_{\alpha_1, -1}$ lies in the ball $\{\boldsymbol{\beta}_{-1}^0 + \alpha_n \mathbf{u} : \|\mathbf{u}\|_2 \leq C\}$ with probability converging to 1, where $\alpha_n = \sqrt{p_n} (n^{-1/2} + a_n)$. From the proof of Theorem 2.1, we have $\|\mathcal{R}_{\tau nh}(\boldsymbol{\beta}_{-1})\|_2 = O_p(\sqrt{np_n})$. Using $\sqrt{p_n/n}/\alpha_1 \rightarrow 0$ and condition (C8), for $l = 1, \dots, d$, $j = s_l + 1, \dots, p_n$, we have

$$(A.28) \quad \mathcal{R}_{\tau nh}(\beta_{lj, -1}) - n b_{\alpha_1}(\beta_{lj, -1}) = n \alpha_1 \left\{ O_p\left(\frac{\sqrt{p_n/n}}{\alpha_1}\right) - \frac{\dot{p}_{\alpha_1}(|\beta_{lj, -1}|)}{\alpha_1} \text{sgn}(\beta_{lj, -1}) \right\}.$$

Obviously the sign of $\beta_{lj, -1}$ determines the sign of $\mathcal{R}_{\tau nh}(\boldsymbol{\beta}_{-1}) - n \mathbf{b}_{\alpha_1}(\boldsymbol{\beta}_{-1})$. Hence, (A.28) implies that

$$\mathcal{R}_{\tau nh}(\beta_{lj, -1}) - n b_{\alpha_1}(\beta_{lj, -1}) = \begin{cases} < 0, 0 < \beta_{lj, -1} < \epsilon_n \\ > 0, -\epsilon_n < \beta_{lj, -1} < 0, \end{cases}$$

where $l = 1, \dots, d$, $j = s_l + 1, \dots, p_n$. This implies $\bar{\boldsymbol{\beta}}_{\alpha_1 l j, -1} = 0$ with probability converging to 1 for $l = 1, \dots, d$, $j = s_l + 1, \dots, p_n$. This completes the proof of (i). Next we need to prove (ii). As shown in Theorem 3.1, $\bar{\boldsymbol{\beta}}_{\alpha_1, -1}$ is $\sqrt{p_n} (n^{-1/2} + a_n)$ consistent. By the proof of (i), each component of $\bar{\boldsymbol{\beta}}_{\alpha_1, -1}^{(1)}$ stays away from zero for a sufficiently large sample size n . At the same time $\bar{\boldsymbol{\beta}}_{\alpha_1, -1}^{(2)} = 0$ with probability tending to 1. Thus, $\bar{\boldsymbol{\beta}}_{\alpha_1, -1}^{(1)}$ satisfies

$$n^{-1} \mathcal{R}_{\tau nh}(\boldsymbol{\beta}_{-1}^{(1)}) - \mathbf{b}_{\alpha_1}(\boldsymbol{\beta}_{-1}^{(1)}) = 0,$$

where $\mathbf{b}_{\alpha_1}(\boldsymbol{\beta}_{-1}^{(1)}) = (\dot{p}_{\alpha_1}(|\beta_{lj}|) \text{sgn}(\beta_{lj}))_{l=1, j=2}^{d, s_l}$ is a $(s_1 + \dots + s_l - d) \times 1$ vector. Applying the Taylor expansion to $\mathbf{b}_{\alpha_1}(\boldsymbol{\beta}_{-1}^{(1)})$, we get that

$$\dot{p}_{\alpha_1}(|\beta_{lj}|) \text{sgn}(\beta_{lj}) = \dot{p}_{\alpha_1}(|\beta_{lj}^0|) \text{sgn}(\beta_{lj}^0) + \ddot{p}_{\alpha_1}(|\beta_{lj}^0|) \{1 + o(1)\} (\beta_{lj} - \beta_{lj}^0)$$

for $l = 1, \dots, d$, $j = 2, \dots, s_l$. By the condition (C12), we can obtain $\dot{p}_{\alpha_1}(|\beta_{lj}^0|) = 0$ as $\alpha_1 \rightarrow 0$, together with condition (C10), some simple calculations yields

$$n^{-1} \mathcal{R}_{\tau nh}(\boldsymbol{\beta}_{-1}^{(1)}) - o_p(\boldsymbol{\beta}_{-1}^{(1)} - \boldsymbol{\beta}_{-1}^{0(1)}) = 0.$$

By Lemma 2, it is straightforward to prove that

$$\partial \mathcal{R}_{\tau nh} \left(\boldsymbol{\beta}_{-1}^{(1)} \right) / \partial \boldsymbol{\beta}_{-1}^{(1)T} = -\mathbf{H}_n \left(\boldsymbol{\beta}_{-1}^{(1)} \right) \{1 + o_p(1)\}.$$

By Taylor expansion, Lemma 2, and the previous result,

$$\begin{aligned} \sqrt{n} \left(\boldsymbol{\beta}_{-1}^{(1)} - \boldsymbol{\beta}_{-1}^{0(1)} \right) &= - \left[n^{-1} \partial \mathcal{R}_{\tau nh} \left(\boldsymbol{\beta}_{-1}^{(1)} \right) / \partial \boldsymbol{\beta}_{-1}^{(1)T} \right]^{-1} n^{-1/2} \mathcal{R}_{\tau nh} \left(\boldsymbol{\beta}_{-1}^{(1)} \right) \{1 + o_p(1)\} \\ &= (\mathbb{H}^{(1)})^{-1} n^{-1/2} \mathbf{S}_n \left(\boldsymbol{\beta}_{-1}^{0(1)} \right) + o_p(1), \end{aligned}$$

where $\mathbf{S}_n \left(\boldsymbol{\beta}_{-1}^{0(1)} \right)$ is $\sum_{l=1}^d (s_l - 1) \times 1$ sub-vector of $\mathbf{S}_n \left(\boldsymbol{\beta}_{-1}^0 \right)$ corresponding to $\boldsymbol{\beta}_{-1}^{0(1)}$. Thus, by the central limit theorem and Slutsky's theorem, we can complete the proof of Theorem 3.2 (ii). \square

Proof of Theorem 4.1. Let $\boldsymbol{\lambda}^0 = \left\{ (\boldsymbol{\lambda}_l^0)^T : 1 \leq l \leq d \right\}^T$, $k_n = J_n n^{-1/2} + J_n^{-r+1/2}$ and $\|\mathbf{v}\|_2 = C$, where C is a sufficiently large constant. Our aim is to show that for any given ϵ there is a large constant C such that, for a large n , we have

$$(A.29) \quad P \left\{ \inf_{\|\mathbf{v}\|_2=C} \mathcal{L}_{\tau n}^* \left(\boldsymbol{\lambda}^0 + k_n \mathbf{v}, \boldsymbol{\beta}^0 \right) \geq \mathcal{L}_{\tau n}^* \left(\boldsymbol{\lambda}^0, \boldsymbol{\beta}^0 \right) \right\} \geq 1 - \epsilon.$$

This implies with probability of at least $1 - \epsilon$ that there exists a local minimizer in the ball $\{\boldsymbol{\lambda}^0 + k_n \mathbf{v} : \|\mathbf{v}\|_2 \leq C\}$. This in turn implies that there exists a local minimizer $\bar{\boldsymbol{\lambda}}$ such that $\|\bar{\boldsymbol{\lambda}} - \boldsymbol{\lambda}^0\|_2 = O_p(k_n)$. We can find a constant $c > 0$ such that $\|\boldsymbol{\lambda}_l^0\|_{\mathbf{D}} = \sqrt{\boldsymbol{\lambda}_l^{0T} \mathbf{D} \boldsymbol{\lambda}_l^0} > c$ for $1 \leq l \leq d_1$. Because $\|(\boldsymbol{\lambda}_l^0 + k_n \mathbf{v}_l) - \boldsymbol{\lambda}_l^0\|_2^2 = o_p(J_n)$ and that $\alpha_2 = o(1)$, we have

$$P \{ p_{\alpha_2} (\|\boldsymbol{\lambda}_l^0 + k_n \mathbf{v}_l\|_{\mathbf{D}}) = p_{\alpha_2} (\|\boldsymbol{\lambda}_l^0\|_{\mathbf{D}}) \} \rightarrow 1 \text{ if } 1 \leq l \leq d_1.$$

This fact implies that

$$n \sum_{l=1}^d p_{\alpha_2} (\|\boldsymbol{\lambda}_l^0\|_{\mathbf{D}}) - n \sum_{l=1}^d p_{\alpha_2} (\|\boldsymbol{\lambda}_l^0 + k_n \mathbf{v}_l\|_{\mathbf{D}}) \leq 0$$

with probability tending to 1 since $\|\boldsymbol{\lambda}_l^0\|_{\mathbf{D}} = \boldsymbol{\lambda}_l^{0T} \mathbf{D} \boldsymbol{\lambda}_l^0 = 0$ for $d_1 + 1 \leq l \leq d$. By the proof of Lemma 1 and the previous result,

$$\begin{aligned} &\mathcal{L}_{\tau n}^* \left(\boldsymbol{\lambda}^0, \boldsymbol{\beta}^0 \right) - \mathcal{L}_{\tau n}^* \left(\boldsymbol{\lambda}^0 + k_n \mathbf{v}, \boldsymbol{\beta}^0 \right) \\ &= \mathcal{L}_{\tau n} \left(\boldsymbol{\lambda}^0, \boldsymbol{\beta}^0 \right) - \mathcal{L}_{\tau n} \left(\boldsymbol{\lambda}^0 + k_n \mathbf{v}, \boldsymbol{\beta}^0 \right) + n \sum_{l=1}^d p_{\alpha_2} (\|\boldsymbol{\lambda}_l^0\|_{\mathbf{D}}) - n \sum_{l=1}^d p_{\alpha_2} (\|\boldsymbol{\lambda}_l^0 + k_n \mathbf{v}_l\|_{\mathbf{D}}) \\ &\leq \mathcal{L}_{\tau n} \left(\boldsymbol{\lambda}^0, \boldsymbol{\beta}^0 \right) - \mathcal{L}_{\tau n} \left(\boldsymbol{\lambda}^0 + k_n \mathbf{v}, \boldsymbol{\beta}^0 \right) \\ &\leq 0 \end{aligned}$$

Hence, (A.29) holds. This implies that $\|\bar{\boldsymbol{\lambda}} - \boldsymbol{\lambda}^0\|_2 = O_p(k_n)$. By the property (de Boor [2])

$$\begin{aligned} C_1 J_n \left\| \mathbf{B} \left(\mathbf{Z}_i^T \boldsymbol{\beta}_i^0 \right)^T \bar{\boldsymbol{\lambda}}_l - \mathbf{B} \left(\mathbf{Z}_i^T \boldsymbol{\beta}_i^0 \right)^T \boldsymbol{\lambda}_l^0 \right\|_2^2 &\leq \|\bar{\boldsymbol{\lambda}}_l - \boldsymbol{\lambda}_l^0\|_2^2 \\ &\leq C_2 J_n \left\| \mathbf{B} \left(\mathbf{Z}_i^T \boldsymbol{\beta}_i^0 \right)^T \bar{\boldsymbol{\lambda}}_l - \mathbf{B} \left(\mathbf{Z}_i^T \boldsymbol{\beta}_i^0 \right)^T \boldsymbol{\lambda}_l^0 \right\|_2^2 \end{aligned}$$

for some constants $C_1, C_2 > 0$. Thus, we have

$$|\bar{m}_l(u_l, \beta^0) - m_l^0(u_l)| = O_p\left(k_n / \sqrt{J_n}\right) = O_p\left(\sqrt{J_n/n} + J_n^{-r}\right)$$

uniformly for any $u_l \in [0, 1]$ and $1 \leq l \leq d$. By the triangle inequality and (A.1), we have

$$|\bar{m}_l(u_l, \beta^0) - m_l(u_l)| = O_p\left(\sqrt{J_n/n} + J_n^{-r}\right) \text{ uniformly for any } u_l \in [0, 1] \text{ and } 1 \leq l \leq d.$$

Theorem 4.1 follows from this result and Theorem 3.1. \square

Proof of Theorem 4.2 . Suppose for some $l = 1 + d_1, \dots, d$, $\mathbf{B}(\mathbf{Z}_i^T \bar{\beta}_{\alpha_{1l}})^T \bar{\lambda}_l$ is not a linear function. Define $\bar{\lambda}^*$ to be the same as $\bar{\lambda}$ except that $\bar{\lambda}_l$ is replaced by its projection onto the subspace $\{\lambda_l : \mathbf{B}(\mathbf{Z}_i^T \bar{\beta}_{\alpha_{1l}})^T \lambda_l \text{ represents a linear function}\}$. By definition of $\bar{\lambda}$ and $\bar{\lambda}^*$, and $\bar{\lambda}_l^{*T} \mathbf{D} \bar{\lambda}_l^* = 0$. we have

$$\begin{aligned} 0 &\geq \mathcal{L}_{\tau n}^*(\bar{\lambda}, \bar{\beta}_{\alpha_1}) - \mathcal{L}_{\tau n}^*(\bar{\lambda}^*, \bar{\beta}_{\alpha_1}) \\ &= \sum_{i=1}^n \rho_\tau \left\{ Y_i - \sum_{l=1}^d \mathbf{B}(\mathbf{Z}_i^T \bar{\beta}_{\alpha_{1l}})^T \bar{\lambda}_l X_{il} \right\} - \sum_{i=1}^n \rho_\tau \left\{ Y_i - \sum_{l=1}^d \mathbf{B}(\mathbf{Z}_i^T \bar{\beta}_{\alpha_{1l}})^T \bar{\lambda}_l^* X_{il} \right\} \\ &\quad + np_{\alpha_2} \left(\sqrt{\bar{\lambda}_l^{*T} \mathbf{D} \bar{\lambda}_l^*} \right) \\ &= I - II + III. \end{aligned} \tag{A.30}$$

Let $\Lambda_i = \sum_{l=1}^d \mathbf{B}(\mathbf{Z}_i^T \bar{\beta}_{\alpha_{1l}})^T (\bar{\lambda}_l^* - \lambda_l^0) X_{il} + \sum_{l=1}^d \left(\mathbf{B}(\mathbf{Z}_i^T \bar{\beta}_{\alpha_{1l}})^T \lambda_l^0 - m_l(\mathbf{Z}_i^T \beta_l^0) \right) X_{il}$. Since $\rho_\tau(u) - \rho_\tau(v) \geq 2(\tau - I(v \leq 0))(u - v)$ for any $u, v \in \mathbb{R}$, we have

$$\begin{aligned} I - II &\geq - \sum_{i=1}^n (2\tau - 2I(\varepsilon_i \leq 0)) \sum_{l=1}^d \mathbf{B}(\mathbf{Z}_i^T \bar{\beta}_{\alpha_{1l}})^T (\bar{\lambda}_l - \bar{\lambda}_l^*) X_{il} \\ &\quad - \sum_{i=1}^n (2I(\varepsilon_i \leq 0) - 2I(\varepsilon_i \leq \Lambda_i)) \sum_{l=1}^d \mathbf{B}(\mathbf{Z}_i^T \bar{\beta}_{\alpha_{1l}})^T (\bar{\lambda}_l - \bar{\lambda}_l^*) X_{il} \\ &\geq \left(- \left\| \sum_{i=1}^n (2\tau - 2I(\varepsilon_i \leq 0)) \sum_{l=1}^d \mathbf{B}(\mathbf{Z}_i^T \bar{\beta}_{\alpha_{1l}})^T X_{il} \right\|_2 \right. \\ &\quad \left. - \left\| \sum_{i=1}^n (2I(\varepsilon_i \leq 0) - 2I(\varepsilon_i \leq \Lambda_i)) \sum_{l=1}^d \mathbf{B}(\mathbf{Z}_i^T \bar{\beta}_{\alpha_{1l}})^T X_{il} \right\|_2 \right) \|\bar{\lambda} - \bar{\lambda}^*\|_2 \\ &= O_p \left\{ - \left[\sqrt{n/J_n} + nJ_n^{-1/2} \left(\sqrt{J_n/n} + J_n^{-r} \right) \right] \right\} \|\bar{\lambda} - \bar{\lambda}^*\|_2 \\ &= O_p \left\{ - \left[\sqrt{n} + nJ_n^{-r-1/2} \right] \right\} \|\bar{\lambda} - \bar{\lambda}^*\|_2 \end{aligned} \tag{A.31}$$

since $\max_{1 \leq i \leq n} \Lambda_i = O_p\left(\sqrt{J_n/n} + J_n^{-r}\right)$. On the other hand,

$$\sqrt{\bar{\lambda}_l^{*T} \mathbf{D} \bar{\lambda}_l^*} = \sqrt{(\bar{\lambda}_l - \lambda_l^0)^T \mathbf{D} (\bar{\lambda}_l - \lambda_l^0)} = O_p\left((J_n/n)^{1/2} + J_n^{-r}\right) = o(\alpha_2)$$

by the proof of Theorem 4.1 and assumption $\left((J_n/n)^{1/2} + J_n^{-r}\right)^{-1} \alpha_2 \rightarrow \infty$, we have

$$p_{\alpha_2} \left(\sqrt{\bar{\lambda}_l^{*T} \mathbf{D} \bar{\lambda}_l^*} \right) = \alpha_2 \sqrt{\bar{\lambda}_l^{*T} \mathbf{D} \bar{\lambda}_l^*} \tag{A.32}$$

with probability tending to 1, by the definition of the SCAD penalty function. It remains to show that

$$\|\bar{\lambda} - \bar{\lambda}^*\|_2 = \|\bar{\lambda}_l - \bar{\lambda}_l^*\|_2 = O_p\left(\sqrt{J_n \bar{\lambda}_l^{*T} \mathbf{D} \bar{\lambda}_l^*}\right). \tag{A.33}$$

Then, combine (A.30), (A.32) and (A.33), it follows that $III = n\alpha_2 J_n^{-1/2} \|\bar{\lambda} - \bar{\lambda}^*\|_2$. Then, by the condition $\left((J_n/n)^{1/2} + J_n^{-r}\right)^{-1} \alpha_2 \rightarrow \infty$, it is easy to show that III is of higher order than $O_p\left\{\left[\sqrt{n} + nJ_n^{-r-1/2}\right]\right\} \|\bar{\lambda} - \bar{\lambda}^*\|_2$. Thus, it follows that $I - II$ is dominated by III , which is large and positive for all sufficiently large n . Hence, we have a contradiction if $\bar{\lambda}_l^T D \bar{\lambda}_l > 0$.

Next, we prove (A.33). Note that $\bar{\lambda}_l^{*T} D \bar{\lambda}_l^* = 0$. Furthermore, since $\bar{\lambda}_l^*$ is the projection of $\bar{\lambda}_l$ onto $\{\lambda_l : \lambda_l^T D \lambda_l = 0\}$, $\bar{\lambda}_l - \bar{\lambda}_l^*$ is orthogonal to this projection space. Thus $\bar{\lambda}_l^T D \bar{\lambda}_l = (\bar{\lambda}_l - \bar{\lambda}_l^*)^T D (\bar{\lambda}_l - \bar{\lambda}_l^*)$ and $(\bar{\lambda}_l - \bar{\lambda}_l^*)^T D (\bar{\lambda}_l - \bar{\lambda}_l^*) / \|\bar{\lambda}_l - \bar{\lambda}_l^*\|_2^2$ lies between the minimum and the maximum positive eigenvalues of D , which is of order $1/J_n$. \square

References.

- [1] BOSQ, D. (1998). *Nonparametric Statistics for Stochastic Processes*. New York: Springer-Verlag.
- [2] DE BOOR, C. (2001). *A practical guide to splines*. Springer, New York.
- [3] DEMKO, S. (1986). Spectral bounds for $|a^{-1}|_\infty$. *Journal of Approximation Theory* **48** 207–212.
- [4] DEVORE, R. A. and LORENTZ, G. G. (1993). *Constructive approximation*. Springer-Verlag, Berlin.
- [5] FAN, J. and PENG, H. (2004). Nonconcave penalized likelihood with a diverging number of parameters. *The Annals of Statistics* **32** 928–961.
- [6] HOROWITZ, J. L. (1998). Bootstrap methods for median regression models. *Econometrica* **66** 1327–1351.
- [7] MA, S. and SONG, P. X.-K. (2015). Varying index coefficient models. *Journal of the American Statistical Association* **110** 341–356.
- [8] WHANG, Y. J. (2006). Smoothed empirical likelihood methods for quantile regression models. *Econometric Theory* **22** 173–205.

JIALIANG LI
DEPARTMENT OF STATISTICS AND APPLIED PROBABILITY
NATIONAL UNIVERSITY OF SINGAPORE
SINGAPORE, 119077
E-MAIL: stalj@nus.edu.sg

JING LV
SCHOOL OF MATHEMATICS AND STATISTICS
SOUTHWEST UNIVERSITY
CHONGQING, 400715, CHINA
E-MAIL: lvjing@swu.edu.cn