

Transient Non-Confining Potentials for Speeding Up a Single Ion Heat Pump

E. Torrontegui¹, S. T. Dawkins², M. Göb², K. Singer²

¹ Instituto de Física Fundamental IFF-CSIC, Calle Serrano 113b, 28006 Madrid, Spain

² Experimentalphysik I, Universität Kassel, Heinrich-Plett-Str. 40, 34132 Kassel, Germany

E-mail: eriktorrontegui@gmail.com, ks@uni-kassel.de

Abstract. We propose speeding up a single ion heat pump based on a tapered ion trap. If a trapped ion is excited in an oscillatory motion axially the radial degrees of freedom are cyclically expanded and compressed such that heat can be pumped between two reservoirs coupled to the ion at the turning points of oscillation. Through the use of invariant-based inverse engineering we can speed up the process without sacrificing the efficiency of each heat pump cycle. This additional control can be supplied with additional control electrodes or it can be encoded into the geometry of the radial trapping electrodes. We present novel insight how speed up can be achieved through the use of inverted harmonic potentials and verified the stability of such trapping conditions.

1. Introduction

Trapped ions are an established platform for realizing high-fidelity quantum information processing [1, 2], quantum simulation [3, 4], and precision metrology experiments [5, 6]. Recently a single ion, trapped in a tapered trap, was employed to realize a single ion heat engine [7, 8]. Due to the controllability of the environment this system implements a formidable model experiment for studying thermodynamics at the single particle limit towards the quantum regime. In this paper we study the reverse process, a single ion heat pump, and how this process can be sped up through the shortcut to adiabaticity technique involving the use of invariant-based inverse engineering [9, 10]. In the following, as in the single ion heat engine, the ion is confined in a harmonic potential and the motional radial degrees of freedom serve as the working agent, where we consider temperature only in the radial directions. A thermal state that is adiabatically transported along the taper (see Fig. 1) into a region with lower trap frequency attains a lower temperature due to the reduced energy level spacing in the harmonic potential. This mechanism could be used to couple to a reservoir, such as neighbouring ions, to affect cooling by absorbing heat. Thus, a subsequent adiabatic transport back to the starting position at higher confinement results in an increased

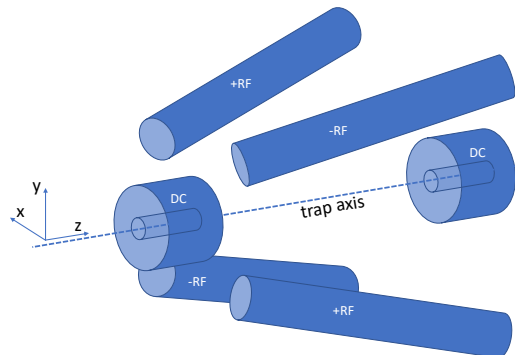


Figure 1. Tapered ion trap. The tapered electrodes are supplied symmetrically with radiofrequency voltage for the radial confinement. Endcaps are used to supply axial confinement with dc voltages. During shortcut to adiabaticity protocol the radiofrequency is switched off and the voltage on the endcaps is used to realize the axial confinement or anti-confinement respectively. Due to the short duration stable trapping conditions can be maintained.

temperature. Dumping heat to another reservoir allows one to recool the working agent for starting a new cycle of the heat pump. Speeding this procedure up to increase the heat pumping rate through the use of e.g. bang-bang transport is typically limited by the condition of performing the change of the radial trapping frequency adiabatically. In the following, we will describe how shortcuts to adiabaticity can be employed to go beyond this limitation [11, 12, 13, 14, 15], in particular the invariant-based inverse engineering approach will allow the design of protocols by controlling the radial trapping frequency with external electrode voltages. One possibility is to control the radial trapping frequency by varying the radiofrequency amplitude which is symmetrically supplied to the tapered electrodes of the ion trap. The speed up in this case is limited by the fact that the radial confinement should be sustained. A further speed up would be possible if the trapping potential can be inverted. This is achieved by switching off the radiofrequency confinement for a short period and using the radial DC potentials generated by the end-cap electrodes to supply a specially designed time varying radial quadratic potential. Due to Laplace's equation, a confining potential in one direction leads necessarily to repelling potentials in the other two directions, or vice versa. We present a shortcut of short duration, which helps both to achieve high cooling rates and avoid losing the ion from the trap. For typical trapping frequency changes from 3 MHz to 1 MHz, a shortcut duration of 20 ns can be achieved, through the use of non-confining potentials. In order to avoid instability due to micromotion, it is necessary that the radiofrequency period is shorter than the shortcut duration. ‡ Numerical simulations confirm stable trapping conditions despite the inverted trapping potentials over short time periods. It is important to note that the speed up is only limited by the

‡ Note that the switching should be synchronized to the radiofrequency phase

maximal voltages and the currents which can be applied to the electrodes. The single ion heat pump could be an important method for lowering temperatures in a trapped ion based quantum information processor and the speed up described could help to compete against deleterious heating rates.

2. Invariant-based inverse engineering for mixed states

Closed quantum systems follow a unitary dynamics described by the Liouville equation of motion

$$i\hbar \frac{\partial \hat{\rho}(t)}{\partial t} = [\hat{H}(t), \hat{\rho}(t)] \quad (1)$$

where $\hat{\rho}(t)$ is the density matrix describing the system and $\hat{H}(t)$ the Hamiltonian controlling its dynamics. Related to any Hamiltonian there are dynamical invariants of motion [16]

$$i\hbar \frac{\partial \hat{I}(t)}{\partial t} - [\hat{H}(t), \hat{I}(t)] = 0, \quad (2)$$

with constant expectation values, -i.e. quantities preserved by the dynamics generated by (1). The invariant expands an orthonormal basis $|\phi_n(t)\rangle$ with constant eigenvalues λ_n ,

$$\hat{I}(t) = \sum_n |\phi_n(t)\rangle \lambda_n \langle \phi_n(t)|. \quad (3)$$

In this basis the density matrix elements $\rho_{lk} \equiv \langle \phi_l(t) | \hat{\rho}(t) | \phi_k(t) \rangle$ are calculated from [17]

$$\begin{aligned} \dot{\rho}_{lk}(t) &= i \left(\langle \phi_l(t) | i\hbar \frac{\partial}{\partial t} - \hat{H}(t) | \phi_l(t) \rangle - \langle \phi_k(t) | i\hbar \frac{\partial}{\partial t} - \hat{H}(t) | \phi_k(t) \rangle \right) \rho_{lk}(t) \\ \dot{\rho}_{kk}(t) &= 0 \end{aligned} \quad (4)$$

where the populations remain constant and the off-diagonal elements depend on the difference of time derivatives of two Lewis-Riesenfeld phases [16]. A simpler derivation of the Lewis-Riesenfeld relation for pure states is done in Appendix A. From Eq. (4) we observe that a system initialized in an eigenstate of the invariant will remain in the same instantaneous eigenstate without transitions, imposing the so-called frictionless conditions $[\hat{H}(0), \hat{I}(0)] = [\hat{H}(t_f), \hat{I}(t_f)] = 0$, we ensure that the system starts and ends as an eigenstate of the Hamiltonian without unwanted excitations. A perfect state transfer from $\hat{H}(0)$ to $\hat{H}(t_f)$ is designed by first choosing properly $\hat{I}(t)$ and then reverse engineering the dynamics to deduce $\hat{H}(t)$. In particular, for an effectively 1D time dependent harmonic potential

$$\hat{H}(t) = \frac{\hat{p}^2}{2m} + \frac{1}{2} m \omega^2(t) \hat{q}^2 \quad (5)$$

an associated dynamical invariant (2) reads [18]

$$\hat{I}(t) = \frac{1}{2m} [b(t)p - m\dot{b}(t)q]^2 + \frac{1}{2} m \omega_0^2 \frac{q^2}{b^2(t)}, \quad (6)$$

where $b(t)$ is a free function of time satisfying the Ermakov equation [19]

$$\ddot{b}(t) + \omega^2(t)b(t) = \frac{\omega_0^2}{b^3(t)}, \quad (7)$$

being ω_0 the initial frequency of the oscillator at time $t = 0$. The frictionless conditions $[\hat{H}(t_b) = \hat{I}(t_b)] = 0$ at the boundary times $t_b = 0, t_f$ set

$$\begin{aligned} b(0) &= 1, & \dot{b}(0) &= 0, & \ddot{b}(0) &= 0 \\ b(t_f) &= \gamma, & \dot{b}(t_f) &= 0, & \ddot{b}(t_f) &= 0 \end{aligned} \quad (8)$$

with $\gamma = (\omega_0/\omega_f)^{1/2}$. Any $b(t)$ fulfilling the previous six boundary conditions will produce a perfect control, see Eq. (7)

$$\omega^2(t) = \frac{\omega_0^2}{b^4(t)} - \frac{\ddot{b}(t)}{b(t)} \quad (9)$$

driving each Fock state $|n(0)\rangle$, to the corresponding Fock state $|n(t_f)\rangle$ independently of the process time t_f . More details in Appendix B can be found. Note that typically for ultrafast processes, very short t_f values, $\omega_0^2/b^4 < \ddot{b}/b$ and the trapping parabola becomes a repeller potential. The stability and experimental implementation of such scenario will be deeply analyzed in the following sections.

3. Reverse engineering of Gaussian states

3.1. Coherent states

The previous protocol (9) is not only valid to connect single $|n\rangle$ to $|n\rangle$ Fock states but also coherent states [20]

$$|\alpha(t)\rangle = e^{-|\alpha|^2/2} \sum_{n=0}^{\infty} \frac{\alpha^n}{\sqrt{n!}} |n(t)\rangle. \quad (10)$$

These are pure states forming a linear superposition. As at initial time the frictionless conditions guarantee that \hat{H} and \hat{I} share a common basis $|\phi_n(0)\rangle = |n(0)\rangle$ and according to Eq. (4), or simply (A.4) as the system is pure, this initial state $|\psi(0)\rangle = |\alpha(0)\rangle$ will evolve to [21]

$$|\psi(t_f)\rangle = e^{-ig\omega_0/2} e^{-|\tilde{\alpha}|^2/2} \sum_{n=0}^{\infty} \frac{\tilde{\alpha}^n}{\sqrt{n!}} |\phi_n(t_f)\rangle = |\tilde{\alpha}(t_f)\rangle, \quad (11)$$

with $\tilde{\alpha} = \alpha e^{-ig\omega_0}$ and $g = \int_0^{t_f} dt'/\rho^2$. The condition $[\hat{H}(t_f), \hat{I}(t_f)] = 0$ guarantees $|\phi_n(t_f)\rangle = |n(t_f)\rangle$, thus the system ends as also a coherent state with frequency ω_f .

3.2. Thermal states

From the set of Eqs. (4) we observe that any system that initially is diagonal in the basis expanded by the eigenstates of the invariant will keep its populations constant during the whole process. Moreover, imposing $[\hat{I}(t_b), \hat{H}(t_b)] = 0$ at $t_b = 0, t_f$ the initial and final states will be also diagonal in the energy basis expanded by $\hat{H}(0)$ and $\hat{H}(t_f)$, which

is the case for thermal states. Considering the time-dependent harmonic oscillator (5) and if initially the system is assumed to be the thermal state $\hat{\rho}(0) = \exp(-\beta_0 \hat{H}(0))/Z$, with Z a normalization constant, initial inverse temperature β_0 , and $\omega(t=0) = \omega_0$, by changing $\omega(t)$ according to Eqs. (9) and (8) the system will evolve reaching the final thermal state $\hat{\rho}(t_f) = \exp(-\beta_f \hat{H}(t_f))/Z'$, corresponding to a $\hat{H}(t_f)$ with frequency $\omega(t_f) = \omega_f$ and a cooling/heating $\beta_f = \gamma^2 \beta_0$.

3.3. Quantum dynamical evolution of Gaussian states

Note that both coherent and thermal states are Gaussian states, -i.e. the symmetric Wigner function

$$W(\mathbf{x}) = W(q, p) = \frac{1}{\pi \hbar} \int_{-\infty}^{\infty} dy \langle q + y | \hat{\rho} | q - y \rangle e^{-2ipy/\hbar} \quad (12)$$

is Gaussian, $\mathbf{x} \equiv (q, p)$ corresponds to the eigenvalues of the quadrature operators $\hat{\mathbf{x}} \equiv (\hat{q}, \hat{p})$. Consequently, the density operator $\hat{\rho}$ has a one-to-one correspondence with the first and second-order statistical moments of the state, $\hat{\rho} \equiv \hat{\rho}(\bar{\mathbf{x}}, \mathbf{V})$ [22]. The first moments are called the displacement vector, or simply the mean value

$$\bar{\mathbf{x}} = \langle \hat{x}_i \rangle = \text{Tr}[\hat{x}_i \hat{\rho}(t)], \quad (13)$$

and the second moment, called covariant matrix, with generic element

$$\mathbf{V} = V_{ij} = \frac{1}{2} \langle \{\Delta \hat{x}_i, \Delta \hat{x}_j\} \rangle, \quad (14)$$

where $\Delta \hat{x}_i = \hat{x}_i - \langle \hat{x}_i \rangle$ and $\{\hat{A}, \hat{B}\} = \hat{A}\hat{B} + \hat{B}\hat{A}$. In particular, for coherent and thermal states of a harmonic oscillator these moments $\bar{\mathbf{x}}$ and \mathbf{V} are constructed from the set of operators $\hat{\mathbf{X}} \equiv (\hat{q}, \hat{p}, \hat{q}^2, \hat{p}^2, \hat{q}\hat{p} + \hat{p}\hat{q})$,

$$\bar{\mathbf{x}} = (\langle \hat{q} \rangle, \langle \hat{p} \rangle), \quad \mathbf{V} = \begin{pmatrix} \langle \hat{q}^2 \rangle - \langle \hat{q} \rangle^2 & \langle \hat{q}\hat{p} + \hat{p}\hat{q} \rangle - \langle \hat{p} \rangle \langle \hat{q} \rangle \\ \langle \hat{q}\hat{p} + \hat{p}\hat{q} \rangle - \langle \hat{p} \rangle \langle \hat{q} \rangle & \langle \hat{p}^2 \rangle - \langle \hat{p} \rangle^2 \end{pmatrix} \quad (15)$$

and the Wigner function is reconstructed,

$$W(\mathbf{x}) = \frac{\exp[(\mathbf{x} - \bar{\mathbf{x}})^T \mathbf{V}^{-1} (\mathbf{x} - \bar{\mathbf{x}})/2]}{2\pi \sqrt{\det \mathbf{V}}} \quad (16)$$

with \mathbf{x}^T , the transpose of \mathbf{x} and \mathbf{V}^{-1} the inverse matrix of \mathbf{V} . In order to describe the dynamical evolution of $\hat{\rho}$, or equivalently $W(\mathbf{x})$, it is enough to describe the evolution of the set of observables $\hat{\mathbf{X}}$ to reconstruct the state using Eqs. (15) and (16), avoiding the use of wave packet propagation. This is done within the Heissenberg representation

$$\frac{d\bar{\mathbf{X}}_i(t)}{dt} = \frac{i}{\hbar} [\hat{H}(t), \bar{\mathbf{X}}_i(t)], \quad (17)$$

with $\bar{\mathbf{X}}_i(t) \equiv \langle \hat{\mathbf{X}}_i \rangle = \text{Tr}[\hat{\mathbf{X}}_i \hat{\rho}(t)]$. Note that the set of five operators $\hat{\mathbf{X}}$ form a closed Lie algebra, as the Hamiltonian (5) of a harmonic oscillator is a linear combination of some $\hat{\mathbf{X}}_i$ elements, the dynamical equation of motion (17) is also closed to the algebra. Consequently, the evolved state $\hat{\rho}(t)$ remains Gaussian during the whole evolution.

Finally, given two Gaussian states $\hat{\rho}_1$ and $\hat{\rho}_2$, we can compute the fidelity $\mathcal{F}(\hat{\rho}_1, \hat{\rho}_2) = \text{Tr}(\sqrt{\sqrt{\hat{\rho}_1}\hat{\rho}_2\sqrt{\hat{\rho}_1}})$ between these two states in terms of their respective moments $\bar{\mathbf{x}}_1, \mathbf{V}_1$ and $\bar{\mathbf{x}}_2, \mathbf{V}_2$ as

$$\mathcal{F}(\hat{\rho}_1, \hat{\rho}_2) = \mathcal{F}_0(\hat{V}_1, \hat{V}_2) \exp \left[-\frac{1}{4} \delta_{\bar{\mathbf{x}}}^T (\mathbf{V}_1 + \mathbf{V}_2)^{-1} \delta_{\bar{\mathbf{x}}} \right] \quad (18)$$

with $\delta_{\bar{\mathbf{x}}} = \bar{\mathbf{x}}_2 - \bar{\mathbf{x}}_1$ and $\mathcal{F}_0(\hat{V}_1, \hat{V}_2)$ having a closed analytical form [23].

4. Robustness improvements

The main source of imperfection in the experimental implementation of the shortcut is produced by the time variation of the control $\omega^2(t)$. Controlling this by the pseudopotential through dynamic change of the amplitude of the radio-frequency voltage has the disadvantage that non-confining potentials cannot be supplied. Amplitude control of this voltage is technologically more involved and intrinsically limited by the period of the radiofrequency. Thus the biggest speed up potential and controllability is obtained by controlling the DC potentials by low-noise high-speed arbitrary waveform generators. If radiofrequency confinement is kept on very accurate timing and high voltages are needed. In order to allow for a reliable control of the confinement, we therefore switch off the radiofrequency drive during the control period. This can be efficiently achieved by a solid state radiofrequency toggle switch [24] directly after a high voltage rf generator [25]. In many cases the high voltage rf generator is replaced by a low voltage radiofrequency generator with a subsequent radiofrequency amplifier with 50Ω impedance. Impedance matching is then achieved with a helical resonators which additionally transforms the radiofrequency voltages. In these cases an ultra low resistance toggle switch has to be used directly after the helical resonator with one terminal connected with the trap electrodes and the other connected with a circuit of equivalent impedance. Anharmonicities of the trapping potentials can be neglected as the ion is kept at the extremal point of the harmonic confinement at all the time.

Thanks to the freedom in the construction of the shortcut protocol at intermediate time more constraints such as minimizing $d\omega^2/dt \equiv \partial_t(\omega^2)$ due to experimental limits can be realized. This is originated from the slew rate and bandwidth limit of digital analog converters and power amplifiers. The minimization of $\partial_t(\omega^2)$ can then be performed by optimal control techniques but the boundary conditions for b could be violated. Discontinuities in \dot{b}, \ddot{b} would be unfeasible due to the requirement of instantaneous jumps in the control voltages.

As an example, minimizing $\max |\partial_t(\omega^2)|$, the maximum value of $\partial_t(\omega^2)$ in the interval $t \in [0, t_f]$, will reduce the power employed by the control protocol improving the heat extraction process. Defining $\mathcal{C}(t) = \omega^2(t)$, the extreme condition that minimizes $d\mathcal{C}/dt = 0$ is satisfied by the useless control $\mathcal{C}(t) = \omega_{opt}^2(t) = const$. The mean value theorem provides a useful bound for the instantaneous maximum value of the control. Assuming that \mathcal{C} is continuous in $[0, t_f]$ and differentiable in $(0, t_f)$ such that $\mathcal{C}(0) = \omega_0^2$

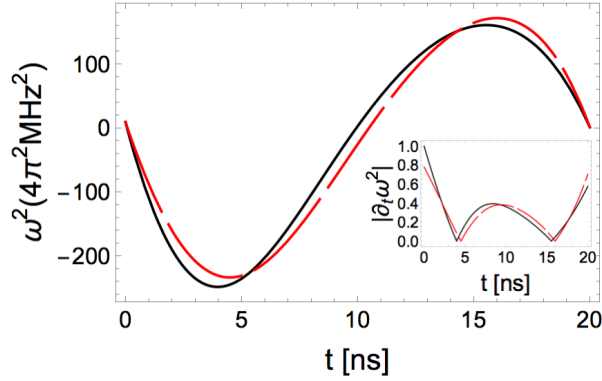


Figure 2. Radial confinement ω^2 as a function of time for two different designs of the shortcut. (Black-solid line) standard 6-order polynomial fulfilling the frictionless conditions (8). (Red long-dashed line) Improved design with extra-coefficients to control the value of $\max |\partial_t(\omega^2)|$. The inset shows $|\partial_t\omega^2(t)|/|\partial_t\omega^2(0)|$ for both designs. Here, $\omega_0/(2\pi)=3$ MHz and $\omega_f/(2\pi)=1$ MHz.

and $\mathcal{C}(t_f) = \omega_f^2$ the maximum of its derivative must be

$$\frac{d\omega^2}{dt} \geq \frac{\omega_0^2 - \omega_f^2}{t_f} \quad (19)$$

where the equality holds for the $\omega^2(t) = \omega_0^2 + (\omega_f^2 - \omega_0^2)t/t_f$ control. However, the resulting $b(t)$ deduced from Eq. (7) does not satisfy the six frictionless boundary conditions (8). As result discontinuities in \dot{b} and \ddot{b} at $t = 0$ and t_f should be applied requiring instantaneous switches in the controls. In order to avoid discontinuities hardly resolved experimentally we use the non-uniqueness of $b(t)$ to add extra-parameters a_i in the interpolation of $b(t) = \sum_i a_i t^i$ to ensure (8) and using Eq. (9) create controls $\omega^2(t; a_i)$ such that the value of $\partial_t(\omega^2)$ is controlled through thee extra-parameters a_i [17, 26]. By using gradient descent methods $\omega^2(t; a_i)$ is optimized. As an example, for an expansion process of 20 ns see Fig. 2, the addition of the extra-coefficient $a_6 t^6$ in the interpolation of $b(t)$ allows a reduction of $\frac{\max |\partial_t(\omega_{opt}^2)|}{\max |\partial_t(\omega^2)|} \sim 0.78$ in contrast with a standard 6 order interpolation, see Appendix B. Additionally, this design also reduces the value of $\max |\omega^2|$, thus the protocol improves both the slew rate and power of the required controls. Other sophisticated designs are also possible due to the freedom to interpolate $b(t)$ at intermediate times.

5. Proposed experimental implementation

In the following, we will consider the 3D-Hamiltonian corresponding to an ion trap symmetrically driven with radiofrequency and end-cap geometry. In order to fulfill Laplace's equation the Hamiltonian describing the trapped ion becomes:

$$\hat{H}(t) = \frac{\hat{\mathbf{p}}^2}{2m} + \frac{m}{2}\omega_z^2(t)\hat{z}^2 + \frac{m}{2}[\Omega(t) + \Delta(t)]^2\hat{y}^2 + \frac{m}{2}[\Omega(t) + \Delta(t)]^2\hat{x}^2 \quad (20)$$

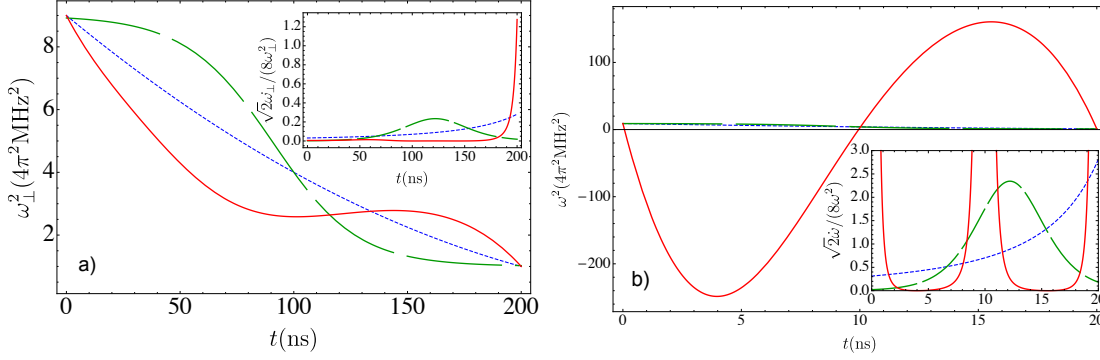


Figure 3. Radial confinement squared for a linear ramp (blue short-dashed line), smooth ramp (green long-dashed line) and the shortcut to adiabaticity (red solid line), with (a) parameters chosen to avoid negative ω^2 and (b) allowing negative ω^2 for the shortcut. Here, $\omega_0/(2\pi)=3$ MHz and $\omega_f/(2\pi)=1$ MHz. Inset: Adiabaticity parameter $\sqrt{2\dot{\omega}}/(8\omega^2)$ for the three cases.

with $\hat{\mathbf{p}} = (\hat{p}_x, \hat{p}_y, \hat{p}_z)$, $\omega_z(t)$ the frequency along the axial z -direction, and $\omega_\perp(t) = \omega_x(t) = \omega_y(t) = \Omega(t) + \Delta(t)$ the radial frequencies produced by the RF and DC voltages in conjunction §. This Hamiltonian has a symmetric radial confinement in the x and y -directions that will be employed as working fluid to produce the heat pump processes. In the following we disregard the effect of control voltages on the longitudinal confinement because the ion is always kept at the extremal point of the longitudinal confinement and we use the longitudinal degrees of freedom as a classical piston being driven. Under this prescription the radial Hamiltonian reads,

$$\hat{H}_\perp(t) = \frac{\hat{p}_\perp^2}{2m} + \frac{1}{2}m\omega_\perp^2(t)(\hat{y}^2 + \hat{x}^2), \quad (21)$$

with $\hat{p}_\perp = (\hat{p}_x, \hat{p}_y)$. Defining $\hat{\mathbf{r}}_\perp = (\hat{x}, \hat{y})$ we observe that this radial Hamiltonian has the same structure as Eq. (5), consequently the radial frequency can be modified from $\omega_\perp(0) = \omega_{\perp,0}$ to $\omega_\perp(t_f) = \omega_{\perp,f}$ through a shortcut $\omega_\perp^2(t) = \omega_{\perp,0}^2/b_\perp^4 - \dot{b}_\perp/b_\perp$ with b_\perp satisfying the frictionless boundary conditions (8) with a radial expansion/compression ratio $\gamma_\perp = (\omega_{\perp,0}/\omega_{\perp,f})^{1/2}$, the same for both the x and y axes.

The shortcut to adiabaticity will be implemented by common voltages on the end-cap electrodes of an ion trap, while the dominant radiofrequency saddle potential has been momentarily turned off. The differential voltage on the end-caps can be used to control the axial movement of the ion, but can be disregarded here. The radial confinement caused by the radial frequency is only relevant at the turning points of the axial transport, when the ion is coupled to the reservoirs. Alternatively, a linear trap design could be used without a taper, with the radial frequency being switched to different amplitudes in between. The radial trapping potential during the shortcut is applied by a common voltage on the end-cap electrodes, and needs

§ Note that the trapping frequency caused by the pseudopotential and the DC potentials cannot be simply added especially when large voltages are involved (see equation 11 and 15 from [27] for details.)

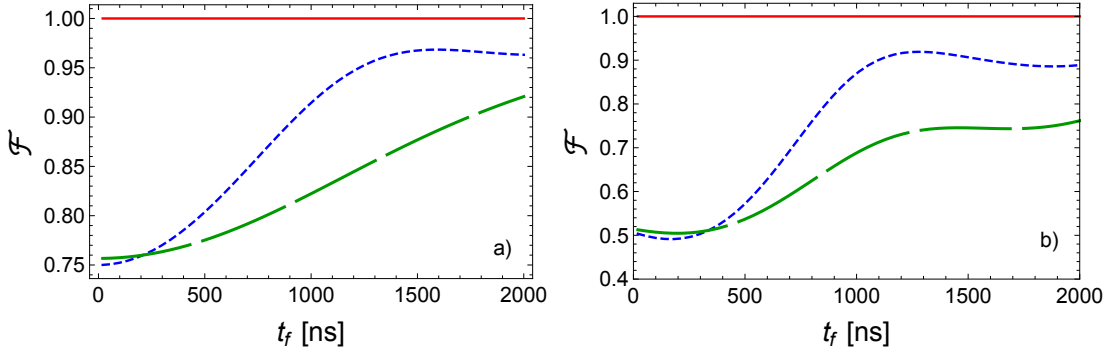


Figure 4. Fidelity $\mathcal{F}(\hat{\rho}(t_f), \hat{\rho}_{target})$ as a function of the expansion time t_f for three different protocols, shortcut (red solid line), linear ramp (blue short-dashed line), and smooth ramp (green long-dashed line). In (a) the initial state corresponds to a thermal state with temperature of 2 mK. In (b) the initial state is a coherent state with a photon number $\alpha_0 = 1 + i$. Parameters as in Fig. 3.

to be matched to the initial and final confinement provided by the pseudopotential. Laplace's equation and the geometric symmetry specifies that ω^2 is inverted with half the magnitude. We have compared three expansion protocols; shortcut, linear and smooth ramp $\omega(t) = (\omega_0 e^{\Gamma t_0} + \omega_f e^{\Gamma t}) / (e^{\Gamma t_0} + e^{\Gamma t})$ for the cooling of thermal and coherent states, see Fig. 3.

The initial thermal state is characterized by the statistical moments $\bar{\mathbf{X}}_1(0) = \bar{\mathbf{X}}_2(0) = \bar{\mathbf{X}}_5(0) = 0$ and

$$\bar{\mathbf{X}}_3(0) = l_0^2 \coth\left(\frac{\beta_0 \hbar \omega_{\perp,0}}{2}\right), \quad \bar{\mathbf{X}}_4(0) = k_0^2 \coth\left(\frac{\beta_0 \hbar \omega_{\perp,0}}{2}\right), \quad (22)$$

with $l_0 = \sqrt{\hbar / (2m\omega_{\perp,0})}$ and $k_0 = \sqrt{m\hbar\omega_{\perp,0}/2}$ corresponding to a $\hat{H}(0)$ with a frequency $\omega_{\perp}(0) = \omega_{\perp,0}$ and inverse temperature β_0 . The target state has similar statistical moments corresponding to a final frequency $\omega_{\perp,f}$ and inverse temperature $\beta_f = \gamma_{\perp}^2 \beta_0$. In Fig. 4a we plot the fidelity $\mathcal{F}(\hat{\rho}(t_f), \hat{\rho}_{target})$ of the evolved state $\hat{\rho}(t_f)$ compared to the target thermal state $\hat{\rho}_{target}$ corresponding to $\hat{H}(t_f)$ having a frequency $\omega_{\perp,f}$. We observe how the shortcut by construction ensures fidelity one independently of the time employed to produce the expansion of the harmonic trap whereas the linear and smooth ramp protocols fail as the process is no longer adiabatic, see insets of Fig. 3.

Similarly, we analyze the three previous protocols for the expansion of a coherent state in the trapping potential (20). The initial state has the statistical moments

$$\begin{aligned} \bar{\mathbf{X}}_1(0) &= 2l_0 \text{Re}(\alpha_0), & \bar{\mathbf{X}}_2(0) &= 2k_0 \text{Im}(\alpha_0), \\ \bar{\mathbf{X}}_3(0) &= \bar{\mathbf{X}}_1^2(0) + l_0^2, & \bar{\mathbf{X}}_4(0) &= \bar{\mathbf{X}}_2^2(0) + k_0^2, & \bar{\mathbf{X}}_5(0) &= 4\hbar \text{Re}(\alpha_0) \text{Im}(\alpha_0) \end{aligned} \quad (23)$$

associated with $\hat{H}(0)$ and $\omega_{\perp,0}$. At $\hat{H}(t_f)$ the target state has similar statistical moments with $\omega_{\perp}(t_f) = \omega_{\perp,f}$ and photon number $\alpha_f = \alpha_0 e^{-ig\omega_{\perp,0}}$ with $g = \int_0^{t_f} dt' / \rho^2$. As for the case of thermal states we observe in Fig. 4b how the shortcut drives the initial system until the desired target state independently of the expansion time t_f .

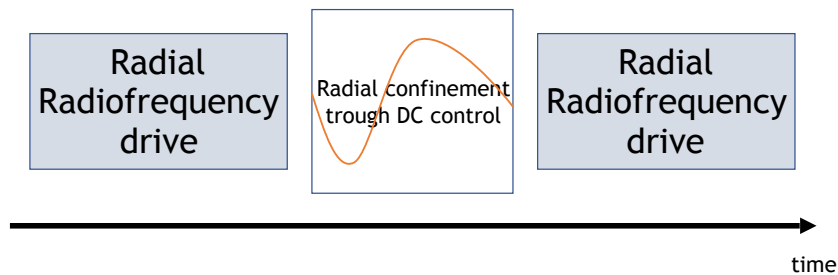


Figure 5. Experimental control sequence. The radial radiofrequency drive is switched off during the application of the shortcut to adiabaticity protocol on the dc electrodes, the shortcut changes the radial confinement.

Figure 5 shows the whole control sequence responsible for the shortcut to adiabaticity protocol which includes antitrapping potentials for short compression cycles. The radiofrequency is switched off during that time such that the DC control potentials can be kept at lower voltages. By construction the protocol keeps the fidelity at 1, but stable trapping conditions have to be maintained due to the anti-trapping potentials involved. In Fig. 6 we have verified that indeed phase stable trapping can be maintained due to the shortness of the anti-trapping potentials. We have included in the dynamics the whole experimental control sequence Fig. 5, where the trapping potential is given by Eq. (20) and the micromotion exerted on the ion due to the rf-driving has been taken into account. To include this micromotion, a simulation based on the velocity Verlet method was performed. Both the radiofrequency drive $\omega_{RF}/(2\pi)$ and the axial trapping $\omega_z/(2\pi)$ frequencies were set to 100 kHz. In order to avoid instability due to micromotion, the corresponding radiofrequency period is shorter than the shortcut duration produced in 20 ns. For this expansion time (see Fig. 3b), the adiabaticity parameter goes beyond the adiabatic regime for the linear and smooth ramps, thus making the shortcut necessary to ensure a perfect driving. Note, due to the zero-crossings of ω^2 , the adiabaticity parameter diverges, but this does not compromise the effectiveness of the shortcut. This is also apparent in Fig. 6a, where one can observe that a phase relation is maintained before and after the shortcut. In contrast, in Fig. 6b, although the ion remains trapped after the linear ramp the final evolved state is excited. The excitations modify the ion oscillations rotating the axis of the ellipse with respect to the original direction that corresponds to the final unexcited state.

6. Discussion

Making use of shortcuts to adiabaticity we have improved the efficiency of a heat pump for a single ion. The expansion protocol allows ultra-fast and high-fidelity processes through the use of transient non-confining potentials. The stability of the potential has been analyzed and the experimental feasibility discussed. The shortcut control has been improved according to experimental constrains, in particular minimizing the

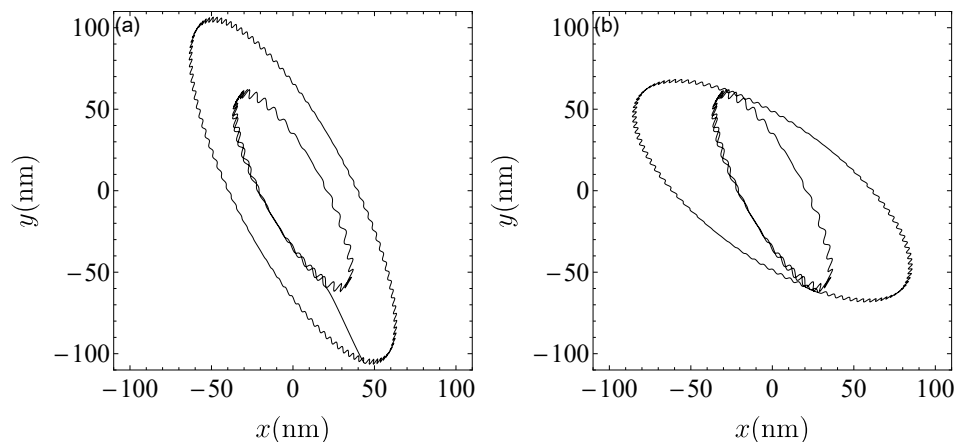


Figure 6. Simulation of the classical radial trajectory of the ion including the micro-motion effect for the whole experimental control sequence depicted in Fig. 5. The expansion time is 20 ns for both the shortcut (a) and the equivalent linear ramp (b). In both cases the initial radial trapping frequencies are $\omega_{\perp}(0)/(2\pi) = 3\text{MHz}$ and $\omega_{\perp}(20\text{ns})/(2\pi) = 1\text{MHz}$. The radiofrequency drive was set to $\omega_{\text{RF}}/(2\pi) = 100\text{MHz}$ with the axial trapping frequency being $\omega_z/(2\pi) = 100\text{kHz}$. Rest of parameters: $m = 40$ a.m.u.

required power and thus reducing the effect of noise produced by the controls. These improved controls could be useful since efficient heat pump extraction protocols provide new cooling mechanisms and constitute the basis of stroke heat engines/refrigerators [28] allowing us to test the laws of thermodynamics and get closer to the absolute zero temperature [29] in the single particle domain. The possibility to design different refrigerators based on the Otto cycle according to the performance of each stroke offers a new venue to design new heat pump protocols. As example, not only optimizing the compression/expansion strokes but also designing efficient trapping potentials at the isochores for the thermalization processes by controlling the trap frequencies $\omega(t)$. Additionally, using the temperature of the bath as a control could lead to new shortcut to adiabaticity such that the optimal performance of the heat pump would be achieved. These extensions are of additional interest also to different refrigerators types like the continuous refrigerator where the ion is in continuous contact with the bath [30], which might be easier to implement experimentally.

Acknowledgments

We acknowledge funding from MINECO/FEDER (Grants No. FIS2015-70856-P and No. FIS2015-67161-P), CAM PRICYT project QUITEMAD+CM S2013-ICE2801, and Basque Government (Grant No. IT986-16). K. S. acknowledges support by the german science foundation through the single ion heat engine project.

Appendix A. Invariant-based inverse engineering for pure states

Related to any Hamiltonian $\hat{H}(t)$ there are invariants of motion [16]

$$i\hbar \frac{\partial \hat{I}(t)}{\partial t} - [\hat{H}(t), \hat{I}(t)] = 0, \quad (\text{A.1})$$

with constant expectation values for any wave function satisfying the time-dependent Schrödinger equation

$$i\hbar \frac{\partial}{\partial t} |\Psi(t)\rangle = \hat{H}(t) |\Psi(t)\rangle. \quad (\text{A.2})$$

The invariant expands an orthonormal basis $|\phi_n(t)\rangle$ with constant eigenvalues λ_n ,

$$\hat{I}(t) = \sum_n |\phi_n(t)\rangle \lambda_n \langle \phi_n(t)|. \quad (\text{A.3})$$

These states can be used to express the dynamical wave function as a linear superposition of the “dynamical modes”

$$|\Psi(t)\rangle = \sum_n c_n |\psi_n(t)\rangle \quad \text{with} \quad |\psi_n(t)\rangle = e^{i\alpha_n(t)} |\phi_n(t)\rangle, \quad (\text{A.4})$$

c_n being the constant time-independent coefficients of the expansion with the Lewis-Riesenfeld phases defined as [16]

$$\alpha_n(t) = \frac{1}{\hbar} \int_0^t dt' \langle \phi_n(t') | i\hbar \frac{\partial}{\partial t'} - \hat{H}(t') | \phi_n(t') \rangle. \quad (\text{A.5})$$

Suppose that we want to drive the system by changing a control parameter $\epsilon(t)$ from an initial Hamiltonian $\hat{H}(\epsilon(t=0))$ with $\epsilon(t=0) = \epsilon_0$ to a final configuration governed by $\hat{H}(\epsilon(t=t_f))$, where $\epsilon(t=t_f) = \epsilon_f$ in such a way that the populations in the initial and final instantaneous basis are the same but transitions at intermediate times are allowed[†]. Our aim is to deduce the time dependency of the control $\epsilon(t)$ that enables us to perform this task. We assume that the structure of the Hamiltonian controlling the dynamics of the system is known, i.e., the dependency of $\hat{H} = \hat{H}(\epsilon)$ as a function of ϵ is known but not the time dependency of $\epsilon = \epsilon(t)$, which is our target. Once $\hat{H}(\epsilon)$ is known, a related invariant can be found using Eq. (A.1) and subsequently its eigenvectors $|\phi_n(\epsilon)\rangle$ [‡] and eigenvalues deduced. Then the state of the system at any time will be described by Eqs. (A.4) and (A.5) evolving during the whole process as a linear combination of the dynamical modes. Generally, notice that $\hat{I}(t=0)$ does not commute with $\hat{H}(t=0)$, then the eigenstates of the invariant do not coincide with those of the Hamiltonian. A similar situation occurs at $t=t_f$. Imposing the frictionless conditions $[\hat{I}(0), \hat{H}(0)] = 0$ and $[\hat{I}(t_f), \hat{H}(t_f)] = 0$ will allow us to deduce a control strategy $\epsilon = \epsilon(t)$ that guarantees a perfect state evolution without final excitations such that the initial and final states are compatible with the initial/final Hamiltonians [9, 10].

[†] More controls $\epsilon_1(t), \dots, \epsilon_n(t)$ can be considered but a single control is assumed for simplicity.

[‡] The relative phases between the eigenstates of the invariant allow different definitions of the $|\phi_n\rangle$ states; consequently the Lewis-Riesenfeld phase (A.5) is non-unique.

Appendix B. Fast expansion and compression of a harmonic trap

In this section we will apply the general formalism to a particular case corresponding to the expansion/compression of a time-dependent harmonic potential [9, 10, 12, 31, 32, 33, 26, 17]. We consider a particle of mass m trapped by an effectively 1D time dependent harmonic potential

$$\hat{H}(t) = \frac{\hat{p}^2}{2m} + \frac{1}{2}m\omega^2(t)\hat{q}^2 \quad (\text{B.1})$$

with an initial frequency $\omega(0) = \omega_0$ and a final trapping configuration that corresponds to $\omega(t_f) = \omega_f$. For $\omega_0 > \omega_f$ ($\omega_0 < \omega_f$) the process corresponds to an expansion (compression) of the trap. Our goal is to find the control $\omega(t)$ so that the system evolves from any eigenstate $|n(0)\rangle$ of $\hat{H}(\omega_0)$ at $t = 0$ to the corresponding eigenstate $|n(t_f)\rangle$ of $\hat{H}(\omega_f)$ at $t = t_f$. A dynamical invariant of the Hamiltonian (B.1) reads [18]

$$\hat{I}(t) = \frac{1}{2m}[b(t)p - m\dot{b}(t)q]^2 + \frac{1}{2}mc^2\frac{q^2}{b^2(t)}, \quad (\text{B.2})$$

where $b(t)$ is a free function of time satisfying the Ermakov equation [19]

$$\ddot{b}(t) + \omega^2(t)b(t) = \frac{c^2}{b^3(t)}, \quad (\text{B.3})$$

where for convenience we set the constant $c = \omega_0$. Defining $\hat{\pi} = b\hat{p} - m\dot{b}\hat{q}$ which is the conjugate momentum of $\hat{q}b$, we notice that the invariant (B.2) has the structure of a harmonic oscillator with constant frequency $c = \omega_0$. After computing the phases $\alpha_n(t) = -(n + 1/2)\omega_0 \int_0^t dt'/b^2(t')$ and using Eq. (A.4) we found the wave function of the system at any time. Considering a single mode with $\omega_0^2 > 0$

$$\begin{aligned} \Psi_n(q, t) \equiv \langle \hat{q} | \Psi_n(t) \rangle &= \left(\frac{m\omega_0}{\pi\hbar} \right)^{1/4} \frac{e^{i(m/2\hbar)(\dot{b}/b + i\omega_0/b^2)q^2}}{(2^n n! b)^{1/2}} \\ &\times e^{-i(n+1/2)\omega_0 \int_0^t dt'/b^2} H_n \left[\sqrt{\frac{m\omega_0}{\hbar}} \frac{q}{b} \right], \end{aligned} \quad (\text{B.4})$$

with H_n the n -order Hermite polynomial. The average energy for this state becomes [9]

$$\langle \hat{H}(t) \rangle_n = \frac{(2n+1)\hbar}{4\omega_0} \left(\dot{b}^2(t) + \omega^2(t)b^2(t) + \frac{\omega_0^2}{b^2(t)} \right), \quad (\text{B.5})$$

having a zero average position, a standard deviation

$$\Delta q_n^2(t) = \int_{-\infty}^{\infty} dq q^2 |\Psi_n(q, t)|^2 = \hbar b^2(t) \left(\frac{n+1/2}{m\omega_0} \right), \quad (\text{B.6})$$

and gives a physical meaning to $b(t)$. To set $|\Psi(0)\rangle$ and $|\Psi(t_f)\rangle$ as eigenstates of the initial and final Hamiltonians we impose the frictionless conditions $[\hat{H}(t_b) = \hat{I}(t_b)] = 0$ at the boundary times $t_b = 0, t_f$ that implies $b(0) = 1, b(t_f) = \gamma = (\omega_0/\omega_f)^{1/2}$, and $\dot{b}(0) = \dot{b}(t_f) = \ddot{b}(0) = \ddot{b}(t_f) = 0$. These boundary conditions are easily obtained making $\hat{I}(0) = \hat{H}(0)$ and $\hat{I}(t_f) = \gamma\hat{H}(t_f)$. The conditions for the second derivative follow from Eq. (B.3) that holds at all time in order to impose $\hat{I}(t)$ as a dynamical invariant of

$\hat{H}(t)$. Then any $b(t)$ fulfilling the previous six conditions at the extremes will produce the desired driving

$$\omega^2(t) = \frac{\omega_0^2}{b^4(t)} - \frac{\ddot{b}(t)}{b(t)} \quad (\text{B.7})$$

between the states of $\hat{H}(0)$ and $\hat{H}(t_f)$ independently of the expansion/compression time t_f . In order to satisfy (8) we interpolate $b(t) = \sum_{i=0}^5 a_i t^i$ with at least the same number of coefficients a_i as conditions over b . Solving for the coefficients we find $b(t) = 6(\gamma - 1)s^5 - 15(\gamma - 1)s^4 + 10(\gamma - 1)s^3 + 1$ where $s := t/t_f$. We can take advantage of the non-uniqueness of $b(t)$ at intermediate times to design more sophisticated $b(t)$ functions and additionally minimize or impose possible experimental constraints [26, 17, 34, 35, 36].

- [1] Blatt R and Wineland D 2008 *Nature* **453** 1008
- [2] Schäfer V, Ballance C, Thirumalai K, Stephenson L, Ballance T, Steane A and Lucas D 2018 *Nature* **555** 75
- [3] Friedenauer A, Schmitz H, Glueckert J T, Porras D and Schätz T 2008 *Nature Physics* **4** 757
- [4] Zhang X, Zhang K, Shen Y, Zhang S, Zhang J N, Yung M H, Casanova J, Pedernales J S, Lamata L, Solano E *et al.* 2018 *Nature communications* **9** 195
- [5] Rosenband T, Hume D, Schmidt P, Chou C W, Brusch A, Lorini L, Oskay W, Drullinger R E, Fortier T M, Stalnaker J *et al.* 2008 *Science* **319** 1808–1812
- [6] Schulte M, Lörch N, Leroux I D, Schmidt P O and Hammerer K 2016 *Physical review letters* **116** 013002
- [7] Roßnagel J, Dawkins S T, Tolazzi K N, Abah O, Lutz E, Schmidt-Kaler F and Singer K 2016 *Science* **352** 325–329
- [8] Abah O, Rosnagel J, Jacob G, Deffner S, Schmidt-Kaler F, Singer K and Lutz E 2012 *Physical review letters* **109** 203006
- [9] Chen X, Ruschhaupt A, Schmidt S, del Campo A, Guéry-Odelin D and Muga J G 2010 *Physical Review Letters* **104** 063002 ISSN 0031-9007 URL <https://link.aps.org/doi/10.1103/PhysRevLett.104.063002>
- [10] Torrontegui E, Ibáñez S, Martínez-Garaot S, Modugno M, del Campo A, Guéry-Odelin D, Ruschhaupt A, Chen X and Muga J G 2013 *Advances In Atomic, Molecular, and Optical Physics* **62** 117–169 ISSN 1049250X URL <http://www.sciencedirect.com/science/article/pii/B9780124080904000025>
- [11] Deng J, Wang Q h, Liu Z, Hänggi P and Gong J 2013 *Phys. Rev. E* **88**(6) 062122 URL <https://link.aps.org/doi/10.1103/PhysRevE.88.062122>
- [12] Del Campo A, Goold J and Paternostro M 2014 *Scientific reports* **4** 6208
- [13] Beau M, Jaramillo J and del Campo A 2016 *Entropy* **18**
- [14] Chotorlishvili L, Azimi M, Stagraczyński S, Toklikishvili Z, Schüler M and Berakdar J 2016 *Phys. Rev. E* **94**(3) 032116 URL <https://link.aps.org/doi/10.1103/PhysRevE.94.032116>
- [15] Deng S, Chenu A, Diao P, Li F, Yu S, Coulamy I, del Campo A and Wu H 2018 *Science Advances* **4** (Preprint <http://advances.sciencemag.org/content/4/4/ear5909.full.pdf>) URL <http://advances.sciencemag.org/content/4/4/ear5909>
- [16] Jr H R L and Riesenfeld W B 1969 *Journal of Mathematical Physics* **10** 1458–1473 (Preprint <https://doi.org/10.1063/1.1664991>) URL <https://doi.org/10.1063/1.1664991>
- [17] Levy A, Kiely A, Muga J G, Kosloff R and Torrontegui E 2018 *New Journal of Physics* **20** 025006 URL <http://stacks.iop.org/1367-2630/20/i=2/a=025006>
- [18] Lewis H R and Leach P G L 1982 *Journal of Mathematical Physics* **23** 2371–2374 ISSN 0022-2488 URL <http://aip.scitation.org/doi/10.1063/1.525329>

- [19] Ermakov V P 1880 *Univ. Izv. Kiev Series III* **9** 1
- [20] Glauber R J 1963 *Phys. Rev.* **131**(6) 2766–2788
- [21] Palmero M, Wang S, Guéry-Odelin D, Li J S and Muga J G 2016 *New Journal of Physics* **18** 043014
- [22] Weedbrook C, Pirandola S, García-Patrón R, Cerf N J, Ralph T C, Shapiro J H and Lloyd S 2012 *Rev. Mod. Phys.* **84**(2) 621–669 URL <https://link.aps.org/doi/10.1103/RevModPhys.84.621>
- [23] Banchi L, Braunstein S L and Pirandola S 2015 *Phys. Rev. Lett.* **115**(26) 260501 URL <https://link.aps.org/doi/10.1103/PhysRevLett.115.260501>
- [24] Tang T and Burkhardt C 2008 Hybrid mosfet/driver for ultra-fast switching *2008 IEEE International Power Modulators and High-Voltage Conference* pp 128–130 ISSN 1930-885X
- [25] Jones R M, Gerlich D and Anderson S L 1997 *Review of Scientific Instruments* **68** 3357–3362 (*Preprint* <https://doi.org/10.1063/1.1148297>) URL <https://doi.org/10.1063/1.1148297>
- [26] Levy A, Torrontegui E and Kosloff R 2017 *Phys. Rev. A* **96**(3) 033417 URL <https://link.aps.org/doi/10.1103/PhysRevA.96.033417>
- [27] Leibfried D, Blatt R, Monroe C and Wineland D 2003 *Rev. Mod. Phys.* **75**(1) 281–324 URL <https://link.aps.org/doi/10.1103/RevModPhys.75.281>
- [28] Kosloff R 1984 *The Journal of Chemical Physics* **80** 1625–1631 (*Preprint* <https://doi.org/10.1063/1.446862>) URL <https://doi.org/10.1063/1.446862>
- [29] Torrontegui E and Kosloff R 2013 *Phys. Rev. E* **88**(3) 032103 URL <https://link.aps.org/doi/10.1103/PhysRevE.88.032103>
- [30] Kosloff R and Levy A 2014 *Annual Review of Physical Chemistry* **65**(1) 365–93 URL <https://www.annualreviews.org/doi/abs/10.1146/annurev-physchem-040513-103724>
- [31] Torrontegui E, Chen X, Modugno M, Ruschhaupt A, Guéry-Odelin D and Muga J G 2012 *Phys. Rev. A* **85**(3) 033605 URL <https://link.aps.org/doi/10.1103/PhysRevA.85.033605>
- [32] Juliá-Díaz B, Torrontegui E, Martorell J, Muga J G and Polls A 2012 *Phys. Rev. A* **86**(6) 063623 URL <https://link.aps.org/doi/10.1103/PhysRevA.86.063623>
- [33] Yuste A, Juliá-Díaz B, Torrontegui E, Martorell J, Muga J G and Polls A 2013 *Phys. Rev. A* **88**(4) 043647 URL <https://link.aps.org/doi/10.1103/PhysRevA.88.043647>
- [34] Stefanatos D, Ruths J and Li J S 2010 *Physical Review A* **82** 063422 ISSN 1050-2947 URL <https://link.aps.org/doi/10.1103/PhysRevA.82.063422>
- [35] Chen X, Torrontegui E, Stefanatos D, Li J S and Muga J G 2011 *Physical Review A* **84** 043415 ISSN 1050-2947 URL <https://link.aps.org/doi/10.1103/PhysRevA.84.043415>
- [36] Torrontegui E, Lizuain I, González-Resines S, Tobalina A, Ruschhaupt A, Kosloff R and Muga J G 2017 *Physical Review A* **96** 022133 ISSN 2469-9926 URL <https://link.aps.org/doi/10.1103/PhysRevA.96.022133>