

On the Maximal Strength of a First-Order Electroweak Phase Transition and its Gravitational Wave Signal

John Ellis^{1,2,3}, Marek Lewicki¹, José Miguel No^{1,4}

¹Department of Physics, King's College London, Strand, WC2R 2LS London, UK

²Theoretical Physics Department, CERN, Geneva, Switzerland

³National Institute of Chemical Physics & Biophysics, R avala 10, 10143 Tallinn, Estonia

⁴Departamento de F ısica Te orica and Instituto de F ısica Te orica, IFT-UAM/CSIC, Cantoblanco, 28049, Madrid, Spain

E-mail: John.Ellis@cern.ch, Marek.Lewicki@kcl.ac.uk, Josemiguel.no@uam.es

Abstract. What is the maximum possible strength of a first-order electroweak phase transition and the resulting gravitational wave (GW) signal? While naively one might expect that supercooling could increase the strength of the transition to very high values, for strong supercooling the Universe is no longer radiation-dominated and the vacuum energy of the unstable minimum of the potential dominates the expansion, which can jeopardize the successful completion of the phase transition. After providing a general treatment for the nucleation, growth and percolation of broken phase bubbles during a first-order phase transition that encompasses the case of significant supercooling, we study the conditions for successful bubble percolation and completion of the electroweak phase transition in theories beyond the Standard Model featuring polynomial potentials. For such theories, these conditions set a lower bound on the temperature of the transition. Since the plasma cannot be significantly diluted, the resulting GW signal originates mostly from sound waves and turbulence in the plasma, rather than bubble collisions. We find the peak frequency of the GW signal from the phase transition to be generically $f \gtrsim 10^{-4}$ Hz. We also study the condition for GW production by sound waves to be *long-lasting* (GW source active for approximately a Hubble time), showing it is generally not fulfilled in concrete scenarios. Because of this the sound wave GW signal could be weakened, with turbulence setting in earlier, resulting in a smaller overall GW signal as compared to current literature predictions.

Contents

1	Introduction	2
2	First-order phase transitions with strong supercooling	3
2.1	Nucleation and bubble growth	3
2.2	More on bubble growth: hydrodynamics	6
2.3	Bubble percolation and reheating: completing the phase transition	8
3	Gravitational wave signals	10
4	Supercooled electroweak phase transitions in specific models	14
4.1	Standard Model with an $ H ^6/\Lambda^2$ interaction	14
4.2	Singlet scalar extension of the Standard Model	22
4.3	The case of conformal (dilaton-like) potentials	28
5	Conclusions	29
A	Effective potential for SM with $H ^6/\Lambda^2$	30

1 Introduction

There are many scenarios for physics beyond the Standard Model (BSM) that predict a first-order electroweak phase transition, a number of them motivated by the hope of realising electroweak baryogenesis [1–4]. Recently these models have enjoyed renewed attention because a strong phase transition is also a potential source of observable gravitational wave (GW) signals [5–37].

It is widely thought that a thermally-induced phase transition at the electroweak scale results in a GW signal in the frequency window where space-based interferometers such as LISA [38–40] offer the best hope of detection. It has also been suggested that strong supercooling could have resulted in the electroweak phase transition lasting much longer and ending at a significantly lower temperature¹. However, for long-lasting supercooled first-order phase transitions the field remaining in the initial vacuum generates an effective cosmological constant term, due to the non-zero energy of this false vacuum. If the transition lasts too long, the cosmological constant term eventually dominates over the red-shifting radiation background, and the horizons still occupied by undecayed false vacuum begin to inflate. In this case it may not be possible for the transition to complete successfully, echoing the well-known *graceful-exit* problem of old inflation [43].

In this work we provide a detailed treatment of supercooled cosmological first-order phase transitions (see [44, 45] for related work), taking into account the impact of the vacuum energy on the expansion of the Universe and discussing in detail the various stages of the transition: bubble nucleation, growth and percolation/reheating. We study the extent to which a supercooled electroweak phase transition is possible, investigating the maximal possible strength of an electroweak phase transition that completes successfully, and constraining the corresponding maximal GW signal.

¹It has been wrongly hypothesized that such a scenario could yield a GW signal from the electroweak phase transition peaking at a lower frequency than in the standard case and extending into the range of frequencies accessible to pulsar timing array (PTA) studies, much below the space-based interferometer band (see e.g. [41, 42]).

We illustrate this detailed treatment in two specific BSM scenarios with polynomial potentials, namely the Higgs effective field theory (EFT) with a dimension-6 term $\propto |H|^6$ and the SM with an extra real singlet scalar field. In both scenarios we obtain the GW spectrum produced by sound waves [46–48] and plasma turbulence [49–53]. We study the conditions for sound waves to be a long-lasting (active for more than a Hubble time) source of GW production, showing these are generically not fulfilled in these concrete BSM scenarios. This indicates that the sound wave GW signal could be weakened, with turbulence setting in relatively early. This would result in a smaller than predicted amplitude of the GW spectrum, revising previous estimates of the GW signal from the electroweak phase transition in BSM models [38].

However, we note that the above results may not hold in the particular case of the electroweak phase transition triggered by conformal dynamics [14, 35, 36, 54–62]. After discussing general features of such a scenario, we leave a detailed analysis for future work.

This paper is organized as follows: In Section 2 we review the formalism used to describe the various stages of phase transition dynamics, and introduce the new elements needed when the vacuum energy of the unstable minimum becomes cosmologically relevant. Then, in Section 3 we describe the method of extracting parameters relevant for a GW signal from a cosmological first-order phase transition that is also appropriate for supercooled scenarios, and discuss the computation of the GW spectrum from the electroweak phase transition in such a case. In Section 4 we apply the above formalism to two BSM scenarios: the SM supplemented with a dimension-six $|H|^6$ EFT operator and the SM with an extra real singlet scalar field, and also discuss briefly the case of conformal scenarios. Finally, we present our conclusions in Section 5. The Appendix contains some technical details of our calculations.

2 First-order phase transitions with strong supercooling

2.1 Nucleation and bubble growth

We begin by reviewing the formalism governing the nucleation of bubbles in first-order phase transitions, and discuss in detail the specific case of a supercooled transition. Our starting point is the decay rate of the false vacuum [63–65]:

$$\Gamma(T) \simeq \max \left[T^4 \left(\frac{S_3}{2\pi T} \right)^{\frac{3}{2}} \exp(-S_3/T), R_0^{-4} \left(\frac{S_4}{2\pi} \right)^2 \exp(-S_4) \right], \quad (2.1)$$

where the first term corresponds to the thermally-induced decay rate, and the second to quantum tunnelling, which can dominate at very low temperatures when there is a potential barrier between vacua at $T = 0$. In (2.1), S_3 and S_4 are the 3- and 4-dimensional Euclidean actions for the $O(3)$ - and $O(4)$ -symmetric tunnelling (“bounce”) solutions, respectively, and R_0 is the size of the nucleating bubble in the latter case.

Once the decay rate is obtained in some specific model, of which we discuss examples in Section 4, one can compute the nucleation temperature T_n at which one bubble is nucleated per horizon on average, given by

$$N(T_n) = \int_{t_c}^{t_n} dt \frac{\Gamma(t)}{H(t)^3} = \int_{T_n}^{T_c} \frac{dT}{T} \frac{\Gamma(T)}{H(T)^4} = 1, \quad (2.2)$$

where in the second step we have used the adiabatic time-temperature relation

$$\frac{dt}{dT} = -\frac{1}{T H(T)}, \quad (2.3)$$

and T_c is the temperature at which the two minima are degenerate, below which the decay of the false vacuum becomes possible.

In the case of a fast phase transition it is customary to assume also that the transition finishes at a temperature $\simeq T_n$. However, a more accurate prescription, valid in a general case, is obtained in terms of the probability of finding a point still in the false vacuum, given by [66, 67]

$$P(t) = e^{-I(t)}, \quad I(t) = \frac{4\pi}{3} \int_{t_c}^t dt' \Gamma(t') a(t')^3 r(t, t')^3, \quad (2.4)$$

where $a(t')$ is the Friedmann-Robertson-Walker scale factor and $r(t, t')$ is the comoving size of a bubble nucleated at t' after growing until t :

$$r(t, t') = \int_{t'}^t \frac{v_w d\tilde{t}}{a(\tilde{t})}, \quad (2.5)$$

where v_w is the wall velocity of the expanding bubble, which we discuss in more detail in Section 2.2. The exponent $I(t)$ in (2.4) yields the amount of true vacuum volume per unit comoving volume, where $\Gamma(t')$ and $a(t')^3$ are the nucleation rate per unit time and the unit comoving volume, respectively.

A common way to proceed has been to assume radiation domination and compute the above expressions in terms of the temperature. However, for scenarios with strong supercooling due to the existence of a potential barrier between minima that persists down to $T = 0$, it is possible for the energy associated with the non-zero value of the potential in the false vacuum - which acts as a “cosmological constant” - to become important and even dominate at low temperatures [43]. In this case the Friedmann equation becomes, in terms of the radiation and vacuum energy densities ρ_R and ρ_V :

$$H^2 = \frac{1}{3M_{\text{pl}}^2} (\rho_R + \rho_V) = \frac{1}{3M_{\text{pl}}^2} \left(\frac{T^4}{\xi_g^2} + \Delta V \right) = H_V^2 (\chi^{-1} + 1), \quad (2.6)$$

with $\xi_g = \sqrt{30/(\pi^2 g_*)}$, where $g_* = 106.75$ is the number of degrees of freedom in the plasma (which we assume to be constant, for simplicity), $M_{\text{pl}} = 2.435 \times 10^{18}$ GeV and we have defined $\chi \equiv \rho_V/\rho_R$ and $H_V^2 \equiv \Delta V/(3M_{\text{pl}}^2)$.

Using (2.5) and (2.6), and assuming $v_w \simeq 1$, the comoving size of bubbles $r(T, T')$ (with $T' > T$) is given by

$$a(T') r(T, T') = a(T') \int_T^{T'} \frac{d\tilde{T}}{\tilde{T} H(\tilde{T}) a(\tilde{T})} = \frac{1}{T'} \int_T^{T'} \frac{d\tilde{T}}{H_V \sqrt{1 + \chi(\tilde{T})^{-1}}}, \quad (2.7)$$

which can readily be computed in terms of elliptic functions. From (2.4), the volume fraction converted to the true vacuum $I(T)$ is then

$$I(T) = \frac{4\pi}{3} \int_T^{T_c} \frac{dT' \Gamma(T')}{H_V T'^4 \sqrt{1 + \chi(T')^{-1}}} \left(\int_T^{T'} \frac{d\tilde{T}}{H_V \sqrt{1 + \chi(\tilde{T})^{-1}}} \right)^3. \quad (2.8)$$

It is possible to obtain approximate analytic solutions to (2.7) and (2.8) by assuming that one of the components dominates the r.h.s. of (2.6), and defining the temperature T_V (with

$\chi(T_V) = 1$) below which the vacuum energy ΔV dominates:

$$\frac{T_V^4}{\xi_g^2} = \Delta V \implies H(T) = \begin{cases} H_R(T) = \frac{T^2}{\sqrt{3} M_{\text{pl}} \xi_g}, & T > T_V, \\ H_V = \frac{T_V^2}{\sqrt{3} M_{\text{pl}} \xi_g}, & T < T_V. \end{cases} \quad (2.9)$$

We assume that the potential difference between the false and true vacua ΔV (and thus H_V) is temperature-independent, which is a good approximation at sufficiently low temperature, as in the strong supercooling case of interest to us. There is then a contribution to (2.7) from bubble growth during vacuum domination ($T \leq T' \leq T_V$):

$$a(T') r_V(T, T') = \frac{1}{T'} \int_T^{T'} \frac{d\tilde{T}}{H_V} = \frac{1}{H_V} \frac{T' - T}{T'}, \quad (2.10)$$

as well as from bubbles nucleated during radiation domination and evolving down to vacuum domination ($T \leq T_V \leq T'$), given by

$$\begin{aligned} a(T') r_{\text{RV}}(T, T') &= \frac{1}{T'} \left(\int_{T_V}^{T'} \frac{d\tilde{T}}{H_R(\tilde{T})} + \int_T^{T_V} \frac{d\tilde{T}}{H_V} \right) \\ &= \frac{1}{T' H_V} \left(2T_V - T - \frac{T_V^2}{T'} \right). \end{aligned} \quad (2.11)$$

The probability for a point in space to remain in the false vacuum at a temperature $T < T_V$ is then $P_{\text{RV}}(T) = e^{-I_{\text{RV}}(T)}$, with

$$\begin{aligned} I_{\text{RV}}(T) &= \frac{4\pi}{3} \left(\int_{T_V}^{T_c} \frac{dT' \Gamma(T')}{T' H_R(T')} a(T')^3 r_{\text{RV}}^3(T, T') + \int_T^{T_V} \frac{dT' \Gamma(T')}{T' H_V} a(T')^3 r_V^3(T, T') \right) \\ &= \frac{4\pi}{3 H_V^4} \left(\int_{T_V}^{T_c} \frac{dT' \Gamma(T')}{T'^6} T_V^2 \left(2T_V - T - \frac{T_V^2}{T'} \right)^3 + \int_T^{T_V} \frac{dT' \Gamma(T')}{T'} \left(1 - \frac{T}{T'} \right)^3 \right). \end{aligned} \quad (2.12)$$

We can compare these expressions with the analogous ones assuming radiation domination (i.e. neglecting ΔV in (2.6)):

$$\begin{aligned} a(T') r_R(T, T') &= \frac{1}{T'} \int_T^{T'} \frac{d\tilde{T}}{H_R(\tilde{T})} = \frac{\sqrt{3} M_{\text{pl}} \xi_g}{T'} \int_T^{T'} \frac{d\tilde{T}}{\tilde{T}^2} = \frac{\sqrt{3} M_{\text{pl}} \xi_g}{T'} \left(\frac{1}{T} - \frac{1}{T'} \right), \quad (2.13) \\ I_R(T) &= \frac{4\pi}{3} \int_T^{T_c} \frac{dT' \Gamma(T')}{T' H_R(T')} a(T')^3 r_R^3(T, T') = 12\pi (M_{\text{pl}} \xi_g)^4 \int_T^{T_c} \frac{dT' \Gamma(T')}{T'^6} \left(\frac{1}{T} - \frac{1}{T'} \right)^3. \end{aligned} \quad (2.14)$$

The difference in bubble growth between a purely radiation-dominated scenario and that of (2.6), featuring a transition from radiation to vacuum domination, is shown in Figure 1. It demonstrates that the analytic approximation (2.11) to the exact growth (2.7) works very well, and shows the change in the bubble expansion for $T < T_V$. Specifically, it highlights that once the vacuum energy dominates the bubbles only grow to a finite size in comoving coordinates [43] (recall (2.5) and (2.10)):

$$r_V(t \rightarrow \infty, t') = v_w \int_{t'}^{\infty} \frac{d\tilde{t}}{e^{H_V \tilde{t}}} = \frac{v_w}{H_V} e^{-H_V t'}. \quad (2.15)$$

In this way, bubbles separated by a distance larger than twice (2.15) (in comoving coordinates) when they nucleate will never meet. This has a crucial impact on percolation and the completion of the transition, which we discuss in Section 2.3.

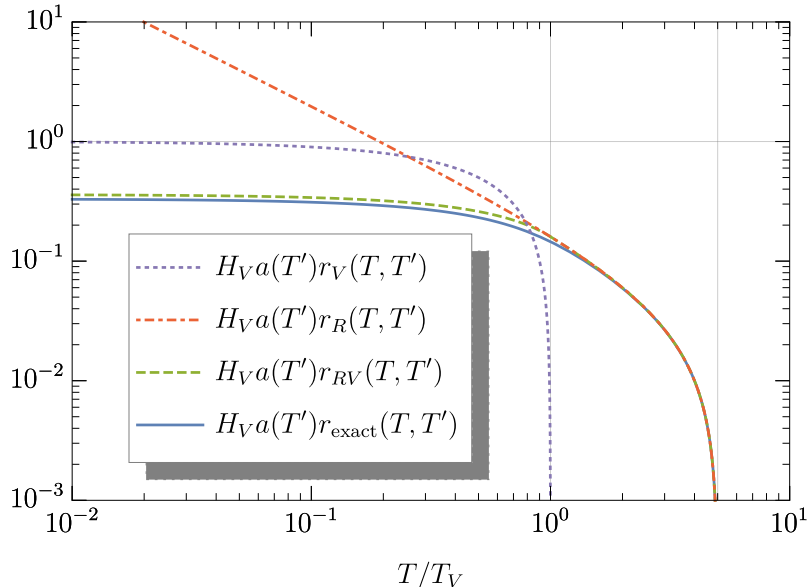


Figure 1. The normalized size $H_V a(T') r(T, T')$ of a bubble nucleated at $T' = 5 T_V$, as a function of T/T_V , for pure radiation domination (2.7) (red dot-dashed line), the approximate vacuum domination solution (2.11) (green dashed line), and the exact (2.7) (solid blue line) evolution from radiation to vacuum domination. We also show the size of a bubble nucleated at $T = T_V$ and growing in vacuum (2.10) (purple dashed line). We have verified these behaviours in all four cases using the specific models from Section 4.

2.2 More on bubble growth: hydrodynamics

In this Section we delve into the details of the bubble expansion, which will be of importance when discussing the generation of GWs from the phase transition in Section 3.

We start by discussing briefly why, in the case of a very strong cosmological first-order phase transition, the bubbles are expected to expand with a velocity $v_w \rightarrow 1$. A leading-order evaluation of the friction on a phase transition bubble expanding at ultrarelativistic speeds $\gamma \gg 1$ [68] showed that the relativistic flux of particles crossing the bubble wall exert only a bounded, i.e., independent of γ in the $\gamma \rightarrow \infty$ limit, pressure on the wall: $\Delta \mathcal{P}_{\text{LO}} \sim \Delta m^2 T^2$, where Δm denotes the particle’s change of mass across the phase boundary. Hence, if the pressure difference produced by the difference in vacuum free energy ΔV exceeds the friction $\Delta \mathcal{P}$, the bubble wall keeps on accelerating to highly relativistic velocities with no upper bound on γ , a situation known as “runaway” [68].

Higher-order contributions to the friction have recently been evaluated [69], and shown to scale roughly as $\Delta \mathcal{P}_{\text{NLO}} \sim \gamma g^2 \Delta m T^3$ for the electroweak phase transition, where g is the electroweak gauge coupling. This implies that the bubbles reach a state expanding with $\gamma \sim \Delta V / (g^2 \Delta m T^3) \gg 1$ shortly after nucleation, even if ΔV exceeds the leading-order friction $\Delta \mathcal{P}_{\text{LO}}$, as expected for very strong phase transitions. Still, the leading-order runaway criterion allows us to assess the expansion of bubbles at ultrarelativistic velocities $v_w \rightarrow 1$ [68], and we employ it below when discussing explicit models in Section 4.

When the bubble reaches a terminal expansion velocity, the subsequent bubble growth in the presence of a thermal plasma can be described via a hydrodynamical treatment [70–75], whose most relevant aspects we review here (see [74] for a detailed discussion). This

hydrodynamic description assumes that the plasma is in local thermal equilibrium and can be described by a perfect fluid, with an energy-momentum tensor $T_{\mu\nu} = wU_\mu U_\nu - g_{\mu\nu}p$. Here p is the pressure, $w = T(\partial p/\partial T)$ is the enthalpy and U_μ the four-velocity field of the plasma:

$$U_\mu = \frac{(1, \vec{v})}{\sqrt{1 - |\vec{v}|^2}} = (\gamma, \gamma \vec{v}). \quad (2.16)$$

The behaviour of the plasma can then be obtained from the conservation of energy and momentum, $\partial_\mu T^{\mu\nu} = 0$, with the appropriate boundary conditions on the bubble wall, where conservation of energy-momentum becomes non-trivial due to a non-zero change in pressure across the phase boundary: $\Delta p = -\Delta V$. The equations that match energy-momentum across the bubble wall (with “+” denoting the symmetric phase and “-” the broken phase) read

$$w_+ \gamma_+^2 v_+^2 + p_+ = w_- \gamma_-^2 v_-^2 + p_- \quad , \quad w_+ \gamma_+^2 v_+ = w_- \gamma_-^2 v_- \quad , \quad (2.17)$$

with $v = |\vec{v}|$. From these equations, and assuming an appropriate equation of state (EoS) for the fluid, one arrives at the relation ²

$$v_+ = \frac{1}{1 + \alpha} \left[\left(\frac{v_-}{2} + \frac{1}{6v_-} \right) \pm \sqrt{\left(\frac{v_-}{2} + \frac{1}{6v_-} \right)^2 + \alpha^2 + \frac{2}{3}\alpha - \frac{1}{3}} \right]. \quad (2.18)$$

Here $\alpha(T)$ is the latent heat of the transition ³ normalized to the radiation energy of the plasma ρ_R in the symmetric phase (outside the bubbles):

$$\alpha(T) = \frac{\Delta V(T) - T \frac{\partial \Delta V(T)}{\partial T}}{\rho_R}. \quad (2.19)$$

Away from the bubble wall, energy-momentum conservation of the plasma yields

$$\partial_\mu T^{\mu\nu} = U^\nu \partial_\mu (U^\mu w) + U^\mu w \partial_\mu U^\nu - \partial^\nu p = 0. \quad (2.20)$$

We consider a spherically-symmetric bubble configuration. In addition, as there are no characteristic length scales in the system apart from the microphysical (EW) scale and the Hubble radius, the velocity and temperature profiles of the plasma show a self-similar behaviour, depending only on the combination $\xi = r/t$, where r is the distance from the centre of the bubble and t is the time since nucleation. Then, from (2.20) we obtain the equation describing the plasma velocity profile $v(\xi)$:

$$\frac{2v}{\xi} = \frac{1 - \xi v}{1 - v^2} \left[\frac{1}{c_s^2} \frac{(\xi - v)}{(1 - \xi v)} - 1 \right] \partial_\xi v, \quad (2.21)$$

where c_s is the speed of sound in the plasma, which is given by $c_s^2 = 1/3$ in a relativistic fluid. For $v_w \rightarrow 1$, the solution to (2.21) with the appropriate boundary conditions on the phase

²The relation (2.18) is usually derived in the context of the bag-model EoS, which follows from a relativistic gas approximation. It has nevertheless been shown in [74] to hold in a more general context.

³For the case of strong phase transitions considered in this work, the definition of α in terms of the latent heat or in terms of the free-energy difference $\Delta V(T)$, which would yield $\alpha(T) = \chi(T)$ (recall eq. (2.6)), are approximately equivalent. However, for the case of weak phase transitions it is not completely settled how α should be defined precisely [76].

boundary (the + branch of (2.18) with $v_w = v_+$ and $v_- \geq c_s$, see [74] for details) is called a “detonation” (see Figure 2), with the velocity of the fluid just behind the phase boundary given by

$$v(\xi = v_w \rightarrow 1) = \frac{3\alpha}{2 + 3\alpha}. \quad (2.22)$$

The above discussion can easily be extended to $v_w < 1$, with detonation solutions being realized for a given value of α down to a minimum value of v_w (given by the condition $v_- = c_s$), below which other fluid solutions (“deflagrations” and “hybrids”, see [74]) are instead realized, a regime we do not consider in this work.

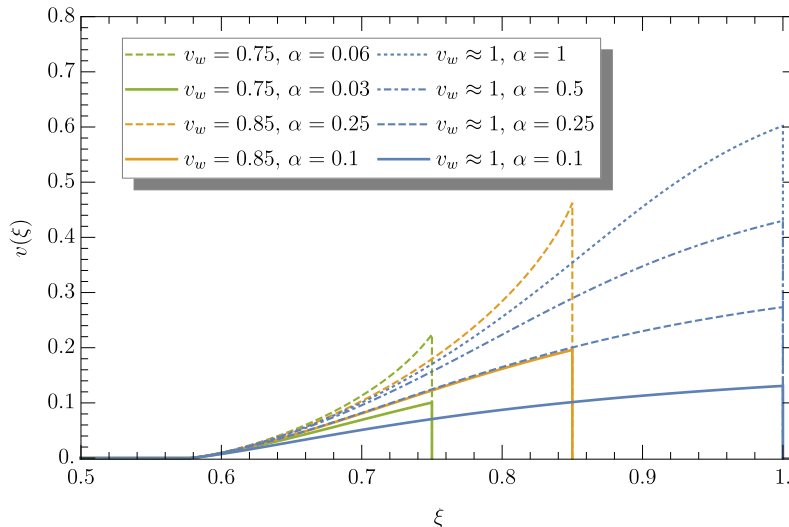


Figure 2. Detonation plasma velocity profile $v(\xi)$ for various values of α and v_w .

Before continuing, we define two quantities (related to each other) that will appear in the analysis of GW signatures later on. The first is the root-mean-square four-velocity of the plasma \bar{U}_f , which for a single expanding bubble as discussed above reads [48]

$$\bar{U}_f^2 = \frac{3}{v_w^3} \int_{c_s}^{v_w} \xi^2 \frac{v^2}{1 - v^2} d\xi. \quad (2.23)$$

The second is the “efficiency” ratio of the plasma kinetic energy to the available energy of the transition (the latent heat), given by

$$\kappa = \frac{3}{\alpha \rho_R v_w^3} \int_{c_s}^{v_w} w \xi^2 \frac{v^2}{1 - v^2} d\xi, \quad (2.24)$$

where $w(\xi)$ is the enthalpy profile of the plasma [74].

2.3 Bubble percolation and reheating: completing the phase transition

In the standard radiation-dominated scenario, bubbles are assumed to percolate when $I(T) \gtrsim n_c = 0.34$. This is the ratio of the volume in equal-size and randomly-distributed spheres (including overlapping regions) to the total volume of space for which percolation occurs in three-dimensional Euclidean space [77], and implies that at least 34% of the (comoving) volume has been converted to the true minimum, leading then to the completion of the phase

transition for $P(T) \lesssim 0.7$. The percolation temperature can then be approximately defined as ⁴ $I(T_p) = 0.34$.

However, this simple percolation criterion is known to be misleading in a vacuum-dominated scenario, as the false vacuum is inflating and percolation may never be achieved in this case [43], even though $P(t)$ decreases with time and can reach the required value, since

$$\begin{aligned} I_V(t) &= \frac{4\pi}{3} \int_{t_c}^t dt' \Gamma(t') a_V(t')^3 r_V(t, t')^3 = \frac{4\pi}{3} \left(\frac{v_w}{H_V} \right)^3 \int_{t_c}^t dt' \Gamma(t') \left(1 - e^{-H_V(t-t')} \right)^3 \\ &\xrightarrow{t \rightarrow \infty} \frac{4\pi}{3} \left(\frac{v_w}{H_V} \right)^3 \Gamma \times t, \end{aligned} \quad (2.25)$$

where in the last step we have assumed a constant Γ in the $t \rightarrow \infty$ limit. Instead, a necessary requirement for successful completion of the phase transition is that the physical volume of the false vacuum $\mathcal{V}_{\text{false}} \propto a(t)^3 P(t)$ decreases [44] around/after percolation. This is a strong requirement, since not only does the probability $P(t)$ need to decrease, it has to drop faster than the increase in the volume of the space, which is inflating in the case of vacuum domination. This condition reads

$$\frac{1}{\mathcal{V}_{\text{false}}} \frac{d\mathcal{V}_{\text{false}}}{dt} = 3H(t) - \frac{dI(t)}{dt} = H(T) \left(3 + T \frac{dI(T)}{dT} \right) < 0. \quad (2.26)$$

Intuitively, one would evaluate this condition at the percolation temperature T_p and conclude that the transition ends successfully with percolation provided it is fulfilled. However, as we discuss below in specific models, there usually exists a region in the parameter space with an even stronger transition for which this criterion is not satisfied at T_p but becomes true at some lower temperature. We will indicate when such situations occur, keeping in mind that successful percolation is then not guaranteed as in transitions for which the above criterion is never fulfilled, though it cannot be immediately disproved. We will see in the models studied in the following Sections that condition (2.26) severely limits the duration of the vacuum-domination period, and leads in general to a lower bound on T_p , constraining the possible amount of supercooling.

The criterion (2.26) may also be compared to the one originally used in [43] for strongly supercooled phase transitions. Expanding $I(t)$ around some instant t_0 , the percolation criterion from [43] reads

$$\epsilon \equiv \frac{3}{4\pi H(t_0)} \left. \frac{dI(t)}{dt} \right|_{t_0} > \frac{9n_c}{4\pi} \simeq 0.243, \quad (2.27)$$

which is automatically fulfilled (a weaker condition) if (2.26) is satisfied at time t_0 .

A reheating process takes place after successful percolation, and for strongly supercooled phase transitions this brings the system back to a state of radiation domination. If (2.26) is satisfied at $T = T_p$, we may assume reheating to be a relatively fast process that occurs as percolation happens (in contrast, when (2.26) is only satisfied at some temperature lower than T_p , percolation, if successful, is bound to be a fairly slow process, and the same should be assumed for reheating). Then, immediately after percolation the Universe would evolve

⁴Some early works in the context of cosmological first-order phase transitions [78] defined the onset of bubble coalescence as $P(t_0) = 1/e \rightarrow I(t_0) = 1$, yielding a slightly lower percolation temperature.

into a state of radiation domination with a temperature T_{rh} given by ⁵:

$$T_{\text{rh}} \simeq T_p [1 + \alpha(T_p)]^{1/4} . \quad (2.28)$$

A more quantitative picture of the reheating process could in principle be obtained in the following way: *(i)* For small plasma velocities $v(\xi) \ll 1$, the superposition of fluid shells is approximately a linear process and gives rise to sound waves [46]. *(ii)* In this case, the average temperature of the plasma during/after percolation can be obtained from the linear, random superposition of plasma shells. The temperature profile for each plasma shell can be obtained using the hydrodynamical treatment discussed in Section 2.2. *(iii)* When the sound waves in the plasma cease to be active due to the increase of non-linearities, the bulk-motion kinetic energy stored in the fluid is used to heat the plasma up further and the reheating process is completed.

We note that since both the thermal and kinetic energy of the fluid contribute to the radiation energy density, under the assumption of relatively fast reheating we have ⁶ $H(T_p) \simeq H(T_{\text{rh}})$ as a result of energy conservation. As such, the details of the reheating process are not very crucial. However, we stress that reheating poses a fundamental challenge to shifting the GW frequency from the electroweak phase transition below the space-based interferometer range of frequencies and towards the PTA band (e.g. invalidating the claim made in [41, 42]).

3 Gravitational wave signals

We now turn to the discussion of GWs from supercooled phase transitions. Throughout this work, we assume that the production of GWs from the phase transition occurs around $T = T_p$. The key parameters from the phase transition used conventionally to determine the GW spectrum are v_w , α (defined in (2.19)) and the parameter β/H [5–7], which yields the approximate timescale of the transition in terms of the Hubble parameter H . (Alternatively, one may consider the relevant length scale for GW generation instead of β , as we discuss below).

As has been discussed in Section 2.2, α describes the available energy from the transition, normalized to the radiation energy of the plasma. For strong, supercooled transitions

$$\alpha(T_p) \simeq \chi(T_p) = \frac{\Delta V(T_p)}{\rho_{\text{R}}(T_p)} . \quad (3.1)$$

For a fast cosmological first-order phase transition occurring during radiation domination, the parameter β is conventionally defined in terms of the false vacuum decay rate (2.1) as

$$\Gamma \propto e^{-\frac{S_3(T)}{T}} = e^{\beta(t-t_0) + \dots} . \quad (3.2)$$

This means the nucleation rate rises exponentially, and the timescale of the transition is given by (minus) the first derivative of the thermal bounce action $S_3(T)/T$ (the action of the

⁵We note the lack of an efficiency factor κ accompanying α in (2.28), in contrast to the result in [42]. This is because [42] includes only the reheating contribution from the energy conversion of plasma bulk motion, and does not take into account the plasma heating occurring already during the expansion of the bubbles [74]. In addition, the above expression assumes the number of relativistic degrees of freedom to be similar in the two phases, which is in any case well-justified for strong supercooling in the symmetric, unstable phase.

⁶We thank Mark Hindmarsh for reminding us of this.

bounce field solution driving the thermal tunnelling [64, 65]) in a Taylor expansion around some time t_0 , yielding

$$\beta = \beta_R \equiv -\frac{d}{dt} \left(\frac{S_3(T)}{T} \right) \Big|_{t=t_0} = H(T) T \frac{d}{dT} \left(\frac{S_3(T)}{T} \right) \Big|_{T=T_0}. \quad (3.3)$$

For t_0 corresponding to $P(t_0) = 1/e$ ($I(t_0) = 1$), the bubble number density is [78]

$$n_B = (R_{*R})^{-3} = \frac{1}{8\pi} \left(\frac{\beta}{v_w} \right)^3, \quad (3.4)$$

yielding a direct relation between β and the mean bubble centre separation (in the case of a fast phase transition) R_{*R} . This relation is approximately maintained at $T = T_p$.

For very strong phase transitions, a potential barrier between the symmetric and broken phases may still be present at $T = 0$, which results in $S_3(T)/T$ having a minimum at some finite T . The linear approximation (3.2) may then break down [45, 79] (see also [80]), as the first derivative of the bounce action can vanish (the timescale of the transition defined by (3.3) then yields $\beta_R \rightarrow 0$ and even turns negative). In this case, going to the next order in the Taylor expansion of the bounce action, we obtain a Gaussian approximation

$$\Gamma \propto e^{-\frac{S_3(T)}{T}} = e^{-\frac{1}{2}\beta_V^2(t-t_m)^2 + \dots}, \quad (3.5)$$

where t_m corresponds to $(d/dt)(S_3(T)/T)|_{t=t_m} = 0$, and β_V is given by

$$\beta_V \equiv \sqrt{\frac{d^2}{dt^2} \left(\frac{S_3(T)}{T} \right) \Big|_{t=t_m}} = H(T) T \sqrt{\frac{d^2}{dT^2} \left(\frac{S_3(T)}{T} \right) \Big|_{T=T_m}}. \quad (3.6)$$

In this scenario the majority of the bubbles are nucleated around time t_m , and the bubble number density at this time is given by [80] (we set $v_w \rightarrow 1$, as expected for a very strong phase transition):

$$n_B = (R_{*V})^{-3} \simeq \sqrt{2\pi} \frac{\Gamma(T_m)}{\beta_V}, \quad (3.7)$$

with R_{*V} the mean bubble separation in this limit. It is nevertheless clear that the regime in which the approximation (3.5) is valid will only be relevant for GW generation if $T_p \lesssim T_m$, since otherwise (3.2) holds down to T_p .

In the general case, the bubble number density at time t can be written in terms of $P(t)$ and $\Gamma(t)$ as [44, 78]:

$$n_B = (R_*)^{-3} = \int_{t_c}^t dt' \frac{a(t')^3}{a(t)^3} \Gamma(t') P(t'). \quad (3.8)$$

The mean bubble separation R_* may be regarded as the relevant length scale for the generation of GWs from the phase transition (see e.g. the discussion in [48]). In this work we argue for a related, but we believe quantitatively more appropriate, choice for the GW length scale as follows:

- At time t the physical size of bubbles nucleated at some earlier time t' is given by

$$R(t, t') = a(t) r(t, t'). \quad (3.9)$$

- From (3.8) the distribution of bubble sizes at temperature T is

$$\frac{dn}{dR}(t, R) = -\frac{dt'}{dR} \frac{a(t'(R))^3}{a(t)^3} \Gamma(t'(R)) P(t'(R)). \quad (3.10)$$

where both $t'(R)$ and dt'/dR may be obtained by inverting (3.9).

- As the dominant contribution to the GW generation comes from the bubbles that contain the largest fraction of the energy budget of the phase transition (see [81] and Appendix A of [82] for a related discussion), the relevant GW length scale should be of the order of the bubble size for which the energy distribution is maximized ⁷ as a function of R :

$$\mathcal{E}_B(t, R) \equiv R^3 \frac{dn}{dR}(t, R). \quad (3.11)$$

In obtaining $dt'/dR = (-1/H(T')T') dT'/dR$ to maximize $\mathcal{E}_B(t, R)$, we can use the approximation (2.9) and consider separately the cases $T_p > T_V$ and $T_p < T_V$. In the former case, bubbles expand during radiation domination (recall (2.13)), and we have

$$T' = T_p \frac{1}{1 - \frac{T_p^2}{T_V^2} (H_V R)}. \quad (3.12)$$

In the latter case, bubbles expand during both vacuum and radiation domination (recall (2.10) and (2.11)), and we have

$$T' = \begin{cases} T_p (1 + H_V R), & H_V R < \frac{T_V}{T_p} - 1, \\ T_V \frac{1}{2 - \frac{T_p}{T_V} (1 + H_V R)}, & H_V R > \frac{T_V}{T_p} - 1. \end{cases} \quad (3.13)$$

We show in Figure 3 the distribution $\mathcal{E}_B(t, R)$ (normalized to the total energy stored in the bubbles at T_p) for two representative scenarios from Section 4.1 featuring $T_p > T_V$ and $T_p < T_V$, respectively. In each case we highlight the value of R for which the energy distribution is maximal, R_{MAX} , together with the mean bubble separation R_* for the purpose of comparison. Figure 3 illustrates that in specific scenarios the difference between R_{MAX} and R_* can sometimes be sizeable. We further note that the length scale fixing the peak of the GW spectrum does not correspond to the size of the bubble R_{MAX} but rather to the thickness of its fluid shell [83], which for $v_w \rightarrow 1$ is given by $(1 - c_s)R_{\text{MAX}} \simeq 0.422 R_{\text{MAX}}$. The relevant scale for GW generation (yielding the peak of the GW power spectrum) is then given by ⁸ $\bar{R} \sim (v_w - c_s)R_{\text{MAX}}$.

As already argued in Section 2.2, in the presence of the surrounding thermal plasma the growing bubbles can only accelerate for a short amount of time before they reach a time-independent expansion rate. From that moment on, the energy is mostly pumped into fluid shells around the bubbles (e.g. corresponding to the detonation profiles discussed in Section 2.2), leading to only a negligible fraction of the energy being carried by the Higgs bubble walls. Only an extreme dilution of the plasma due to supercooling could allow the

⁷Since the energy budget of a bubble scales with its volume R^3 .

⁸The impact of the continuous increase of R_{MAX} during the completion of the transition and the generation of GWs, which may yield an extra source of GW power on scales larger than \bar{R} [84], is currently under debate [85].

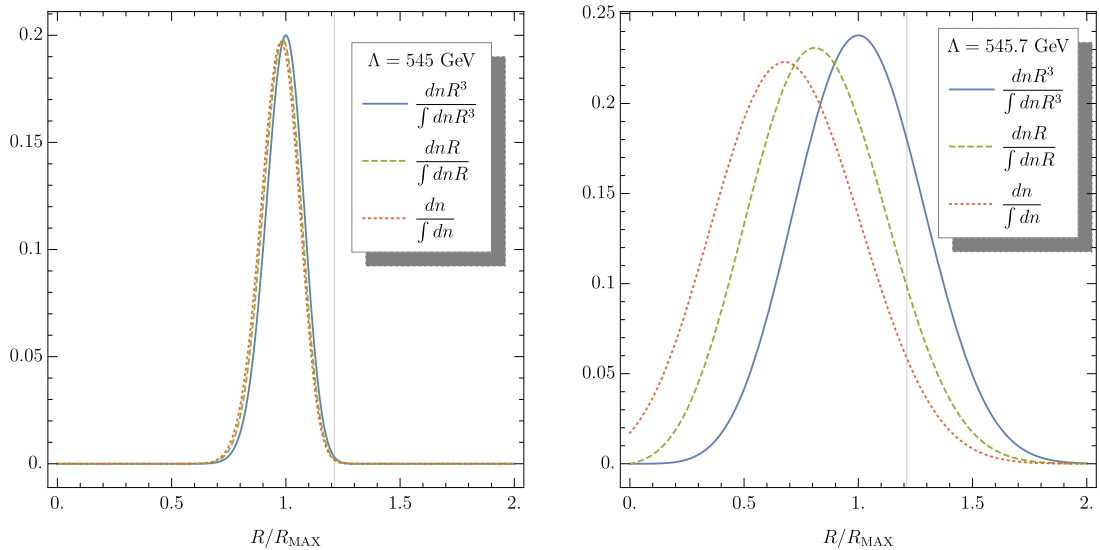


Figure 3. The energy distribution $\mathcal{E}_B(t_p, R) = dnR^3 / \int dnR^3$ (blue solid), bubble size distribution $dnR / \int dnR$ (green dashed) and number density $dn / \int dn$ (red dotted) as functions of the bubble size R normalised to R_{MAX} (the maximum of the energy distribution), all computed at the nucleation temperature. The thin vertical line indicates R_*/R_{MAX} , where R_* is the mean bubble separation. The left panel shows the example with the strongest transition where percolation can still be possible, namely $\Lambda = 545$ GeV and $T_p < T_V$, while the right panel shows the strongest transition for which percolation is assured, corresponding to $\Lambda = 545.7$ GeV and $T_p > T_V$ for the EFT model from Section 4.1.

bubbles to keep accelerating until the transition completes. However, as we show in the following Section via explicit examples, a significant amount of supercooling is not possible in polynomial potentials as it spoils percolation. Such plasma dilution is then excluded and the energy stored in the bubble walls at the end of the transition is negligible. This is however not necessarily true for (nearly-)conformal scalar potentials, which we comment on in Section 4.3.

As a result of the above, there is no observable GW signal from the collisions of bubbles [5, 8] at the end of the phase transition in the BSM scenarios we consider. The dominant GW sources from a first-order electroweak phase transition are then expected to be sound waves propagating in the plasma [46–48, 83] after percolation happens and the transition completes. The peak frequency of the sound wave GW spectrum (as would be observed today) is (see [38])

$$f_{\text{sw}} = 1.9 \times 10^{-5} \frac{(8\pi)^{\frac{1}{3}}}{H\bar{R}} \frac{1}{v_w} \frac{T_*}{100} \left(\frac{g_*}{100}\right)^{\frac{1}{6}} \text{ Hz}, \quad (3.14)$$

where T_* is the temperature after the transition has completed and reheating has taken place, from which the GW signal is redshifted up until today. We identify it with the reheating temperature T_{rh} (see (2.28)). The amplitude of the GW spectrum is given by

$$\Omega_{\text{sw}}^2(f) = 2.65 \times 10^{-6} \frac{H\bar{R}}{(8\pi)^{\frac{1}{3}}} \left(\frac{\kappa\alpha}{1+\alpha}\right)^2 \left(\frac{g_*}{100}\right)^{-\frac{1}{3}} v_w \left(\frac{f}{f_{\text{sw}}}\right)^3 \left(\frac{7}{4+3(f/f_{\text{sw}})^2}\right)^{7/2}, \quad (3.15)$$

with κ given by (2.24). It is important to stress that the numerical lattice simulations from which this result ((3.14) and (3.15)) is obtained are reliable only if $HR_*/\bar{U}_f > 1$ [48] (with \bar{U}_f given by (2.23)). If this is not the case, the flow in the plasma becomes turbulent in

less than a Hubble time, cutting short the sound wave period. The result (3.15) would then overestimate the GW signal⁹. As we will see in the following Section, the criterion $HR_*/\bar{U}_f > 1$ for sound waves to be *long-lasting* (active for more than a Hubble time) is challenging to satisfy in explicit models, putting into question whether the prediction in the literature for GW from sound waves is reliable in these BSM models.

The final important source of a GW signal from the electroweak phase transition, usually subdominant relative to sound waves, is associated with magneto-hydrodynamical (MHD) turbulence in the plasma. The peak frequency and amplitude of this contribution is [50]

$$f_{\text{turb}} = 2.7 \times 10^{-5} \frac{(8\pi)^{\frac{1}{3}}}{H\bar{R}} \frac{1}{v_w} \frac{T_*}{100} \left(\frac{g_*}{100}\right)^{\frac{1}{6}} \text{ Hz}, \quad (3.16)$$

$$\Omega h_{\text{turb}}^2(f) = 3.35 \times 10^{-4} \frac{H\bar{R}}{(8\pi)^{\frac{1}{3}}} \left(\frac{\epsilon \kappa \alpha}{1 + \alpha}\right)^{\frac{3}{2}} \left(\frac{g_*}{100}\right)^{-\frac{1}{3}} v_w \frac{(f/f_{\text{turb}})^3 (1 + f/f_{\text{turb}})^{-\frac{11}{3}}}{[1 + 8\pi f a_0 / (a_* H_*)]}, \quad (3.17)$$

where ϵ is an efficiency factor for vorticity to develop in the plasma after bubble percolation, which is estimated to be $\epsilon \approx 0.05$ (see e.g. [38]). We note that the above formula for the GW spectrum from turbulence is a subject of ongoing debate (see [51–53]). Nevertheless, we continue using it as an estimate.

We also stress that the shortening of the sound wave period in the specific BSM models discussed here would probably be accompanied by an enhancement of the GW spectrum from turbulence, through an increase in the efficiency factor ϵ . While this would tend to reduce the hierarchy between the GW contributions from sound waves and turbulence, we expect the overall effect to still be a significant reduction of the GW amplitude as compared to the current predictions for BSM scenarios, as we discuss in the following Section.

4 Supercooled electroweak phase transitions in specific models

We turn now to the application of the formalism developed in the previous Sections to specific BSM scenarios that yield a first-order electroweak phase transition.

4.1 Standard Model with an $|H|^6/\Lambda^2$ interaction

We start with a simple example, namely the SM supplemented by a single non-renormalisable dimension-6 operator $|H|^6/\Lambda^2$ (see e.g. [28–30, 86, 87]), to show the impact of taking vacuum domination correctly into account. Thus, we consider the following potential

$$V(H) = -m^2|H|^2 + \lambda|H|^4 + \frac{1}{\Lambda^2}|H|^6, \quad (4.1)$$

with $H^T = (\chi_1 + i\chi_2, \varphi + i\chi_3)/\sqrt{2}$. As usual, only the real part of the neutral component obtains a vev: $\varphi = h + v$. We identify h as the physical Higgs boson, which leads to the tree-level potential

$$V(h)^{\text{tree}} = -\frac{m^2}{2}h^2 + \frac{\lambda}{4}h^4 + \frac{1}{8}\frac{h^6}{\Lambda^2}. \quad (4.2)$$

We use the observed mass of the Higgs boson $m_h = 125$ GeV, and the measured Higgs vev $v = 246$ GeV in the renormalisation conditions

$$V'(h=v) = 0, \quad V''(h=v) = m_h^2, \quad (4.3)$$

⁹The amplitude of the GW signal will probably be reduced by a factor $\sim HR_*/\bar{U}_f$ in this case. However, dedicated numerical lattice simulations would be needed to test this simple intuition.

to express the parameters in the potential (4.2) as

$$m^2 = \frac{m_h^2}{2} - \frac{3v^4}{4\Lambda^2}, \quad \lambda = \frac{m_h^2}{2v^2} - \frac{3v^2}{2\Lambda^2}. \quad (4.4)$$

We also include one-loop corrections to the zero-temperature potential and thermal corrections as described in Appendix A.

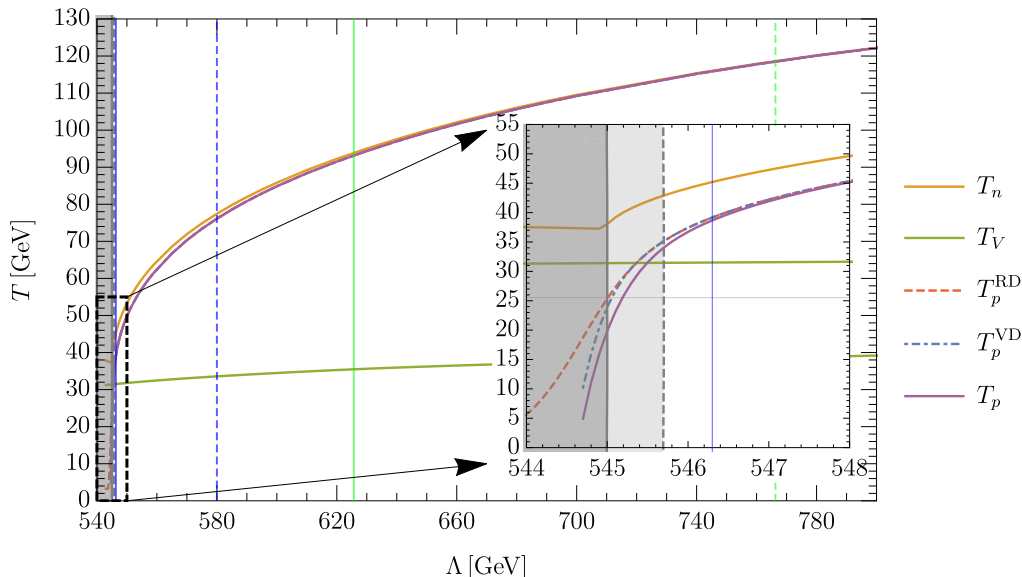


Figure 4. The nucleation temperature T_n (orange solid line), the percolation temperature T_p (purple solid line) and the temperature T_V (green solid line) below which vacuum energy dominates the expansion of the Universe. The temperature T_p^{RD} (red dashed line) and T_p^{VD} (blue dash-dot line) respectively show the percolation temperature obtained neglecting the vacuum energy contribution to the expansion, and using the approximation (2.9). The dark grey area is excluded by our percolation criterion (2.26), while in the light grey area percolation is questionable, as the criterion is only satisfied below T_p . Vertical lines show the projected reach of various detection methods: The green lines indicate values of Λ to which the HL-LHC will be sensitive at the 3- (solid) and 2- σ (dashed) level respectively, and the blue lines show the reach of LISA from sound waves (dashed line) and turbulence (solid line).

In Figure 4 we show the relevant temperatures discussed in Section 2 as functions of Λ , the only free parameter in the $|H|^6$ model. The dark grey shaded area given by $\Lambda < 545$ GeV is excluded by the absence of percolation, while in the light grey area percolation is questionable, as our percolation criterion (2.26) is only fulfilled at temperatures below T_p . The lowest possible percolation temperature is $T_p \geq 26.13$ GeV, with the corresponding lower limit on the model parameter being $\Lambda = 545$ GeV. The lines in Figure 4 show the nucleation temperature T_n (2.2), the temperature T_V below which vacuum energy dominates the expansion, and the percolation temperature T_p at which $I = 0.34$ in (2.8). The dashed-red and dot-dashed-blue lines show approximations to the percolation temperature obtained, respectively, neglecting the vacuum energy contribution to the expansion, T_p^{RD} , and using the simple approximation of switching to vacuum domination below T_V as in (2.9).

Figure 5 shows instead various quantities used in calculating the percolation temperature for $\Lambda = 545$ GeV (left panel), which is the strongest transition not excluded by our percolation criterion (2.26), and $\Lambda = 545.7$ GeV (right panel), which is the strongest transition for which

percolation is assured. We note that even for the most supercooled transition possible, with $\Lambda = 545 \text{ GeV}$, the quantity Γ/H^4 exceeds one. While this is commonly used as a criterion to approximate the nucleation temperature (2.2), in this case it would lead to a value for T_n almost twice larger than the correct value, namely $T_n \simeq 37 \text{ GeV}$. The number density of bubbles N from (2.2) also exceeds one, so we have about one bubble per horizon on average. The final percolation temperature defined by $I(T_p) = 0.34$ (see (2.8)) is significantly lower than the nucleation temperature and given by $T_p \simeq 23.09 \text{ GeV}$. For values $\Lambda < 545 \text{ GeV}$, despite having nearly one bubble per horizon, the horizons without bubbles would start inflating and the expansion of bubbles nucleated at higher temperatures would be too slow ever to complete the transition. Our results also imply that the quantum tunnelling contribution to the decay rate (2.1) is never relevant if percolation is to be achieved [9].

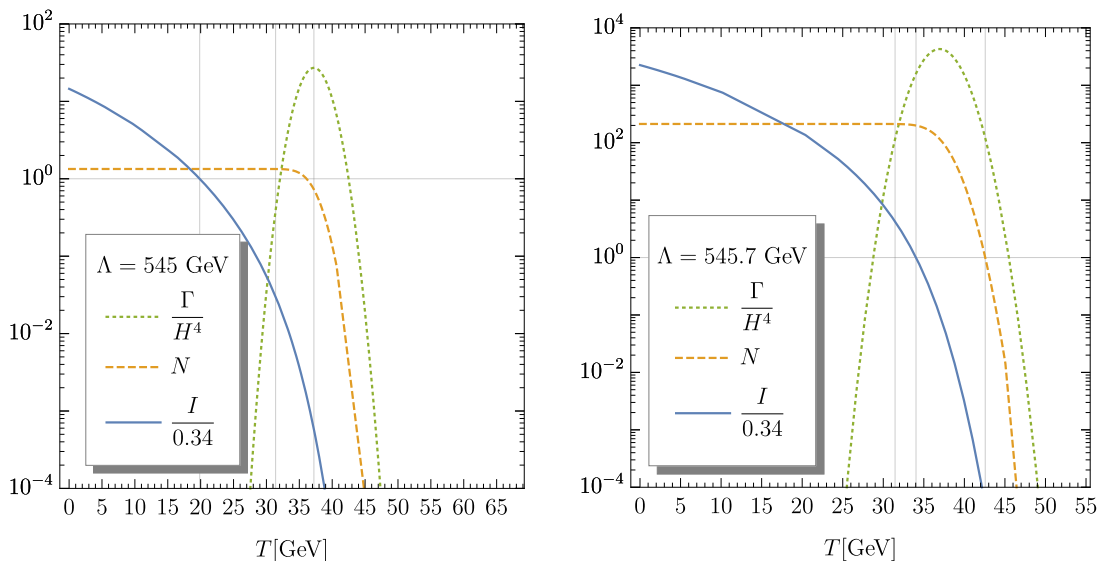


Figure 5. Values of Γ/H^4 (green dashed line), the number N of bubbles per horizon (2.2) (red dashed line) and $I(T)$ (see (2.4) and (2.8)), as a function of T for $\Lambda = 545 \text{ GeV}$, corresponding to the strongest transition where percolation can still be possible (left panel) and $\Lambda = 545.7 \text{ GeV}$, corresponding to the strongest transition for which percolation is assured (right panel). The vertical lines show (from left to right) the temperatures T_p , T_V and T_n .

We turn now to the discussion of the quantities relevant for obtaining the GW spectrum from the phase transition. Figure 6 shows the values of α as a function of Λ obtained from (3.1). We find that percolation is assured only if $\alpha < 1$, i.e. when vacuum energy does not yet dominate the expansion of the Universe. However, in scenarios where percolation is not assured but could still be possible, this value goes up to a factor of a few, corresponding to a brief period of vacuum domination. In Figure 7 we plot HR for the various scales R relevant for GW generation: R_{MAX} (solid blue), the size of the bubbles carrying the largest fraction of energy on completion of the transition, and R_* (dashed green), the mean bubble separation. We also show the approximation to the latter assuming radiation domination R_{*R} (3.4) (dashed red) and vacuum domination R_{*V} (3.7) (dash-dot yellow). We see that the three first quantities agree very well in this model as long as the vacuum contribution to the total energy density is negligible. When this is no longer the case (for $\Lambda \lesssim 550 \text{ GeV}$) the approximation R_{*R} fails (as expected) and has to be replaced with the full result. The

approximation R_{*V} works when vacuum energy dominates the expansion, but the full result R_* is still needed to interpolate between this case and that of radiation domination. Finally, we note that in this model the values of R_{MAX} and R_* are very similar, with only a very mild mismatch for the strongest phase transitions.

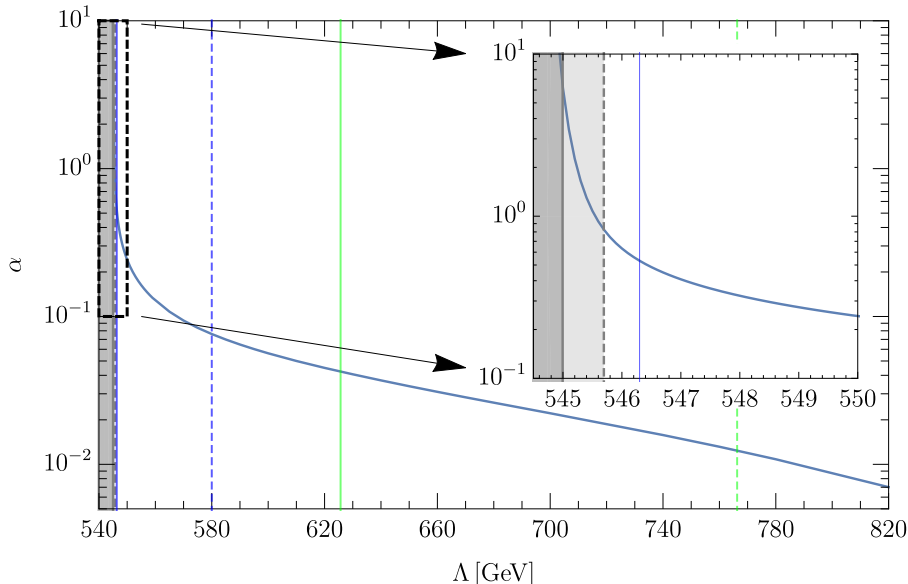


Figure 6. Value of α as a function of Λ . The dark grey area is excluded by our percolation criterion (2.26), while in the light grey area percolation is questionable as the criterion is only satisfied at a temperature below T_p . Vertical lines show the projected reaches of various detection methods, as in Figure 4.

We find that for values $\Lambda < 580$ GeV the expanding broken phase bubbles satisfy the leading-order runaway criterion [68] (recall the discussion in Section 2.2), which can be expressed as [38, 74]

$$\alpha > \alpha_\infty = 4.9 \times 10^{-3} \left(\frac{\langle h \rangle_p}{T_p} \right)^2. \quad (4.5)$$

Thus, for $\Lambda < 580$ GeV we expect ultrarelativistic bubble expansion velocities $v_w \rightarrow 1$. At the same time, we note that for the maximum dilution of the plasma compatible with percolation, corresponding to $T_p \simeq 29$ GeV the bubbles continue to reach a stationary state shortly after nucleation [69] since there is just a mild hierarchy between T_c and T_p .

We then check the applicability of the sound wave GW lattice simulations leading to (3.15), which we recall requires $HR_*/\bar{U}_f > 1$. In Figure 8 (top) we show the relation between HR_* and \bar{U}_f through the entire range of Λ predicting a first-order phase transition. For very strong transitions we expect $v_w \rightarrow 1$. Nevertheless we plot the results for several different bubble wall velocities v_w so as to check the applicability more thoroughly and for weaker transitions. Our results show that the formula (3.15) for the GW amplitude from sound waves cannot reliably be applied and will overestimate the GW signal¹⁰ (we

¹⁰We note we can only conclude this for bubbles expanding as detonations (recall the discussion in 2.2), as we have not analyzed the case of deflagrations. We note, however, that these occur for rather slow bubbles ($v_w < c_s$), and thus will generally not be relevant for GW generation.

note that the region that seemingly satisfies $HR_*/\bar{U}_f > 1$ does not guarantee percolation). The bottom panel of Figure 8 shows the same result in terms of the more commonly used variables α and β/H . The dotted part of the line indicates where the standard definition of β/H as the transition timescale (3.3) ceases to be accurate, and a more thorough treatment should be used. The blue regions at the bottom of the Figure indicate parameter values for which the sound wave GW spectrum prediction should be robust, with the conclusion being again clearly that the GW signal prediction from sound waves is not reliable anywhere in the parameter space.

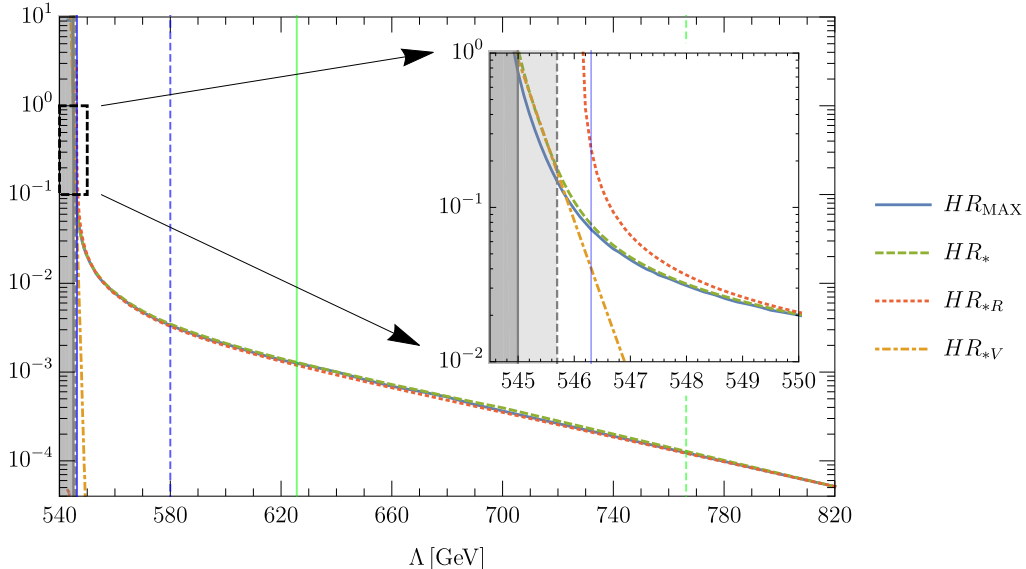


Figure 7. Relevant scales for GW generation: R_{MAX} (solid blue), R_* (dashed green) and two approximations to the latter valid respectively in radiation domination, R_{*R} (3.4) (dashed red) and vacuum domination, R_{*V} (3.7) (dash-dot yellow). Vertical lines show the projected reach of various detection methods, as in Figure 4.

Bearing in mind that these yield an overestimate of the final GW amplitude from sound waves (and a corresponding underestimate of the GW amplitude from turbulence), we compute the GW signals using the formulae from Section 3, and show the results in Figure 9. The upper panel corresponds to the sound wave GW spectrum, while the lower panel corresponds to that from MHD turbulence. As also seen in Figure 9, the value of Λ in the $|H|^6$ extension of the Standard Model that could be probed by LISA is $\Lambda < 580$ GeV according to the sound wave GW spectrum prediction, and $\Lambda < 546.3$ GeV for the GW spectrum from turbulence. In the Figure we show explicitly the current and future sensitivities (see also [88]) of the European Pulsar Timing Array (EPTA) [89] and LIGO [90–92], as well as the projected sensitivities of LISA [93], the Einstein Telescope (ET) [94, 95], the Cosmic Explorer (CE) [96], and the Square Kilometre Array (SKA) [97]. Finally, we also show the prospective sensitivities of the DECIGO [98] and Big Bang Observer (BBO) [99, 100] projects in the frequency range between LISA and LIGO (another project aimed at probing a similar frequency range is MAGIS-100 [101]). From the results shown in Figure 9 it is also clear that there exists a lower bound on the GW peak frequency from successful percolation, which leads to the conclusion that PTA experiments will not be sensitive to GWs from a first-order electroweak phase transition, contrary to some earlier claims [41, 42].

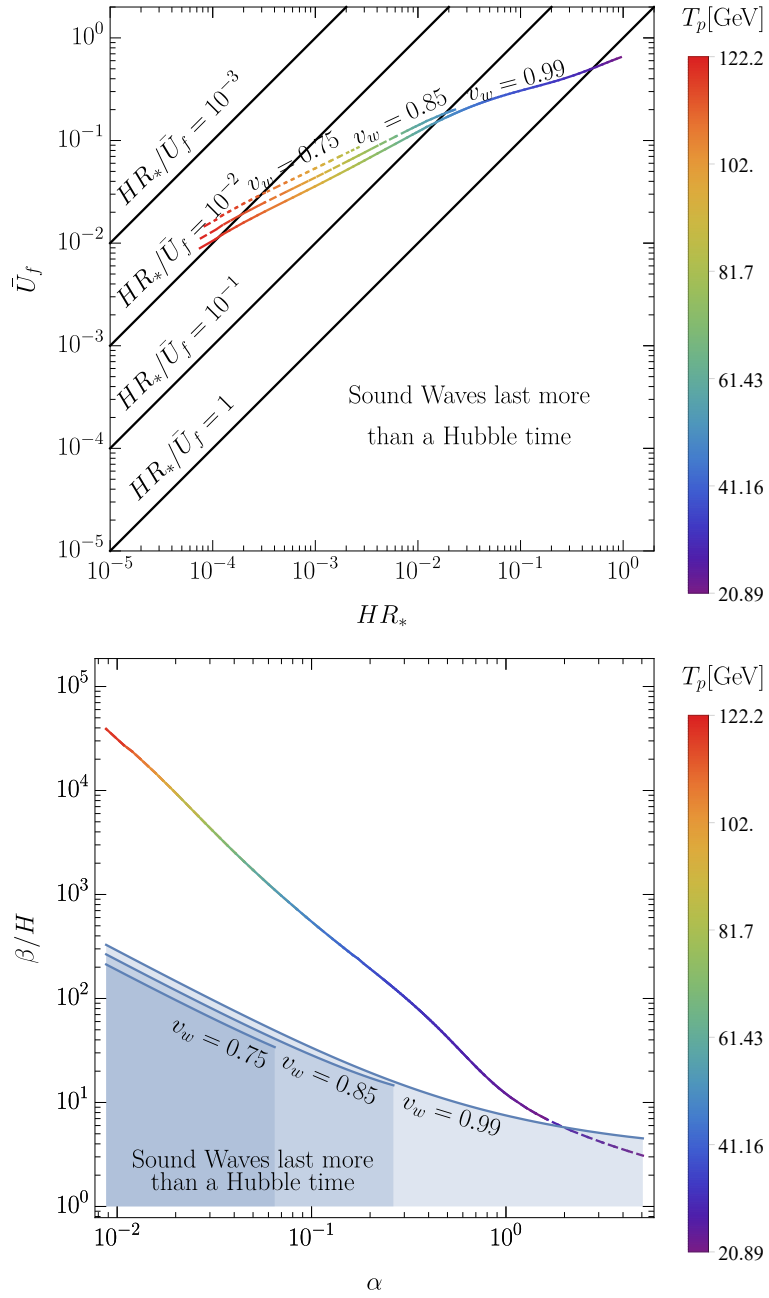


Figure 8. *Top panel:* Plasma RMS velocity \bar{U}_f (2.23) as a function of the relevant scale for GW generation R_* (normalized to H^{-1}), for the range of Λ predicting a strong first-order electroweak phase transition (only if $HR_*/\bar{U}_f > 1$ can (3.15) be used to reliably predict the GW spectrum from sound waves). We show the results for several different bubble wall velocities v_w as indicated in the plot. *Bottom panel:* Same result in terms of the more commonly used variables α and β/H . (The dotted part of the line indicates where the standard approximation (3.3) used to define β/H breaks down.) Blue regions at the bottom of the Figure indicate parameter values for which the sound wave GW spectrum prediction should be robust.

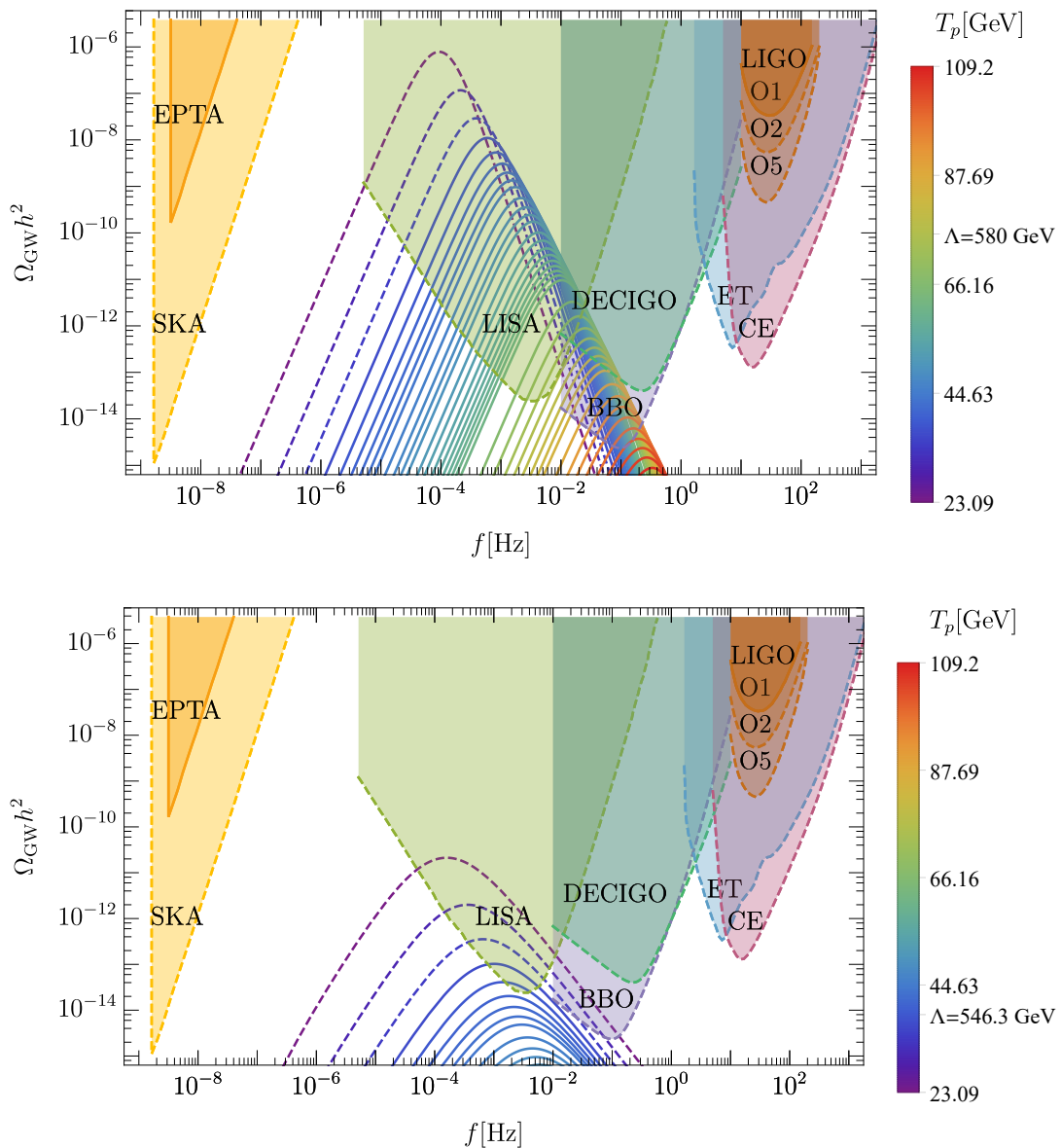


Figure 9. The GW signal as a function of frequency for different values of the percolation temperature T_p . The upper panel shows the sound wave contribution to the GWs, which is questionable, and the lower panel shows the contribution from turbulence, which we regard as a reliable baseline estimate. Dashed lines correspond to situations where the percolation criterion (2.26) is satisfied only at temperatures lower than T_p , and successful percolation is not assured. In the legends we also highlight the temperature corresponding to the highest value of Λ observable by LISA.

Finally, we show in Figure 10 the corresponding GW spectra from the combination of sound waves and turbulence (for a few selected scenarios from those shown in Figure 9), showing in addition the possible effect of including a reduction in the GW amplitude from sound waves by a factor HR_*/\bar{U}_f , taking into account the shortening of the sound wave period as active GW source w.r.t. the naive *long-lasting* (active for more than a Hubble time) estimate. This effect is in any case milder for stronger transitions, as Figure 10 shows.

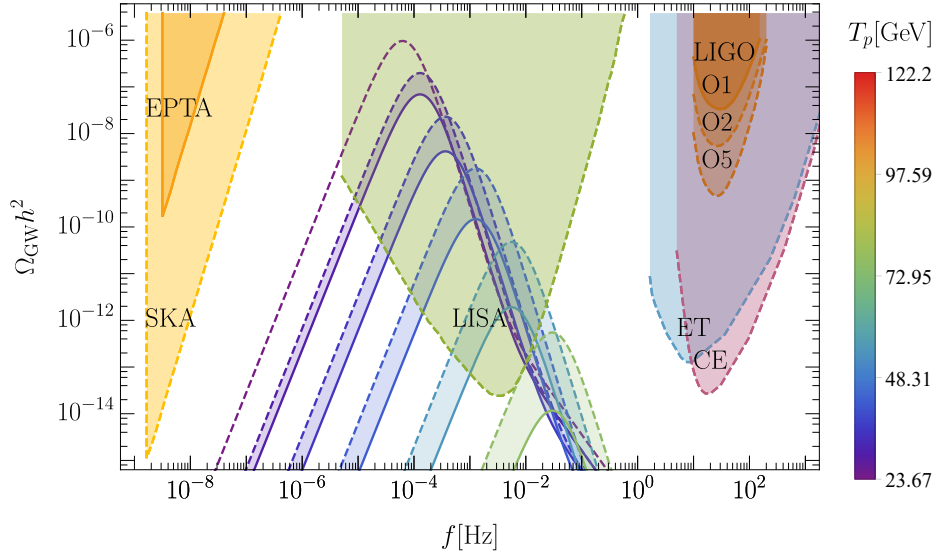


Figure 10. The combined GW signal (sound waves and turbulence) as a function of frequency for different values of the percolation temperature T_p . The uncertainty bands correspond to the GW amplitude range from including / not including a reduction factor in the sound wave GW amplitude by a factor HR_*/\bar{U}_f (corresponding to the shortening of the sound wave period as active GW source w.r.t. the long-lasting estimate).

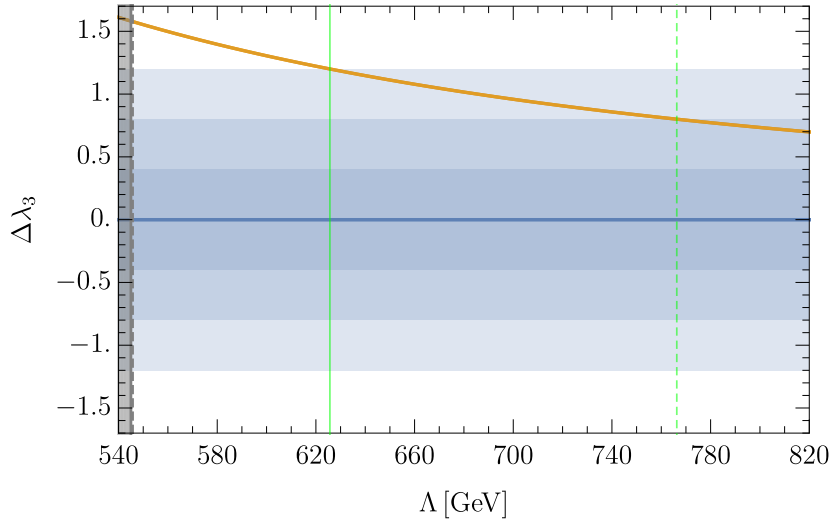


Figure 11. The modification of the triple Higgs coupling with respect to the SM value induced by the $|\phi|^6$ nonrenormalisable operator: $\Delta\lambda_3 = (\lambda_3 - \lambda_3^{\text{SM}})/\lambda_3^{\text{SM}}$. The coloured areas correspond to the 1-, 2- and 3- σ experimental reach of the HL-LHC, and the green vertical lines indicate values of Λ to which HL-LHC will be sensitive at these significance levels.

The $|H|^6/\Lambda^2$ extension of the Standard Model can also be probed indirectly at colliders through the modification of the Higgs self-coupling induced by the $|H|^6/\Lambda^2$ term

$$\lambda_3 = \frac{1}{6} \frac{\partial^3 V}{\partial h^3} \Big|_{h=v} = \frac{m_h^2}{2v} + \frac{v^3}{\Lambda^2} = \lambda_3^{\text{SM}} + \frac{v^3}{\Lambda^2}. \quad (4.6)$$

Currently there is no significant experimental constraint on λ_3 , but the HL-LHC will be able to constrain this coupling to within about 40% of the SM result at 68% C.L. [102–104]. Figure 11 shows the modification with respect to the SM value induced by the non-renormalisable operator $\Delta\lambda_3 = (\lambda_3 - \lambda_3^{\text{SM}})/\lambda_3^{\text{SM}} = (2v^4)/(m_h^2\Lambda^2)$. The coloured areas correspond to the 1-, 2- and 3- σ experimental reach of the HL-LHC, and the thin vertical lines indicate values of Λ to which HL-LHC will be sensitive at these significance levels. The modification diminishes as the cutoff scale grows, but HL-LHC would still observe a 2- σ deviation up to $\Lambda \approx 766$ GeV and 3- σ up to $\Lambda \approx 625$ GeV, covering a significant part of the parameter space of interest.

4.2 Singlet scalar extension of the Standard Model

We now consider the addition to the SM of a real singlet scalar field s , assuming that the scalar potential is invariant under a \mathbb{Z}_2 symmetry, which is arguably the simplest renormalisable extension of the SM. The tree-level scalar potential reads

$$V^{\text{tree}}(H, s) = -\mu_h^2 |H|^2 + \lambda_h |H|^4 + \frac{\mu_s^2}{2} s^2 + \frac{\lambda_s}{4} s^4 + \frac{\lambda_{hs}}{2} |H|^2 s^2, \quad (4.7)$$

with the mass of the scalar singlet after electroweak symmetry breaking (and assuming that the \mathbb{Z}_2 symmetry remains unbroken) given by $m_s^2 = \mu_s^2 + \lambda_{hs} v^2/2$.

The real singlet scalar extension of the SM has long been recognized as a scenario which can yield a strongly first-order electroweak phase transition (see e.g. [105–109]), with the presence of the singlet field direction rendering possible very strong phase transitions resulting from tree-level potential barriers between vacua. In order to illustrate this, we first consider the tree-level potential (4.7) with the addition of the leading thermal corrections, corresponding to terms scaling as $\phi^2 T^2$ (with $\phi = h, s$) in a high-temperature expansion of the 1-loop thermal potential (see Appendix A from [25] for details). Such corrections read

$$\Delta V_T(h, s) = D_h T^2 h^2 + D_s T^2 s^2 \quad (4.8)$$

with D_h and D_s given by (see e.g. [109, 110])

$$D_h = \frac{1}{96} (24\lambda_h + 9g^2 + 3g'^2 + 12y_t^2 + 2\lambda_{hs}) \quad , \quad D_s = \frac{1}{24} (2\lambda_{hs} + 3\lambda_s) . \quad (4.9)$$

The resulting scalar potential is simply given by

$$\begin{aligned} V(h, s) &= V^{\text{tree}}(h, s) + \Delta V_T(h, s) \\ &= \left(-\frac{\mu_h^2}{2} + D_h T^2 \right) h^2 + \frac{\lambda_h}{4} h^4 + \left(\frac{\mu_s^2}{2} + D_s T^2 \right) s^2 + \frac{\lambda_s}{4} s^4 + \frac{\lambda_{hs}}{4} s^2 h^2 . \end{aligned} \quad (4.10)$$

The potential (4.10) can give rise to a two-step phase transition process, which may then result in a very strong electroweak phase transition, as follows: for $\mu_s^2 < 0$ in (4.7), the singlet field direction is destabilized from the origin $(h, s) = (0, 0)$ at $T = 0$. In the early Universe, the singlet field would then be destabilized from the origin before the Higgs doublet field if

$$T_s \equiv \sqrt{\frac{-\mu_s^2}{2D_s}} > T_h \equiv \sqrt{\frac{\mu_h^2}{2D_h}} , \quad (4.11)$$

with T_s and T_h being the respective temperatures below which the point $(h, s) = (0, 0)$ becomes unstable along the singlet and doublet field directions. If (4.11) holds, the singlet

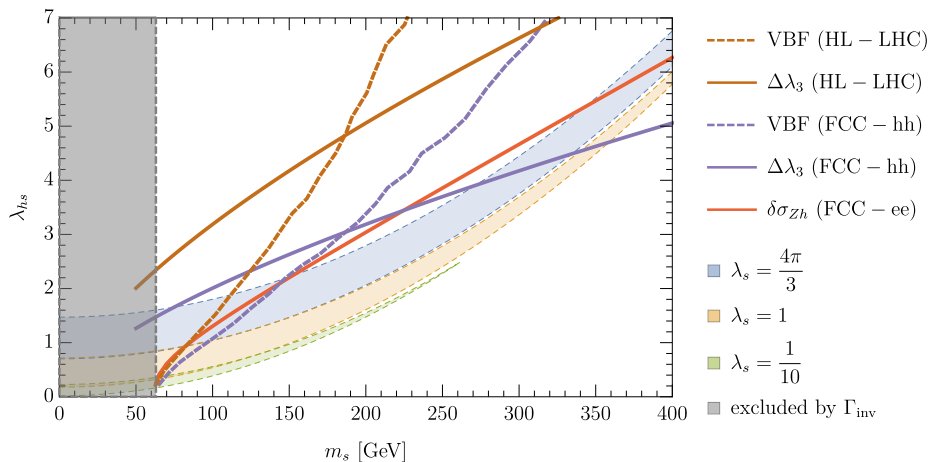


Figure 12. *Parameter space region in the (m_s, λ_{hs}) plane yielding a viable two-step phase transition (satisfying both (4.11) and (4.12)) in the real singlet scalar extension of the SM with a \mathbb{Z}_2 symmetry, for $\lambda_s = 0.1$ (green region), $\lambda_s = 1$ (red region) and $\lambda_s = 4\pi/3$ (blue region). The grey region corresponding to $m_h < 63$ GeV is excluded by the present LHC constraint on the Higgs invisible decay width. Also shown are the future 95% C.L. sensitivities from multi-jet + E_T^{miss} searches via VBF at HL-LHC (dashed brown) and FCC-hh (dashed blue), measurements of the Higgs self-coupling λ_3 at the HL-LHC (solid brown) and FCC-hh (solid blue), and measurements of the Higgs associated production cross section σ_{Zh} at FCC-ee (solid red), see text for details.*

field develops a vev x_0 in the early Universe prior to electroweak symmetry breaking. The subsequent electroweak phase transition $(0, x_0) \rightarrow (v, 0)$ is then in general strongly first-order, as the two minima will be separated by a tree-level potential barrier for some range of temperatures below T_s [109].

The requirement (4.11), together with $-\mu_s^2 = \lambda_{hs} v^2/2 - m_s^2 > 0$, yields a lower bound on λ_{hs} as a function of m_s and λ_s for a two-step phase transition to be possible. At the same time, we must require the electroweak minimum to be the absolute minimum of the potential at $T = 0$. The condition $V(v, 0, T = 0) < V(0, x_0, T = 0)$ translates into

$$\sqrt{\lambda_s \lambda_h} v^2 > \frac{\lambda_{hs} v^2}{2} - m_s^2 \quad (4.12)$$

yielding a corresponding upper bound on λ_{hs} as a function of m_s and λ_s . In Figure 12 we show the region of parameter space in the (m_s, λ_{hs}) plane satisfying (4.11) and (4.12) for $\lambda_s = 0.1, 1, 4\pi/3$ (the latter being the maximum allowed value by unitarity [111]). Figure 12 highlights that the two-step phase transition parameter region is very small for small λ_s , becoming larger as λ_s increases. We also note a particular value of λ_{hs} for which the extremum $(h, s) = (0, s_0)$ at $T = 0$ turns from a saddle point (unstable along the h direction) to a minimum. In the former case, a potential barrier is present when $T > 0$ but disappears at $T = 0$, and the phase transition is guaranteed to complete, while in the latter a barrier exists at $T = 0$ and the transition may not complete. The corresponding condition on λ_{hs} reads

$$\left. \frac{\partial^2 V}{\partial h^2} \right|_{(h,s)=(0,x_0)} = 0 \quad \longrightarrow \quad \frac{\lambda_{hs}}{2\lambda_s} \left(\frac{\lambda_{hs} v^2}{2} - m_s^2 \right) - \lambda_h v^2 = 0. \quad (4.13)$$

Above this value of λ_{hs} , the transition (if possible at all) is expected to be very strong.

Having illustrated the qualitative behaviour of the model, we now turn to a precise description of the electroweak phase transition in the singlet scenario including both one-loop corrections to the zero-temperature potential and thermal corrections (the specific details of the potential we use can be found in Appendix A of [25]). We first show in Figure 13 the relevant temperatures discussed in Section 2 for $\lambda_s = 1$ and $m_s = 100$ GeV (left) and $m_s = 200$ GeV (right). The amount of supercooling for $m_s = 100$ GeV is significant, with both T_p and T_n dropping below T_V for the largest allowed values of λ_{hs} . The grey region signals the range of λ_{hs} for which the percolation criterion (2.26) is not satisfied at any temperature. We note that, as opposed to the $|H|^6$ scenario analyzed in Section 4.1, in the present scenario it is not possible for the percolation criterion to fail at $T = T_p$ but be satisfied at some lower temperature.

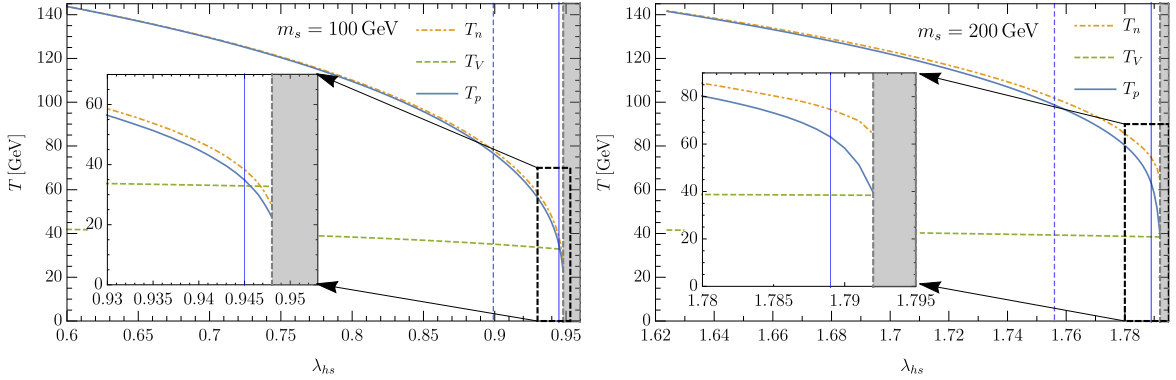


Figure 13. Nucleation temperature T_n (orange dashed), percolation temperature T_p (blue solid) and temperature T_V (green dashed) as functions of λ_{hs} for $\lambda_s = 1$ and $m_s = 100$ GeV (left panel), $m_s = 200$ GeV (right panel). The dark grey area is excluded by our percolation criterion (2.26). Vertical lines show the projected reach of LISA for a GW signal from sound waves (dashed blue line) and turbulence (solid blue line).

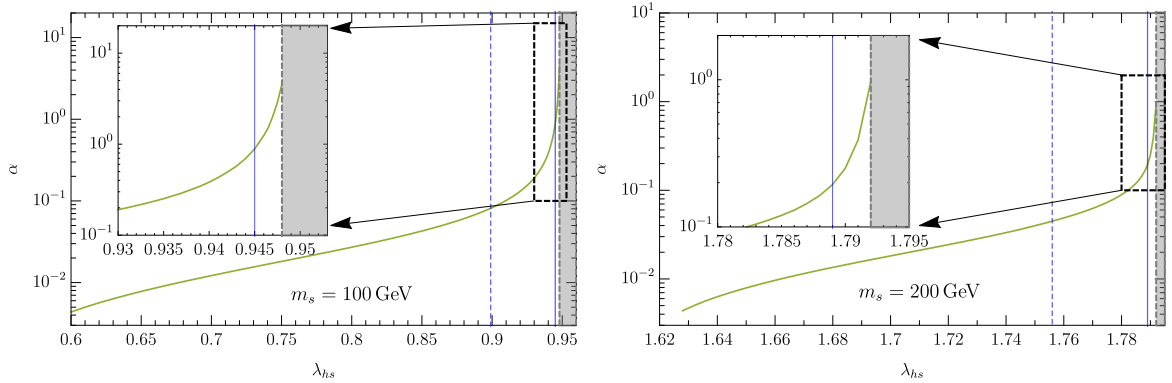


Figure 14. Values of α as a function of λ_{hs} for $\lambda_s = 1$ and $m_s = 100$ GeV (left panel), $m_s = 200$ GeV (right panel). The dark grey area is excluded by our percolation criterion (2.26). Vertical lines show the projected reach of LISA for a GW signal from sound waves (dashed blue vertical line) and turbulence (solid blue vertical line).

In Figure 14 we show the corresponding values of α for $\lambda_s = 1$ and $m_s = 100$ GeV (left) and $m_s = 200$ GeV (right). We note in particular that $\alpha \gtrsim 1$ is possible for $m_s = 100$ GeV

and λ_{hs} close to its maximal allowed value, yielding a brief period of vacuum domination prior to the successful completion of the phase transition. Then, in Figure 15 we plot HR for both R_{MAX} (solid green) and R_* (dashed orange), which are shown to be very similar in this case.

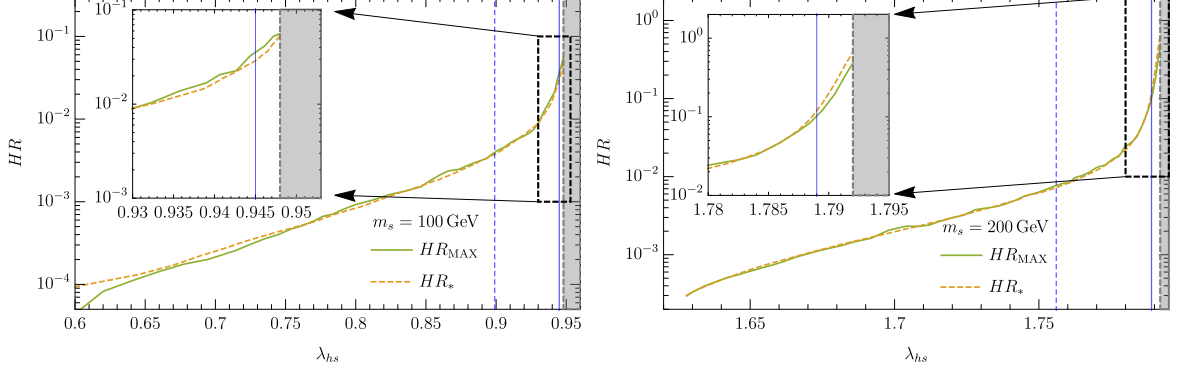


Figure 15. Relevant scales for GW generation: R_{MAX} (solid green) and R_* (dashed red) as a function of λ_{hs} for $\lambda_s = 1$ and $m_s = 100$ GeV (left panel), $m_s = 200$ GeV (right panel). Vertical lines show the projected reach of LISA for a GW signal from sound waves (dashed blue line) and turbulence (solid blue line).

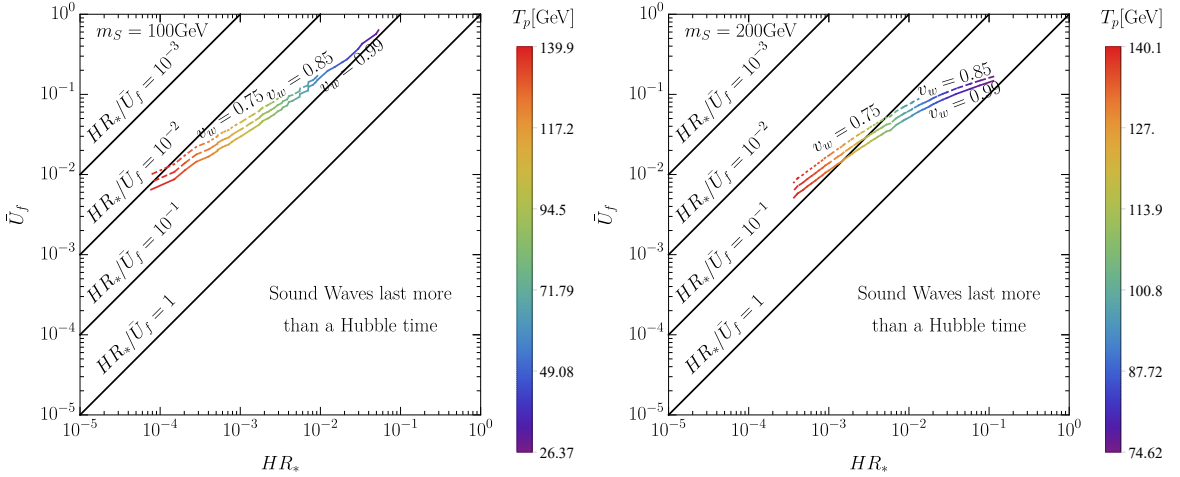


Figure 16. Plasma RMS velocity \bar{U}_f (2.23) as a function of the relevant scale for GW generation R_* (normalized to H^{-1}) for $\lambda_s = 1$ and $m_s = 100$ GeV (left panel), $m_s = 200$ GeV (right panel). Only if $HR_*/\bar{U}_f > 1$ can (3.15) be used to reliably predict the GW spectrum from sound waves. We show the results for several different bubble wall velocities v_w as indicated in the plot.

We can now check the applicability of the sound wave GW result (3.15), requiring $HR_*/\bar{U}_f > 1$. The relation between HR_* and \bar{U}_f is then shown in Figure 16 for $\lambda_s = 1$ and $m_s = 100$ GeV (left) and $m_s = 200$ GeV (right). We generically expect for this model $v_w \rightarrow 1$, but we show the results for several different bubble wall velocities v_w so as to provide a more thorough check. Similarly to the $|H|^6$ scenario (see Figure 8), our results indicate that the sound wave GW amplitude (3.15) will significantly overestimate the overall amplitude of the GW signal in the present scenario. This is also shown in Figure 17 in terms of the

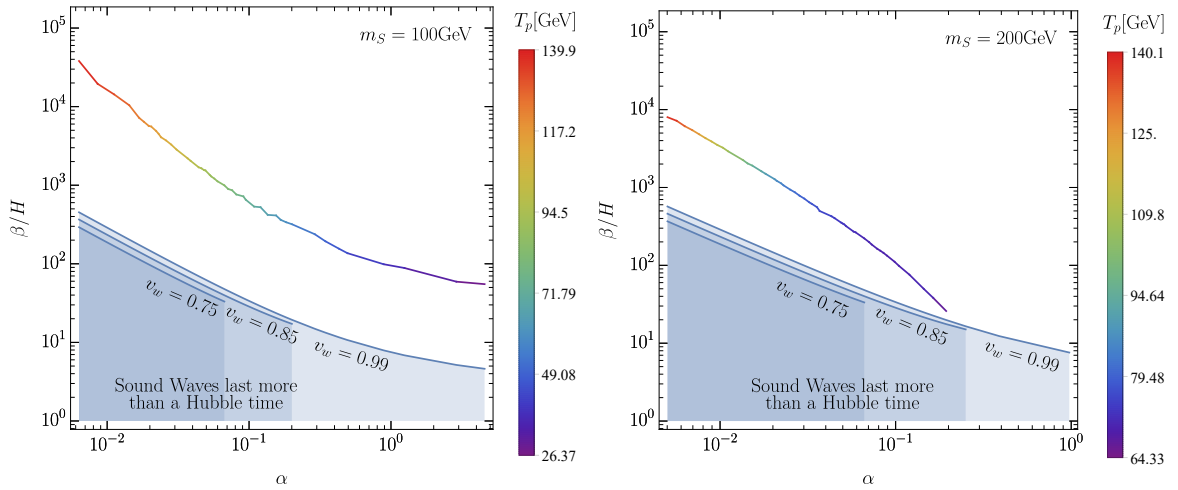


Figure 17. Same result as shown in Figure 16 in terms of the more commonly used variables α and β/H . Blue regions at the bottom of the figure indicate parameter values for which the sound wave GW spectrum prediction should be robust.

more commonly used variables α and β/H , with the blue regions at the bottom of the figure indicating parameter values for which the sound wave GW spectrum prediction should be robust, which are however never reached within this model.

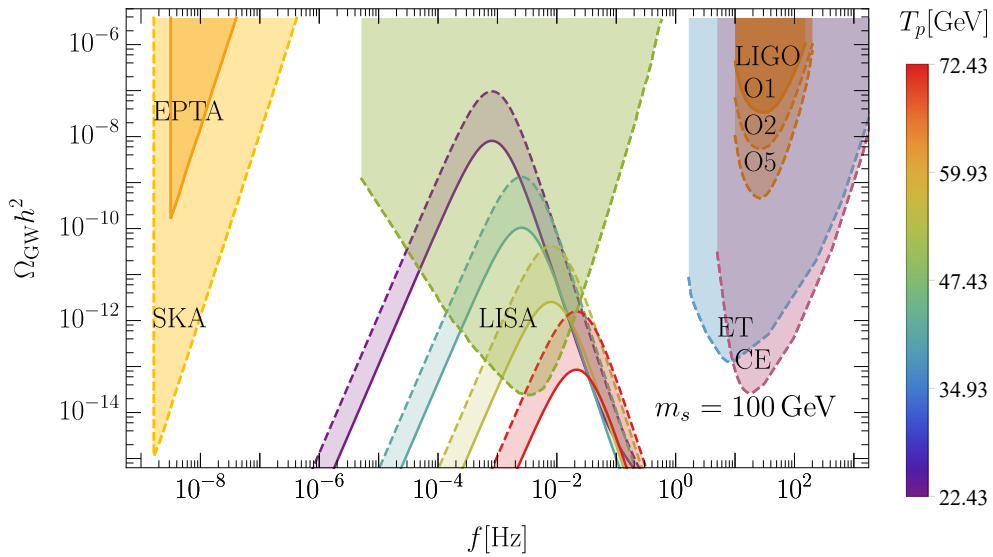


Figure 18. Combined GW signal from sound waves and turbulence as a function of frequency for different values of the percolation temperature T_p (being a function of λ_{hs}), for $\lambda_s = 1$ and $m_s = 100$ GeV. The uncertainty bands correspond to the GW amplitude range from including / not including a reduction factor in the sound wave GW amplitude by a factor HR_*/\bar{U}_f (corresponding to the shortening of the sound wave period as active GW source w.r.t. the long-lasting estimate).

We then compute the combined GW signal from sound waves and turbulence using the formulae from Section 3, and show the results in Figures 18 and 19 respectively for $m_s = 100$

GeV and $m_s = 200$ GeV (for $\lambda_s = 1$ in both cases). In each case, we also show the effect of including a reduction in the GW amplitude from sound waves by a factor HR_*/\bar{U}_f , which accounts for the shortening of the sound wave period as active GW source w.r.t. the naive *long-lasting* estimate. Figures 18 and 19 also show the sensitivities of various present and planned GW observatories, namely LISA, LIGO, ET, DECIGO and BBO, as well as the PTA sensitivities for EPTA and SKA (see the discussion in Section 4.1 for further details). As depicted in Figures 13, 14, 15, the value of λ_{hs} that could be probed by LISA from the sound wave (turbulence) GW spectrum prediction is $\lambda_{hs} > 0.899$ ($\lambda_{hs} > 0.945$) for $m_s = 100$ GeV and $\lambda_{hs} > 1.756$ ($\lambda_{hs} > 1.789$) for $m_s = 200$ GeV, which again highlights that sound waves are in general expected to yield the dominant contribution to GW in this scenario. Figures 18 and 19 also indicate clearly that there exists in this scenario a lower bound on the GW peak frequency from successful percolation, corresponding to $f \sim 10^{-4}$ Hz.

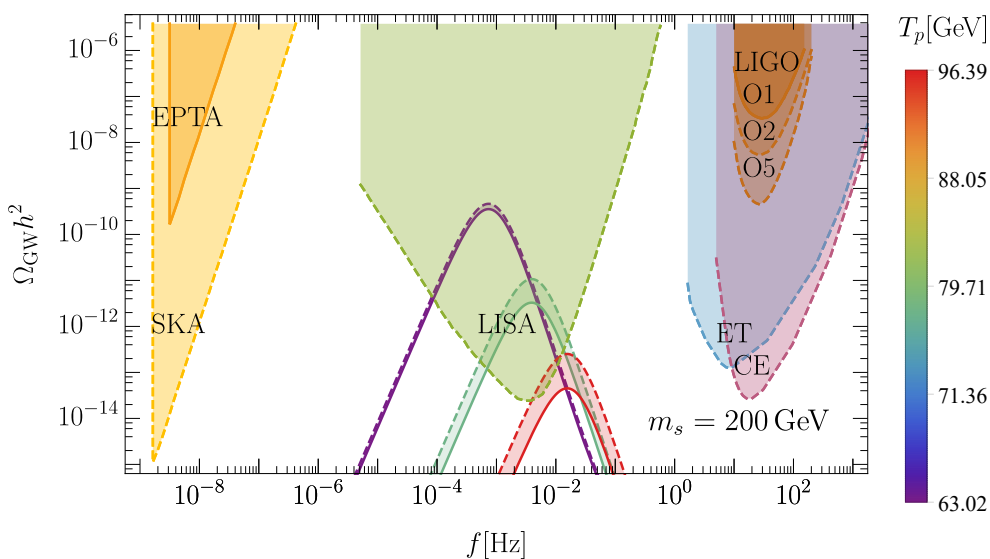


Figure 19. Same as Figure 18, but for $m_s = 200$ GeV.

Before concluding our analysis of the scalar singlet extension of the SM with a \mathbb{Z}_2 symmetry, let us remark that this scenario is very challenging to probe at colliders for $m_s > m_h/2 \simeq 63$ GeV [112]¹¹. The possibility of exploring this scenario in multi-jet + E_T^{miss} signatures at the HL-LHC and a future 100 TeV hadron collider (FCC- hh), through singlet pair-production in association with jets via the vector boson fusion (VBF) process $pp \rightarrow jjss$, has been discussed in [112, 115], with the expected 95% C.L. sensitivities for an integrated luminosity of 3 ab^{-1} in each case (taken from [115]) shown in Figure 12. In addition, there are various indirect probes of this scenario: (i) The precise measurement of the Higgs boson self-coupling λ_3 - the coupling λ_{hs} induces a modification at 1-loop w.r.t. the SM value

$$\lambda_3 = \lambda_3^{\text{SM}} + \frac{1}{16\pi^2} \frac{\lambda_{hs}^3 v^3}{12 m_s^2} \quad \longrightarrow \quad \Delta\lambda_3 = \frac{1}{96\pi^2} \frac{\lambda_{hs}^3 v^4}{m_s^2 m_h^2}. \quad (4.14)$$

¹¹For $m_s < m_h/2$ the constraints on the Higgs invisible decay width from ATLAS/CMS searches [113, 114] completely exclude the region of parameter space compatible with a first-order phase transition (see Figure 12).

The 95% C.L. sensitivities achievable by HL-LHC (corresponding to $\Delta\lambda_3 \sim 0.8$ [102–104]) and by FCC- hh (corresponding to $\Delta\lambda_3 \sim 0.2$ [116]) are shown in Figure 12. (ii) The very precise measurement of the Higgs production cross section in association with a Z boson σ_{Zh} at a future circular e^+e^- collider (FCC- ee), through the deviation w.r.t. the SM prediction induced by the coupling λ_{hs} [20, 112]

$$\delta\sigma_{Zh} = \left| \frac{\lambda_{hs}^2 v^2}{64 \pi^2 m_h^2} [1 - F(\tau)] \right|, \quad (4.15)$$

with $\tau = m_h^2/(4m_s^2)$ and $F(\tau)$ given by

$$F(\tau) = \frac{\text{Arcsin}(\sqrt{\tau})}{\sqrt{\tau(1-\tau)}}. \quad (4.16)$$

The projected 95% C.L. precision of FCC- ee on the Higgs associated production cross section is $\delta\sigma_{Zh} \sim 0.4\%$ [117, 118], and the corresponding sensitivity to the parameter space of the singlet scalar extension of the SM is shown on Figure 12. Altogether, these results highlight the challenge of probing the electroweak phase transition with colliders in such a scenario, and emphasize the role of LISA as a complementary avenue to explore the electroweak epoch.

4.3 The case of conformal (dilaton-like) potentials

The conclusions from the analysis of Sections 4.1 and 4.2 may in principle be generalizable to other theories beyond the SM, with the notable exception of models with an approximate conformal symmetry, which include scenarios with a pseudo-Nambu-Goldstone boson associated with a spontaneously-broken approximate conformal symmetry [54–58] (see also [35, 36, 59–61]) (dilaton-like) as well as models which feature classical scale invariance [14, 62]. Focusing on the former (though the following discussion does also apply to the latter scenarios), the effective potential then contains a scale-invariant term multiplied by a function that varies weakly with the scale [119]:

$$V(\sigma) = \sigma^4 \times P(\sigma^\epsilon), \quad (4.17)$$

where $\epsilon \ll 1$. In such potentials it is possible to obtain a large false vacuum decay probability at very low temperatures, and even a period of inflation ending with the phase transition [58].

However, within an EFT context, the lack of deviations from the SM [120] already pushes the possible energy scale of the composite Higgs models, that these dilaton-like scenarios can be recast into (see e.g. [35]), towards the TeV scale. This means that, generally, even though the primordial plasma could be very strongly supercooled before the phase transition, the vacuum energy released during the transition would reheat the universe to temperatures of the order or above the electroweak scale, up to the TeV. Since the peak frequency of the GW signal today is directly linked to the reheating temperature through redshifting, we expect the generic bound on the peak frequency of GW waves from the electroweak phase transition $f \gtrsim 10^{-4}$ Hz to also hold in this case.

There is however a crucial phenomenological difference between the scenarios with an approximate conformal symmetry and those discussed in Sections 4.1 and 4.2, coming from the fact that dilaton-like potentials may allow for a (generally brief) period of inflation before the phase transition. As discussed in Sections 4.1 and 4.2, bubble percolation in models with polynomial potentials allows at most for a very brief period of vacuum domination, which does not decrease the temperature of the primordial plasma significantly. In contrast, the possible

inflationary period in models with dilaton-like potentials would still be compatible with successful percolation. This suggests that dilaton-like scenarios with sufficient supercooling could be the only ones in which the GW signal from the electroweak phase transition could be sourced primarily by bubble collisions (instead of by sound waves and plasma turbulence). If the plasma is severely diluted by the inflationary period, the friction exerted by the plasma on the bubble wall might not prevent the bubble from accelerating before the end of the transition. The required amount of supercooling can be obtained approximately by balancing the NLO “runaway” friction [69] (see Section 2.2) and the pressure difference $\Delta\mathcal{P}_{\text{NLO}} = \gamma g^2 \Delta m T^3 \sim (\text{TeV})^4$ with $\Delta m \sim \text{TeV}$ and $\gamma \sim M_{\text{pl}}/\Delta m$. This yields $T \lesssim 10$ MeV, below which most of the energy of the phase transition can be used to accelerate the bubble walls until the end of the phase transition¹², as would be the case in a transition in pure vacuum, with the GW signal being produced via bubble collisions. These substantial differences in the calculation of the GW signal in models with dilaton-like potentials warrant a detailed discussion, which we leave for future work.

5 Conclusions

We have re-examined in this paper the maximum possible strength of a first-order electroweak phase transition and the corresponding GW signal that it could generate. We have focused our discussion on two key issues: (i) the constraint on the duration of near-exponential expansion of the Universe while dominated by vacuum energy in the supercooled phase that is imposed by the requirement of successful percolation and completion of the phase transition. (ii) the conditions under which the current estimates for the amplitude of the GW spectrum generated from plasma sound waves and MHD turbulence at the end of the transition can be reliably applied to specific scenarios. We find that these aspects result in a reduction of the possible strength of the GW signal compared to previous estimates.

Concerning the first issue, it is known that the GW signal from a first-order electroweak phase transition could be enhanced by a period of strong supercooling. However, it has also been known since the demise of ‘old inflation’ that most of the Universe might remain trapped in the exponentially-expanding false vacuum, with bubbles of the true vacuum never percolating to complete the transition, the ‘graceful-exit’ problem [43]. We have provided a general treatment of bubble nucleation, growth and percolation, specifically discussing in Section 2.3 the constraint on the amount of supercooling imposed by successful percolation and completion of the electroweak phase transition for scenarios with polynomial potentials. This was then followed in Section 3 by a discussion of the implications of the percolation constraint for the possible strength of the GW signal, as well as the possible range for its peak frequency.

We have applied our treatment to specific models that could yield a strongly first-order electroweak phase transition, namely the SM with a supplementary $|H|^6/\Lambda^2$ interaction and the SM extended by a real singlet scalar field s . These models capture well the general features expected for a phase transition driven by polynomial potentials. In the first model we find that the percolation criterion is satisfied only for a cut-off scale $\Lambda > 545$ GeV, with LISA

¹²In some of these scenarios, e.g., for holographic duals à la Randall-Sundrum, it is expected that many degrees of freedom become massive during the phase transition, and as such the LO “runaway” friction reads $\Delta\mathcal{P}_{\text{LO}} \sim N\Delta m^2 T^2$ with $N \gg 1$. Nevertheless, for the extreme supercooling considered above ($T \lesssim 10 - 100$ MeV) we expect the plasma to be sufficiently diluted for the effect of $N \gg 1$ not to be important. However, we issue a word of caution until this is further investigated.

at most being able to probe scales $\Lambda \lesssim 580$ GeV. While current LHC data do not constrain the value of Λ , future measurements with the HL-LHC should be sensitive to $\Lambda \simeq 766$ GeV at the $2\text{-}\sigma$ level via measurements of the Higgs self-coupling. This would probe well into the range where this model might yield a GW signal detectable by LISA. In contrast, for the scenario where the SM is extended by a singlet scalar field s , the prospects for detection at the LHC or future colliders are poor [112], with LISA providing a complementary avenue to probe this scenario. We emphasize that in both scenarios the requirement of successful percolation yields a lower bound on the value of the GW spectrum peak frequency $f \gtrsim 10^{-4}$ Hz, strongly suggesting that detecting a GW signal from a supercooled electroweak phase transition with PTA is not possible in these scenarios.

When discussing specific scenarios for a strongly first-order electroweak phase transition giving rise to a GW signal, we have found that the condition $HR_*/\bar{U}_f > 1$ for sound waves to be a “long-lasting” source (active approximately for a Hubble time) of GW is generally not satisfied. This implies the period of GW generation via plasma sound waves would be cut short, probably resulting in a reduction of the GW amplitude from sound waves by approximately a factor HR_*/\bar{U}_f (depending on the transition properties, we can have $HR_*/\bar{U}_f \ll 1$) compared to current estimates in the literature. Such shortening would probably be accompanied by an enhancement of the GW spectrum from turbulence, but we expect the overall effect to still be a reduction of the GW amplitude as compared to the current predictions for BSM scenarios.

Finally, as briefly discussed in Section 4.3, models with dilaton-like potentials would exhibit different features from the two models we have studied in detail [35, 36, 55–58], including the possibility of a longer, inflationary period of vacuum energy domination, and the possibility that bubble collisions could dominate GW production.

Acknowledgements

We thank Mark Hindmarsh, Thomas Konstandin and Geraldine Servant for useful discussions and comments. ML and JMN also thank the LISA Cosmology Working Group for encouragement and for providing a forum to discuss the implications of this work. The work of JE and ML was supported by the United Kingdom STFC Grant ST/P000258/1. JE was also supported by the Estonian Research Council via a Mobilitas Plus grant and ML by the Polish MNiSW grant IP2015 043174. JMN was partially supported by the European Research Council under the European Union’s Horizon 2020 program, ERC Grant Agreement 648680 (DARKHORIZONS) during the early stages of this work, and subsequently by the Programa Atracción de Talento de la Comunidad de Madrid via grant 2017-T1/TIC-5202. JMN also acknowledges support from the Spanish MINECO’s “Centro de Excelencia Severo Ochoa” Programme via grant SEV-2012-0249.

A Effective potential for SM with $|H|^6/\Lambda^2$

We include one-loop corrections to the zero-temperature potential in the on-shell scheme [87, 112],

$$V_{1\text{-loop}}(h) = \sum_{i=h,\chi,W,Z,t} \frac{n_i}{64\pi^2} \left[m_i^4 \left(\log \frac{m_i^2}{m_{0i}^2} - \frac{3}{2} \right) + 2m_i^2 m_{0i}^2 \right], \quad (\text{A.1})$$

where $n_{\{h,\chi,W,Z,t\}} = \{1, 3, 6, 3, -12\}$, the field-dependent masses read

$$\begin{aligned} m_h^2 &= -m^2 + 3\lambda h^2 + \frac{15}{4} \frac{h^4}{\Lambda^2}, & m_\chi^2 &= -m^2 + \lambda h^2 + \frac{3}{4} \frac{h^4}{\Lambda^2}, \\ m_W^2 &= \frac{g^2}{4} h^2, & m_Z^2 &= \frac{g^2 + g'^2}{4} h^2, & m_t^2 &= \frac{y_t^2}{2} h^2. \end{aligned} \quad (\text{A.2})$$

and the m_0 in (A.1) are masses calculated with $h = v$.

Finally, we also include the finite-temperature corrections given by

$$V_T(h, T) = \sum_{i=h,\chi,W,Z,\gamma} \frac{n_i T^4}{2\pi^2} J_b \left(\frac{m_i^2}{T^2} \right) + \sum_{i=t} \frac{n_i T^4}{2\pi^2} J_f \left(\frac{m_i^2}{T^2} \right), \quad (\text{A.3})$$

where

$$J_{b/f} \left(\frac{m_i^2}{T^2} \right) = \int_0^\infty dk k^2 \log \left[1 \mp \exp \left(-\sqrt{\frac{k^2 + m_i^2}{T^2}} \right) \right]. \quad (\text{A.4})$$

It is important to include in this contribution a correction coming from resumming the multi-loop contributions of longitudinal polarisations of bosons [121, 122]. We achieve this by shifting the masses of the longitudinal polarisations of the gauge bosons and scalars by their thermal corrections such that $m_i^2 \rightarrow m_i^2 + \Pi_i$. In our model, these shifts read [87, 122]

$$\begin{aligned} \Pi_{h,\chi_i}(T) &= \frac{T^2}{4v^2} (m_h^2 + 2m_W^2 + m_Z^2 + 2m_t^2) - \frac{3}{4} T^2 \frac{v^2}{\Lambda^2}, \\ \Pi_W(T) &= \frac{22}{3} \frac{m_W^2}{v^2} T^2, \end{aligned} \quad (\text{A.5})$$

while the shifted masses of Z and γ ($m_{Z/\gamma}^2 + \Pi_{Z/\gamma}(T)$) are eigenvalues of the following mass matrix

$$\begin{pmatrix} \frac{1}{4} g^2 \phi^2 + \frac{11}{6} g^2 T^2 & -\frac{1}{4} g'^2 g^2 \phi^2 \\ -\frac{1}{4} g'^2 g^2 \phi^2 & \frac{1}{4} g'^2 \phi^2 + \frac{11}{6} g'^2 T^2 \end{pmatrix}. \quad (\text{A.6})$$

We can then write the final form of the potential in the form

$$V(h, T) = V(h)^{\text{tree}}(h) + V_{1\text{-loop}}(h) + V_T(h, T), \quad (\text{A.7})$$

with the three contributions given in Eq. (4.2), Eq. (A.1) and Eq. (A.3).

References

- [1] V. A. Kuzmin, V. A. Rubakov and M. E. Shaposhnikov, *On the Anomalous Electroweak Baryon Number Nonconservation in the Early Universe*, *Phys. Lett.* **B155** (1985) 36.
- [2] A. G. Cohen, D. B. Kaplan and A. E. Nelson, *Progress in electroweak baryogenesis*, *Ann. Rev. Nucl. Part. Sci.* **43** (1993) 27–70, [[hep-ph/9302210](#)].
- [3] A. Riotto and M. Trodden, *Recent progress in baryogenesis*, *Ann. Rev. Nucl. Part. Sci.* **49** (1999) 35–75, [[hep-ph/9901362](#)].
- [4] D. E. Morrissey and M. J. Ramsey-Musolf, *Electroweak baryogenesis*, *New J. Phys.* **14** (2012) 125003, [[1206.2942](#)].
- [5] M. Kamionkowski, A. Kosowsky and M. S. Turner, *Gravitational radiation from first order phase transitions*, *Phys. Rev.* **D49** (1994) 2837–2851, [[astro-ph/9310044](#)].

- [6] R. Aureda, M. Maggiore, A. Nicolis and A. Riotto, *Gravitational waves from electroweak phase transitions*, *Nucl. Phys.* **B631** (2002) 342–368, [[gr-qc/0107033](#)].
- [7] C. Grojean and G. Servant, *Gravitational Waves from Phase Transitions at the Electroweak Scale and Beyond*, *Phys. Rev.* **D75** (2007) 043507, [[hep-ph/0607107](#)].
- [8] S. J. Huber and T. Konstandin, *Gravitational Wave Production by Collisions: More Bubbles*, *JCAP* **0809** (2008) 022, [[0806.1828](#)].
- [9] J. R. Espinosa, T. Konstandin, J. M. No and M. Quiros, *Some Cosmological Implications of Hidden Sectors*, *Phys. Rev.* **D78** (2008) 123528, [[0809.3215](#)].
- [10] A. Ashoorioon and T. Konstandin, *Strong electroweak phase transitions without collider traces*, *JHEP* **07** (2009) 086, [[0904.0353](#)].
- [11] G. C. Dorsch, S. J. Huber and J. M. No, *Cosmological Signatures of a UV-Conformal Standard Model*, *Phys. Rev. Lett.* **113** (2014) 121801, [[1403.5583](#)].
- [12] K. Enqvist, S. Nurmi, T. Tenkanen and K. Tuominen, *Standard Model with a real singlet scalar and inflation*, *JCAP* **1408** (2014) 035, [[1407.0659](#)].
- [13] M. Kakizaki, S. Kanemura and T. Matsui, *Gravitational waves as a probe of extended scalar sectors with the first order electroweak phase transition*, *Phys. Rev.* **D92** (2015) 115007, [[1509.08394](#)].
- [14] J. Jaeckel, V. V. Khoze and M. Spannowsky, *Hearing the signal of dark sectors with gravitational wave detectors*, *Phys. Rev.* **D94** (2016) 103519, [[1602.03901](#)].
- [15] P. S. B. Dev and A. Mazumdar, *Probing the Scale of New Physics by Advanced LIGO/VIRGO*, *Phys. Rev.* **D93** (2016) 104001, [[1602.04203](#)].
- [16] K. Hashino, M. Kakizaki, S. Kanemura and T. Matsui, *Synergy between measurements of gravitational waves and the triple-Higgs coupling in probing the first-order electroweak phase transition*, *Phys. Rev.* **D94** (2016) 015005, [[1604.02069](#)].
- [17] M. Chala, G. Nardini and I. Sobolev, *Unified explanation for dark matter and electroweak baryogenesis with direct detection and gravitational wave signatures*, *Phys. Rev.* **D94** (2016) 055006, [[1605.08663](#)].
- [18] T. Tenkanen, K. Tuominen and V. Vaskonen, *A Strong Electroweak Phase Transition from the Inflaton Field*, *JCAP* **1609** (2016) 037, [[1606.06063](#)].
- [19] A. Kobakhidze, A. Manning and J. Yue, *Gravitational Waves from the Phase Transition of a Non-linearly Realised Electroweak Gauge Symmetry*, [1607.00883](#).
- [20] P. Huang, A. J. Long and L.-T. Wang, *Probing the Electroweak Phase Transition with Higgs Factories and Gravitational Waves*, *Phys. Rev.* **D94** (2016) 075008, [[1608.06619](#)].
- [21] M. Artymowski, M. Lewicki and J. D. Wells, *Gravitational wave and collider implications of electroweak baryogenesis aided by non-standard cosmology*, *JHEP* **03** (2017) 066, [[1609.07143](#)].
- [22] K. Hashino, M. Kakizaki, S. Kanemura, P. Ko and T. Matsui, *Gravitational waves and Higgs boson couplings for exploring first order phase transition in the model with a singlet scalar field*, [1609.00297](#).
- [23] V. Vaskonen, *Electroweak baryogenesis and gravitational waves from a real scalar singlet*, *Phys. Rev.* **D95** (2017) 123515, [[1611.02073](#)].
- [24] G. C. Dorsch, S. J. Huber, T. Konstandin and J. M. No, *A Second Higgs Doublet in the Early Universe: Baryogenesis and Gravitational Waves*, *JCAP* **1705** (2017) 052, [[1611.05874](#)].
- [25] A. Beniwal, M. Lewicki, J. D. Wells, M. White and A. G. Williams, *Gravitational wave, collider and dark matter signals from a scalar singlet electroweak baryogenesis*, *JHEP* **08** (2017) 108, [[1702.06124](#)].

- [26] L. Marzola, A. Racioppi and V. Vaskonen, *Phase transition and gravitational wave phenomenology of scalar conformal extensions of the Standard Model*, *Eur. Phys. J.* **C77** (2017) 484, [[1704.01034](#)].
- [27] Z. Kang, P. Ko and T. Matsui, *Strong first order EWPT & strong gravitational waves in Z_3 -symmetric singlet scalar extension*, *JHEP* **02** (2018) 115, [[1706.09721](#)].
- [28] M. Chala, C. Krause and G. Nardini, *Signals of the electroweak phase transition at colliders and gravitational wave observatories*, *JHEP* **07** (2018) 062, [[1802.02168](#)].
- [29] F. P. Huang, P.-H. Gu, P.-F. Yin, Z.-H. Yu and X. Zhang, *Testing the electroweak phase transition and electroweak baryogenesis at the LHC and a circular electron-positron collider*, *Phys. Rev.* **D93** (2016) 103515, [[1511.03969](#)].
- [30] F. P. Huang, Y. Wan, D.-G. Wang, Y.-F. Cai and X. Zhang, *Hearing the echoes of electroweak baryogenesis with gravitational wave detectors*, *Phys. Rev.* **D94** (2016) 041702, [[1601.01640](#)].
- [31] F. P. Huang and C. S. Li, *Probing the baryogenesis and dark matter relaxed in phase transition by gravitational waves and colliders*, *Phys. Rev.* **D96** (2017) 095028, [[1709.09691](#)].
- [32] K. Hashino, M. Kakizaki, S. Kanemura, P. Ko and T. Matsui, *Gravitational waves from first order electroweak phase transition in models with the $U(1)_X$ gauge symmetry*, *JHEP* **06** (2018) 088, [[1802.02947](#)].
- [33] T. Vieu, A. P. Morais and R. Pasechnik, *Multi-peaked signatures of primordial gravitational waves from multi-step electroweak phase transition*, [1802.10109](#).
- [34] F. P. Huang, Z. Qian and M. Zhang, *Exploring dynamical CP violation induced baryogenesis by gravitational waves and colliders*, *Phys. Rev.* **D98** (2018) 015014, [[1804.06813](#)].
- [35] S. Bruggisser, B. Von Harling, O. Matsedonskyi and G. Servant, *Electroweak Phase Transition and Baryogenesis in Composite Higgs Models*, [1804.07314](#).
- [36] E. Megias, G. Nardini and M. Quiros, *Cosmological Phase Transitions in Warped Space: Gravitational Waves and Collider Signatures*, [1806.04877](#).
- [37] D. Croon, V. Sanz and G. White, *Model Discrimination in Gravitational Wave spectra from Dark Phase Transitions*, *JHEP* **08** (2018) 203, [[1806.02332](#)].
- [38] C. Caprini et al., *Science with the space-based interferometer eLISA. II: Gravitational waves from cosmological phase transitions*, *JCAP* **1604** (2016) 001, [[1512.06239](#)].
- [39] LISA collaboration, H. Audley et al., *Laser Interferometer Space Antenna*, [1702.00786](#).
- [40] C. Caprini and D. G. Figueroa, *Cosmological Backgrounds of Gravitational Waves*, *Class. Quant. Grav.* **35** (2018) 163001, [[1801.04268](#)].
- [41] A. Kobakhidze, C. Lagger, A. Manning and J. Yue, *Gravitational waves from a supercooled electroweak phase transition and their detection with pulsar timing arrays*, *Eur. Phys. J.* **C77** (2017) 570, [[1703.06552](#)].
- [42] R.-G. Cai, M. Sasaki and S.-J. Wang, *The gravitational waves from the first-order phase transition with a dimension-six operator*, *JCAP* **1708** (2017) 004, [[1707.03001](#)].
- [43] A. H. Guth and E. J. Weinberg, *Could the Universe Have Recovered from a Slow First Order Phase Transition?*, *Nucl. Phys.* **B212** (1983) 321–364.
- [44] M. S. Turner, E. J. Weinberg and L. M. Widrow, *Bubble nucleation in first order inflation and other cosmological phase transitions*, *Phys. Rev.* **D46** (1992) 2384–2403.
- [45] A. Megevand and S. Ramirez, *Bubble nucleation and growth in very strong cosmological phase transitions*, *Nucl. Phys.* **B919** (2017) 74–109, [[1611.05853](#)].
- [46] M. Hindmarsh, S. J. Huber, K. Rummukainen and D. J. Weir, *Gravitational waves from the sound of a first order phase transition*, *Phys. Rev. Lett.* **112** (2014) 041301, [[1304.2433](#)].

- [47] M. Hindmarsh, S. J. Huber, K. Rummukainen and D. J. Weir, *Numerical simulations of acoustically generated gravitational waves at a first order phase transition*, *Phys. Rev.* **D92** (2015) 123009, [[1504.03291](#)].
- [48] M. Hindmarsh, S. J. Huber, K. Rummukainen and D. J. Weir, *Shape of the acoustic gravitational wave power spectrum from a first order phase transition*, *Phys. Rev.* **D96** (2017) 103520, [[1704.05871](#)].
- [49] C. Caprini and R. Durrer, *Gravitational waves from stochastic relativistic sources: Primordial turbulence and magnetic fields*, *Phys. Rev.* **D74** (2006) 063521, [[astro-ph/0603476](#)].
- [50] C. Caprini, R. Durrer and G. Servant, *The stochastic gravitational wave background from turbulence and magnetic fields generated by a first-order phase transition*, *JCAP* **0912** (2009) 024, [[0909.0622](#)].
- [51] A. Kosowsky, A. Mack and T. Kahniashvili, *Gravitational radiation from cosmological turbulence*, *Phys. Rev.* **D66** (2002) 024030, [[astro-ph/0111483](#)].
- [52] G. Gogoberidze, T. Kahniashvili and A. Kosowsky, *The Spectrum of Gravitational Radiation from Primordial Turbulence*, *Phys. Rev.* **D76** (2007) 083002, [[0705.1733](#)].
- [53] P. Niksa, M. Schlexer and G. Sigl, *Gravitational Waves produced by Compressible MHD Turbulence from Cosmological Phase Transitions*, *Class. Quant. Grav.* **35** (2018) 144001, [[1803.02271](#)].
- [54] P. Creminelli, A. Nicolis and R. Rattazzi, *Holography and the electroweak phase transition*, *JHEP* **03** (2002) 051, [[hep-th/0107141](#)].
- [55] L. Randall and G. Servant, *Gravitational waves from warped spacetime*, *JHEP* **05** (2007) 054, [[hep-ph/0607158](#)].
- [56] G. Nardini, M. Quiros and A. Wulzer, *A Confining Strong First-Order Electroweak Phase Transition*, *JHEP* **09** (2007) 077, [[0706.3388](#)].
- [57] T. Konstandin, G. Nardini and M. Quiros, *Gravitational Backreaction Effects on the Holographic Phase Transition*, *Phys. Rev.* **D82** (2010) 083513, [[1007.1468](#)].
- [58] T. Konstandin and G. Servant, *Cosmological Consequences of Nearly Conformal Dynamics at the TeV scale*, *JCAP* **1112** (2011) 009, [[1104.4791](#)].
- [59] D. Bunk, J. Hubisz and B. Jain, *A Perturbative RS I Cosmological Phase Transition*, *Eur. Phys. J.* **C78** (2018) 78, [[1705.00001](#)].
- [60] B. M. Dillon, B. K. El-Menoufi, S. J. Huber and J. P. Manuel, *A rapid holographic phase transition with brane-localized curvature*, [1708.02953](#).
- [61] B. von Harling and G. Servant, *QCD-induced Electroweak Phase Transition*, *JHEP* **01** (2018) 159, [[1711.11554](#)].
- [62] I. Baldes and C. Garcia-Cely, *Strong gravitational radiation from a simple dark matter model*, [1809.01198](#).
- [63] S. R. Coleman, *The Fate of the False Vacuum. 1. Semiclassical Theory*, *Phys. Rev.* **D15** (1977) 2929–2936.
- [64] A. D. Linde, *Fate of the False Vacuum at Finite Temperature: Theory and Applications*, *Phys. Lett.* **B100** (1981) 37.
- [65] A. D. Linde, *Decay of the False Vacuum at Finite Temperature*, *Nucl. Phys.* **B216** (1983) 421.
- [66] A. H. Guth and S. H. H. Tye, *Phase Transitions and Magnetic Monopole Production in the Very Early Universe*, *Phys. Rev. Lett.* **44** (1980) 631.
- [67] A. H. Guth and E. J. Weinberg, *Cosmological Consequences of a First Order Phase Transition in the SU(5) Grand Unified Model*, *Phys. Rev.* **D23** (1981) 876.

- [68] D. Bodeker and G. D. Moore, *Can electroweak bubble walls run away?*, *JCAP* **0905** (2009) 009, [[0903.4099](#)].
- [69] D. Bodeker and G. D. Moore, *Electroweak Bubble Wall Speed Limit*, *JCAP* **1705** (2017) 025, [[1703.08215](#)].
- [70] P. J. Steinhardt, *Relativistic Detonation Waves and Bubble Growth in False Vacuum Decay*, *Phys. Rev.* **D25** (1982) 2074.
- [71] M. Laine, *Bubble growth as a detonation*, *Phys. Rev.* **D49** (1994) 3847–3853, [[hep-ph/9309242](#)].
- [72] J. Ignatius, K. Kajantie, H. Kurki-Suonio and M. Laine, *The growth of bubbles in cosmological phase transitions*, *Phys. Rev.* **D49** (1994) 3854–3868, [[astro-ph/9309059](#)].
- [73] H. Kurki-Suonio and M. Laine, *Supersonic deflagrations in cosmological phase transitions*, *Phys. Rev.* **D51** (1995) 5431–5437, [[hep-ph/9501216](#)].
- [74] J. R. Espinosa, T. Konstandin, J. M. No and G. Servant, *Energy Budget of Cosmological First-order Phase Transitions*, *JCAP* **1006** (2010) 028, [[1004.4187](#)].
- [75] T. Konstandin and J. M. No, *Hydrodynamic obstruction to bubble expansion*, *JCAP* **1102** (2011) 008, [[1011.3735](#)].
- [76] T. Konstandin, *Private communication*, .
- [77] V. K. S. Shante and S. Kirkpatrick, *An introduction to percolation theory*, *Advances in Physics* **20** (May, 1971) 325–357.
- [78] K. Enqvist, J. Ignatius, K. Kajantie and K. Rummukainen, *Nucleation and bubble growth in a first order cosmological electroweak phase transition*, *Phys. Rev.* **D45** (1992) 3415–3428.
- [79] R. Jinno, S. Lee, H. Seong and M. Takimoto, *Gravitational waves from first-order phase transitions: Towards model separation by bubble nucleation rate*, *JCAP* **1711** (2017) 050, [[1708.01253](#)].
- [80] D. Cutting, M. Hindmarsh and D. J. Weir, *Gravitational waves from vacuum first-order phase transitions: from the envelope to the lattice*, *Phys. Rev.* **D97** (2018) 123513, [[1802.05712](#)].
- [81] A. Nicolis, *Relic gravitational waves from colliding bubbles and cosmic turbulence*, *Class. Quant. Grav.* **21** (2004) L27, [[gr-qc/0303084](#)].
- [82] S. J. Huber and T. Konstandin, *Production of gravitational waves in the nMSSM*, *JCAP* **0805** (2008) 017, [[0709.2091](#)].
- [83] M. Hindmarsh, *Sound shell model for acoustic gravitational wave production at a first-order phase transition in the early Universe*, *Phys. Rev. Lett.* **120** (2018) 071301, [[1608.04735](#)].
- [84] R. Jinno and M. Takimoto, *Gravitational waves from bubble dynamics: Beyond the Envelope*, [1707.03111](#).
- [85] T. Konstandin, *Gravitational radiation from a bulk flow model*, *JCAP* **1803** (2018) 047, [[1712.06869](#)].
- [86] D. Bodeker, L. Fromme, S. J. Huber and M. Seniuch, *The Baryon asymmetry in the standard model with a low cut-off*, *JHEP* **02** (2005) 026, [[hep-ph/0412366](#)].
- [87] C. Delaunay, C. Grojean and J. D. Wells, *Dynamics of Non-renormalizable Electroweak Symmetry Breaking*, *JHEP* **04** (2008) 029, [[0711.2511](#)].
- [88] D. G. Figueroa, E. Megias, G. Nardini, M. Pieroni, M. Quiros, A. Ricciardone et al., *LISA as a probe for particle physics: electroweak scale tests in synergy with ground-based experiments*, [1806.06463](#).

- [89] R. van Haasteren et al., *Placing limits on the stochastic gravitational-wave background using European Pulsar Timing Array data*, *Mon. Not. Roy. Astron. Soc.* **414** (2011) 3117–3128, [[1103.0576](#)].
- [90] LIGO SCIENTIFIC collaboration, J. Aasi et al., *Advanced LIGO*, *Class. Quant. Grav.* **32** (2015) 074001, [[1411.4547](#)].
- [91] E. Thrane and J. D. Romano, *Sensitivity curves for searches for gravitational-wave backgrounds*, *Phys. Rev.* **D88** (2013) 124032, [[1310.5300](#)].
- [92] VIRGO, LIGO SCIENTIFIC collaboration, B. P. Abbott et al., *GW150914: Implications for the stochastic gravitational wave background from binary black holes*, *Phys. Rev. Lett.* **116** (2016) 131102, [[1602.03847](#)].
- [93] N. Bartolo et al., *Science with the space-based interferometer LISA. IV: Probing inflation with gravitational waves*, *JCAP* **1612** (2016) 026, [[1610.06481](#)].
- [94] M. Punturo et al., *The Einstein Telescope: A third-generation gravitational wave observatory*, *Class. Quant. Grav.* **27** (2010) 194002.
- [95] S. Hild et al., *Sensitivity Studies for Third-Generation Gravitational Wave Observatories*, *Class. Quant. Grav.* **28** (2011) 094013, [[1012.0908](#)].
- [96] LIGO SCIENTIFIC collaboration, B. P. Abbott et al., *Exploring the Sensitivity of Next Generation Gravitational Wave Detectors*, *Class. Quant. Grav.* **34** (2017) 044001, [[1607.08697](#)].
- [97] G. Janssen et al., *Gravitational wave astronomy with the SKA*, *PoS AASKA14* (2015) 037, [[1501.00127](#)].
- [98] S. Kawamura et al., *The Japanese space gravitational wave antenna DECIGO*, *Class. Quant. Grav.* **23** (2006) S125–S132.
- [99] K. Yagi and N. Seto, *Detector configuration of DECIGO/BBO and identification of cosmological neutron-star binaries*, *Phys. Rev.* **D83** (2011) 044011, [[1101.3940](#)].
- [100] J. Crowder and N. J. Cornish, *Beyond LISA: Exploring future gravitational wave missions*, *Phys. Rev.* **D72** (2005) 083005, [[gr-qc/0506015](#)].
- [101] MAGIS collaboration, P. W. Graham, J. M. Hogan, M. A. Kasevich, S. Rajendran and R. W. Romani, *Mid-band gravitational wave detection with precision atomic sensors*, [[1711.02225](#)].
- [102] F. Goertz, A. Papaefstathiou, L. L. Yang and J. Zurita, *Higgs Boson self-coupling measurements using ratios of cross sections*, *JHEP* **06** (2013) 016, [[1301.3492](#)].
- [103] V. Barger, L. L. Everett, C. B. Jackson and G. Shaughnessy, *Higgs-Pair Production and Measurement of the Triscalar Coupling at LHC(8,14)*, *Phys. Lett.* **B728** (2014) 433–436, [[1311.2931](#)].
- [104] A. J. Barr, M. J. Dolan, C. Englert, D. E. Ferreira de Lima and M. Spannowsky, *Higgs Self-Coupling Measurements at a 100 TeV Hadron Collider*, *JHEP* **02** (2015) 016, [[1412.7154](#)].
- [105] G. W. Anderson and L. J. Hall, *The Electroweak phase transition and baryogenesis*, *Phys. Rev.* **D45** (1992) 2685–2698.
- [106] J. Choi and R. R. Volkas, *Real Higgs singlet and the electroweak phase transition in the Standard Model*, *Phys. Lett.* **B317** (1993) 385–391, [[hep-ph/9308234](#)].
- [107] J. R. Espinosa and M. Quiros, *The Electroweak phase transition with a singlet*, *Phys. Lett.* **B305** (1993) 98–105, [[hep-ph/9301285](#)].
- [108] S. Profumo, M. J. Ramsey-Musolf and G. Shaughnessy, *Singlet Higgs phenomenology and the electroweak phase transition*, *JHEP* **08** (2007) 010, [[0705.2425](#)].

- [109] J. R. Espinosa, T. Konstandin and F. Riva, *Strong Electroweak Phase Transitions in the Standard Model with a Singlet*, *Nucl. Phys.* **B854** (2012) 592–630, [[1107.5441](#)].
- [110] C.-Y. Chen, J. Kozaczuk and I. M. Lewis, *Non-resonant Collider Signatures of a Singlet-Driven Electroweak Phase Transition*, *JHEP* **08** (2017) 096, [[1704.05844](#)].
- [111] I. M. Lewis and M. Sullivan, *Benchmarks for Double Higgs Production in the Singlet Extended Standard Model at the LHC*, *Phys. Rev.* **D96** (2017) 035037, [[1701.08774](#)].
- [112] D. Curtin, P. Meade and C.-T. Yu, *Testing Electroweak Baryogenesis with Future Colliders*, *JHEP* **11** (2014) 127, [[1409.0005](#)].
- [113] ATLAS collaboration, G. Aad et al., *Search for invisible decays of a Higgs boson using vector-boson fusion in pp collisions at $\sqrt{s} = 8$ TeV with the ATLAS detector*, *JHEP* **01** (2016) 172, [[1508.07869](#)].
- [114] CMS collaboration, V. Khachatryan et al., *Searches for invisible decays of the Higgs boson in pp collisions at $\sqrt{s} = 7, 8,$ and 13 TeV*, *JHEP* **02** (2017) 135, [[1610.09218](#)].
- [115] N. Craig, H. K. Lou, M. McCullough and A. Thalapillil, *The Higgs Portal Above Threshold*, *JHEP* **02** (2016) 127, [[1412.0258](#)].
- [116] R. Contino et al., *Physics at a 100 TeV pp collider: Higgs and EW symmetry breaking studies*, *CERN Yellow Report* (2017) 255–440, [[1606.09408](#)].
- [117] TLEP DESIGN STUDY WORKING GROUP collaboration, M. Bicer et al., *First Look at the Physics Case of TLEP*, *JHEP* **01** (2014) 164, [[1308.6176](#)].
- [118] D. d’Enterria, *Physics case of FCC-ee*, *Frascati Phys. Ser.* **61** (2016) 17, [[1601.06640](#)].
- [119] W. D. Goldberger and M. B. Wise, *Modulus stabilization with bulk fields*, *Phys. Rev. Lett.* **83** (1999) 4922–4925, [[hep-ph/9907447](#)].
- [120] J. Ellis, C. W. Murphy, V. Sanz and T. You, *Updated Global SMEFT Fit to Higgs, Diboson and Electroweak Data*, *JHEP* **06** (2018) 146, [[1803.03252](#)].
- [121] P. B. Arnold and O. Espinosa, *The Effective potential and first order phase transitions: Beyond leading-order*, *Phys. Rev.* **D47** (1993) 3546, [[hep-ph/9212235](#)].
- [122] M. E. Carrington, *The Effective potential at finite temperature in the Standard Model*, *Phys. Rev.* **D45** (1992) 2933–2944.