

Erratum: Observation of D^0 meson nuclear modifications in Au+Au collisions at $\sqrt{s_{NN}} = 200$ GeV [Phys. Rev. Lett. 113,142301 (2014)]

J. Adam,¹² L. Adamczyk,² J. R. Adams,³⁵ J. K. Adkins,²⁶ G. Agakishiev,²⁴ M. M. Aggarwal,³⁷ Z. Ahammed,⁵⁷ I. Alekseev,^{3,31} D. M. Anderson,⁵¹ R. Aoyama,⁵⁴ A. Aparin,²⁴ D. Arkhipkin,⁵ E. C. Aschenauer,⁵ M. U. Ashraf,⁵³ F. Atetalla,²⁵ A. Attri,³⁷ G. S. Averichev,²⁴ X. Bai,¹⁰ V. Bairathi,³² K. Barish,⁹ A. J. Bassill,⁹ A. Behera,⁴⁹ R. Bellwied,¹⁹ A. Bhasin,²³ A. K. Bhati,³⁷ J. Bielcik,¹³ J. Bielcikova,³⁴ L. C. Bland,⁵ I. G. Bordyuzhin,³ J. D. Brandenburg,⁴² A. V. Brandin,³¹ D. Brown,²⁸ J. Bryslawskyj,⁹ I. Bunzarov,²⁴ J. Butterworth,⁴² H. Caines,⁶⁰ M. Calderón de la Barca Sánchez,⁷ D. Cebra,⁷ I. Chakaberia,^{25,46} P. Chaloupka,¹³ B. K. Chan,⁸ F-H. Chang,³³ Z. Chang,⁵ N. Chankova-Bunzarova,²⁴ A. Chatterjee,⁵⁷ S. Chattopadhyay,⁵⁷ J. H. Chen,⁴⁷ X. Chen,⁴⁵ X. Chen,²¹ J. Cheng,⁵³ M. Cherney,¹² W. Christie,⁵ G. Contin,²⁷ H. J. Crawford,⁶ M. Csanad,¹⁵ S. Das,¹⁰ T. G. Dedovich,²⁴ I. M. Deppner,¹⁸ A. A. Derevschikov,³⁹ L. Didenko,⁵ C. Dilks,³⁸ X. Dong,²⁷ J. L. Drachenberg,¹ J. C. Dunlop,⁵ L. G. Efimov,²⁴ N. Elsey,⁵⁹ J. Engelage,⁶ G. Eppley,⁴² R. Esha,⁸ S. Esumi,⁵⁴ O. Evdokimov,¹¹ J. Ewigleben,²⁸ O. Eyser,⁵ R. Fatemi,²⁶ S. Fazio,⁵ P. Federic,³⁴ J. Fedorisin,²⁴ P. Filip,²⁴ E. Finch,⁴⁸ Y. Fisyak,⁵ C. E. Flores,⁷ L. Fulek,² C. A. Gagliardi,⁵¹ T. Galatyuk,¹⁴ F. Geurts,⁴² A. Gibson,⁵⁶ D. Grosnick,⁵⁶ D. S. Gunarathne,⁵⁰ Y. Guo,²⁵ A. Gupta,²³ W. Guryn,⁵ A. I. Hamad,²⁵ A. Hamed,⁵¹ A. Harlenderova,¹³ J. W. Harris,⁶⁰ L. He,⁴⁰ S. Heppelmann,⁷ S. Heppelmann,³⁸ N. Herrmann,¹⁸ A. Hirsch,⁴⁰ L. Holub,¹³ Y. Hong,²⁷ S. Horvat,⁶⁰ B. Huang,¹¹ H. Z. Huang,⁸ S. L. Huang,⁴⁹ T. Huang,³³ X. Huang,⁵³ T. J. Humanic,³⁵ P. Huo,⁴⁹ G. Igo,⁸ W. W. Jacobs,²⁰ A. Jentsch,⁵² J. Jia,^{5,49} K. Jiang,⁴⁵ S. Jowzaee,⁵⁹ X. Ju,⁴⁵ E. G. Judd,⁶ S. Kabana,²⁵ S. Kagamaster,²⁸ D. Kalinkin,²⁰ K. Kang,⁵³ D. Kapukchyan,⁹ K. Kauder,⁵ H. W. Ke,⁵ D. Keane,²⁵ A. Kechechyan,²⁴ D. P. Kikoła,⁵⁸ C. Kim,⁹ T. A. Kinghorn,⁷ I. Kisel,¹⁶ A. Kisiel,⁵⁸ M. Kocan,¹³ L. Kochenda,³¹ L. K. Kosarzewski,¹³ A. F. Kraishan,⁵⁰ L. Kramarik,¹³ L. Krauth,⁹ P. Kravtsov,³¹ K. Krueger,⁴ N. Kulathunga,¹⁹ L. Kumar,³⁷ R. Kunnawalkam Elayavalli,⁵⁹ J. Kvapil,¹³ J. H. Kwasizur,²⁰ R. Lacey,⁴⁹ J. M. Landgraf,⁵ J. Lauret,⁵ A. Lebedev,⁵ R. Lednicky,²⁴ J. H. Lee,⁵ C. Li,⁴⁵ W. Li,⁴⁷ X. Li,⁴⁵ Y. Li,⁵³ Y. Liang,²⁵ R. Licenik,¹³ J. Lidrych,¹³ T. Lin,⁵¹ A. Lipiec,⁵⁸ M. A. Lisa,³⁵ F. Liu,¹⁰ H. Liu,²⁰ P. Liu,⁴⁹ P. Liu,⁴⁷ Y. Liu,⁵¹ Z. Liu,⁴⁵ T. Ljubicic,⁵ W. J. Llope,⁵⁹ M. Lomnitz,²⁷ R. S. Longacre,⁵ S. Luo,¹¹ X. Luo,¹⁰ G. L. Ma,⁴⁷ L. Ma,¹⁷ R. Ma,⁵ Y. G. Ma,⁴⁷ N. Magdy,⁴⁹ R. Majka,⁶⁰ D. Mallick,³² S. Margetis,²⁵ C. Markert,⁵² H. S. Matis,²⁷ O. Matonoha,¹³ J. A. Mazer,⁴³ K. Meehan,⁷ J. C. Mei,⁴⁶ N. G. Minaev,³⁹ S. Mioduszewski,⁵¹ D. Mishra,³² B. Mohanty,³² M. M. Mondal,²² I. Mooney,⁵⁹ Z. Moravcova,¹³ D. A. Morozov,³⁹ Md. Nasim,⁸ K. Nayak,¹⁰ J. D. Negrete,⁹ J. M. Nelson,⁶ D. B. Nemes,⁶⁰ M. Nie,⁴⁷ G. Nigmatkulov,³¹ T. Niida,⁵⁹ L. V. Nogach,³⁹ T. Nonaka,¹⁰ G. Odyniec,²⁷ A. Ogawa,⁵ K. Oh,⁴¹ S. Oh,⁶⁰ V. A. Okorokov,³¹ D. Olvitt Jr.,⁵⁰ B. S. Page,⁵ R. Pak,⁵ Y. Panebratsev,²⁴ B. Pawlik,³⁶ H. Pei,¹⁰ C. Perkins,⁶ R. L. Pinter,¹⁵ J. Pluta,⁵⁸ J. Porter,²⁷ M. Posik,⁵⁰ N. K. Pruthi,³⁷ M. Przybycien,² J. Putschke,⁵⁹ A. Quintero,⁵⁰ S. K. Radhakrishnan,²⁷ S. Ramachandran,²⁶ R. L. Ray,⁵² R. Reed,²⁸ H. G. Ritter,²⁷ J. B. Roberts,⁴² O. V. Rogachevskiy,²⁴ J. L. Romero,⁷ L. Ruan,⁵ J. Rusnak,³⁴ O. Rusnakova,¹³ N. R. Sahoo,⁵¹ P. K. Sahu,²² S. Salur,⁴³ J. Sandweiss,⁶⁰ J. Schambach,⁵² A. M. Schmah,²⁷ W. B. Schmidke,⁵ N. Schmitz,²⁹ B. R. Schweid,⁴⁹ F. Seck,¹⁴ J. Seger,¹² M. Sergeeva,⁸ R. Seto,⁹ P. Seyboth,²⁹ N. Shah,⁴⁷ E. Shahaliev,²⁴ P. V. Shanmuganathan,²⁸ M. Shao,⁴⁵ F. Shen,⁴⁶ W. Q. Shen,⁴⁷ S. S. Shi,¹⁰ Q. Y. Shou,⁴⁷ E. P. Sichtermann,²⁷ S. Siejka,⁵⁸ R. Sikora,² M. Simko,³⁴ JSingh,³⁷ S. Singha,²⁵ D. Smirnov,⁵ N. Smirnov,⁶⁰ W. Solyst,²⁰ P. Sorensen,⁵ H. M. Spinka,⁴ B. Srivastava,⁴⁰ T. D. S. Stanislaus,⁵⁶ D. J. Stewart,⁶⁰ M. Strikhanov,³¹ B. Stringfellow,⁴⁰ A. A. P. Suaide,⁴⁴ T. Sugiura,⁵⁴ M. Sumera,³⁴ B. Summa,³⁸ X. M. Sun,¹⁰ Y. Sun,⁴⁵ B. Surrow,⁵⁰ D. N. Svirida,³ P. Szymanski,⁵⁸ A. H. Tang,⁵ Z. Tang,⁴⁵ A. Taranenko,³¹ T. Tarnowsky,³⁰ J. H. Thomas,²⁷ A. R. Timmins,¹⁹ D. Tlusty,⁴² T. Todoroki,⁵ M. Tokarev,²⁴ C. A. Tomkiel,²⁸ S. Trentalange,⁸ R. E. Tribble,⁵¹ P. Tribedy,⁵ S. K. Tripathy,²² O. D. Tsai,⁸ B. Tu,¹⁰ T. Ullrich,⁵ D. G. Underwood,⁴ I. Upsal,^{5,46} G. Van Buren,⁵ J. Vanek,³⁴ A. N. Vasiliev,³⁹ I. Vassiliev,¹⁶ F. Videbæk,⁵ S. Vokal,²⁴ S. A. Voloshin,⁵⁹ A. Vossen,²⁰ F. Wang,⁴⁰ G. Wang,⁸ P. Wang,⁴⁵ Y. Wang,¹⁰ Y. Wang,⁵³ J. C. Webb,⁵ L. Wen,⁸ G. D. Westfall,³⁰ H. Wieman,²⁷ S. W. Wissink,²⁰ R. Witt,⁵⁵ Y. Wu,²⁵ Z. G. Xiao,⁵³ G. Xie,¹¹ W. Xie,⁴⁰ J. Xu,¹⁰ N. Xu,²⁷ Q. H. Xu,⁴⁶ Y. F. Xu,⁴⁷ Z. Xu,⁵ C. Yang,⁴⁶ Q. Yang,⁴⁶ S. Yang,⁵ Y. Yang,³³ Z. Ye,¹¹ Z. Ye,¹¹ L. Yi,⁴⁶ K. Yip,⁵ I. -K. Yoo,⁴¹ H. Zbroszczyk,⁵⁸ W. Zha,⁴⁵ J. Zhang,²¹ J. Zhang,²⁷ L. Zhang,¹⁰ S. Zhang,⁴⁵ S. Zhang,⁴⁷ X. P. Zhang,⁵³ Y. Zhang,⁴⁵ Z. Zhang,⁴⁷ J. Zhao,⁴⁰ C. Zhong,⁴⁷ C. Zhou,⁴⁷ X. Zhu,⁵³ Z. Zhu,⁴⁶ and M. Zyzak¹⁶

(STAR Collaboration)

¹Abilene Christian University, Abilene, Texas 79699

²AGH University of Science and Technology, FPACS, Cracow 30-059, Poland

³Alikhanov Institute for Theoretical and Experimental Physics, Moscow 117218, Russia

- ⁴Argonne National Laboratory, Argonne, Illinois 60439
⁵Brookhaven National Laboratory, Upton, New York 11973
⁶University of California, Berkeley, California 94720
⁷University of California, Davis, California 95616
⁸University of California, Los Angeles, California 90095
⁹University of California, Riverside, California 92521
¹⁰Central China Normal University, Wuhan, Hubei 430079
¹¹University of Illinois at Chicago, Chicago, Illinois 60607
¹²Creighton University, Omaha, Nebraska 68178
¹³Czech Technical University in Prague, FNSPE, Prague 115 19, Czech Republic
¹⁴Technische Universität Darmstadt, Darmstadt 64289, Germany
¹⁵Eötvös Loránd University, Budapest, Hungary H-1117
¹⁶Frankfurt Institute for Advanced Studies FIAS, Frankfurt 60438, Germany
¹⁷Fudan University, Shanghai, 200433
¹⁸University of Heidelberg, Heidelberg 69120, Germany
¹⁹University of Houston, Houston, Texas 77204
²⁰Indiana University, Bloomington, Indiana 47408
²¹Institute of Modern Physics, Chinese Academy of Sciences, Lanzhou, Gansu 730000
²²Institute of Physics, Bhubaneswar 751005, India
²³University of Jammu, Jammu 180001, India
²⁴Joint Institute for Nuclear Research, Dubna 141 980, Russia
²⁵Kent State University, Kent, Ohio 44242
²⁶University of Kentucky, Lexington, Kentucky 40506-0055
²⁷Lawrence Berkeley National Laboratory, Berkeley, California 94720
²⁸Lehigh University, Bethlehem, Pennsylvania 18015
²⁹Max-Planck-Institut für Physik, Munich 80805, Germany
³⁰Michigan State University, East Lansing, Michigan 48824
³¹National Research Nuclear University MEPhI, Moscow 115409, Russia
³²National Institute of Science Education and Research, HBNI, Jatni 752050, India
³³National Cheng Kung University, Tainan 70101
³⁴Nuclear Physics Institute of the CAS, Rez 250 68, Czech Republic
³⁵Ohio State University, Columbus, Ohio 43210
³⁶Institute of Nuclear Physics PAN, Cracow 31-342, Poland
³⁷Panjab University, Chandigarh 160014, India
³⁸Pennsylvania State University, University Park, Pennsylvania 16802
³⁹Institute of High Energy Physics, Protvino 142281, Russia
⁴⁰Purdue University, West Lafayette, Indiana 47907
⁴¹Pusan National University, Pusan 46241, Korea
⁴²Rice University, Houston, Texas 77251
⁴³Rutgers University, Piscataway, New Jersey 08854
⁴⁴Universidade de São Paulo, São Paulo, Brazil 05314-970
⁴⁵University of Science and Technology of China, Hefei, Anhui 230026
⁴⁶Shandong University, Qingdao, Shandong 266237
⁴⁷Shanghai Institute of Applied Physics, Chinese Academy of Sciences, Shanghai 201800
⁴⁸Southern Connecticut State University, New Haven, Connecticut 06515
⁴⁹State University of New York, Stony Brook, New York 11794
⁵⁰Temple University, Philadelphia, Pennsylvania 19122
⁵¹Texas A&M University, College Station, Texas 77843
⁵²University of Texas, Austin, Texas 78712
⁵³Tsinghua University, Beijing 100084
⁵⁴University of Tsukuba, Tsukuba, Ibaraki 305-8571, Japan
⁵⁵United States Naval Academy, Annapolis, Maryland 21402
⁵⁶Valparaiso University, Valparaiso, Indiana 46383
⁵⁷Variable Energy Cyclotron Centre, Kolkata 700064, India
⁵⁸Warsaw University of Technology, Warsaw 00-661, Poland
⁵⁹Wayne State University, Detroit, Michigan 48201
⁶⁰Yale University, New Haven, Connecticut 06520
- (Dated: DRAFT September 25, 2018)

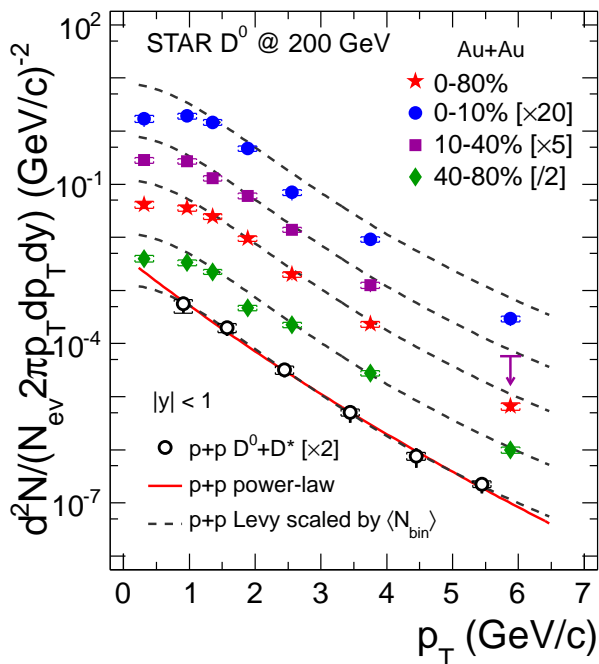


FIG. 2: (Color online) Centrality dependence of the D^0 p_T differential invariant yield in Au+Au collisions (solid symbols). The curves are number-of-binary-collision-scaled Levy functions from fitting to the $p+p$ result (open circles), which has been updated from [2] with the latest global analysis of charm fragmentation ratios from Ref. [3] and also taking into account the p_T dependence of the fragmentation ratio between D^0 and $D^{*\pm}$ from PYTHIA 6.4 [4]. The arrow denotes the upper limit with 90% confidence level of the last data point for 10–40% collisions. The systematic uncertainties are shown as square brackets.

In this erratum we report changes on the D^0 p_T spectra and nuclear modification factor (R_{AA}) in Au+Au collisions at $\sqrt{s_{NN}} = 200$ GeV by fixing the errors in the efficiency and selection criteria that affected the Au+Au results. The $p+p$ reference spectrum has changed as well and is updated with new fragmentation parameters.

In the original Letter [1], we reported on measurements of the nuclear modification factor of D^0 mesons in Au+Au collisions at $\sqrt{s_{NN}} = 200$ GeV. We have identified two errors in the estimation of the particle identification efficiency. Considering the high combinatorial background in D^0 meson reconstruction in Au+Au collisions, a hybrid particle identification method was used in this analysis to improve significance of the signal. For $p < 1.6$ GeV/ c , pion and kaon candidates were selected by requiring a selection on the ionization energy loss of the particle passing through the Time Projection Chamber (TPC), good matching to a hit on the Time of Flight detector (TOF), and a TOF $1/\beta$ (the reciprocal of particle velocity) selection. For $p > 1.6$ GeV/ c , candidates were required to pass the TPC ionization energy loss (dE/dx) selection and the $1/\beta$ selection was required for

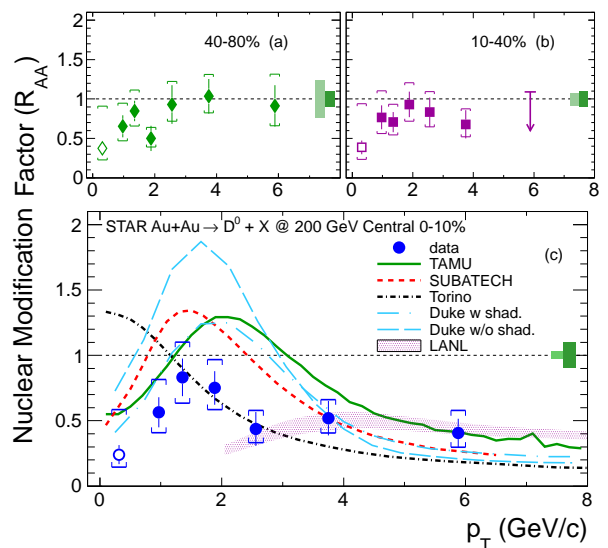


FIG. 3: (Color online) Panels (a)(b): D^0 R_{AA} for peripheral 40–80% and semi-central 10–40% collisions; Panel (c): D^0 R_{AA} for 0–10% most central events (blue circles) compared with model calculations from the TAMU (solid curve), SUBATECH (dashed curve), Torino (dot-dashed curve), Duke (long-dashed and long-dot-dashed curves), and LANL groups (filled band). The open symbol indicates the result with the extrapolated $p+p$ reference. The vertical lines and brackets around the data points denote the statistical and systematic uncertainties respectively. The vertical bars around unity denote the overall normalization uncertainties in the Au+Au and $p+p$ data, respectively. The R_{AA} probability distribution for the 0–0.7 GeV/ c data point is largely skewed. The uncertainty we report is the 68.3% probability range with respect to the measured central value assuming Gaussian distribution.

those tracks with good TOF matching. This helps to enhance pion and kaon identification purity. The first error was that in the analysis of the reconstructed data, we did not correctly reject tracks with TOF matching, but with no valid β information due to unavailable calibration parameters. The second error was that we accounted for the efficiency of a distance of closest approach to primary vertex (DCA) selection twice. The DCA-in-the-transverse-plane selection was applied to tracks to insure a good TOF path length calculation by ensuring the tracks are primary. The difference in efficiency from the two errors combined is 30% for single tracks at low p_T and it decreases with increasing p_T compared with the previous result in Au+Au collisions. This results in a factor of two higher D^0 yields estimation at $p_T < 2$ GeV/ c compared to the case when the correct algorithm is used, affecting results in all centralities in [1].

After correcting the two errors, the new D^0 p_T spectra are shown in Fig. 2 as solid symbols for different centralities bins. The vertical bars on the points represent the statistical uncertainties and the brackets denote the systematic uncertainties. The measured D^0 production cross

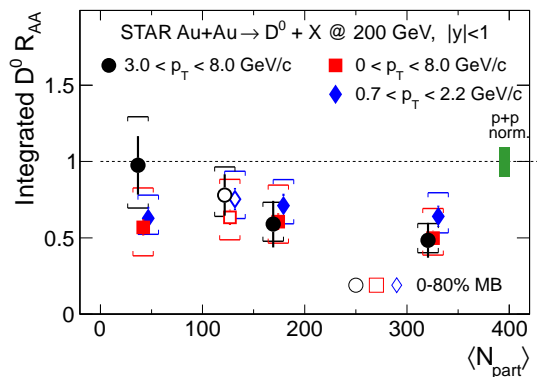


FIG. 4: (Color online) Integrated $D^0 R_{AA}$ as a function of N_{part} in different p_T regions: 0–8 GeV/c (squares), 0.7–2.2 GeV/c (diamonds) and 3–8 GeV/c (circles). Open symbols are for the 0–80% minimum bias events. The vertical bar around unity denotes the overall normalization uncertainty from $p+p$ reference.

section per nucleon-nucleon-collision at mid-rapidity in the 0%–10% most-central collisions is updated as $41 \pm 4(\text{stat}) \pm 5(\text{syst}) \mu\text{b}$. The $p+p$ D^0 reference spectrum, shown as open circles, was obtained using the D^0 measurement at $p_T < 2.0$ GeV/c and $D^{*\pm}$ measurement at $p_T > 2.0$ GeV/c. We updated our $p+p$ reference spectrum in this erratum using the latest global analysis of charm fragmentation ratios from Ref. [3] and also by taking into account the p_T dependence of the fragmentation ratio between D^0 and $D^{*\pm}$ from PYTHIA 6.4 [4], which increases the yield as p_T increases, reaching 40%. The dashed curves are Levy function [5] fits to the $p+p$ reference, scaled by the number of binary collisions, N_{bin} [6]. In our previous $p+p$ collision analysis, TOF matching was always required for the entire p_T region in order to minimize the pile-up impact in high luminosity $p+p$ collisions. Therefore, the $p+p$ data were not affected by the error in the Au+Au analysis due to a less complicated algorithm. With these new updates, the $p+p$ D^0 production cross section at mid-rapidity is measured as $80 \pm 11(\text{stat}) \pm 16(\text{syst}) \mu\text{b}$.

Figure 3 shows $D^0 R_{AA}$ for the centrality bins of 40–80% (a), 10–40% (b) and 0–10% (c). The vertical lines and brackets indicate the statistical and systematic uncertainties, respectively. The vertical bars around unity from left to right represent the uncertainties for N_{bin} and $p+p$ cross-section, respectively. The $D^0 R_{AA}$ as a function of p_T is calculated as the ratio between the D^0 yield in each p_T bin for each centrality of Au+Au collisions to the Levy function fit to the $p+p$ data scaled by N_{bin} [2]. The statistical and systematic uncertainties of the $p+p$ reference are displayed in this figure only within the systematic uncertainty of R_{AA} . The uncertainty in the $p+p$ reference dominates this systematic uncertainty, and includes the 1σ uncertainty from the Levy fit and the

difference between Levy and power-law function fits for extrapolation to low and high p_T , expressed as 1 standard deviation. The conclusion of strong suppression observed in 0–10% central collisions for $p_T > 2.5$ GeV/c still holds, while it is consistent with unity in peripheral collisions in this p_T region. At $p_T < 1$ GeV/c, the D^0 yield is found to be suppressed in all centralities. The total charm quark pair yield is expected to follow N_{bin} scaling as charm quarks are believed to be predominately produced in initial hard scatterings. Charm quark hadronization from a coalescence mechanism may lead to an enhancement in the relative fractions of D_s and Λ_c hadrons in heavy-ion collisions [7], therefore resulting in a reduction in the observed D^0 yields in Au+Au collisions. In addition, cold nuclear matter effects, e.g. nuclear shadowing effect in gluon parton distributions, may also play an important role. In 0–10% collisions, the suppression level is around 0.5 for $p_T > 3$ GeV/c, which is comparable to both the measurements of electrons from heavy flavor hadron decays [8, 9] and the light hadrons [10].

The integrated R_{AA} over p_T is calculated as a ratio of the integrated D^0 yield in Au+Au collisions to that of the $p+p$ reference scaled by the N_{bin} in the given p_T region. Figure 4 shows the integrated $D^0 R_{AA}$ as a function of number of participants (N_{part}), which represents the collision centrality from the Glauber model [11]. The R_{AA} for $0 < p_T < 8$ GeV/c is suppressed in all centralities and exhibits a weak dependence on N_{part} . The integrated R_{AA} of D^0 is more suppressed at high p_T in more central collisions.

In summary, the original conclusion in the published paper [1] about the suppression of the $D^0 R_{AA}$ at $p_T > 3$ GeV/c is still valid. The bump structure in the intermediate p_T region is still there but no significant enhancement is observed. Since the D^0 cross section is suppressed integrated over all p_T , it is difficult to draw a conclusion on the binary scaling of the total charm production cross section, which requires other charmed hadron measurements.

We thank the RHIC Operations Group and RCF at BNL, the NERSC Center at LBNL, and the Open Science Grid consortium for providing resources and support. This work was supported in part by the Office of Nuclear Physics within the U.S. DOE Office of Science, the U.S. National Science Foundation, the Ministry of Education and Science of the Russian Federation, National Natural Science Foundation of China, Chinese Academy of Science, the Ministry of Science and Technology of China and the Chinese Ministry of Education, the National Research Foundation of Korea, Czech Science Foundation and Ministry of Education, Youth and Sports of the Czech Republic, Department of Atomic Energy and Department of Science and Technology of the Government of India, the National Science Centre of Poland, the Ministry of Science, Education and Sports of the Republic of Croatia, RosAtom of Russia and German Bundesminis-

terium für Bildung, Wissenschaft, Forschung and Technologie (BMBF) and the Helmholtz Association.

-
- [1] L. Adamczyk *et al.* [STAR Collaboration], *Phys. Rev. Lett.* **113**, 142301 (2014).
- [2] L. Adamczyk *et al.* [STAR Collaboration], *Phys. Rev. D* **86**, 072013 (2012).
- [3] M. Lisovsky *et al.*, *Eur. Phys. J. C* **76**, 7, 397 (2016).
- [4] T. Sjöstrand, S. Mrenna, and P. Skands, *Eur. Phys. J. C* **0605**, 026 (2006).
- [5] C. Tsallis, *J. Stat. Phys.* **52**, 479 (1988).
- [6] B.I. Abelev *et al.* [STAR Collaboration], *Phys. Rev. C* **79**, 034909 (2009).
- [7] M. He, R. J. Fries and R. Rapp, *Phys. Rev. Lett.* **110**, 112301 (2013); S. Plumari, V. Minissale, S.K. Das, G. Coci and V. Greco, *Eur. Phys. J. C* **78**, 348 (2018); Y. Oh, C. Ko, S. Lee and S. Yasui. *Phys. Rev. C* **79**, 044905 (2009); S. Ghosh, S.K. Das, V. Greco, S. Sarkar and J.E. Alam, *Phys. Rev. D* **90**, 054018 (2014).
- [8] B.I. Abelev *et al.* [STAR Collaboration], *Phys. Rev. Lett.* **98**, 192301 (2007).
- [9] S. S. Adler *et al.* [PHENIX Collaboration], *Phys. Rev. Lett.* **96**, 032301 (2006).
- [10] B.I. Abelev *et al.* [STAR Collaboration], *Phys. Rev. Lett.* **97**, 152301 (2006).
- [11] P. Shukla arXiv: nucl-th/0112039, 2001.