

AUDIO-VISUAL SPEECH RECOGNITION WITH A HYBRID CTC/ATTENTION ARCHITECTURE

Stavros Petridis^{1,3}, Themos Stafylakis^{2,4}, Pingchuan Ma¹
Georgios Tzimiropoulos^{2,3}, Maja Pantic^{1,3}

¹Dept. of Computing, Imperial College London, UK

²Computer Vision Laboratory, University of Nottingham, UK

³Samsung AI Center, Cambridge, UK

⁴Omia - Conversational Intelligence, Athens, Greece

stavros.petridis04@imperial.ac.uk, tstafylakis@omia.com

ABSTRACT

Recent works in speech recognition rely either on connectionist temporal classification (CTC) or sequence-to-sequence models for character-level recognition. CTC assumes conditional independence of individual characters, whereas attention-based models can provide nonsequential alignments. Therefore, we could use a CTC loss in combination with an attention-based model in order to force monotonic alignments and at the same time get rid of the conditional independence assumption. In this paper, we use the recently proposed hybrid CTC/attention architecture for audio-visual recognition of speech in-the-wild. To the best of our knowledge, this is the first time that such a hybrid architecture is used for audio-visual recognition of speech. We use the LRS2 database and show that the proposed audio-visual model leads to an 1.3% absolute decrease in word error rate over the audio-only model and achieves the new state-of-the-art performance on LRS2 database (7% word error rate). We also observe that the audio-visual model significantly outperforms the audio-based model (up to 32.9% absolute improvement in word error rate) for several different types of noise as the signal-to-noise ratio decreases.

Index Terms— Audiovisual Speech Recognition, Attention Architectures, CTC, Audiovisual Fusion

1. INTRODUCTION

Traditional audiovisual fusion systems consist of two stages, feature extraction from the image and audio signals and combination of the features for joint classification [1, 2, 3]. Although decades of research in acoustic speech recognition have resulted in a standard set of audio features, there is not a standard set of visual features yet. This issue has been recently addressed by the introduction of deep learning in this field. In the first generation of deep models, deep bottleneck architectures [4, 5, 6, 7, 8, 9] were used to reduce the dimen-

sionality of various visual and audio features extracted from the mouth regions of interest (ROI) and the audio signal. Then these features are fed to a classifier like a support vector machine or a Hidden Markov Model.

Recently, few deep models have been presented which extract features directly from the mouth ROI pixels. The main approaches followed can be divided into two groups. In the first one, fully connected layers are used to extract features and LSTM layers model the temporal dynamics of the sequence [10, 11]. In the second group, a 3D convolutional layer is used followed either by standard convolutional layers [12, 13] or residual networks (ResNet) [14] combined with LSTMs or GRUs.

These works have also been extended to audio-visual models. Chung et al. [15] applied an attention mechanism to both the mouth ROIs and MFCCs for continuous speech recognition. Petridis et al. [16] used fully connected layers together with LSTMs are used in order to extract features directly from raw images and spectrograms and perform classification on the OuluVS2 database [17]. This method has been extended to extract features directly from raw images and audio waveforms using ResNets and bidirectional gated recurrent units (BGRUs) [18] and achieves the state-of-the-art performance on the LRW dataset [19] for isolated within context word recognition in-the-wild.

In this work, we use ResNets to extract features directly from the mouth ROIs together with a hybrid CTC/attention architecture [20] for audio-visual continuous speech recognition in-the-wild. Attention-based speech recognition uses an attention mechanism to find an alignment between each element of the output sequence and the hidden states generated by the encoder network for each frame of acoustic/visual input. The main problem with this approach is that it allows non-sequential alignments. This can be addressed using a connectionist temporal classification (CTC) objective (which allows for a strictly monotonic alignment) together with the attention-based encoder-decoder. This hybrid CTC/attention

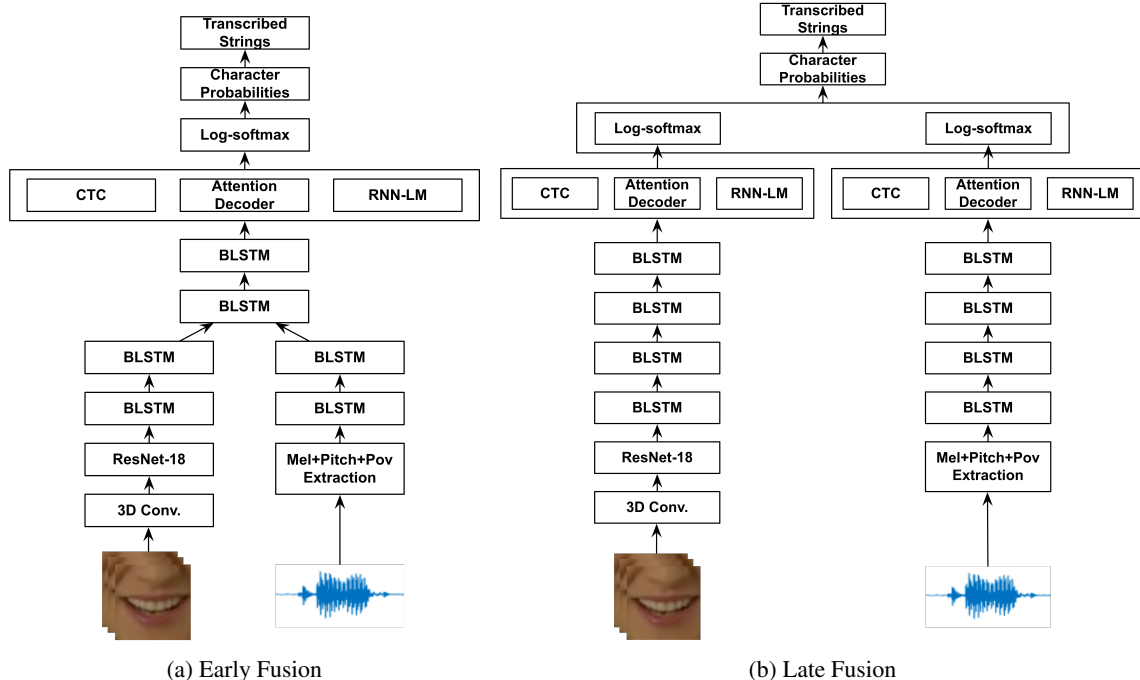


Fig. 1: Architectures considered in this work. The encoder consists of a stack of BLSTMs, whereas a joint CTC/attention approach is followed for decoding together with an external language model.

Table 1: Statistics of the LRS2 dataset.

Set	No. Utterances	No. Words	Vocabulary
Pre-training	96318	2064118	41427
Training	45839	329180	17660
Validation	1082	7866	1984
Test	1243	6663	1698

architecture has been successfully used in acoustic speech recognition [20]. A similar idea has been explored in [21] where a cascaded CTC-attention model is proposed for visual speech recognition on the GRID database, which has been recorded in a lab environment. To the best of our knowledge, this is the first work which uses a hybrid CTC/attention architecture for audio-visual speech recognition in-the-wild. For this purpose, we use the LRS2 database, which is the largest publicly available database of continuous audio-visual speech in-the-wild.

The proposed system, Fig. 1, results in an absolute decrease of 6.9% in word error rate (WER) for visual-only speech recognition over the state-of-the-art on LRS2 (without using external datasets). The audio-visual model leads to a 1.3% absolute improvement over the audio-only model in clean audio conditions and achieves the new state-of-the-art audio-visual performance (7% WER) outperforming even

models which were pre-trained on external datasets. We also investigate the effect of different types of noise at varying levels of signal-to-noise ratio (SNR), from -5dB to 20dB, on the audio-only and audio-visual models. As expected the audio-visual model is more robust to all types of noise leading to an absolute decrease in WER of up to 32.9% at high SNR levels over the audio-based model.

2. LRS2 DATABASE

For the purposes of this study we use the Lip Reading Sentences 2 (LRS2) database [15, 22] which is the largest publicly available dataset for lip reading sentences in-the-wild. The database consists of short segments (up to 6.2 seconds) from BBC programmes, mainly news and talk shows. It is a very challenging set since it contains thousands of speakers and large variation in head pose (from frontal to profile) and illumination.

The dataset contains more than 2 million words and more than 140K utterances. An example of large head pose variation can be seen in Fig. 2. The dataset is already divided into training, validation and test sets and also contains a pre-training set which contains longer segments (up to 181.8 seconds) which can be used to pre-train a model. Details about the dataset can be found in Table 1.



Fig. 2: Example of significant head pose variation from the LRS2 dataset.

3. ARCHITECTURE

3.1. Features

Visual Features: The visual feature extractor is based on the model proposed in [14]. It consists of a spatiotemporal convolution with a filter width of 5 frames, which is capable of capturing the short-term dynamics of the mouth region, followed by an 18-layer residual network (ResNet). The ResNet drops progressively the spatial dimensionality until its output becomes a single dimensional tensor per time step. The output of the last fully connected of the ResNet is used as the visual feature representation. The features are extracted at 25 frames per second (fps) which is the frame rate of the input video.

Audio Features: We use 80 log Mel features together with pitch, delta pitch and probability of voicing, so there are 83 features in total. The features are extracted using a 25ms Hamming window with stride 10ms which results in 100 fps.

3.2. Hybrid CTC/Attention

To map a set of input sequences such as audio or video streams to corresponding output sequences, we consider a hybrid CTC/attention architecture [20] in this paper. This architecture uses a typical encoder-decoder attention structure. A stack of Bidirectional Long Short Term Memory Networks (BLSTMs) is employed in the encoder to convert input streams $\mathbf{x} = (x_1, \dots, x_T)$ into frame-wise hidden feature representations. These features are then consumed by a joint decoder including a recurrent neural network language model (RNN-LM), attention and CTC mechanisms to output a label sequence $\mathbf{y} = (y_1, \dots, y_L)$. To perform alignment between input frames and output characters, we use a location-based attention mechanism, which takes into account both content and location information for selecting the next step in the input sequence [23].

This architecture is proven to be advantageous for three reasons. First, the attention mechanism is built without any conditional independence assumptions. This helps build a more precise model. Second, a new blank token introduced in CTC is capable of directly transcribing between variable sequences without any intermediate annotation. Furthermore, the joint architecture introduces CTC for satisfying the monotonic alignment property required in speech recognition.

The joint architecture shares the same encoder but uses separate mechanisms in the decoder, which can be considered as multi-task learning. During training, the objective function is performed by a linear combination of the CTC and attention objectives, which is computed as follows:

$$\mathcal{L} = \alpha \log p_{ctc}(\mathbf{y}|\mathbf{x}) + (1 - \alpha) \log p_{att}(\mathbf{y}|\mathbf{x}) \quad (1)$$

where α controls the relative weight in CTC and attention mechanisms.

In the decoding phase, a joint CTC/attention approach is employed. This approach overcomes the drawback of the attention-only approach that has non-monotonic alignment and end-of-sentence detection issues. We obtain a joint score based on attention probabilities and CTC probabilities for decoding character-level sequences. The most probable output hypothesis \hat{y} is computed as follows:

$$\hat{y} = \arg \max_{\mathbf{y} \in \mathbf{U}} \{ \lambda \log p_{ctc}(\mathbf{y}|\mathbf{x}) + (1 - \lambda) \log p_{att}(\mathbf{y}|\mathbf{x}) \} \quad (2)$$

where λ^1 is the weight of CTC and \mathbf{U} is the set of labels plus an extra end-of-sentence label. This approach also includes a beam search algorithm that recursively advances to the next label using the joint score of each partial hypothesis.

For decoding, we include a character-level RNN-LM, which we train on LRS2 (train and pretrain sets) as well as on LibriSpeech [25]. The RNN-LM is incorporated through shallow fusion [26], which is described as follows:

$$\log p^{hyb}(\mathbf{y}|\mathbf{x}) = \lambda \log p_{ctc}(\mathbf{y}|\mathbf{x}) + (1 - \lambda) \log p_{att}(\mathbf{y}|\mathbf{x}) + \beta \log p_{RNN-LM}(\mathbf{y}) \quad (3)$$

$$\hat{y}^* = \arg \max_{\mathbf{y} \in \mathbf{U}} \{ \log p^{hyb}(\mathbf{y}|\mathbf{x}) \} \quad (4)$$

where β is a relative weight for the RNN-LM model.

3.3. Fusion Types

Two types of fusion are considered in this work, early fusion and late fusion as shown in Fig. 1. In early fusion, audio and visual features are concatenated inside the encoder as shown

¹We follow the notation of the ESPnet toolkit[24] where the relative weight of CTC during training can be different than the CTC weight during decoding.

in Fig. 1a. They are fed to two independent 2-layer BLSTMs whose outputs are concatenated. This is followed by another 2-layer BLTSM which produces the hidden representations fed to the CTC/attention decoder.

In late fusion, Fig. 1b, audio and video are modeled independently by separate encoder-decoder architectures and then the generated character probabilities are fused as follows:

$$\log p_{late_fusion}^{hyb} = \gamma \log p_{audio}^{hyb} + (1 - \gamma) \log p_{visual}^{hyb} \quad (5)$$

where γ , from 0.0 to 1.0, is a hyper-parameter to control the relative weight between audio and visual probabilities.

4. EXPERIMENTAL SETUP

4.1. Pre-processing

The first step is the extraction of the mouth ROI from the LRS2 dataset. Since the mouth ROIs are already centered, a fixed bounding box of 130 by 80 is used for all videos, which is then resized to 122 by 122 (the input frame size of the ResNet is 112 by 112, using random cropping in training and the central patch in testing). Finally, the frames are transformed to grayscale and are normalized with respect to the overall mean and variance. The audio features are normalised by removing the mean and dividing by the standard deviation in each utterance.

4.2. Evaluation Protocol

Details about the data, which are already divided into training, validation and test sets, can be found in Table 1. The utterances in the pre-training set correspond to part-sentences as well as multiple sentences, whereas the training set only consists of single full sentences.

5. TRAINING

Training is divided into 3 phases: first the visual feature extractor is pre-trained on LRW and fine-tuned on LRS2. Then, the hybrid CTC/Attention model is trained with the extracted visual and audio features. The ESPnet toolkit [24] is used for training the hybrid CTC/attention architecture. Finally, an external language model is trained using 2 text corpora.

5.1. Pre-training of Visual Feature Extractor

The ResNet is first pretrained on LRW for isolated word recognition. A 2-layer BLSTM is added on top of the ResNet and the model is trained end-to-end (using a softmax output layer) as described in [14]. The Adam training algorithm [27] is used for end-to-end training with a mini-batch size of 36 sequences and an initial learning rate of 0.0003. Early stopping with a delay of 5 epochs is also used. Data augmentation

is also performed on the video sequences of mouth ROIs. This is done by applying random cropping and horizontal flips with probability 50% to all frames of a given clip.

The model is then further fine-tuned on the pretrain set LRS2. The pretrain set is useful for this purpose, not merely due to its large number of utterances, but also due to its more detailed annotation files, containing information about the (estimated) time each word begins and ends. Word boundaries permit us to excerpt fixed-duration video segments containing specific words and essentially mimic the LRW set-up. To this end, we select the 2000 most frequently appearing words containing at least 4 phonemes and we extract frame sequences of 1.5sec duration, having the target word in the center.

5.2. Hybrid CTC/Attention

The hybrid CTC/Attention model is trained for 20 epochs using Adadelta with a mini-batch size of 10. Data augmentation is applied to the raw audio sequences before computing the mel and pitch features. During training babble noise at different SNR levels (0 dB, 5 dB and 10 dB) from the NOISEX database [28] might be added to the original audio clip. The selection of one of the noise levels or the use of the clean audio is done using a uniform distribution.

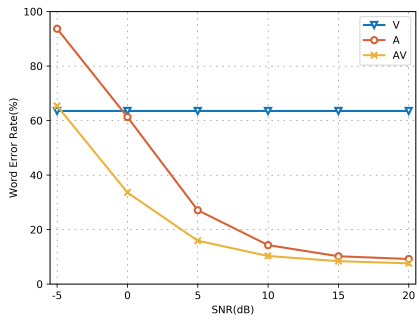
We also used label smoothing during training for the audio and visual models. There was no improvement on the validation set in case of audio-visual models so label smoothing was not applied in this case.

5.3. Language Model

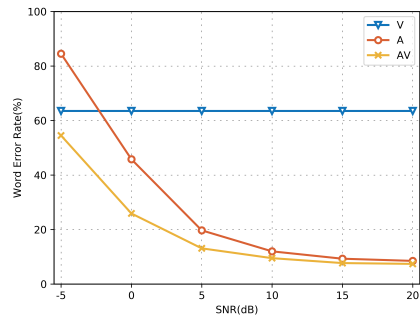
The language model is trained by combining two different text corpora. The first one contains the transcriptions of the LibriSpeech corpus which contains 9.4 million words. The second one contains the transcriptions of the LRS2 pre-train set which contains more than 2 million words.

5.4. Parameters

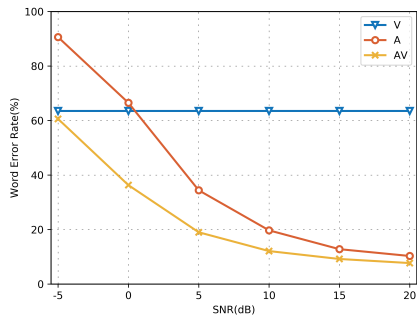
The default parameters of the ESPnet toolkit [24] have been used. The only exception is the CTC weight α and λ from eq. 1 and 2, respectively, which are optimised on the validation set. The optimal values for α and λ are 0.2 and 0.1, respectively. The late fusion weight γ from eq. 5 is also optimised on the validation set and the optimal value found is 0.85. The language model weight β is set to 0.4 for the audio and audio-visual models and 0.1 for the visual models. Finally, the width of beam search is set to 20.



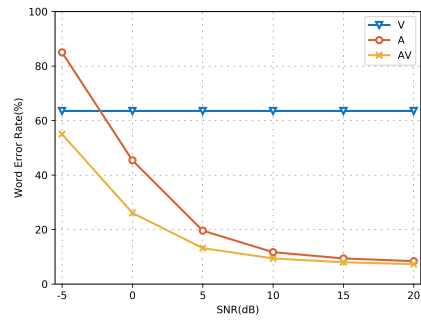
(a) Cafe



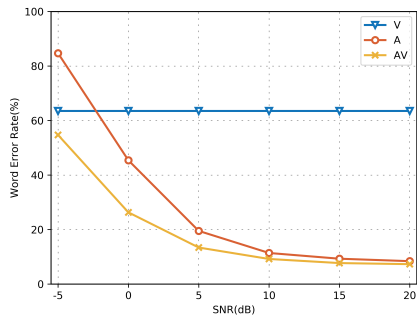
(b) Street



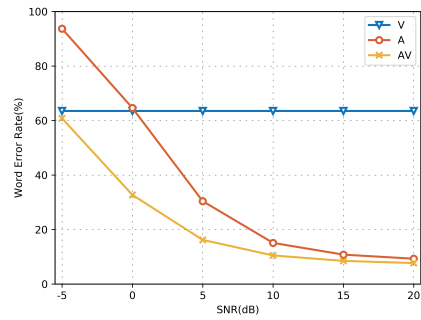
(c) Pink



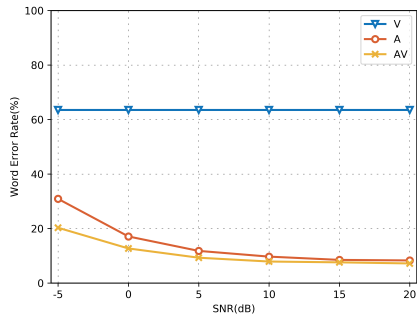
(d) White



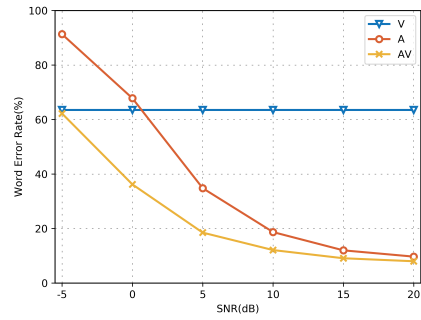
(e) Doing Dishes



(f) Construction Drilling



(g) Car



(h) Train

Fig. 3: WER of the video-only (V), audio-only (A) and audio-visual (AV) models as a function of the SNR for various noise types.

Table 2: Character error rate (CER) and Word Error Rate (WER) of the Audio-only (A), Video-only (V) and Audio-Visual models (A + V) on the LRS2 database. * The model in [29] is first pre-trained on a non-publicly available dataset.

Stream	CER	WER
A	4.4	8.3
A [29]*	-	9.7
A [30]	14.3	29.9
V	42.1	63.5
V [15] ²	-	70.4
V [29]*	-	50.0
A + V (Late Fusion)	4.7	8.5
A + V (Early Fusion)	3.6	7.0
A + V [29]*	-	8.2
A + V [30]	14.1	30.5

6. RESULTS

Results are shown in Table 2. We report the performance of the audio-only, visual-only and audiovisual models for both fusion types. It should be noted that the results shown correspond to visual features upsampled to 50 fps using linear interpolation. This is due to better performance observed on the validation set. Further upsampling did not improve the performance. The audio frame rate did not affect the performance so we report audio results at 100 fps. However, for all types of fusion we downsample audio to 50fps.

The proposed visual-only system results in an absolute improvement of 6.9% in WER compared to [15] which is the state-of-the-art performance when training only on LRS2, i.e., without using any external databases. Afouras et al. [29] achieve a much lower WER but their model is pre-trained on a non-publicly available dataset.

The audio-only model achieves an 8.3% WER and 4.4% CER. The audio-visual system using early fusion leads to an improvement over the audio-only models of 1.3% and 0.8% in WER and CER, respectively. Late fusion performs worse than early fusion resulting in an 8.5% WER, possibly because it cannot directly model the correlation between audio and visual features. It is worth pointing out that both the audio-only and audio-visual models, which are trained only on LRS2, outperform [29] which has been pre-trained on external databases. The WER of 7% achieved by the audio-visual model is also the new state-of-the-art performance on LRS2.

In order to investigate the robustness to audio noise of the audiovisual fusion approach we run experiments under varying noise levels (using early fusion). The audio signal for each

sequence is corrupted by additive noise so as the SNR varies from -5 dB to 20 dB. Five different noise types from [31] are used, cafe, street, construction drilling, train and car noises. Three more noise types are used from [32], white, pink and doing dishes noises.

Results for the audio, visual and audiovisual models under noisy conditions are shown in Fig. 3. The video-only classifier (blue line) is not affected by the addition of the audio noise and therefore its performance remains constant over all noise levels. On the other hand, as expected, the performance of the audio-only model (red line) is significantly affected. The WER of the audio-only model for all noise types lies between 8.3% and 10.3% at 20dB. On the other hand, the WER lies between 84.5% and 93.7% at -5dB. The only exception is the case of car noise, which corresponds to noise recorded inside a car driving at 60 miles per hour. The WER of the audio-only model for this type of noise is 30.9%.

The audiovisual model (yellow line) is more robust to audio noise than the audio-only models. It results in an absolute improvement of up to 7.6% (pink noise) under low noise levels (10 dB to 20 dB) but it significantly outperforms the audio-only model under high noise levels (-5 dB to 5 dB). In particular, it leads to an absolute improvement between 10.6% (car noise) and 32.9% (construction drilling noise) at -5dB. It is clear from Fig. 3 that although the absolute improvement of the audio-visual model over the audio-only model is noise dependent, it generally increases as the SNR level becomes lower.

7. CONCLUSIONS

In this work, we present a joint CTC/attention hybrid architecture for audio-visual speech recognition. Results on the largest publicly available database for continuous speech recognition in-the-wild (LRS2) show that the audio-visual model significantly outperforms the audio-only model especially at high levels of noise and also achieves the new state-of-the-art performance on this dataset. We use different types of noise and we show that this is true independently of the noise type considered. Finally, it would also be interesting to investigate in future work an adaptive fusion mechanism which learns to weight each modality based on the noise levels.

8. ACKNOWLEDGEMENTS

The work of Themis Stafylakis has been funded from the European Union Horizon 2020 research and innovation programme under the Marie Skłodowska-Curie grant agreement No. 706668 (Talking Heads). The work of Pingchuan Ma has been partially funded by Honda.

²Video-only results from [15] are reported on http://www.robots.ox.ac.uk/~vgg/data/lip_reading/lrs2.html.

9. REFERENCES

- [1] G. Potamianos, C. Neti, G. Gravier, A. Garg, and A. W. Senior, "Recent advances in the automatic recognition of audiovisual speech," *Proceedings of the IEEE*, vol. 91, no. 9, pp. 1306–1326, Sept 2003.
- [2] S. Dupont and J. Luetttin, "Audio-visual speech modeling for continuous speech recognition," *IEEE Trans. on Multimedia*, vol. 2, no. 3, pp. 141–151, 2000.
- [3] S. Petridis and M. Pantic, "Prediction-based audiovisual fusion for classification of non-linguistic vocalisations," *IEEE Transactions on Affective Computing*, vol. 7, no. 1, pp. 45–58, 2015.
- [4] J. Ngiam, A. Khosla, M. Kim, J. Nam, H. Lee, and A. Y. Ng, "Multimodal deep learning," in *Proc. of ICML*, 2011, pp. 689–696.
- [5] D. Hu, X. Li, and X. Lu, "Temporal multimodal learning in audiovisual speech recognition," in *IEEE CVPR*, 2016, pp. 3574–3582.
- [6] H. Ninomiya, N. Kitaoka, S. Tamura, Y. Iribe, and K. Takeda, "Integration of deep bottleneck features for audio-visual speech recognition," in *Interspeech*, 2015.
- [7] Y. Mroueh, E. Marcheret, and V. Goel, "Deep multimodal learning for audio-visual speech recognition," in *IEEE ICASSP*, 2015, pp. 2130–2134.
- [8] Y. Takashima, R. Aihara, T. Takiguchi, Y. Arika, N. Mitani, K. Omori, and K. Nakazono, "Audio-visual speech recognition using bimodal-trained bottleneck features for a person with severe hearing loss," *Interspeech*, pp. 277–281, 2016.
- [9] S. Petridis and M. Pantic, "Deep complementary bottleneck features for visual speech recognition," in *ICASSP*, 2016, pp. 2304–2308.
- [10] S. Petridis, Z. Li, and M. Pantic, "End-to-end visual speech recognition with LSTMs," in *IEEE ICASSP*, 2017, pp. 2592–2596.
- [11] M. Wand, J. Koutnik, and J. Schmidhuber, "Lipreading with long short-term memory," in *IEEE ICASSP*, 2016, pp. 6115–6119.
- [12] Y. M. Assael, B. Shillingford, S. Whiteson, and N. de Freitas, "Lipnet: Sentence-level lipreading," *arXiv preprint arXiv:1611.01599*, 2016.
- [13] B. Shillingford, Y. Assael, M. W. Hoffman, T. Paine, C. Hughes, U. Prabhu, H. Liao, H. Sak, K. Rao, L. Bennett, et al., "Large-scale visual speech recognition," *arXiv preprint arXiv:1807.05162*, 2018.
- [14] T. Stafylakis and G. Tzimiropoulos, "Combining residual networks with LSTMs for lipreading," in *Interspeech*, 2017, vol. 9, pp. 3652–3656.
- [15] J. S. Chung, A. Senior, O. Vinyals, and A. Zisserman, "Lip reading sentences in the wild," in *IEEE Conference on Computer Vision and Pattern Recognition*, 2017.
- [16] S. Petridis, Y. Wang, Z. Li, and M. Pantic, "End-to-end audiovisual fusion with LSTMs," in *Auditory-Visual Speech Processing Conference*, 2017.
- [17] I. Anina, Z. Zhou, G. Zhao, and M. Pietikäinen, "OuluVS2: A multi-view audiovisual database for non-rigid mouth motion analysis," in *IEEE FG*, 2015, pp. 1–5.
- [18] S. Petridis, T. Stafylakis, P. Ma, F. Cai, G. Tzimiropoulos, and M. Pantic, "End-to-end audiovisual speech recognition," in *IEEE ICASSP*, 2018.
- [19] J. S. Chung and A. Zisserman, "Lip reading in the wild," in *ACCV*. Springer, 2016, pp. 87–103.
- [20] S. Watanabe, T. Hori, S. Kim, J. R. Hershey, and T. Hayashi, "Hybrid CTC/attention architecture for end-to-end speech recognition," *IEEE Journal of Selected Topics in Signal Processing*, vol. 11, no. 8, pp. 1240–1253, 2017.
- [21] K. Xu, D. Li, N. Cassimatis, and X. Wang, "LCANet: End-to-end lipreading with cascaded attention-CTC," in *IEEE FG*, 2018, pp. 548–555.
- [22] J. S. Chung and A. Zisserman, "Lip reading in profile," in *British Machine Vision Conference*, 2017.
- [23] J. K. Chorowski, D. Bahdanau, D. Serdyuk, K. Cho, and Y. Bengio, "Attention-based models for speech recognition," in *Advances in neural information processing systems*, 2015, pp. 577–585.
- [24] S. Watanabe, T. Hori, S. Karita, T. Hayashi, J. Nishitoba, Y. Unno, N. E. Y. Soplin, J. Heymann, M. Wiesner, N. Chen, A. Renduchintala, and T. Ochiai, "ESPnet: End-to-end speech processing toolkit," *arXiv preprint arXiv:1804.00015*, 2018.
- [25] V. Panayotov, G. Chen, D. Povey, and S. Khudanpur, "LibriSpeech: an ASR corpus based on public domain audio books," in *IEEE ICASSP*, 2015, pp. 5206–5210.
- [26] A. Kannan, Y. Wu, P. Nguyen, T. Sainath, Z. Chen, and R. Prabhavalkar, "An analysis of incorporating an external language model into a sequence-to-sequence model," *arXiv preprint arXiv:1712.01996*, 2017.
- [27] D. Kingma and J. Ba, "Adam: A method for stochastic optimization," *arXiv preprint arXiv:1412.6980*, 2014.

- [28] A. Varga and H. Steeneken, "Assessment for automatic speech recognition: Ii. NOISEX-92: A database and an experiment to study the effect of additive noise on speech recognition systems," *Speech communication*, vol. 12, no. 3, pp. 247–251, 1993.
- [29] T. Afouras, J. Chung, A. Senior, O. Vinyals, and A. Zisserman, "Deep audio-visual speech recognition," *arXiv preprint arXiv:1809.02108*, 2018.
- [30] G. Sterpu, C. Saam, and N. Harte, "Attention-based audio-visual fusion for robust automatic speech recognition," *arXiv preprint arXiv:1809.01728*, 2018.
- [31] P. Loizou, *Speech enhancement: theory and practice*, CRC press, 2007.
- [32] P. Warden, "Speech commands: A public dataset for single-word speech recognition.," *Dataset available from http://download.tensorflow.org/data/speech_commands_v0.01.tar.gz*, 2017.